GREEK ACADEMIC RANKINGS

A complete bibliometric evaluation of every Greek university department and every tenured faculty member

Edition 2026 · v2026.1

Nine studies · seven fields · 23 universities · 339 departments
8,809 tenured faculty members · a harmonised 2012–2025 window

Stelios Bekiros
Chair Full Professor, University of Turin, Italy

greekacademicrankings.com

GREEK ACADEMIC RANKINGS

A complete bibliometric evaluation of every Greek university department and every tenured faculty member

Edition 2026 · v2026.1

Stelios Bekiros

Chair Full Professor, University of Turin, Italy

Correspondence: info@greekacademicrankings.com. The rankings, the underlying study and the companion site are the original work of the author.

Each edition is a complete, citable bibliometric study: the faculty roster, the harvesting and analysis pipeline, the published paper and the site are built and released together. The site adds no numbers of its own — every value is produced by the study's pipeline and every table carries the paper table it reproduces.

The companion site is where this volume is best used. Every ranking in these chapters can be sorted, filtered and read there by field, by university, by department or by individual member, so that a reader finds the comparison that concerns them rather than the one the page happens to show. The site also carries every figure at publication resolution, the full methodology, and the route by which the machine-readable data behind any chapter may be requested.

© 2026 Stelios Bekiros. All rights reserved. Each study in this volume is deposited under a Creative Commons Attribution-NonCommercial-NoDerivatives 4.0 International licence.

ISBN 978-9918-0-1969-4

Greek Academic Rankings Press · Sliema, Malta · 2026

Your purchase includes access to the data behind every table in this volume. Enter the key from your receipt at greekacademicrankings.com/data-request.

The companion site	**https://greekacademicrankings.com/**
The author	**https://www.steliosbekiros.com/**

About this volume

This volume collects the nine studies of Edition 2026 of the Greek Academic Rankings. Each was deposited separately on Zenodo under its own DOI and is reproduced here exactly as published: the numbering of every table, figure and section is the paper's own, and nothing has been renumbered for the collection. Only the page numbers at the foot of each page are added by this volume.

The seven field volumes come first. The two companion studies follow, because they read the departmental results from those seven volumes and never recompute them.

Every study is deposited under a Creative Commons Attribution-NonCommercial-NoDerivatives 4.0 International licence and is free to download, read, cite and share. The DOI printed with each chapter is the citable record of that study.

How to cite

Each chapter is cited by its own DOI, as printed on its opening page. The collection as a whole may be cited as:

Bekiros, S. (2026). Greek Academic Rankings, Edition 2026 (v2026.1). Nine studies. Zenodo. https://zenodo.org/communities/greek-academic-rankings

Contents

PART I THE SEVEN FIELDS

01 ACADEMIC RANKINGS OF GREEK BUSINESS AND ECONOMICS DEPARTMENTS AND THEIR FACULTY 2
10.5281/zenodo.22288074

02 ACADEMIC RANKINGS OF GREEK ENGINEERING AND COMPUTER SCIENCE DEPARTMENTS AND THEIR FACULTY 111
10.5281/zenodo.22288153

03 ACADEMIC RANKINGS OF GREEK MEDICINE AND HEALTH SCIENCES DEPARTMENTS AND THEIR FACULTY 241
10.5281/zenodo.22288166

04 ACADEMIC RANKINGS OF GREEK NATURAL SCIENCES AND MATHEMATICS DEPARTMENTS AND THEIR FACULTY 357
10.5281/zenodo.22288178

05 ACADEMIC RANKINGS OF GREEK LIFE SCIENCES AND AGRICULTURE DEPARTMENTS AND THEIR FACULTY 436
10.5281/zenodo.22288194

06 ACADEMIC RANKINGS OF GREEK LAW, POLITICAL AND SOCIAL SCIENCE DEPARTMENTS AND THEIR FACULTY 518
10.5281/zenodo.22288230

07 ACADEMIC RANKINGS OF GREEK HUMANITIES, ARTS AND EDUCATION DEPARTMENTS AND THEIR FACULTY 591
10.5281/zenodo.22288249

PART II PANHELLENIC EXAMS

08 ADMISSION SCORES AND DEPARTMENTAL ACADEMIC RANKINGS IN GREEK HIGHER EDUCATION 679
10.5281/zenodo.22461836

PART III POSTGRADUATE PROGRAMMES

09 ACADEMIC RANKINGS OF POSTGRADUATE PROGRAMMES IN GREEK UNIVERSITIES 706
10.5281/zenodo.22634254

Part I

The Seven Fields

Chapter 01

ACADEMIC RANKINGS OF GREEK BUSINESS AND ECONOMICS DEPARTMENTS AND THEIR FACULTY

10.5281/zenodo.22288074

Synopsis

This chapter evaluates Greek higher education against the global ranking systems - the World's Top 2% Scientists career list, IDEAS/RePEc and the AD Scientific Index - and executes two published bibliometric assessment designs for a single scope and a single publication window, 2012-2025: the academic-level Google Scholar h-index design of Altanopoulou, Dontsidou and Tselios (2012; design A) and the department-level Scopus design of Koukoutsidis (2022; design B). The scope is the 51 Greek university departments of economics (19), accounting, finance and banking (11) and business administration and management (21), with 21 borderline departments kept apart. Every section of the chapter is organised in two parts, A and B, so that the data, indicators, aggregation rules and results of the two designs remain separately attributable while reading as one study; each part adds, as an extension, a ranking of every faculty member inside her or his department, inside the area and nation-wide. A roster of 787 tenured faculty members (TRS) in 47 departments was rebuilt from the department websites in August 2026, and the bibliometric record of each member was retrieved from Google Scholar - the instrument of the 2012 study, used here for both designs through public author profiles - and, independently, from two open bibliographic graphs, OpenAlex and the Semantic Scholar Academic Graph, which are reported in full as robustness sources; 557 members (71%) hold a public Google Scholar profile attributed with 465 institutional confirmations, 710 were matched in OpenAlex and 726 in Semantic Scholar. Under design A the mean 2012-2025 h-index of economics departments ranges from 5.7 (International and European Economic Studies, UoWM) to 15.7 (Economics, UThessaly); under design B citations per TRS member range from 66.9 (International and European Economic Studies, UoWM) to 1361.1 (Economics, AUTH). The two designs agree only partially on the ordering of departments (Spearman rho between mean h and citations per member = 0.81, between mean h and citations per paper = 0.47), while the three sources rank the departments similarly (Section 5C) and place individual members with only moderate agreement, confirming, for new sources and a new window, the central finding of both original studies: dispersion between same-discipline departments is large and a department's rank depends on the instrument. All per-member indicators, rankings and the executable pipeline are released.

Keywords: research evaluation; h-index; Google Scholar; OpenAlex; Semantic Scholar; Scopus; RePEc; Greek universities; economics; finance; business administration; department rankings; faculty rankings

JEL: A11, A14, I23

1. Introduction

Quantitative assessment of research performance is a standing element of Greek higher-education policy: since 2022 a share of the annual state subsidy is allocated on quality indicators that include publications and citations per faculty member (Hellenic Republic, 2022). Public evidence at the level at which academic life is organised - the department and the individual academic - remains scarce. Two studies have filled that gap for Greece with different instruments, and this chapter takes both as its starting points, executes them for one scope and one window, and extends each to the individual faculty member.

1A. The Altanopoulou, Dontsidou & Tselios (2012) ranking methodology

Altanopoulou, Dontsidou and Tselios (2012) evaluated 93 Greek departments - among them the ten departments of economics then in existence - through the lifetime Google Scholar record of 3,354 academics, retrieved with Harzing's Publish or Perish between 20 April and 1 June 2009. The unit of observation is the individual academic; the department is characterised by the mean, standard deviation and median of its members' publications, citations and h-index, by the m-quotient, and by the share of members who report their scientific activity on the department website. The study also tested, for 16 disciplines, whether academics who report their activity on the web have a higher h-index, and found a significant gap in 12 of them (economics: $p = 0.038$).

1B. The Koukoutsidis (2022) ranking methodology

Koukoutsidis (2022) covered all 425 Greek university departments and 9,838 permanent faculty members (TRS) with the Scopus API for publications of 2017-2021. The unit of observation is the department: the union of its members' documents, the citations to that set, and the ratios papers per TRS member, citations per TRS member and citations per paper, ranked within each university and within each thematic area. Scopus Author IDs were collected manually over six person-months and 1,131 split profiles were merged; the R code was released but not the identifier roster.

1C. Contribution of this chapter

We narrow both designs to economics, finance and business, where the two originals overlap least, and we widen the time axis to 2012-2025 - from the publication year of the first study to the last complete year - applying the same window to both designs and to every table of this chapter. Concretely we (i) restate both methodologies with explicit formulae (Section 4); (ii) rebuild the roster of 787 faculty members of 47 departments from the department websites (Section 3); (iii) execute both designs on Google Scholar, the instrument of the 2012 study, and repeat them on two open bibliographic graphs, OpenAlex and Semantic Scholar, as robustness checks, documenting every substitution (Section 3C); (iv) add to each design the ranking of every faculty member within department, area and nation-wide, with a composite rank that follows the harmonic-mean rule of IDEAS/RePEc; (v) compare the department orderings produced by the two designs and by the published baselines of 2009 and 2017-2021; and (vi) release the roster, the per-member indicators, the workbook and the pipeline.

2. Background and related work

2A. Author-level indicators (design A lineage)

Hirsch (2005) proposed the h-index to summarise productivity and impact in one number; its robustness (Vanclay, 2007), its handicap for young researchers (Glänzel, 2006), its field dependence (Batista et al., 2006) and its sensitivity to self-citation (Schreiber, 2007; Bartneck and Kokkelmans, 2011; Huang and Lin, 2011; Rad et al., 2012) are documented, as are the g-index (Egghe, 2006), the i10-index and the m-quotient. Google Scholar offers the broadest coverage of the citation sources, particularly in economics, business and the social sciences (Harzing, 2008; Harzing and Alakangas, 2016; Martín-Martín et al., 2018), at the price of synonymy and data-quality problems that must be controlled manually (Jacso, 2005, 2006; Bar-Ilan, 2008). For Greece, Katsaros et al. (2008) ranked computer-science departments with Google Scholar, Tselios and Altanopoulou (2011) the education departments, Altanopoulou, Dontsidou & Tselios (2012) 93 departments across five fields, and Pitsolanti, Papadopoulou and Tselios (2018) 50 science and engineering departments, adding the i10-index.

2B. Department-level indicators (design B lineage)

Scopus and Web of Science offer curated coverage with unique author and affiliation identifiers, which is what makes programmatic department-level aggregation feasible (Aria and Cuccurullo, 2017; Rose and Kitchin, 2019). Department-level studies remain rare because affiliations are recorded at the institution, not the department (Krampen, 2008; Kotsemir and Shashnov, 2017; Koukoutsidis, 2022). Lazaridis (2010) ranked Greek chemistry, materials, chemical-engineering and physics departments by the mean Web of Science h-index and found the same ordering as the Google Scholar study, a convergence that we re-examine for economics and business in Section 6. Open bibliographic graphs - OpenAlex (Priem, Piwowar and Orr, 2022) and the Semantic Scholar Academic Graph (Kinney et al., 2023) - have since made author- and document-level retrieval possible without a subscription; their coverage of the social sciences lies between Scopus and Google Scholar (Martín-Martín et al., 2021; Culbert et al., 2025). RePEc/IDEAS maintains continuously updated author and institution rankings for economics (Zimmermann, 2013), restricted to registered authors, and is used here as a field-specific third lens.

3. Data

The scope is fixed by the department inventory of Table 1: the departments of the 2022 study whose object is economics, accounting/finance/banking or business administration/management, cross-checked in August 2026 against the EDIRC/RePEc directory. Tourism, shipping, regional-development, statistics-actuarial, engineering-management and public-administration departments are classed as borderline and are never pooled with the core.

Table 1. Department inventory by university and area (ECON = economics; FIN = accounting, finance and banking; BUS = business administration, management and marketing).

University	ECON	FIN	BUS	BORDERLINE	All
AUEB	2	1	3	0	6
AUTH	1	0	0	0	1
NKUA	1	0	1	0	2
UNIPI	1	1	1	5	8
UoM	1	1	1	1	4
UPatras	1	0	3	1	5
UoC	1	0	0	0	1
UoI	1	1	0	0	2
UThessaly	1	1	1	0	3
UoP	1	1	2	0	4
DUTH	1	0	0	0	1
Panteion	1	0	0	1	2
AUA	2	0	0	1	3
HUA	1	0	0	0	1
UNIWA	0	1	1	1	3
IHU	1	2	3	1	7
HMU	0	1	2	0	3
UoWM	2	1	2	2	7
UAegean	0	0	1	4	5
IONIO	0	0	0	2	2
TUC	0	0	0	1	1
HOU	0	0	0	1	1
Total	19	11	21	21	72

Source: Koukoutsidis (2022), Appendix B, cross-checked against EDIRC (https://edirc.repec.org/greece.html, 22 August 2026). Full list in Appendix A.

3A. Design A: the academics, their website record and their bibliometric profile

The roster of academics is built exactly as in 2012: surname, name and academic grade are taken from each department's own website (source URL and retrieval date recorded per person; Appendix A), emeritus, visiting, adjunct and laboratory-teaching staff are excluded. The census (Table 2) counts 787 tenured faculty members in 47 of the 51 core departments: 343 professors, 181 associate professors, 215 assistant professors, 17 lecturers and 31 members whose grade is not stated on the site. For 2 departments whose websites refuse automated access (Economics and Sustainable Development (HUA); Economic and Regional Development (Panteion)) the RePEc/EDIRC member list was used as a partial roster without academic grade; these departments are reported but excluded from the area rankings. For 4 departments no roster could be obtained (Management Science and Technology (UPatras); Regional and Economic Development (AUA); Business Administration (UNIWA); Economic Sciences (IHU)); they appear in the tables with their 2022 TRS count only.

The 2012 study recorded, for each academic, whether at least one publication is reported on the department website. In 2026 nearly every department page links to a profile, so the variable no longer discriminates; we replace it by the closest public equivalent, whether the academic maintains a public ORCID iD (retrieved from the ORCID public API on name and institution), and we keep the original hypothesis - that academics

who publicly report their activity have a higher h-index - and the original test (Mann-Whitney U). This is a documented deviation.

Table 2. Roster census, August 2026: tenured faculty (TRS) by department, academic grade, bibliometric matching and public ORCID iD.

Area	Univ.	Department	TRS	Prof.	Assoc.	Asst.	Lect.	Matched	High conf.	ORCID
BUS	AUEB	Business Administration	29	10	7	12	0	17	14	13
BUS	AUEB	Management Science and Technology	20	15	3	2	0	15	12	12
BUS	AUEB	Marketing and Communication	19	8	5	6	0	15	14	12
BUS	HMU	Business and Tourism Management	17	2	9	6	0	13	11	12
BUS	HMU	Management Science and Technology	12	4	4	4	0	9	8	9
BUS	IHU	Business Administration	12	8	1	3	0	10	8	8
BUS	IHU	Management Science and Technology	14	8	2	4	0	13	2	9
BUS	IHU	Organisation Management, Marketing and Tourism	23	7	8	7	1	18	15	15
BUS	NKUA	Business Administration	16	8	4	3	1	9	7	8
BUS	UAegean	Business Administration	17	5	5	7	0	14	10	10
BUS	UNIPI	Business Administration	21	11	7	3	0	12	12	10
BUS	UPatras	Business Administration	19	13	2	4	0	16	14	18
BUS	UPatras	Business Administration of Food and Agricultural Enterprises	10	3	4	3	0	5	5	5
BUS	UThessaly	Business Administration	15	11	2	2	0	11	8	6
BUS	UoM	Business Administration	26	13	7	6	0	22	19	14
BUS	UoP	Business and Organization Administration	15	7	2	5	1	6	5	5
BUS	UoP	Management Science and Technology	10	4	5	1	0	5	3	6
BUS	UoWM	Business Administration	8	1	6	1	0	8	7	6
BUS	UoWM	Management Science and Technology	5	1	2	1	1	3	2	1
ECON	AUA	Agricultural Economics and Rural Development	23	12	2	9	0	20	17	17
ECON	AUEB	Economics	20	6	7	7	0	16	16	13
ECON	AUEB	International and European Economic Studies	24	17	2	5	0	15	14	13
ECON	AUTH	Economics	29	16	8	5	0	25	21	19
ECON	DUTH	Economics	19	9	6	4	0	10	7	8
ECON	HUA	Economics and Sustainable Development	7	7	0	0	0	5	3	4
ECON	NKUA	Economics	23	12	2	9	0	12	11	7
ECON	Panteion	Economic and Regional Development	22	22	0	0	0	18	15	20
ECON	UNIPI	Economics	24	14	4	6	0	9	7	11
ECON	UPatras	Economics	18	9	3	6	0	17	12	11
ECON	UThessaly	Economics	23	14	4	5	0	16	14	16
ECON	UoC	Economics	21	9	5	7	0	18	17	18
ECON	UoI	Economics	17	7	4	6	0	9	7	12
ECON	UoM	Economics	21	10	1	10	0	13	13	12
ECON	UoP	Economics	11	5	4	2	0	10	9	10
ECON	UoWM	Economics	10	3	6	1	0	8	8	7
ECON	UoWM	International and European Economic Studies	7	4	1	2	0	3	3	5
FIN	AUEB	Accounting and Finance	25	13	8	4	0	21	20	23
FIN	HMU	Accounting and Finance	12	4	4	3	1	7	7	8
FIN	IHU	Accounting and Finance	14	6	0	6	2	6	2	9
FIN	IHU	Accounting and Information Systems	11	4	1	5	1	10	10	9
FIN	UNIPI	Banking and Financial Management	15	7	5	3	0	11	9	11
FIN	UNIWA	Accounting and Finance	18	4	4	6	4	10	8	7
FIN	UThessaly	Accounting and Finance	11	3	6	2	0	10	8	9
FIN	UoI	Accounting and Finance	12	5	1	3	3	10	8	7
FIN	UoM	Accounting and Finance	18	5	2	11	0	13	10	12
FIN	UoP	Accounting and Finance	12	3	5	4	0	6	5	4
FIN	UoWM	Accounting and Finance	12	5	1	4	2	8	8	9

Prof. includes the partial rosters where the grade is not stated. Matched = a public Google Scholar profile attributed to the person (Section 3B); High conf. = profile verified at the member's university.

Figure 1 shows the census by university and grade: the six AUEB departments, the three of Macedonia and the economics schools of Aristotle and Athens account for the largest blocks, and professors outnumber assistant professors in every university except the newer ones that absorbed the former technological institutes.

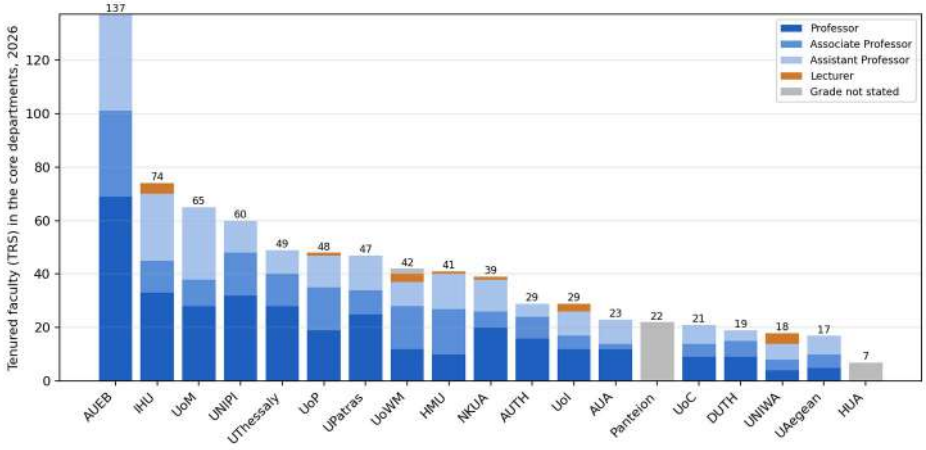

Figure 1. Tenured faculty of the core departments by university and academic grade, August 2026 (n = 787).

3B. Design B: TRS members, author identifiers and the document set

TRS is defined as in 2022: tenured faculty of all grades plus probationary assistant professors, taken from the department website. The 2022 study's binding step - locating the author identifier of every member - is reproduced here on Google Scholar: for every roster member an author search on the full name (and on its usual Latin variant) was run on Google Scholar, which returns Google Scholar's own list of matching public profiles; each candidate profile was then read in full and accepted when its name matched and its verified e-mail domain or stated affiliation is the member's university (HIGH), when its name matched at another Greek institution or without a verified address (MEDIUM), or when only an initial-form profile at the university exists (LOW); profiles verified elsewhere were dropped as namesakes. Flags: HIGH 465, MEDIUM 21, LOW 71, UNMATCHED (no public profile) 230. Google Scholar profiles are self-curated, so no automated merging is needed and the member's own h-index, i10-index and citation total are read directly from the profile alongside the values recomputed from the article list. The same roster was matched in OpenAlex (710 members; 628 with the university confirmed in the profile's affiliation history, 1119 split profiles merged, the counterpart of the 1,131 merges of the 2022 study) and in Semantic Scholar (726 members; venues used to screen namesakes), as reported in Appendices C and D. Unmatched members remain in the denominator, as in 2022, and their number is reported per department. Documents are the union of the members' works with publication year 2012-2025; citations are the source's citation counts at retrieval (22-23 August 2026), self-citations included.

3C. Source substitution statement

Design A is executed on its original instrument, Google Scholar, with one adaptation: the 2009 study ran Publish or Perish name searches restricted by subject area, which Google Scholar no longer supports, whereas this study reads the public author profile of each academic (Google Scholar Author pages, retrieved on Google Scholar on 23 August 2026), which gives the same article list with years and citation counts plus the profile's own h-index, i10-index and citation total; members without a public profile therefore have no Google Scholar values and are reported as such, the counterpart of the 2022 study's members without a Scopus profile. Design B is executed on the same Google Scholar article lists instead of Scopus, which was unavailable: the department document set is the union of the members' listed articles, de-duplicated on title and year. Because Google Scholar is uncurated, both designs were repeated on two open bibliographic graphs with the same roster and rules - OpenAlex (Priem, Piwowar and Orr, 2022;

affiliation histories with years, which also provide the strongest validation of the roster attributions) and the Semantic Scholar Academic Graph (Kinney et al., 2023) - and these are reported in full in Appendices C and D and compared with Google Scholar in Section 5C. Google Scholar's counts are the highest of the three, as the literature predicts (Martín-Martín et al., 2018, 2021); the 2009 Google Scholar and 2017-2021 Scopus baselines are reproduced for reference and remain not numerically comparable because of the different windows and the Scopus source.

4. Methodology

4A. Altanopoulou, Dontsidou & Tselios (2012) ranking methodology

Let an academic have publications indexed 1, ..., N with citation counts ordered non-increasingly, c(1) ≥ c(2) ≥ ... ≥ c(N). The h-index (Hirsch, 2005) is

$$h = \max\{\, k : c_{(k)} \geq k \,\} \tag{1}$$

i.e. h of the publications have at least h citations each. The m-quotient normalises h by career length, with Y the retrieval year and y_1 the year of first publication in the retrieved lifetime record:

$$m = \frac{h}{Y - y_1 + 1} \tag{2}$$

Egghe's g-index and the i10-index (publications with at least ten citations) are retained as secondary indicators:

$$g = \max\{\, k : \sum_{i=1}^{k} c_{(i)} \geq k^2 \,\} \tag{3}$$

For a department with n evaluated academics the reported statistics are: n; the percentage with a public ORCID iD (the 2026 counterpart of web reporting); the mean and standard deviation of publications, citations and h; the median h; the mean i10 and the mean m-quotient. Departments are ordered by mean h within each area, with the median reported to expose skewness, exactly as in the 2012 tables. The hypothesis that academics who publicly report their activity have a different h-index from those who do not is tested per area and per department with the two-sided Mann-Whitney U test, α = 0.05:

$$U_1 = n_1 n_2 + \frac{n_1(n_1+1)}{2} - R_1, \qquad U = \min(U_1, U_2) \tag{4}$$

where n_1, n_2 are the group sizes and R_1 the rank sum of the reporting group. All indicators are computed twice: on the publications of 2012-2025 (the window of this chapter, reported in every table) and on the lifetime record (the exact 2012 design, reported in the companion workbook, in Section 5E and summarised in Section 5A); for Google Scholar the profile's own lifetime h-index, i10-index and citation total are reported as well.

4B. Koukoutsidis (2022) ranking methodology

Let T_d be the set of TRS members of department d, D_i(w) the set of documents of member i with publication year in window w, and c_e the citation count of document e at retrieval. The department's publication count is the size of the union of its members' documents, so that a paper co-authored by several members is counted once:

$$P_d(w) = |D_d(w)|, \qquad D_d(w) = \bigcup_{i \in T_d} D_i(w) \tag{5}$$

$$C_d(w) = \sum_{e \in D_d(w)} c_e \tag{6}$$

with N_d = |T_d| counting every TRS member, including those without a matched profile (their absence is reported separately, not removed from the denominator). The three indicators of the 2022 study are

$$\text{papers per TRS}_d(w) = \frac{P_d(w)}{N_d} \tag{7}$$

$$\text{citations per TRS}_d(w) = \frac{C_d(w)}{N_d} \tag{8}$$

$$\text{citations per paper}_d(w) = \frac{C_d(w)}{P_d(w)} \tag{9}$$

Departments are ranked by Eq. 8 and, separately, by Eq. 9 within each university and within each area, because the two orderings diverge where co-authorship within the department is intense and where departments are small (Koukoutsidis, 2022). Self-citations are allowed. The window is w = 2012-2025 throughout.

4C. Individual extension and composite rank (common to both designs)

Design A is individual by construction, so its department statistics are moments of a distribution that we now report in full: every academic is ranked within department, within area and nation-wide on h, citations and publications of 2012-2025. Design B is extended with the same three scopes on the member's own 2012-2025 papers P_i(w), citations C_i(w) and lifetime h. For an academic with ranks r_1, ..., r_M on M indicators the composite rank is the harmonic mean of the individual ranks - the aggregation rule used by IDEAS/RePEc (Zimmermann, 2013):

$$\bar{r} = \frac{M}{\sum_{j=1}^{M} 1/r_j} \tag{10}$$

Composite ranks are computed separately for the design-A indicators and for the design-B indicators and reported side by side; they are never merged across designs.

5. Results

5A. Altanopoulou, Dontsidou & Tselios (2012) ranking methodology

5A.1 Reproduced baseline: the ten economics departments in 2009

Table 3 reproduces the only part of the 2012 study that falls inside our scope. Economics departments displayed a three-fold spread in mean h (2.60 at Piraeus to 7.27 at AUEB) and a six-fold spread in citations per academic, with 57% of the 231 academics reporting their activity on the web; AUEB led on citations, mean h and median h, the University of Macedonia on publications per academic and on web reporting.

Table 3. Departments of economics, lifetime Google Scholar indicators, data collected 20 April - 1 June 2009 (reproduced from Altanopoulou, Dontsidou & Tselios, 2012, Table 8).

Department (University)	Academics	Reporting (%)	Pubs / academic (SD)	Citations / academic (SD)	Mean h (SD)	Median h
AUEB	22	68.2	51.14 (42.06)	356.59 (411.58)	7.27 (4.91)	6
Macedonia	26	92.3	56.31 (62.95)	218.08 (262.87)	6.08 (4.34)	4.5
Patras	14	71.4	32.36 (29.59)	106.07 (115.81)	4.79 (3.23)	4.5
Peloponnese	12	83.3	41.92 (30.73)	97.67 (89.0)	4.33 (2.53)	4.5
Crete	22	81.8	47.5 (49.89)	217.45 (332.51)	5.77 (4.43)	4
National Kapodestrian of Athens	52	13.5	41.48 (69.32)	163.02 (290.21)	4.42 (4.13)	4
Aristotle of Thessaloniki	29	31	29.41 (36.04)	106.55 (179.31)	3.76 (3.4)	3
Ioannina	19	84.2	28.26 (57.91)	143.0 (421.48)	3.63 (5.0)	3
Thessaly	15	86.7	23.73 (22.92)	57.33 (92.08)	3.4 (2.73)	3

Department (University)	Academics	Reporting (%)	Pubs / academic (SD)	Citations / academic (SD)	Mean h (SD)	Median h
Piraeus	20	50	15.35 (13.25)	54.05 (90.39)	2.6 (2.4)	2.5
Total	231	57.14	38.1 (46.76)	160.96 (248.4)	4.65 (3.86)	3

The corresponding Mann-Whitney test (ibid., Table 19) rejected equality of h between reporting and non-reporting economists, p = 0.038.

Figure 2 sets the 2009 lifetime values of the ten economics departments against their 2012-2025 Google Scholar values computed here; levels are not comparable (lifetime versus window, 2009 versus 2026 Google Scholar coverage), the ordering is, and the right-hand panel gives its rank agreement.

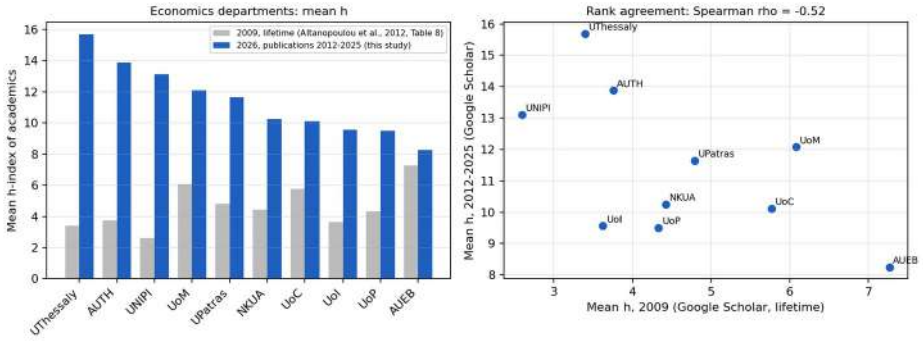

Figure 2. The ten economics departments of the 2012 study: mean h in 2009 (lifetime, Altanopoulou, Dontsidou & Tselios, 2012) and in this study (publications 2012-2025, Google Scholar); right, rank agreement.

5A.2 Departments, publications 2012-2025

Economics: 224 academics with a matched record in 17 departments. Mean h over the 2012-2025 publications ranges from 5.67 (International and European Economic Studies, UoWM) to 15.69 (Economics, UThessaly); the area mean is 11.75 (median 10.0), with 44.2 publications and 972.4 citations per academic. The three departments with the highest mean h are Economics (UThessaly, 15.69), Economics (AUTH, 13.88), Economics (UNIPI, 13.11); the highest citations per academic are found at Economics (AUTH, 1670.9), Economics (UThessaly, 1663.8), Economics (UoM, 1260.0). 63.6% of the area's faculty hold a public ORCID iD.

Table 4a. Economics: Google Scholar indicators of academics, publications 2012-2025 (design A). Cells give mean (SD) [median]. Departments ordered by mean h.

Department (Univ.)	N	ORCID (%)	Publications mean (SD) [median]	Citations mean (SD) [median]	h mean (SD) [median]	i10 mean (SD) [median]	Mean m
Economics (UThessaly)	16	69.6	80.8 (112.2) [45.5]	1664 (2987) [608]	15.7 (12.6) [13.5]	30.6 (44.5) [18.5]	0.598
Economics and Sustainable Development (HUA)*	5	57.1	35.8 (26.0) [33]	1128 (724) [1554]	14.8 (8.5) [17]	19.4 (12.6) [18]	0.777
Economics (AUTH)	25	65.5	41.9 (33.8) [35]	1671 (3277) [760]	13.9 (8.0) [12]	18.9 (17.8) [14]	0.562
Economics (UNIPI)	9	45.8	56.7 (55.4) [30]	896 (1032) [468]	13.1 (8.5) [11]	21.1 (20.8) [13]	0.591
Agricultural Economics and Rural Development (AUA)	20	73.9	52.1 (50.3) [40.5]	1082 (1675) [441.5]	13.1 (8.2) [10.5]	17.4 (18.4) [11]	0.595
Economic and Regional Development (Panteion)*	18	90.9	43.6 (29.8) [40]	1290 (2283) [728.5]	12.9 (9.9) [11]	16.4 (15.5) [13]	0.563
Economics (UoM)	13	57.1	46.0 (54.6) [18]	1260 (2411) [320]	12.1 (11.8) [7]	20.5 (33.2) [6]	0.527
Economics (DUTH)	10	42.1	64.5 (48.0) [60.5]	759 (749) [516]	12.0 (7.8) [10.5]	18.0 (19.7) [10.5]	0.582
Economics (UPatras)	17	61.1	32.5 (17.7) [27]	608 (414) [430]	11.7 (4.3) [11]	13.2 (6.7) [13]	0.573
International and European Economic Studies (AUEB)	15	54.2	61.2 (122.7) [33]	836 (1518) [482]	10.4 (7.5) [9]	14.8 (23.1) [9]	0.314
Economics (UoWM)	8	70.0	40.1 (42.9) [25.5]	721 (900) [412.5]	10.4 (8.5) [8]	14.5 (20.2) [7.5]	0.472
Economics (NKUA)	12	30.4	38.2 (37.4) [32]	564 (553) [325]	10.2 (6.0) [9]	12.0 (9.1) [9]	0.553
Economics (UoC)	18	85.7	25.8 (21.6) [19]	661 (741) [272.5]	10.1 (6.5) [8]	11.6 (11.5) [7.5]	0.459
Economics (UoI)	9	70.6	28.1 (22.9) [22]	911 (1314) [711]	9.6 (7.1) [8]	10.7 (10.8) [7]	0.596
Economics (UoP)	10	90.9	28.9 (26.0) [21.5]	527 (432) [436]	9.5 (4.2) [10]	10.1 (6.0) [10.5]	0.388
Economics (AUEB)	16	65.0	27.6 (15.0) [22.5]	330 (267) [269.5]	8.2 (3.2) [8]	8.2 (4.5) [8]	0.395

Department (Univ.)	N	ORCID (%)	Publications mean (SD) [median]	Citations mean (SD) [median]	h mean (SD) [median]	i10 mean (SD) [median]	Mean m
International and European Economic Studies (UoWM)	3	71.4	30.7 (27.3) [26]	278 (228) [361]	5.7 (2.5) [6]	3.7 (3.2) [5]	0.288
Total (all departments in area)	224	63.6	44.2 (55.3) [30]	972 (1809) [454]	11.8 (8.0) [10]	16.0 (20.2) [10.5]	0.523

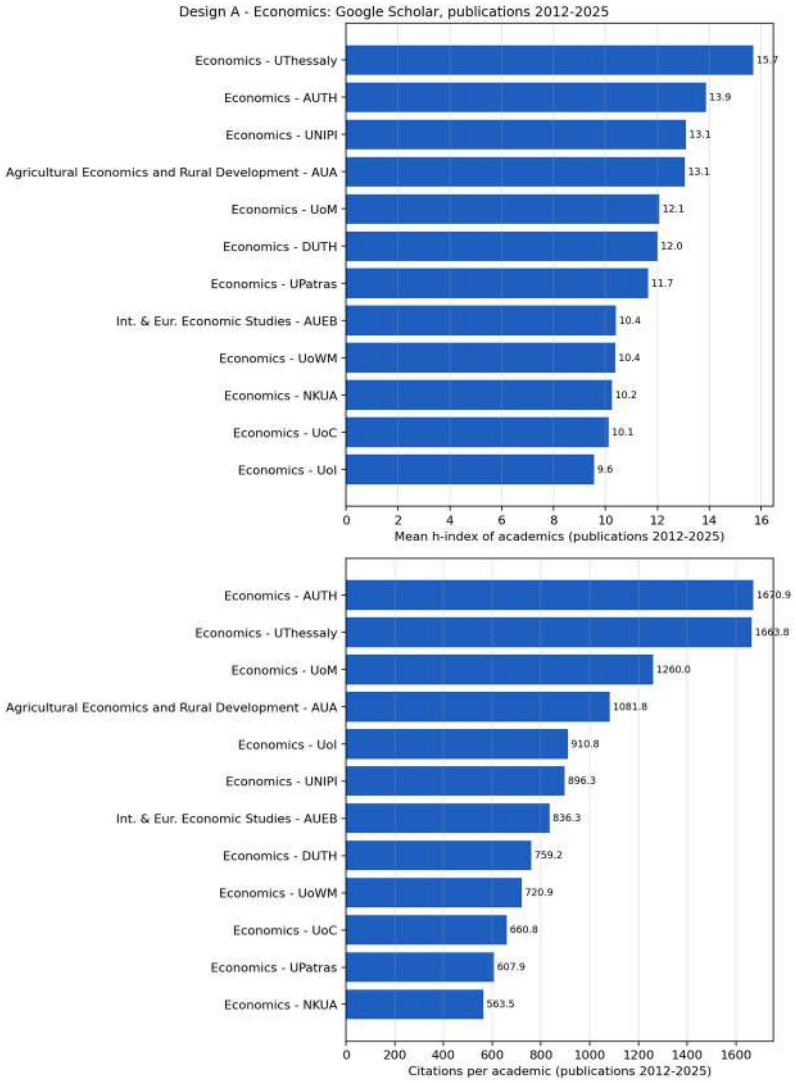

Figure 3. Economics: mean h-index of academics (top) and citations per academic (bottom), Google Scholar publications 2012-2025, design A.

Accounting, finance and banking: 112 academics with a matched record in 11 departments. Mean h over the 2012-2025 publications ranges from 6.10 (Accounting and Finance, UoI) to 16.00 (Accounting and Finance, HMU); the area mean is 9.80 (median 8.0), with 31.8 publications and 690.1 citations per academic. The three departments with the highest mean h are Accounting and Finance (HMU, 16.00), Accounting and Finance (UThessaly, 13.60), Accounting and Finance (IHU, 12.67); the highest citations per academic are found at Accounting and Finance (HMU, 2249.7), Accounting and Finance (IHU, 960.0), Accounting and Finance (UThessaly, 954.5). 67.5% of the area's faculty hold a public ORCID iD.

Table 4b. Accounting, finance and banking: Google Scholar indicators of academics, publications 2012-2025 (design A). Cells give mean (SD) [median]. Departments ordered by mean h.

Department (Univ.)	N	ORCID (%)	Publications mean (SD) [median]	Citations mean (SD) [median]	h mean (SD) [median]	i10 mean (SD) [median]	Mean m
Accounting and Finance (HMU)	7	66.7	52.7 (43.0) [63]	2250 (3455) [555]	16.0 (12.0) [12]	24.1 (23.6) [16]	0.908
Accounting and Finance (UThessaly)	10	81.8	37.7 (23.8) [30.5]	954 (590) [1036]	13.6 (5.8) [12]	18.0 (11.4) [13]	0.823
Accounting and Finance (IHU)	6	64.3	53.5 (20.1) [56]	960 (1096) [594.5]	12.7 (7.2) [11]	17.5 (14.8) [13]	0.542

Department (Univ.)	N	ORCID (%)	Publications mean (SD) [median]	Citations mean (SD) [median]	h mean (SD) [median]	i10 mean (SD) [median]	Mean m
Accounting and Finance (UoP)	6	33.3	46.0 (33.0) [33.5]	810 (1116) [441]	12.2 (8.0) [10.5]	16.2 (17.2) [12.5]	0.349
Accounting and Finance (UoWM)	8	75.0	39.0 (32.9) [32.5]	688 (921) [375]	10.2 (7.4) [8.5]	13.4 (15.8) [8]	0.535
Accounting and Finance (AUEB)	21	92.0	25.3 (14.4) [21]	578 (553) [286]	9.5 (4.9) [8]	9.9 (7.2) [8]	0.493
Accounting and Finance (UNIWA)	10	38.9	36.8 (30.9) [25.5]	674 (1036) [175.5]	8.9 (7.6) [6.5]	11.9 (18.1) [3.5]	0.421
Accounting and Finance (UoM)	13	66.7	25.3 (29.9) [18]	543 (658) [408]	8.6 (4.8) [8]	8.7 (7.5) [7]	0.381
Accounting and Information Systems (IHU)	10	81.8	23.0 (19.2) [17]	343 (480) [164]	7.5 (5.1) [6]	7.7 (9.9) [4]	0.363
Banking and Financial Management (UNIPI)	11	73.3	18.4 (14.1) [12]	401 (545) [132]	7.5 (5.1) [6]	7.0 (6.2) [5]	0.304
Accounting and Finance (UoI)	10	58.3	24.2 (16.7) [17.5]	209 (210) [120]	6.1 (2.3) [5.5]	4.6 (4.0) [3]	0.279
Total (all departments in area)	112	67.5	31.8 (26.1) [21.5]	690 (1133) [319.5]	9.8 (6.5) [8]	11.6 (12.7) [7]	0.477

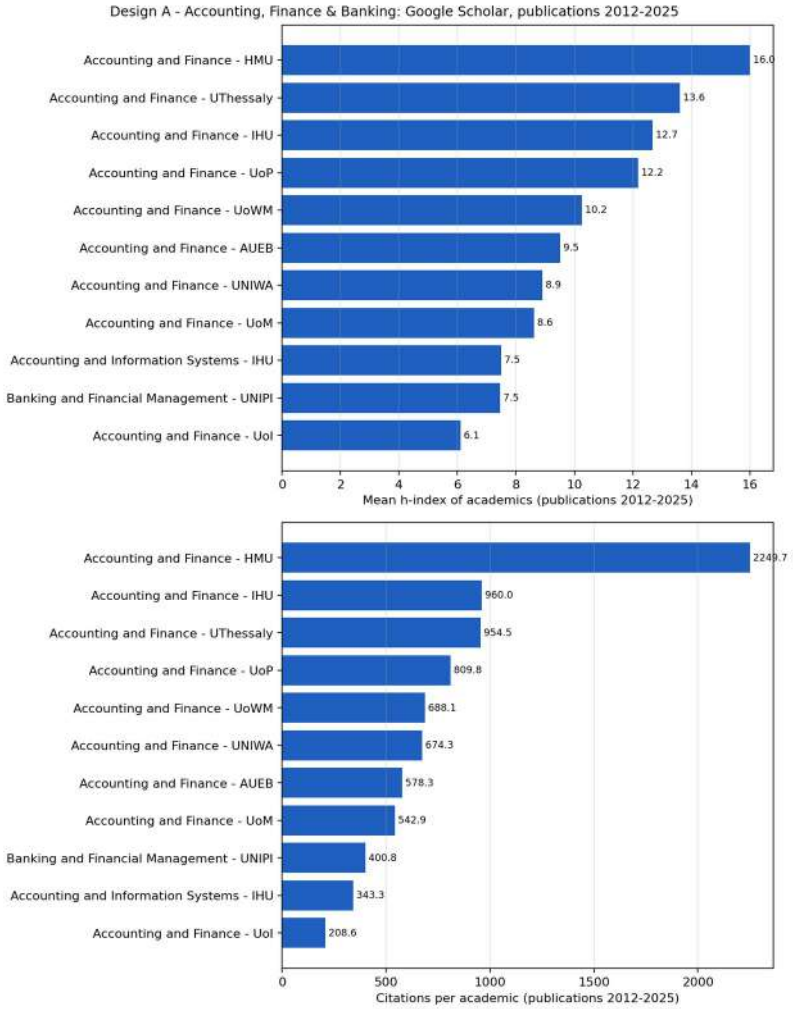

Figure 4. Accounting, finance and banking: mean h-index of academics (top) and citations per academic (bottom), Google Scholar publications 2012-2025, design A.

Business administration, management and marketing: 221 academics with a matched record in 19 departments. Mean h over the 2012-2025 publications ranges from 7.67 (Management Science and Technology, UoWM) to 19.60 (Management Science and Technology, UoP); the area mean is 12.89 (median 11.0), with 46.5 publications and 1087.2 citations per academic. The three departments with the highest mean h are Management Science and Technology (UoP, 19.60), Business Administration of Food and Agricultural Enterprises (UPatras, 18.20), Business Administration (UoM, 17.77); the highest citations per academic are found at Business Administration (UThessaly, 1884.9), Business Administration of Food and Agricultural Enterprises (UPatras, 1707.0), Management Science and Technology (UoP, 1683.6). 58.1% of the area's faculty hold a public ORCID iD.

Table 4c. Business administration, management and marketing: Google Scholar indicators of academics, publications 2012-2025 (design A). Cells give mean (SD) [median]. Departments ordered by mean h.

Department (Univ.)	N	ORCID (%)	Publications mean (SD) [median]	Citations mean (SD) [median]	h mean (SD) [median]	i10 mean (SD) [median]	Mean m
Management Science and Technology (UoP)	5	60.0	101.6 (34.3) [90]	1684 (760) [1609]	19.6 (5.0) [23]	32.0 (10.4) [37]	0.896
Business Administration of Food and Agricultural Enterprises (UPatras)	5	50.0	44.4 (15.7) [38]	1707 (2007) [968]	18.2 (11.5) [16]	24.8 (20.1) [20]	0.776
Business Administration (UoM)	22	53.8	61.5 (41.9) [49.5]	1667 (1172) [1623]	17.8 (8.2) [19]	26.9 (16.9) [29]	0.642
Business Administration (UoWM)	8	75.0	60.6 (45.8) [45]	1680 (1661) [1093.5]	16.1 (9.8) [14.5]	25.5 (27.1) [21]	0.992
Business Administration (UThessaly)	11	40.0	74.5 (71.7) [40]	1885 (2475) [530]	15.8 (12.0) [10]	31.4 (38.0) [10]	0.634
Management Science and Technology (HMU)	9	75.0	84.8 (117.0) [40]	1436 (1964) [901]	15.7 (12.1) [11]	35.1 (52.0) [14]	0.791
Business and Tourism Management (HMU)	13	70.6	66.8 (50.4) [53]	1363 (1355) [1018]	15.5 (9.1) [15]	24.0 (22.4) [18]	0.875
Management Science and Technology (AUEB)	15	60.0	39.3 (45.5) [29]	1541 (1621) [927]	14.5 (8.9) [14]	19.1 (20.2) [16]	0.493
Business Administration (NKUA)	9	50.0	47.9 (29.9) [43]	1051 (1019) [764]	13.4 (7.1) [13]	18.1 (14.1) [18]	0.711
Business and Organization Administration (UoP)	6	33.3	44.8 (43.9) [20]	1145 (1789) [420.5]	12.7 (12.2) [6.5]	19.7 (29.0) [5]	0.598
Marketing and Communication (AUEB)	15	63.2	28.3 (16.0) [27]	1275 (1064) [952]	12.5 (5.5) [12]	13.9 (8.6) [12]	0.547
Business Administration (UNIPI)	12	47.6	32.9 (19.7) [30.5]	590 (450) [570]	11.4 (5.5) [12]	14.9 (10.1) [12.5]	0.498
Management Science and Technology (IHU)	13	64.3	49.8 (52.2) [30]	693 (624) [377]	10.7 (5.6) [8]	14.5 (12.7) [8]	0.418
Business Administration (UAegean)	14	58.8	32.7 (23.9) [28]	583 (807) [253]	10.3 (6.4) [8]	10.9 (10.5) [6.5]	0.509
Business Administration (AUEB)	17	44.8	26.9 (24.7) [16]	775 (690) [526]	9.9 (7.0) [8]	11.7 (11.1) [8]	0.527
Organisation Management, Marketing and Tourism (IHU)	18	65.2	35.5 (18.6) [36]	637 (641) [521]	9.8 (5.0) [10.5]	10.4 (7.3) [10.5]	0.449
Business Administration (UPatras)	16	94.7	33.1 (18.6) [30]	553 (665) [406.5]	9.2 (5.5) [9]	9.5 (8.3) [8]	0.343
Business Administration (IHU)	10	66.7	31.3 (22.7) [28.5]	390 (557) [138.5]	8.5 (5.5) [6.5]	9.0 (12.2) [4]	0.365
Management Science and Technology (UoWM)	3	20.0	36.3 (40.2) [25]	540 (812) [130]	7.7 (7.4) [5]	8.0 (11.4) [3]	0.404
Total (all departments in area)	221	58.1	46.5 (45.0) [33]	1087 (1260) [656]	12.9 (8.1) [11]	18.1 (20.4) [11]	0.576

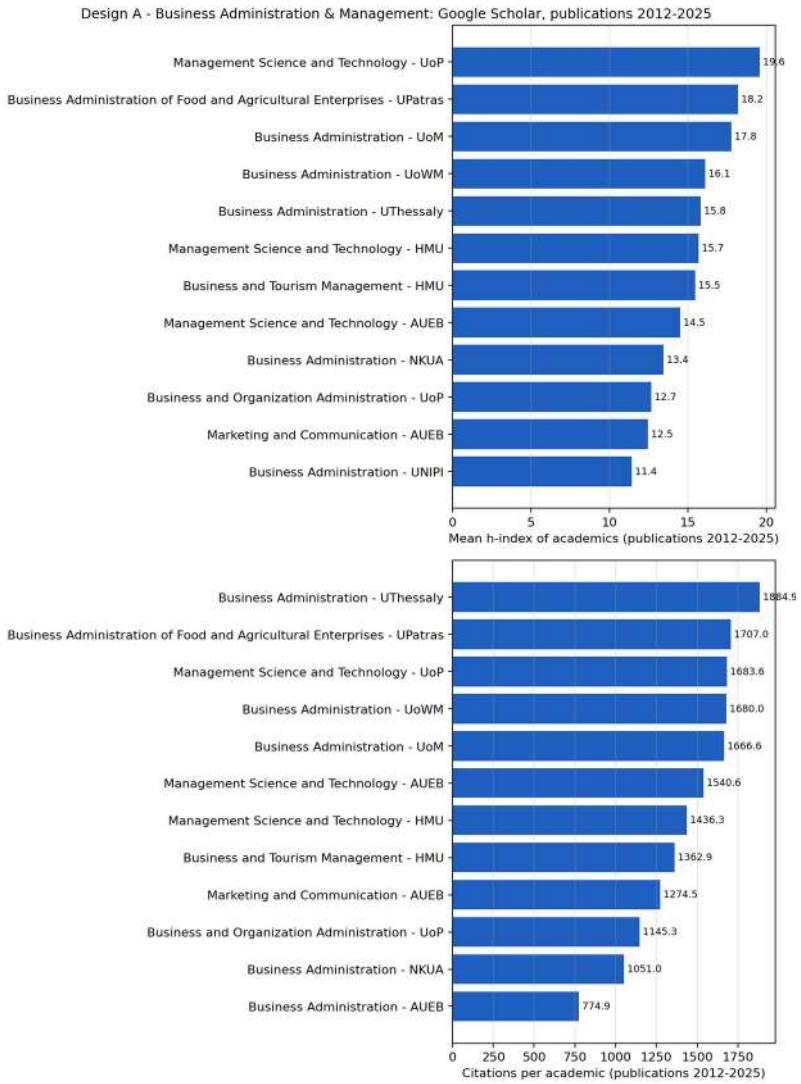

Figure 5. Business administration, management and marketing: mean h-index of academics (top) and citations per academic (bottom), Google Scholar publications 2012-2025, design A.

Table 4d. Economics: Google Scholar lifetime indicators of academics (the exact 2012 design, all years to 23 August 2026). Cells give mean (SD) [median]. Departments ordered by mean lifetime h.

Department (Univ.)	N	Publications mean (SD) [median]	Citations mean (SD) [median]	h mean (SD) [median]	i10 mean (SD) [median]
Economics (UThessaly)	16	113.4 (164.0) [64.5]	2618 (4286) [756]	20.2 (16.3) [14.5]	43.0 (61.8) [23.5]
Economics and Sustainable Development (HUA)	5	55.8 (37.1) [69]	2210 (1789) [1641]	20.0 (12.2) [22]	30.8 (23.4) [35]
Economics (AUTH)	25	67.8 (44.0) [50]	2751 (3572) [1803]	19.1 (9.7) [19]	29.1 (20.9) [25]
International and European Economic Studies (AUEB)	15	118.0 (207.2) [57]	2150 (3570) [1359]	18.1 (12.7) [14]	32.1 (41.4) [17]
Economics (UPatras)	17	55.0 (36.9) [46]	1365 (1438) [898]	16.7 (8.9) [13]	22.8 (17.8) [17]
Economics (UoM)	13	79.5 (98.9) [41]	2128 (3767) [703]	16.6 (15.4) [11]	33.8 (54.5) [12]
Agricultural Economics and Rural Development (AUA)	20	77.4 (59.9) [60]	1563 (1890) [736.5]	16.2 (9.0) [12]	25.4 (21.7) [18.5]
Economic and Regional Development (Panteion)	18	60.4 (33.3) [55.5]	1887 (2799) [972.5]	15.9 (10.5) [13.5]	22.1 (19.1) [17]
Economics (UNIPI)	9	70.7 (61.2) [51]	1166 (1081) [909]	15.3 (8.7) [15]	25.4 (22.0) [17]
Economics (UoP)	10	56.4 (55.3) [44]	1188 (874) [1181]	15.2 (8.6) [15.5]	21.1 (16.7) [21.5]
Economics (UoC)	18	44.9 (35.4) [33]	1355 (1386) [711]	14.3 (8.4) [13]	19.7 (18.1) [16]
Economics (DUTH)	10	79.3 (59.7) [70.5]	872 (866) [550.5]	12.7 (8.6) [10.5]	20.6 (23.0) [10.5]
Economics (NKUA)	12	50.9 (41.2) [39.5]	716 (594) [646]	12.2 (5.9) [13]	14.8 (9.4) [15.5]
Economics (AUEB)	16	42.8 (30.0) [31]	908 (1191) [456]	12.0 (5.9) [10.5]	14.6 (11.2) [11]
Economics (UoWM)	8	49.6 (48.6) [34.5]	832 (988) [432.5]	11.8 (9.4) [8.5]	17.0 (22.0) [8.5]
Economics (UoI)	9	38.6 (26.4) [26]	1122 (1351) [860]	11.3 (7.7) [8]	13.4 (12.7) [7]

Department (Univ.)	N	Publications mean (SD) [median]	Citations mean (SD) [median]	h mean (SD) [median]	i10 mean (SD) [median]
International and European Economic Studies (UoWM)	3	41.7 (36.5) [35]	367 (309) [468]	6.7 (3.2) [8]	5.3 (4.7) [7]
All departments in area (Total)	224	67.5 (83.8) [48]	1636 (2488) [870]	15.7 (10.3) [13]	24.4 (29.1) [16]

Table 4e. Accounting, finance and banking: Google Scholar lifetime indicators of academics (the exact 2012 design, all years to 23 August 2026). Cells give mean (SD) [median]. Departments ordered by mean lifetime h.

Department (Univ.)	N	Publications mean (SD) [median]	Citations mean (SD) [median]	h mean (SD) [median]	i10 mean (SD) [median]
Accounting and Finance (HMU)	7	67.7 (65.7) [66]	2728 (3901) [567]	18.4 (14.6) [12]	30.7 (35.5) [17]
Accounting and Finance (AUEB)	21	44.4 (29.9) [34]	1464 (1610) [687]	14.9 (8.8) [11]	19.8 (16.9) [12]
Accounting and Finance (UThessaly)	10	44.8 (26.3) [34]	1111 (728) [1083.5]	14.7 (5.8) [16]	20.0 (11.6) [17.5]
Accounting and Finance (IHU)	6	68.3 (25.1) [77]	1768 (1837) [869]	14.7 (6.8) [14]	22.3 (15.2) [20.5]
Accounting and Finance (UoP)	6	59.0 (37.8) [45]	1428 (1730) [610]	14.5 (10.2) [11.5]	20.7 (21.7) [14.5]
Banking and Financial Management (UNIPI)	11	39.6 (25.4) [35]	1137 (983) [1011]	13.6 (6.1) [12]	16.2 (9.6) [15]
Accounting and Finance (UoWM)	8	52.6 (46.7) [36.5]	812 (1103) [454]	11.6 (7.8) [9.5]	17.2 (21.4) [9.5]
Accounting and Finance (UoM)	13	38.9 (50.5) [26]	764 (942) [566]	10.3 (6.1) [9]	12.8 (13.1) [9]
Accounting and Finance (UNIWA)	10	47.4 (38.0) [34]	754 (1089) [303.5]	9.9 (8.0) [7.5]	14.1 (19.8) [6]
Accounting and Information Systems (IHU)	10	31.5 (25.5) [22]	721 (832) [304.5]	9.5 (6.6) [7]	10.4 (12.7) [5.5]
Accounting and Finance (UoI)	10	31.8 (19.4) [24.5]	334 (251) [337.5]	6.8 (2.4) [7]	5.7 (4.1) [5.5]
All departments in area (Total)	112	45.4 (36.5) [34]	1135 (1534) [587.5]	12.5 (8.0) [10]	16.7 (17.3) [10.5]

Table 4f. Business administration, management and marketing: Google Scholar lifetime indicators of academics (the exact 2012 design, all years to 23 August 2026). Cells give mean (SD) [median]. Departments ordered by mean lifetime h.

Department (Univ.)	N	Publications mean (SD) [median]	Citations mean (SD) [median]	h mean (SD) [median]	i10 mean (SD) [median]
Management Science and Technology (AUEB)	15	98.1 (102.2) [79]	4641 (4169) [3722]	27.8 (14.3) [25]	49.6 (49.5) [41]
Business Administration of Food and Agricultural Enterprises (UPatras)	5	73.4 (27.9) [80]	3020 (3011) [2812]	24.0 (13.9) [27]	38.2 (25.8) [51]
Business Administration (UoM)	22	93.7 (81.8) [73]	2919 (2493) [2379]	23.6 (11.4) [24]	41.4 (36.2) [40]
Management Science and Technology (UoP)	5	137.4 (59.7) [122]	2102 (1227) [2044]	21.6 (7.1) [23]	41.4 (20.8) [40]
Marketing and Communication (AUEB)	15	48.3 (22.4) [44]	3366 (2905) [1930]	20.8 (8.0) [18]	25.8 (12.1) [27]
Business Administration (UThessaly)	11	98.1 (79.0) [58]	2646 (3075) [996]	19.2 (13.2) [11]	40.0 (42.5) [12]
Business Administration (UoWM)	8	74.6 (46.1) [67.5]	2010 (1695) [1627]	18.5 (9.5) [17.5]	30.4 (26.0) [24]
Management Science and Technology (HMU)	9	106.9 (135.8) [53]	1750 (2064) [1142]	17.7 (12.3) [12]	40.7 (54.2) [16]
Business and Tourism Management (HMU)	13	81.2 (55.8) [61]	1702 (1765) [1303]	16.9 (9.9) [18]	26.6 (23.5) [23]
Management Science and Technology (IHU)	13	73.4 (56.9) [56]	1888 (1417) [1525]	16.5 (6.4) [15]	25.3 (15.2) [25]
Business Administration (UNIPI)	12	53.0 (21.1) [51]	1173 (824) [1028]	15.9 (5.2) [16.5]	23.2 (11.5) [21]
Business Administration (NKUA)	9	69.8 (55.1) [65]	1496 (1758) [913]	15.6 (8.9) [15]	24.2 (22.6) [20]
Business Administration (UPatras)	16	63.4 (40.8) [45.5]	1318 (1128) [1006]	14.8 (8.1) [12.5]	19.9 (15.5) [15]
Business and Organization Administration (UoP)	6	65.3 (56.6) [39]	1356 (1807) [845]	14.3 (12.0) [9.5]	23.7 (30.1) [10.5]
Organisation Management, Marketing and Tourism (IHU)	18	51.1 (30.8) [44]	1025 (1418) [742.5]	13.6 (10.0) [12]	17.3 (19.0) [13.5]
Business Administration (AUEB)	17	40.8 (41.6) [29]	1450 (1274) [1029]	12.7 (7.5) [11]	16.6 (17.0) [11]
Business Administration (UAegean)	14	46.4 (29.8) [44]	835 (988) [464]	12.1 (7.6) [11.5]	15.4 (13.6) [13.5]
Business Administration (IHU)	10	45.1 (30.6) [41]	677 (778) [440.5]	10.7 (6.5) [8.5]	13.9 (16.2) [8.5]
Management Science and Technology (UoWM)	3	56.7 (39.4) [37]	650 (941) [133]	9.0 (6.9) [5]	9.3 (12.7) [3]
All departments in area (Total)	221	70.2 (62.7) [55]	1981 (2276) [1151]	17.4 (10.5) [15]	27.6 (28.6) [19]

*N = academics with a public Google Scholar profile; the 'Total' line pools the area. * = partial roster (RePEc-registered members), excluded from rankings. m = h divided by years since first recorded publication (Eq. 2). Tables 4d-f give the lifetime values; quartiles, minima and maxima of every metric are in the companion workbook.*

5A.3 Academic grade

Table 5a aggregates by grade, as in the 2012 study, adding the dispersion and the i10 and lifetime values. in economics the mean 2012-2025 h of professors is 13.92 against 9.62 for associate and assistant professors; in accounting, finance and banking the mean 2012-2025 h of professors is 10.88 against 9.31 for associate and assistant professors; in business administration, management and marketing the mean 2012-2025 h of professors is 13.35 against 12.55 for associate and assistant professors.

Table 5a. Indicators by academic grade and area, publications 2012-2025 and lifetime (design A, Google Scholar). Cells give mean (SD) [median].

Area	Grade	N	Pubs 2012-25 mean (SD) [median]	Cites 2012-25 mean (SD) [median]	h 2012-25 mean (SD) [median]	i10 2012-25 mean (SD) [median]	h lifetime mean (SD) [median]	i10 lifetime mean (SD) [median]	Cites lifetime mean (SD) [median]
ECON	Associate/Assistant professor	113	34.1 (36.2) [24]	644 (971) [339]	9.6 (6.3) [8]	11.5 (12.8) [8]	10.9 (6.7) [10]	13.8 (14.4) [10]	858 (1208) [431]
ECON	Grade not stated	24	41.2 (28.2) [37.5]	1217 (1995) [736]	13.0 (9.4) [12]	16.5 (14.6) [14.5]	16.5 (10.7) [14]	23.3 (19.7) [18]	1895 (2541) [1039.5]
ECON	Professor	87	58.0 (75.4) [40]	1331 (2429) [620]	14.2 (8.9) [12]	21.9 (27.0) [14]	21.6 (11.0) [19]	38.5 (38.3) [29]	2575 (3273) [1590]
FIN	Associate/Assistant professor	67	29.3 (23.0) [22]	656 (1277) [264]	9.3 (6.4) [8]	10.6 (11.2) [7]	10.7 (6.7) [9]	13.0 (12.8) [9]	869 (1407) [429]
FIN	Lecturer	3	15.3 (2.9) [17]	161 (152) [83]	5.7 (2.1) [5]	4.0 (3.6) [3]	6.0 (2.0) [6]	4.3 (3.5) [4]	173 (146) [114]
FIN	Professor	42	36.9 (30.5) [24]	782 (906) [425.5]	10.9 (6.8) [8]	13.8 (14.8) [8]	15.9 (9.0) [12]	23.6 (21.4) [14.5]	1629 (1658) [890.5]
BUS	Associate/Assistant professor	119	46.7 (49.5) [33]	1012 (1274) [558]	12.6 (8.5) [10]	18.1 (23.4) [10]	14.5 (9.0) [11]	21.4 (24.6) [13]	1356 (1540) [791]
BUS	Lecturer	1	24.0 (–) [24]	160 (–) [160]	7.0 (–) [7]	6.0 (–) [6]	7.0 (–) [7]	6.0 (–) [6]	160 (–) [160]
BUS	Professor	101	46.5 (39.4) [34]	1185 (1246) [819]	13.3 (7.8) [12]	18.3 (16.3) [14]	20.9 (11.0) [19]	35.1 (31.4) [27]	2736 (2743) [1650]
All areas	Associate/Assistant professor	299	38.0 (40.4) [27]	793 (1179) [356]	10.7 (7.4) [9]	13.9 (17.9) [8]	12.3 (7.9) [10]	16.6 (19.2) [10]	1059 (1409) [562]
All areas	Grade not stated	24	41.2 (28.2) [37.5]	1217 (1995) [736]	13.0 (9.4) [12]	16.5 (14.6) [14.5]	16.5 (10.7) [14]	23.3 (19.7) [18]	1895 (2541) [1039.5]
All areas	Lecturer	4	17.5 (4.9) [17]	161 (124) [121.5]	6.0 (1.8) [6]	4.5 (3.1) [4.5]	6.2 (1.7) [6.5]	4.8 (3.0) [5]	170 (119) [137]
All areas	Professor	230	49.1 (55.1) [35]	1167 (1754) [681]	13.2 (8.1) [11]	18.8 (20.9) [13]	20.3 (10.8) [18]	34.3 (33.0) [25.5]	2473 (2823) [1457.5]

Table 5b aggregates the same indicators at university level - the unit of the 2022 funding regulation - over every evaluated member of the university's core departments, and Table 5c gives the full distribution of the member-level metrics by area and nation-wide, so that the departmental means of Table 4 can be read against the quartiles of the individual values.

Table 5b. Indicators by university, over all evaluated members of the university's core economics, finance and business departments, publications 2012-2025 and lifetime (Google Scholar). Cells give mean (SD) [median]; ordered by mean h 2012-2025.

University	Depts	TRS	N	Pubs 2012-25 mean (SD) [median]	Cites 2012-25 mean (SD) [median]	h 2012-25 mean (SD) [median]	i10 2012-25 mean (SD) [median]	h lifetime mean (SD) [median]	i10 lifetime mean (SD) [median]	Cites lifetime mean (SD) [median]
HMU	3	41	29	69.0 (74.4) [47]	1600 (2142) [901]	15.7 (10.4) [12]	27.5 (33.7) [15]	17.5 (11.5) [14]	32.0 (37.2) [19]	1965 (2451) [1087]
UThessaly	3	49	37	67.3 (84.6) [40]	1538 (2376) [655]	15.2 (10.7) [13]	27.4 (35.9) [14]	18.4 (13.2) [14]	35.9 (47.1) [18]	2219 (3299) [972]
HUA	1	7	5	35.8 (26.0) [33]	1128 (724) [1554]	14.8 (8.5) [17]	19.4 (12.6) [18]	20.0 (12.2) [22]	30.8 (23.4) [35]	2210 (1789) [1641]
AUTH	1	29	25	41.9 (33.8) [35]	1671 (3277) [760]	13.9 (8.0) [12]	18.9 (17.8) [14]	19.1 (9.7) [19]	29.1 (20.9) [25]	2751 (3572) [1803]
UoM	3	65	48	47.5 (44.8) [29.5]	1252 (1558) [679.5]	13.8 (9.3) [11]	20.2 (21.9) [11]	18.1 (12.6) [13.5]	31.6 (39.2) [15]	2121 (2727) [1023]
AUA	1	23	20	52.1 (50.3) [40.5]	1082 (1675) [441.5]	13.1 (8.2) [10.5]	17.4 (18.4) [11]	16.2 (9.0) [12]	25.4 (21.7) [18.5]	1563 (1890) [736.5]
Panteion	1	22	18	43.6 (29.8) [40]	1290 (2283) [728.5]	12.9 (9.9) [11]	16.4 (15.5) [13]	15.9 (10.5) [13.5]	22.1 (19.1) [17]	1887 (2799) [972.5]
UoP	4	48	27	49.7 (41.1) [30]	942 (1093) [555]	12.7 (8.0) [11]	17.6 (17.6) [13]	16.0 (9.4) [15]	25.3 (22.1) [19]	1448 (1345) [1257]
DUTH	1	19	10	64.5 (48.0) [60.5]	759 (749) [516]	12.0 (7.8) [10.5]	18.0 (19.7) [10.5]	12.7 (8.6) [10.5]	20.6 (23.0) [10.5]	872 (866) [550.5]
NKUA	2	39	21	42.4 (33.9) [34]	772 (803) [422]	11.6 (6.5) [10]	14.6 (11.6) [10]	13.6 (7.3) [13]	18.9 (16.6) [16]	1050 (1260) [891]
UPatras	3	47	38	34.3 (17.9) [31]	730 (915) [427.5]	11.5 (6.5) [11]	13.2 (10.7) [11]	16.8 (9.5) [13.5]	23.6 (18.5) [17]	1563 (1650) [910]
UoWM	5	42	30	44.0 (38.6) [30]	906 (1165) [398]	11.1 (8.3) [8]	15.4 (19.9) [7.5]	12.7 (8.7) [9]	18.7 (21.7) [9]	1076 (1280) [473.5]
AUEB	6	137	99	34.0 (53.0) [25]	862 (1086) [526]	10.7 (6.5) [9]	12.7 (13.8) [9]	17.4 (10.9) [14]	25.7 (29.6) [17]	2245 (2850) [1079]
UNIPI	3	60	32	34.6 (35.1) [24]	611 (694) [298.5]	10.5 (6.6) [9]	13.9 (13.9) [9]	14.9 (6.5) [14.5]	21.4 (14.7) [17]	1159 (925) [960]
UAegean	1	17	14	32.7 (23.9) [28]	583 (807) [253]	10.3 (6.4) [8]	10.9 (10.5) [6.5]	12.1 (7.6) [11.5]	15.4 (13.6) [13.5]	835 (988) [464]
UoC	1	21	18	25.8 (21.6) [19]	661 (741) [272.5]	10.1 (6.5) [8]	11.6 (11.5) [7.5]	14.3 (8.4) [13]	19.7 (18.1) [16]	1355 (1386) [711]
IHU	5	74	57	37.7 (31.2) [33]	589 (662) [332]	9.7 (5.5) [8]	11.4 (10.9) [8]	13.1 (8.0) [11]	17.9 (16.6) [13]	1186 (1339) [660]
UNIWA	1	18	10	36.8 (30.9) [25.5]	674 (1036) [175.5]	8.9 (7.6) [6.5]	11.9 (18.1) [3.5]	9.9 (8.0) [7.5]	14.1 (19.8) [6]	754 (1089) [303.5]
UoI	2	29	19	26.1 (19.4) [18]	541 (959) [244]	7.7 (5.3) [6]	7.5 (8.3) [5]	8.9 (5.9) [8]	9.4 (9.8) [7]	707 (1003) [339]
All universities	47	787	557	42.6 (46.8) [30]	961 (1489) [461]	11.8 (7.9) [10]	16.0 (19.1) [10]	15.7 (10.1) [13]	24.1 (27.2) [16]	1672 (2258) [880]

Table 5c. Distribution of the member-level metrics (Google Scholar), by area and nation-wide. Within each area block the first panel gives the metrics computed on publications 2012-2025 and the second panel the lifetime values; each panel reports the h-index, the i10-index, the citations and the publications.

Area	Publication window	Metric	N	Mean	SD	Median	Q1	Q3	Min	Max
ECON	Publications 2012-2025	h-index	224	11.8	8.0	10	7	15	1	54
		i10-index	224	16.0	20.2	10.5	5.75	18.25	0	188

Area	Publication window	Metric	N	Mean	SD	Median	Q1	Q3	Min	Max
		Citations	224	972.4	1808.5	454	217.25	985.5	1	16669
		Publications	224	44.2	55.3	30	16.75	51.25	1	501
	Lifetime (all years)	h-index	224	15.7	10.3	13	9	20	1	65
		i10-index	224	24.4	29.1	16	9	31.25	0	255
		Citations	224	1636.2	2487.6	870	365.25	1812.5	1	17574
		Publications	224	67.5	83.8	48	25.75	81	2	853
FIN	Publications 2012-2025	h-index	112	9.8	6.5	8	5	12.25	1	34
		i10-index	112	11.6	12.7	7	4	15.25	0	65
		Citations	112	690.1	1133.4	319.5	120	756	4	9351
		Publications	112	31.8	26.1	21.5	14.75	40.25	3	132
	Lifetime (all years)	h-index	112	12.5	8.0	10	8	16	1	44
		i10-index	112	16.7	17.3	10.5	7	19.25	0	104
		Citations	112	1135.3	1534.2	587.5	310.5	1197.75	5	9351
		Publications	112	45.4	36.5	34	21	56.25	3	206
BUS	Publications 2012-2025	h-index	221	12.9	8.1	11	7	18	0	42
		i10-index	221	18.1	20.4	11	6	24	0	168
		Citations	221	1087.2	1259.8	656	197	1476	0	6405
		Publications	221	46.5	45.0	33	20	57	0	383
	Lifetime (all years)	h-index	221	17.4	10.5	15	9	23	2	62
		i10-index	221	27.6	28.6	19	9	35	0	213
		Citations	221	1981.1	2276.1	1151	418	2787	7	16597
		Publications	221	70.2	62.7	55	31	81	4	454
All areas	Publications 2012-2025	h-index	557	11.8	7.9	10	6	15	0	54
		i10-index	557	16.0	19.1	10	5	19	0	188
		Citations	557	961.2	1489.1	461	185	1092	0	16669
		Publications	557	42.6	46.8	30	17	51	0	501
	Lifetime (all years)	h-index	557	15.7	10.1	13	9	20	1	65
		i10-index	557	24.1	27.2	16	8	32	0	255
		Citations	557	1672.3	2257.9	880	363	2071	1	17574
		Publications	557	64.1	68.8	48	27	79	2	853

Figure 6 shows the full distributions behind Table 5a: the professorial median exceeds the associate/assistant median in every area, but the boxes overlap widely, so grade explains only part of the individual variation.

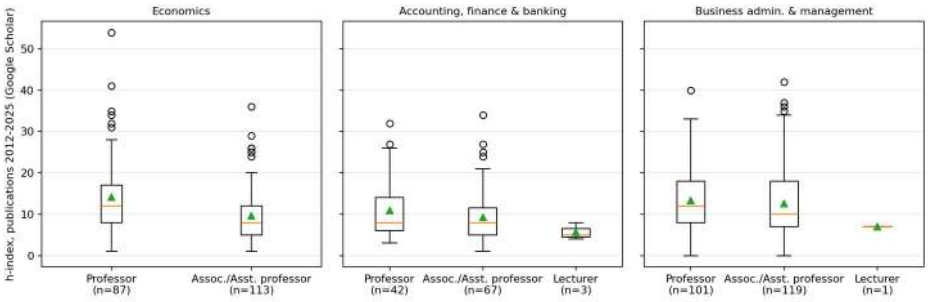

Figure 6. Distribution of the 2012-2025 h-index by academic grade and area (Google Scholar; box = interquartile range, line = median, triangle = mean).

5A.4 Public reporting of scientific activity and the h-index

Table 6 repeats the test of the 2012 study with the 2026 operationalisation. Academics with a public ORCID iD have a higher mean 2012-2025 h than those without in 2 of the 3 areas, and the difference is significant at the 5% level in 0 (none). At department level the difference is significant in 0 of the 30 departments where both groups have at least two members.

Table 6. Mann-Whitney U test of the h-index (2012-2025) between academics with and without a public ORCID iD, by area (design A, Eq. 4).

Area	n with ORCID	n without	Mean h with	Mean h without	U	p-value	α = 0.05
BUS	154	67	13.33	11.88	5625.0	0.2861	ns
ECON	173	51	11.60	12.27	4296.0	0.7770	ns
FIN	89	23	10.21	8.22	1249.5	0.1032	ns

Department-level tests in the companion workbook (sheet 'A Mann-Whitney dept').

Figure 7 compares the two groups under all three sources: the sign of the difference is the same everywhere, and its significance survives the change of source.

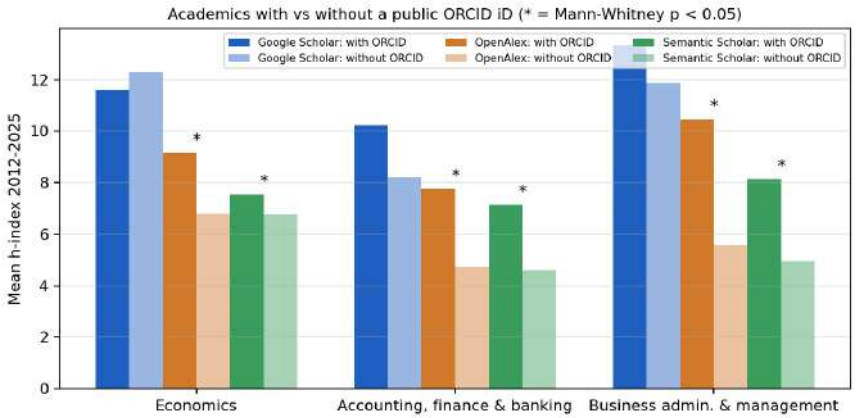

Figure 7. Mean 2012-2025 h-index of academics with and without a public ORCID iD, by area and source (asterisk: Mann-Whitney p < 0.05).

5A.5 Individual ranking of faculty members (extension of design A)

Figure 8 gives the distribution of the individual h-index by area and the concentration of citations: in each area the top tenth of academics holds roughly half of all 2012-2025 citations, which is why the department means of Table 4 are driven by a minority of members.

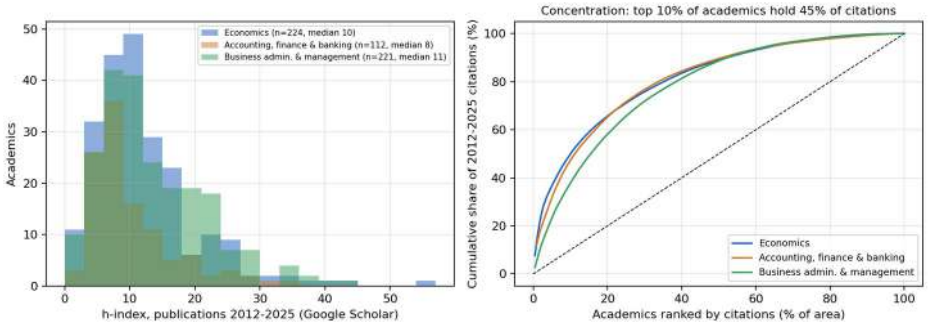

Figure 8. Left: distribution of the 2012-2025 h-index of academics by area (Google Scholar). Right: cumulative share of 2012-2025 citations held by academics ranked by citations within area.

Table 7 lists, for each area, the twenty academics with the highest h-index on their 2012-2025 publications, with their rank within department, within area and nation-wide on h, citations and publications, and the composite rank (Eq. 10). The complete ranking of all matched members, department by department, is given in Section 5E.

Table 7a. Economics: top-20 academics by h-index, publications 2012-2025 (design A). Ranks: dept = within department, univ = within the university's core departments, area = within area, all = nation-wide (all core departments); composite = harmonic mean of the three metric ranks within the area.

Academic	Department (Univ.)	Grade	h	Cites	Pubs	Rank h dept/univ/area/all	Rank cites area	Composite (area)	Lifetime h / i10 / cites	Conf.
Halkos George	Economics (UThessaly)	Professor	54	12237	467	1/1/1/1	2	1.5	65 / 255 / 17060	L
Filis George	Economic and Regional Development (Panteion)	n/s	42	9994	100	1/1/2/2	3	3.4	43 / 67 / 11759	H
Economides Anastasios	Economics (UoM)	Professor	41	8769	191	1/1/3/4	4	3.6	55 / 194 / 13657	H
Malesios Chrysovaladis	Agricultural Economics and Rural Development (AUA)	Assoc.	36	7187	227	1/1/4/7	5	3.8	39 / 89 / 7911	L
Panos Georgios	Economics (AUTH)	Professor	35	16669	167	1/1/5/9	1	2.1	38 / 74 / 17574	H
Koundouri Phoebe	International and European Economic Studies (AUEB)	Professor	34	6188	501	1/2/6/11	6	2.2	56 / 172 / 14605	L
Papadamou Stefanos	Economics (AUTH)	Professor	32	4176	120	2/2/7/16	8	8.8	37 / 82 / 4926	L
Panagiotidis Theodore	Economics (UoM)	Professor	31	3208	94	2/2/8/18	10	10.9	37 / 82 / 5067	H
Dritsaki Melina	Economics (UoWM)	Assoc.	29	2770	140	1/2/9/19	16	11.7	30 / 66 / 3022	H
Gkorezis Panagiotis	Economics (AUTH)	Professor	28	2221	45	3/3/10/22	22	18.8	30 / 40 / 2508	H
Giannakis Elias	Agricultural Economics and Rural Development (AUA)	Asst.	26	3268	80	2/2/11/30	9	12.4	27 / 35 / 3311	H
Polemis Michail	Economics (UNIPI)	Professor	26	2871	151	1/1/11/30	13	9.7	29 / 69 / 3307	L
Tsagris Michail	Economics (UoC)	Assoc.	26	2513	94	1/1/11/30	18	15.3	27 / 46 / 2645	H
Vozikis Athanasios	Economics (UNIPI)	Professor	26	2351	147	1/1/11/30	19	12.3	28 / 52 / 2522	L
Ntritsos Georgios	Economics (UoI)	Asst.	25	4272	73	1/1/15/37	7	12.4	25 / 35 / 4284	H
Degiannakis Stavros	Economic and Regional Development (Panteion)	n/s	25	2843	83	2/2/15/37	14	16.5	33 / 57 / 5656	L
Vlados Charalampos	Economics (DUTH)	Assoc.	25	2049	161	1/1/15/37	24	10.9	27 / 63 / 2208	L
Demestichas Konstantinos	Agricultural Economics and Rural Development (AUA)	Asst.	24	2811	143	3/3/18/44	15	14.1	26 / 55 / 3310	H
Gaganis Chrysovalantis	Economics (UoC)	Professor	24	2215	60	2/2/18/44	23	24.3	35 / 60 / 3975	H
Iatridis Georgios	Economics (UThessaly)	Professor	23	3186	48	2/6/20/49	11	19.1	32 / 46 / 5335	H

Table 7b. Accounting, finance and banking: top-20 academics by h-index, publications 2012-2025 (design A). Ranks: dept = within department, univ = within the university's core departments, area = within area, all = nation-wide (all core departments); composite = harmonic mean of the three metric ranks within the area.

Academic	Department (Univ.)	Grade	h	Cites	Pubs	Rank h dept/univ/area/all	Rank cites area	Composite (area)	Lifetime h / i10 / cites	Conf.
Chatziantoniou Ioannis	Accounting and Finance (HMU)	Assoc.	34	9351	66	1/2/1/11	1	1.4	34 / 49 / 9351	H
Floros Christos	Accounting and Finance (HMU)	Professor	32	4307	132	2/4/2/16	2	1.5	44 / 104 / 7394	H
Dimitropoulos Panagiotis	Accounting and Finance (UoP)	Asst.	27	3022	106	1/2/3/26	4	3.8	34 / 63 / 4599	H
Sariannidis Nikolaos	Accounting and Finance (UoWM)	Professor	27	2878	111	1/3/3/26	6	4.0	29 / 68 / 3446	H
Chalikias Miltiadis	Accounting and Finance (UNIWA)	Professor	26	2986	118	1/1/5/30	5	4.1	27 / 65 / 3226	H
Chatzoudes Dimitrios	Accounting and Finance (IHU)	Asst.	25	3078	78	1/1/6/37	3	4.7	26 / 46 / 4707	M
Kyriazis Nikolaos	Accounting and Finance (UThessaly)	Asst.	24	2261	62	1/5/7/44	8	8.8	24 / 39 / 2303	H
Alexandridis Antonis	Accounting and Finance (UoM)	Asst.	21	2480	122	1/12/8/71	7	3.9	26 / 53 / 3560	L
Dritsaki Chaido	Accounting and Information Systems (IHU)	Professor	21	1673	70	1/3/8/71	12	9.0	26 / 44 / 2481	H
TSOUKNIDIS DIMITRIS	Accounting and Finance (AUEB)	Assoc.	19	1477	49	1/9/10/85	13	13.6	19 / 23 / 1482	H
Nerantzidis Michail	Accounting and Finance (UThessaly)	Assoc.	19	1169	47	2/11/10/85	18	15.2	19 / 30 / 1195	H
Dimitriou Dimitrios	Accounting and Finance (UNIWA)	Asst.	18	2169	53	2/2/12/92	9	12.1	19 / 28 / 2238	H
Fassas Athanasios	Accounting and Finance (UThessaly)	Professor	18	1224	43	3/12/12/92	15	15.8	19 / 26 / 1301	H
Drakos Konstantinos	Accounting and Finance (AUEB)	Professor	18	1193	60	2/12/12/92	17	14.7	29 / 62 / 4146	H
Koutoupis Andreas	Accounting and Finance (UThessaly)	Professor	18	1146	89	3/12/12/92	19	9.9	18 / 34 / 1306	L
Tsekrekos Andrianos	Accounting and Finance (AUEB)	Professor	17	1476	51	3/15/16/110	14	16.3	22 / 27 / 1858	H
Anagnostopoulou Seraina	Banking and Financial Management (UNIPI)	Professor	17	1216	38	1/5/16/110	16	19.1	18 / 21 / 1467	H
Skiadopoulos George	Banking and Financial Management (UNIPI)	Professor	16	1703	40	2/7/18/126	11	16.6	28 / 37 / 3744	H
Paliokas Ioannis	Accounting and Finance (IHU)	Asst.	16	1070	63	2/9/18/126	22	16.3	17 / 29 / 1206	M
KARATZIMAS SOTIRIOS	Accounting and Finance (AUEB)	Asst.	15	980	41	4/20/20/139	23	23.2	16 / 19 / 1040	H

Table 7c. Business administration, management and marketing: top-20 academics by h-index, publications 2012-2025 (design A). Ranks: dept = within department, univ = within the university's core departments, area = within area, all = nation-wide (all core departments); composite = harmonic mean of the three metric ranks within the area.

Academic	Department (Univ.)	Grade	h	Cites	Pubs	Rank h dept/univ/area/all	Rank cites area	Composite (area)	Lifetime h / i10 / cites	Conf.
Mastorakis George	Management Science and Technology (HMU)	Assoc.	42	6405	383	1/1/1/2	1	1.0	43 / 176 / 6680	H
Spinellis Diomidis	Management Science and Technology (AUEB)	Professor	40	5779	191	1/1/2/5	4	3.0	62 / 213 / 16597	H
Psomas Evangelos	Business Administration of Food and Agricultural Enterprises (UPatras)	Assoc.	37	5028	65	1/1/3/6	5	5.4	42 / 65 / 7605	H
Belias Dimitris	Business Administration (UThessaly)	Asst.	36	6302	243	1/2/4/7	2	2.4	36 / 120 / 6313	H
Livieris Ioannis	Business and Organization Administration (UoP)	Assoc.	35	4711	107	1/1/5/9	6	7.2	36 / 80 / 4857	H
Menegaki Angeliki	Business and Tourism Management (HMU)	Assoc.	34	4244	124	1/2/6/11	8	7.8	38 / 76 / 6373	L
Kalogiannidis Stavros	Business Administration (UoWM)	Asst.	34	4155	166	1/1/6/11	9	7.1	34 / 86 / 4162	H
Anthopoulos Leonidas	Business Administration (UThessaly)	Professor	33	6228	140	2/3/8/15	3	5.4	37 / 81 / 7570	H
Koustelios Athanasios	Business Administration (UThessaly)	Professor	29	4091	112	3/4/9/19	11	11.2	40 / 92 / 7541	H
Kafetzopoulos Dimitrios	Business Administration (UoM)	Assoc.	29	3841	68	1/3/9/19	12	13.8	34 / 51 / 4963	H
Tsiotsou Rodoula	Business Administration (UoM)	Professor	28	2999	77	2/4/11/22	18	16.8	42 / 67 / 7312	H
Tarabanis Konstantinos	Business Administration (UoM)	Professor	28	2927	154	2/4/11/22	19	11.8	48 / 177 / 9675	H
Garefalakis Alexandros	Business and Tourism Management (HMU)	Assoc.	28	2793	198	2/5/11/22	22	6.4	29 / 68 / 2944	H

Academic	Department (Univ.)	Grade	h	Cites	Pubs	Rank h dept/univ/area/all	Rank cites area	Composite (area)	Lifetime h / i10 / cites	Conf.
Anagnostopoulos Theodoros	Business Administration (UAegean)	Asst.	27	3115	99	1/1/14/26	17	16.9	29 / 46 / 3446	H
Samitas Aristeidis	Business Administration (NKUA)	Professor	27	2766	69	1/1/14/26	23	21.4	32 / 67 / 4917	H
Vassiliadis Christos	Business Administration (UoM)	Professor	26	3301	82	4/6/16/30	15	18.2	30 / 55 / 3906	L
Gotzamani Aikaterini	Business Administration (UoM)	Professor	26	3123	63	4/6/16/30	16	20.7	36 / 59 / 5956	H
Papadimitriou Dimitra	Business Administration (UPatras)	Professor	25	2758	48	1/2/18/37	24	26.8	34 / 50 / 4462	H
Katou Anastasia	Business Administration (UoM)	Professor	25	2277	46	6/8/18/37	32	29.7	33 / 46 / 5162	H
Konstantaras Ioannis	Business Administration (UoM)	Assoc.	25	2119	54	6/8/18/37	34	29.4	33 / 52 / 3763	H

Conf. = match confidence (H/M/L). Ties share the minimum rank.

5A.6 Field-specific cross-check: RePEc/IDEAS, July 2026

Because design A is author-level, the RePEc/IDEAS author and institution rankings are its natural field-specific counterpart (Tables 8-9). The institutional ranking places AUEB first and the University of Piraeus second; among departments ranked separately the University of Macedonia, the University of Crete, Panteion's Economic and Regional Development, Aristotle's and Thessaly's economics departments follow, and the Hellenic Mediterranean University's Department of Accounting and Finance appears prominently (9th all-years, 4th on the last ten years). Table 9 lists the roster members who appear in the author ranking, following the same name-based workflow as Section 5D. RePEc covers registered authors only and is restricted to economics and finance, so it complements rather than replaces the roster-based designs.

Table 8. Top institutions in Greece, all authors and all publication years (IDEAS/RePEc, July 2026). '-' = sub-entity of a ranked parent.

Rank	World rank	Institution / department	Score	Authors	Author shares
1	1	Athens University of Economics and Business (AUEB) [whole institution]	1	100	92.56
2	2	University of Piraeus [whole institution]	2.16	79	70.5
3	3	Bank of Greece	2.78	59	50.32
-	-	AUEB -> Department of Economics	3.74	29	25.27
-	-	AUEB -> Department of International and European Economic Studies	4.09	23	20.76
4	4	University of Macedonia -> Department of Economics	4.16	27	26.39
5	5	University of Crete -> Department of Economics	5.69	25	23.75
6	6	Panteion University -> Department of Economic and Regional Development	5.93	25	25
-	-	University of Piraeus -> Department of Economics	6.48	37	32.9
-	-	University of Piraeus -> Department of Banking and Financial Management	6.86	24	20.2
7	8	Aristotle University of Thessaloniki -> Department of Economics	7.26	26	25.19
8	7	University of Thessaly -> Department of Economics	7.62	22	21.5
-	-	AUEB -> Department of Accounting and Finance	7.95	21	19.84
9	9	Hellenic Mediterranean University -> Department of Accounting and Finance	9.98	9	9
10	10	National and Kapodistrian University of Athens -> Department of Economics	10.17	27	26.5
11	11	University of Patras -> Department of Economics	10.3	22	19.52
12	12	Democritus University of Thrace -> Department of Economics	11.49	24	22.67
13	13	University of Ioannina -> Department of Economics	11.61	20	18.9
14	14	Agricultural University of Athens -> Department of Agricultural Economics and Rural Development	12.83	13	11.51
15	15	University of the Peloponnese -> Department of Economics	14.55	14	14
-	-	AUEB -> Department of Business Administration	15.95	6	5.5

Rank	World rank	Institution / department	Score	Authors	Author shares
16	16	Centre for Planning and Economic Research (KEPE)	17.91	17	14.98
17	17	Harokopio University of Athens -> Department of Economics and Sustainable Development	18.92	5	4.5
18	19	CEDEFOP (Thessaloniki)	19.97	5	3.31
19	18	University of West Attica -> School of Administrative, Economics and Social Sciences	20.65	8	7.8
20	23	National and Kapodistrian University of Athens -> Department of Business Administration	21.28	3	2.5
21	20	University of Thessaly -> Department of Accounting and Finance	21.38	3	3

Table 9. Faculty members of the core departments who appear in the IDEAS/RePEc ranking of Greek-affiliated economists (July 2026; top 165 registered authors): rank and score over all publication years (left, 98 members) and over the last ten years (right, 98 members). Members matched on surname and given name; non-roster authors (other institutions, retired or non-academic economists) are not listed.

Rank (all years)	Member	Department (Univ.)	Score	Rank (last 10 y)	Member	Department (Univ.)	Score
3	George E. Halkos	Economics (UThessaly)	4.25	1	Ioannis Chatziantoniou	Accounting and Finance (HMU)	2.38
4	George Filis	Economic and Regional Development (Panteion)	4.91	2	George E. Halkos	Economics (UThessaly)	3.48
5	Ioannis Chatziantoniou	Accounting and Finance (HMU)	5.24	3	George Filis	Economic and Regional Development (Panteion)	3.6
7	Theodore Panagiotidis	Economics (UoM)	7.91	5	Stavros Degiannakis	Economic and Regional Development (Panteion)	6.6
8	Plutarchos Sakellaris	Economics (AUEB)	8.89	6	Stephanos T. Papadamou	Economics (AUTH)	6.89
10	Phoebe Koundouri	International and European Economic Studies (AUEB)	9.71	7	Theodore Panagiotidis	Economics (UoM)	7.17
12	Elias Tzavalis	Economics (AUEB)	10.57	8	Michael L. Polemis	Economics (UNIPI)	7.34
13	Stavros Degiannakis	Economic and Regional Development (Panteion)	11.2	11	Panayiotis G. Tzeremes	Accounting and Finance (UThessaly)	9.94
15	Georgios P. Kouretas	Business Administration (AUEB)	16.08	12	Vasilios Plakandaras	Economics (DUTH)	15.72
16	Vasia Panousi	International and European Economic Studies (AUEB)	17.76	13	Phoebe Koundouri	International and European Economic Studies (AUEB)	17.56
17	Stephanos T. Papadamou	Economics (AUTH)	20.79	14	Georgios P. Kouretas	Business Administration (AUEB)	18.97
18	Christos Floros	Accounting and Finance (HMU)	20.96	15	Anastasia Litina	Economics (UoM)	20.26
19	Stilianos (Steve) Fountas	Economics (UoM)	21.39	18	George Economides	International and European Economic Studies (AUEB)	22.52
20	Michael L. Polemis	Economics (UNIPI)	22.15	19	Christos Floros	Accounting and Finance (HMU)	23.91
21	Dimitris Christopoulos	International and European Economic Studies (AUEB)	23.81	23	Dimitris Anastasiou	Business Administration (AUEB)	31.34
22	Angelos Kanas	Economics (UNIPI)	24.35	24	Christos Kollias	Economics (UThessaly)	32.07
23	Konstantinos Drakos	Accounting and Finance (AUEB)	24.36	25	Konstantinos Drakos	Accounting and Finance (AUEB)	33.44
24	Anastasia Litina	Economics (UoM)	24.62	26	Ioannis Kospentaris	Economics (AUEB)	33.76
26	Christos Kollias	Economics (UThessaly)	27.5	28	Spyros Papathanasiou	Economics (NKUA)	34.95
28	Daphne Nicolitsas	Economics (AUEB)	27.96	29	Giannis Karagiannis	Economics (UoM)	35.19
29	George Economides	International and European Economic Studies (AUEB)	28.76	30	Athanasios Fassas	Accounting and Finance (UThessaly)	35.68
30	Pantelis Kalaitzidakis	Economics (UoC)	30.18	31	Chrysovalantis Gaganis	Economics (UoC)	35.72
31	George Hondroyiannis	Economics and Sustainable Development (HUA)	31.66	32	Plutarchos Sakellaris	Economics (AUEB)	35.77
32	Giannis Karagiannis	Economics (UoM)	32.22	33	Andreas Drichoutis	Agricultural Economics and Rural Development (AUA)	36.34
33	Nikolaos Vettas	Economics (AUEB)	33.53	35	Chrysovalantis Malesios	Agricultural Economics and Rural Development (AUA)	38.08
34	Athanasios Tagkalakis	Economics (UPatras)	35.06	36	Konstantinos E. Kounetas	Economics (UPatras)	38.7
35	Dimitrios D. Thomakos	Business Administration (NKUA)	36.13	37	Dimitris Tsouknidis	Accounting and Finance (AUEB)	39.39
36	Panos Tsakloglou	International and European Economic Studies (AUEB)	38.71	39	Charis Vlados	Economics (DUTH)	40.2
38	Vangelis Tzouvelekas	Economics (UoC)	40.21	40	Dimitrios D. Thomakos	Business Administration (NKUA)	40.78
40	Sarantis Kalyvitis	International and European Economic Studies (AUEB)	42.92	41	Kyriakos Drivas	Economics (UNIPI)	40.85
41	Andreas Drichoutis	Agricultural Economics and Rural Development (AUA)	43.35	43	Andrianos E. Tsekrekos	Accounting and Finance (AUEB)	43.81
43	Thomas Moutos	International and European Economic Studies (AUEB)	45.16	48	Elias Tzavalis	Economics (AUEB)	48.29
45	Georgios A. Panos	Economics (AUTH)	45.92	49	Theodore Metaxas	Economics (UThessaly)	48.3
46	Spyros Spyrou	Accounting and Finance (AUEB)	49.86	51	Michael Chletsos	Economics (UNIPI)	53.18

Rank (all years)	Member	Department (Univ.)	Score	Rank (last 10 y)	Member	Department (Univ.)	Score
47	Christodoulos Stefanadis	Banking and Financial Management (UNIPI)	51.57	52	Dimitrios I. Dimitriou	Economics (DUTH)	54.09
49	Eftichios Sartzetakis	Economics (UoM)	52.21	54	Antonis Adam	Economics (UoI)	54.89
52	Anthony N. Rezitis	Agricultural Economics and Rural Development (AUA)	53.21	55	Konstantinos N. Konstantakis	Economics (UNIPI)	55.61
54	Panayiotis G. Tzeremes	Accounting and Finance (UThessaly)	54.57	56	Spyros Spyrou	Accounting and Finance (AUEB)	56.63
56	Georgios Fotopoulos	Economics (UoP)	55.82	57	Eleftherios Spyromitros	Economics (DUTH)	57.32
57	Chrysovalantis Gaganis	Economics (UoC)	56.85	58	Eftichios Sartzetakis	Economics (UoM)	59.53
60	Antonis Adam	Economics (UoI)	58.9	60	Nikolas Topaloglou	International and European Economic Studies (AUEB)	61.54
61	Manolis Kavussanos	Accounting and Finance (AUEB)	58.93	61	Maria-Eleni Agoraki	Accounting and Finance (UoP)	61.73
62	Theodore Metaxas	Economics (UThessaly)	59.11	63	George Skiadopoulos	Banking and Financial Management (UNIPI)	63.53
63	Dimitrios Malliaropulos	Banking and Financial Management (UNIPI)	59.35	65	Nikos Chatzistamoulou	Economics (UPatras)	65.49
66	Gregorios Siourounis	Economic and Regional Development (Panteion)	64.78	67	Ioannis Laliotis	Economics (UPatras)	66.53
69	Vanghelis Vassilatos	Economics (AUEB)	67.68	68	Georgios Fotopoulos	Economics (UoP)	66.85
70	George Skiadopoulos	Banking and Financial Management (UNIPI)	70.75	69	Fabio Antoniou	Economics (AUEB)	67.47
71	Dimitrios I. Dimitriou	Economics (DUTH)	70.97	70	Kostas Tsekouras	Economics (UPatras)	69.3
73	Vasilios Plakandaras	Economics (DUTH)	72.23	71	Theophilos Papadimitriou	Economics (DUTH)	69.33
75	Chrysovalantou Milliou	International and European Economic Studies (AUEB)	74.24	72	George Apostolakis	Economics (UoC)	71.57
77	Georgios Skoulakis	Banking and Financial Management (UNIPI)	76.57	73	Georgios Bampinas	Economics (UoM)	71.71
78	Andrianos E. Tsekrekos	Accounting and Finance (AUEB)	77.28	74	Nikolaos Mylonidis	Economics (UoI)	71.97
79	Christos Staikouras	Accounting and Finance (AUEB)	77.94	75	Vassilis Sarantides	Economics (AUEB)	72.11
80	Pantelis Kammas	International and European Economic Studies (AUEB)	78.4	76	Petros Varthalitis	Economics (AUEB)	72.71
81	Vassilis Tselios	Economic and Regional Development (Panteion)	78.41	78	Panagiotis Tziogkidis	Accounting and Finance (UoM)	73.35
82	Nikolaos Mylonidis	Economics (UoI)	79.2	79	Athanasios Sakkas	Accounting and Finance (AUEB)	76.28
83	Chrysovalantis Malesios	Agricultural Economics and Rural Development (AUA)	79.48	81	Dimitrios Malliaropulos	Banking and Financial Management (UNIPI)	77.64
85	Theologos Pantelidis	Economics (UoM)	81.43	83	Eugenia Vella	International and European Economic Studies (AUEB)	79.31
88	Constantinos Katrakilidis	Economics (AUTH)	86.77	84	Ioannis Giotopoulos	Economics (UoP)	80.71
89	Maria Psillaki	Economics (UNIPI)	88.08	88	Seraina C. Anagnostopoulou	Banking and Financial Management (UNIPI)	83.72
91	Kostas Tsekouras	Economics (UPatras)	90.45	91	Athanasios Tagkalakis	Economics (UPatras)	87.54
93	Maria-Eleni Agoraki	Accounting and Finance (UoP)	92.72	93	Christos Staikouras	Accounting and Finance (AUEB)	88.06
96	Nikolas Topaloglou	International and European Economic Studies (AUEB)	96.52	96	Ioannis Kostakis	Economics and Sustainable Development (HUA)	91.11
101	Konstantinos E. Kounetas	Economics (UPatras)	100.49	97	Dimitris Christopoulos	International and European Economic Studies (AUEB)	93.46
102	Catherine Kyrtsou	Economics (UoM)	101.17	98	Stilianos (Steve) Fountas	Economics (UoM)	93.69
103	Angelos A. Antzoulatos	Banking and Financial Management (UNIPI)	101.36	102	Pantelis Kammas	International and European Economic Studies (AUEB)	98.16
104	Margarita Katsimi	International and European Economic Studies (AUEB)	101.49	106	Vanghelis Vassilatos	Economics (AUEB)	100.85
105	Kyriakos Drivas	Economics (UNIPI)	101.89	107	Evangelos Vasileiou	Accounting and Finance (HMU)	101.76
107	Timotheos Angelidis	Economics (UoP)	102.39	109	Nikolaos Giannellis	Economics (UoC)	103.45
108	Theophilos Papadimitriou	Economics (DUTH)	102.45	110	Anthony N. Rezitis	Agricultural Economics and Rural Development (AUA)	104.13
110	Panagiotis Konstantinou	International and European Economic Studies (AUEB)	104.68	112	Angelos Kanas	Economics (UNIPI)	108.51
112	Dimitris Anastasiou	Business Administration (AUEB)	105.62	113	George Hondroyiannis	Economics and Sustainable Development (HUA)	108.89
116	Eugenia Vella	International and European Economic Studies (AUEB)	110.92	114	Panagiotis Pegkas	Economics and Sustainable Development (HUA)	109.93
117	Christos Constantatos	Economics (UoM)	111.05	115	Christos Kallandranis	Accounting and Finance (UNIWA)	110.4
119	Panagiotis G. Liargovas	Management Science and Technology (UoP)	113.1	117	Ioannis G. Dokas	Economics (DUTH)	111.16
123	Nicholas A. Giannakopoulos	Economics (UPatras)	116.84	118	Evangelos V. Dioikitopoulos	Economics (AUEB)	111.39
124	Kyriaki Kosmidou	Economics (AUTH)	118.06	121	Panagiotis Asimakopoulos	Banking and Financial Management (UNIPI)	112.76
125	Vassilis Sarantides	Economics (AUEB)	118.85	124	Panagiotis Konstantinou	International and European Economic Studies (AUEB)	113.84
127	Georgios Bampinas	Economics (UoM)	119.2	125	Sotiris Papaioannou	Economics (UPatras)	113.92

Rank (all years)	Member	Department (Univ.)	Score	Rank (last 10 y)	Member	Department (Univ.)	Score
128	Evangelia Desli	Economics (AUTH)	119.87	126	Yiannis Dendramis	Economics (AUEB)	116.43
129	Antonis Demos	International and European Economic Studies (AUEB)	120.04	127	Constantina Kottaridi	Economics (UNIPI)	118.25
132	Nikos Benos	Economics (UoI)	122.66	128	Thomas A. Alexopoulos	Economics (UoP)	118.3
134	Konstantinos N. Konstantakis	Economics (UNIPI)	125	130	Vasiliki Skintzi	Economics (UoP)	121.02
135	Dimitris Georgoutsos	Accounting and Finance (AUEB)	126.33	133	Panagiotis D. Zervopoulos	Economic and Regional Development (Panteion)	123.99
136	Eleftherios Spyromitros	Economics (DUTH)	126.76	135	Nicholas A. Giannakopoulos	Economics (UPatras)	125.13
137	Dimitris Tsouknidis	Accounting and Finance (AUEB)	127.48	138	Nikos Tsakiris	Economics (UoI)	127.21
139	Fabio Antoniou	Economics (AUEB)	130.21	140	Georgios A. Panos	Economics (AUTH)	130.52
140	Michael Chletsos	Economics (UNIPI)	130.62	142	George N. Leledakis	Accounting and Finance (AUEB)	131.05
143	Ioannis A. Venetis	Economics (UPatras)	134.38	144	Chrysovalantou Milliou	International and European Economic Studies (AUEB)	131.75
146	Margarita Genius	Economics (UoC)	135.69	145	Vangelis Tzouvelekas	Economics (UoC)	132.29
147	Charoula Daskalaki	Economics (UoC)	136.41	149	Efstathios Magerakis	Economics (UPatras)	132.89
149	Ioannis Kospentaris	Economics (AUEB)	138.64	150	Theodoros Bratis	Business Administration (AUEB)	133.21
152	Athanasios Fassas	Accounting and Finance (UThessaly)	140.97	152	Dimitrios Zormpas	Economics (UoM)	134.16
156	Spyros Papathanasiou	Economics (NKUA)	144.06	156	Panagiotis Skartados	Economics (UoC)	139.21
157	George Apostolakis	Economics (UoC)	144.57	157	Achilleas Vassilopoulos	Agricultural Economics and Rural Development (AUA)	139.61
158	Charis Vlados	Economics (DUTH)	145.91	161	Constantinos Katrakilidis	Economics (AUTH)	141
160	Spyros P. Skouras	International and European Economic Studies (AUEB)	149.51	162	Ioannis N. Pinopoulos	Business Administration (AUEB)	141.45
161	Emmanouil Trachanas	Economics (AUTH)	149.73	164	Pantelis Kostis	Economics (NKUA)	143.41

Source: https://ideas.repec.org/top/top.greece.html (institutions and authors), fetched 22 August 2026; scores are harmonic means of ranks across RePEc criteria (lower is better).

5B. Koukoutsidis (2022) ranking methodology

5B.1 Reproduced baseline: Scopus publications 2017-2021

Table 10 reproduces the 2022 results for the core departments with both rankings of the original study. Among economics departments citations per TRS member ranged from 1.6 (Western Macedonia, International and European Economic Studies) to 128.6 (Thessaly); in accounting and finance from 2.8 (Ioannina) to 164.5 (Piraeus, Banking and Financial Management); in business and management from 7.3 (International Hellenic, Business Administration) to 165.2 (Hellenic Mediterranean, Management Science and Technology). Citations per paper re-ordered the top groups, and small departments dominated the per-member ranking.

Table 10. Core departments, Scopus publications 2017-2021 (reproduced from Koukoutsidis, 2022, Appendix B; ranks recomputed within area by citations per TRS member).

Area	Rank	Univ.	Department	TRS	Papers	Citations	Papers/ TRS	Cit./TRS	Cit./paper
ECON	1	UThessaly	Economics	22	284	2829	12.91	128.59	9.96
ECON	2	AUA	Regional and Economic Development	5	38	520	7.60	104.00	13.68
ECON	3	UPatras	Economics	17	86	1577	5.06	92.76	18.34
ECON	4	UoWM	Economics	9	116	673	12.89	74.78	5.80
ECON	5	UoM	Economics	19	150	1392	7.89	73.26	9.28
ECON	6	AUA	Agricultural Economics and Development	19	171	1377	9.00	72.47	8.05
ECON	7	UoC	Economics	25	153	1541	6.12	61.64	10.07
ECON	8	Panteion	Economic and Regional Development	20	136	1129	6.80	56.45	8.30
ECON	9	UNIPI	Economics	21	164	1081	7.81	51.48	6.59
ECON	10	NKUA	Economics	35	241	1699	6.89	48.54	7.05
ECON	11	UoP	Economics	11	72	490	6.55	44.55	6.81
ECON	12	AUTH	School of Economics	28	160	1125	5.71	40.18	7.03
ECON	13	UoI	Economics	19	107	740	5.63	38.95	6.92
ECON	14	HUA	Economics and Sustainable Development	15	85	502	5.67	33.47	5.91
ECON	15	DUTH	Economics Sciences	19	95	586	5.00	30.84	6.17
ECON	16	AUEB	International and European Economic Studies	25	120	723	4.80	28.92	6.03
ECON	17	AUEB	Economics	18	86	348	4.78	19.33	4.05
ECON	18	IHU	Economic Sciences	10	54	135	5.40	13.50	2.50

Area	Rank	Univ.	Department	TRS	Papers	Citations	Papers/ TRS	Cit./TRS	Cit./paper
ECON	19	UoWM	International and European Economic Studies	5	8	8	1.60	1.60	1.00
FIN	1	UNIPI	Banking and Financial Management	15	192	2468	12.80	164.53	12.85
FIN	2	AUEB	Accounting and Finance	24	213	3477	8.88	144.88	16.32
FIN	3	HMU	Accounting and Finance	11	87	906	7.91	82.36	10.41
FIN	4	UThessaly	Accounting and Finance	11	86	733	7.82	66.64	8.52
FIN	5	UoP	Accounting and Finance	11	60	372	5.45	33.82	6.20
FIN	6	UNIWA	Accounting and Finance	19	64	578	3.37	30.42	9.03
FIN	7	UoM	Accounting and Finance	17	51	492	3.00	28.94	9.65
FIN	8	UoWM	Accounting and Finance	10	52	250	5.20	25.00	4.81
FIN	9	IHU	Accounting and Finance	13	71	134	5.46	10.31	1.89
FIN	10	IHU	Accounting and Information Systems	12	12	37	1.00	3.08	3.08
FIN	11	UoI	Accounting and Finance	17	28	48	1.65	2.82	1.71
BUS	1	HMU	Management Science and Technology	9	188	1487	20.89	165.22	7.91
BUS	2	AUEB	Management Science and Technology	22	187	2383	8.50	108.32	12.74
BUS	3	AUEB	Marketing and Communication	17	103	1586	6.06	93.29	15.40
BUS	4	UNIPI	Business Administration	26	161	2271	6.19	87.35	14.11
BUS	5	UoM	Business Administration	25	274	2182	10.96	87.28	7.96
BUS	6	UPatras	Business Administration of Food and Agricultural Enterprises	11	81	922	7.36	83.82	11.38
BUS	7	UoP	Management Science and Technology	8	104	553	13.00	69.12	5.32
BUS	8	UThessaly	Business Administration	15	150	747	10.00	49.80	4.98
BUS	9	UoWM	Business Administration	7	49	331	7.00	47.29	6.76
BUS	10	AUEB	Business Administration	26	138	1034	5.31	39.77	7.49
BUS	11	UPatras	Business Administration	18	111	712	6.17	39.56	6.41
BUS	12	UAegean	Business Administration	23	117	862	5.09	37.48	7.37
BUS	13	IHU	Management Science and Technology	17	111	495	6.53	29.12	4.46
BUS	14	UoWM	Management Science and Technology	7	38	175	5.43	25.00	4.61
BUS	15	UNIWA	Business Administration	40	224	914	5.60	22.85	4.08
BUS	16	HMU	Business Administration	10	46	216	4.60	21.60	4.70
BUS	17	NKUA	Business Administration	9	46	178	5.11	19.78	3.87
BUS	18	IHU	Organisation Management, Marketing and Tourism	20	35	322	1.75	16.10	9.20
BUS	19	UPatras	Management Science and Technology	18	51	241	2.83	13.39	4.73
BUS	20	UoP	Business and Organization Administration	18	33	140	1.83	7.78	4.24
BUS	21	IHU	Business Administration	15	36	110	2.40	7.33	3.06

Figure 9 relates the 2017-2021 Scopus values of the core departments to their 2012-2025 Google Scholar values computed here, for both indicators of design B.

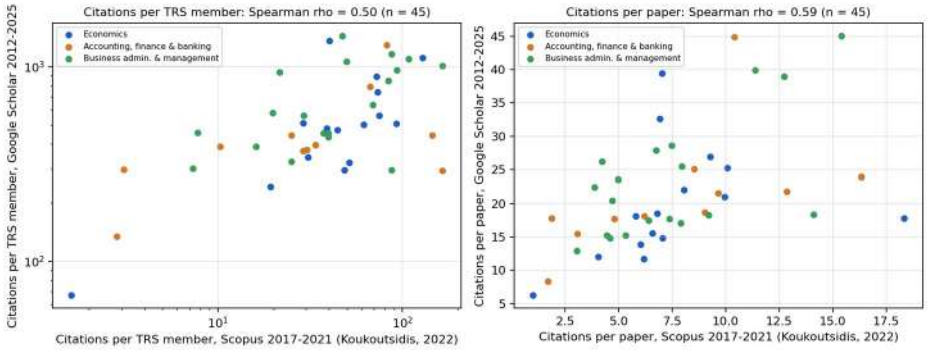

Figure 9. Core departments: citations per TRS member (left, log scales) and per paper (right) under Scopus 2017-2021 (Koukoutsidis, 2022) and under Google Scholar 2012-2025 (this study).

5B.2 Departments, publications 2012-2025

Economics: 319 TRS members in 17 departments produced 9221 unique 2012-2025 documents with 203160 citations. Citations per TRS member range from 66.9 (International and European Economic Studies, UoWM) to 1361.1 (Economics, AUTH) and citations per paper from 6.2 (International and European Economic Studies, UoWM) to 39.5 (Economics, AUTH). The top three departments by citations per member are Economics (AUTH, 1361.1), Economics (UThessaly, 1112.9), Agricultural Economics

and Rural Development (AUA, 890.4); by citations per paper Economics (AUTH, 39.5), Economics (UoI, 32.7), Economics (UoM, 26.9) (Figure 10). 95 members (30%) have no public profile and count in the denominator.

Table 11a. Economics: Google Scholar documents 2012-2025 per department (design B). Ordered by citations per TRS member; ranks within area.

Department (Univ.)	TRS	No profile	Papers	Citations	Papers/ TRS	Cit./TRS	Cit./paper	Rank cit/TRS (area)	Rank cit/paper (area)	Rank in univ. (cit/TRS)
Economics (AUTH)	29	4	1000	39473	34.48	1361.14	39.47	1	1	1
Economics (UThessaly)	23	7	1217	25596	52.91	1112.87	21.03	2	6	1
Economic and Regional Development (Panteion)*	22	4	694	19691	31.55	895.05	28.37			
Agricultural Economics and Rural Development (AUA)	23	3	929	20479	40.39	890.39	22.04	3	5	1
Economics (UoM)	21	8	579	15597	27.57	742.71	26.94	4	3	2
Economics and Sustainable Development (HUA)*	7	2	162	5037	23.14	719.57	31.09			
Economics (UoWM)	10	2	310	5613	31.00	561.30	18.11	5	8	2
International and European Economic Studies (AUEB)	24	9	885	12302	36.88	512.58	13.90	6	12	3
Economics (UPatras)	18	1	515	9183	28.61	510.17	17.83	7	9	2
Economics (UoC)	21	3	418	10550	19.90	502.38	25.24	8	4	1
Economics (UoI)	17	8	251	8197	14.76	482.18	32.66	9	2	1
Economics (UoP)	11	1	280	5182	25.45	471.09	18.51	10	7	2
Economics (DUTH)	19	9	555	6491	29.21	341.63	11.70	11	14	1
Economics (UNIPI)	24	15	496	7715	20.67	321.46	15.55	12	10	1
Economics (NKUA)	23	11	453	6738	19.70	292.96	14.87	13	11	2
Economics (AUEB)	20	4	402	4848	20.10	242.40	12.06	14	13	6
International and European Economic Studies (UoWM)	7	4	75	468	10.71	66.86	6.24	15	15	5

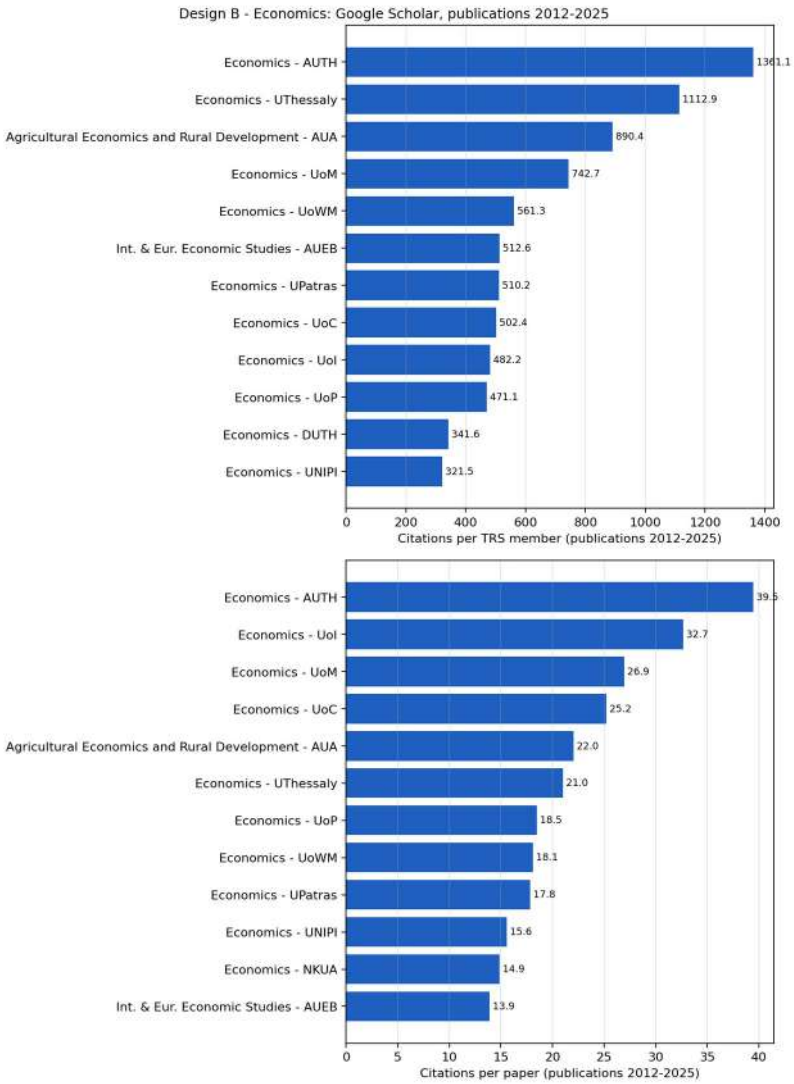

Figure 10. Economics: citations per TRS member (top) and citations per paper (bottom), Google Scholar documents 2012-2025, design B.

Accounting, finance and banking: 160 TRS members in 11 departments produced 3292 unique 2012-2025 documents with 73393 citations. Citations per TRS member range from 134.5 (Accounting and Finance, UoI) to 1293.9 (Accounting and Finance, HMU) and citations per paper from 8.4 (Accounting and Finance, UoI) to 44.9 (Accounting and Finance, HMU). The top three departments by citations per member are Accounting and Finance (HMU, 1293.9), Accounting and Finance (UThessaly, 790.5), Accounting and Finance (UoWM, 443.6); by citations per paper Accounting and Finance (HMU, 44.9), Accounting and Finance (UThessaly, 25.1), Accounting and Finance (AUEB, 24.0) (Figure 11). 48 members (30%) have no public profile and count in the denominator.

Table 11b. Accounting, finance and banking: Google Scholar documents 2012-2025 per department (design B). Ordered by citations per TRS member; ranks within area.

Department (Univ.)	TRS	No profile	Papers	Citations	Papers/ TRS	Cit./TRS	Cit./paper	Rank cit/TRS (area)	Rank cit/paper (area)	Rank in univ. (cit/TRS)
Accounting and Finance (HMU)	12	5	346	15527	28.83	1293.92	44.88	1	1	1
Accounting and Finance (UThessaly)	11	1	346	8695	31.45	790.45	25.13	2	2	3
Accounting and Finance (UoWM)	12	4	300	5323	25.00	443.58	17.74	3	9	3
Accounting and Finance (AUEB)	25	4	461	11054	18.44	442.16	23.98	4	3	4
Accounting and Finance (UoP)	12	6	262	4753	21.83	396.08	18.14	5	7	4
Accounting and Finance (IHU)	14	8	305	5435	21.79	388.21	17.82	6	8	2

Department (Univ.)	TRS	No profile	Papers	Citations	Papers/ TRS	Cit./TRS	Cit./paper	Rank cit/TRS (area)	Rank cit/paper (area)	Rank in univ. (cit/TRS)
Accounting and Finance (UNIWA)	18	8	360	6728	20.00	373.78	18.69	7	6	1
Accounting and Finance (UoM)	18	5	307	6623	17.06	367.94	21.57	8	5	3
Accounting and Information Systems (IHU)	11	1	211	3259	19.18	296.27	15.45	9	10	5
Banking and Financial Management (UNIPI)	15	4	201	4382	13.40	292.13	21.80	10	4	3
Accounting and Finance (UoI)	12	2	193	1614	16.08	134.50	8.36	11	11	2

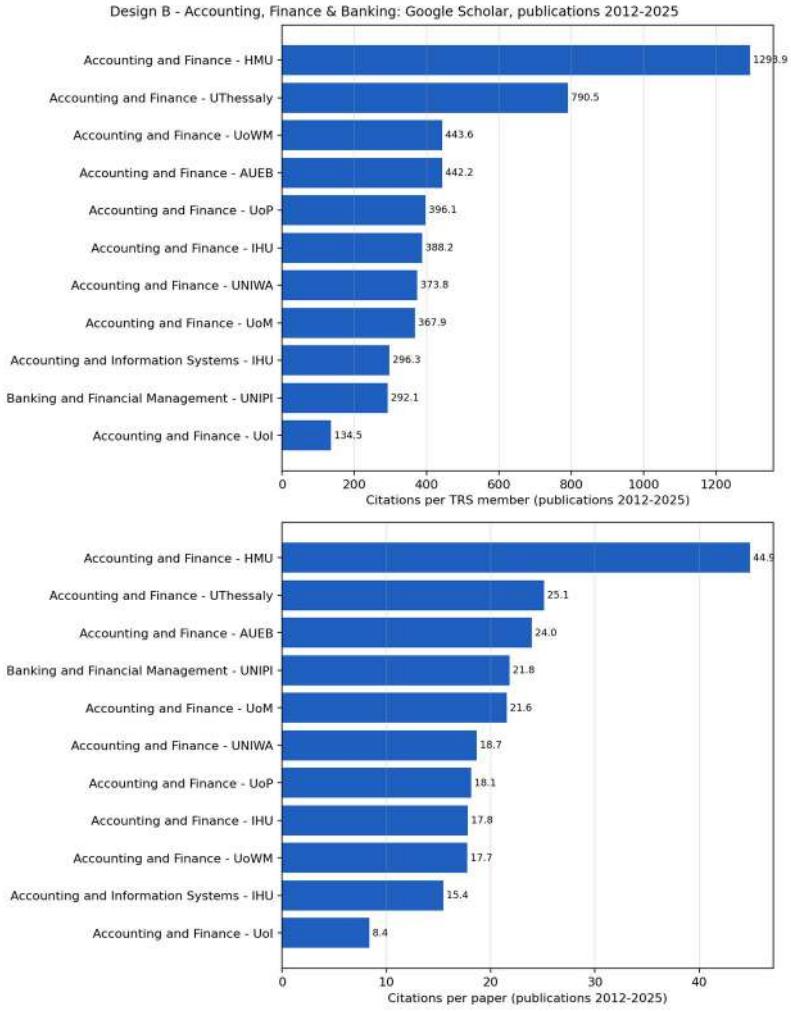

Figure 11. Accounting, finance and banking: citations per TRS member (top) and citations per paper (bottom), Google Scholar documents 2012-2025, design B.

Business administration, management and marketing: 308 TRS members in 19 departments produced 9137 unique 2012-2025 documents with 214042 citations. Citations per TRS member range from 293.5 (Business Administration, UNIPI) to 1441.6 (Business Administration, UoWM) and citations per paper from 12.9 (Business Administration, IHU) to 45.0 (Marketing and Communication, AUEB). The top three departments by citations per member are Business Administration (UoWM, 1441.6), Business Administration (UoM, 1160.3), Management Science and Technology (AUEB, 1097.3); by citations per paper Marketing and Communication (AUEB, 45.0), Business Administration of Food and Agricultural Enterprises (UPatras, 39.9), Management Science and Technology (AUEB, 39.0) (Figure 12). 87 members (28%) have no public profile and count in the denominator.

Table 11c. Business administration, management and marketing: Google Scholar documents 2012-2025 per department (design B). Ordered by citations per TRS member; ranks within area.

Department (Univ.)	TRS	No profile	Papers	Citations	Papers/ TRS	Cit./TRS	Cit./paper	Rank cit/TRS (area)	Rank cit/paper (area)	Rank in univ. (cit/TRS)
Business Administration (UoWM)	8	0	414	11533	51.75	1441.62	27.86	1	5	1
Business Administration (UoM)	26	4	1185	30168	45.58	1160.31	25.46	2	7	1
Management Science and Technology (AUEB)	20	5	563	21946	28.15	1097.30	38.98	3	3	1
Business Administration (UThessaly)	15	4	679	15977	45.27	1065.13	23.53	4	8	2
Management Science and Technology (HMU)	12	3	710	12137	59.17	1011.42	17.09	5	15	2
Marketing and Communication (AUEB)	19	4	406	18288	21.37	962.53	45.04	6	1	2
Business and Tourism Management (HMU)	17	4	779	15923	45.82	936.65	20.44	7	10	3
Business Administration of Food and Agricultural Enterprises (UPatras)	10	5	212	8462	21.20	846.20	39.92	8	2	1
Management Science and Technology (UoP)	10	5	417	6364	41.70	636.40	15.26	9	16	1
Business Administration (NKUA)	16	7	413	9271	25.81	579.44	22.45	10	9	1
Management Science and Technology (IHU)	14	1	516	7874	36.86	562.43	15.26	11	16	1
Business and Organization Administration (UoP)	15	9	262	6862	17.47	457.47	26.19	12	6	3
Business Administration (UAegean)	17	3	436	7726	25.65	454.47	17.72	13	13	1
Business Administration (UPatras)	19	3	493	8619	25.95	453.63	17.48	14	14	3
Business Administration (AUEB)	29	12	440	12605	15.17	434.66	28.65	15	4	5
Organisation Management, Marketing and Tourism (IHU)	23	5	488	8910	21.22	387.39	18.26	16	12	3
Management Science and Technology (UoWM)	5	2	109	1621	21.80	324.20	14.87	17	18	4
Business Administration (IHU)	12	2	279	3593	23.25	299.42	12.88	18	19	4
Business Administration (UNIPI)	21	9	336	6163	16.00	293.48	18.34	19	11	2

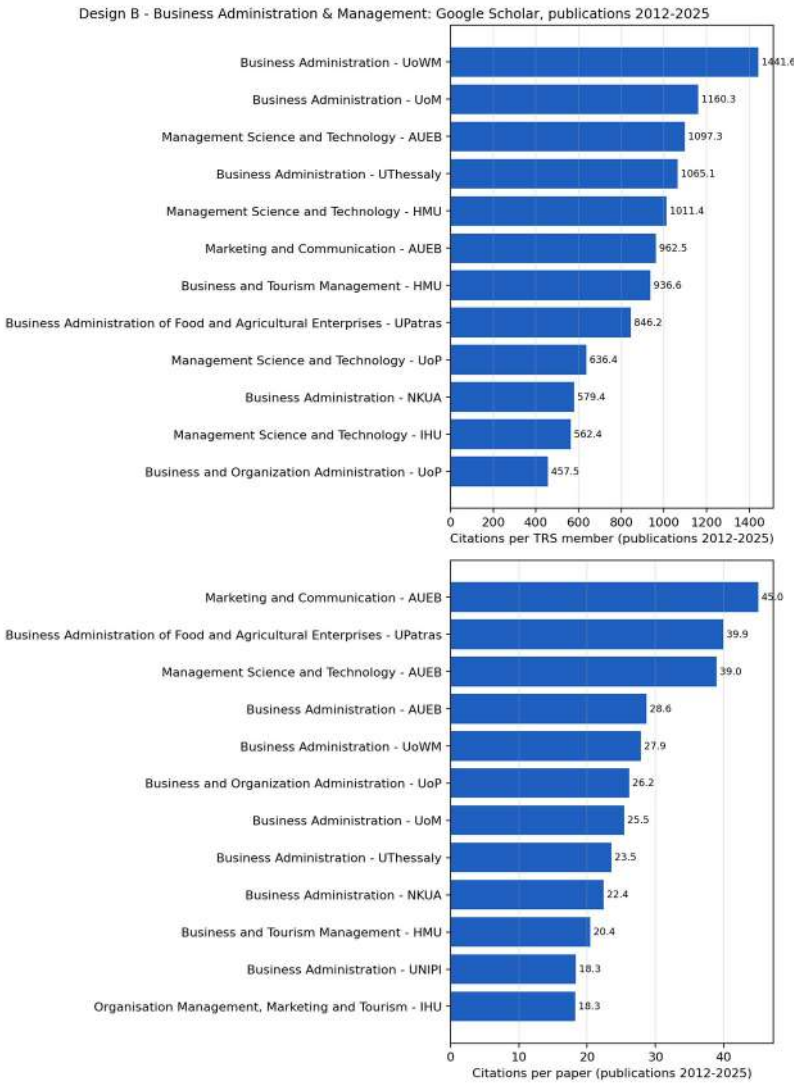

Figure 12. Business administration, management and marketing: citations per TRS member (top) and citations per paper (bottom), Google Scholar documents 2012-2025, design B.

*Departments without an obtainable roster (reported with their 2022 TRS count, not evaluated): Management Science and Technology (UPatras; TRS 2022 = 18); Regional and Economic Development (AUA; TRS 2022 = 5); Business Administration (UNIWA; TRS 2022 = 40); Economic Sciences (IHU; TRS 2022 = 10). * = partial roster, excluded from rankings.*

5B.3 Individual ranking of faculty members (extension of design B)

Table 12 lists, for each area, the twenty members with the most citations to their own 2012-2025 documents, with papers, citations per paper and lifetime h, and their ranks within department, area and nation-wide; the complete list is in Section 5E. Because the department indicators of design B are unions, a member's own counts do not sum to the department's, which is the point of reporting both.

Table 12a. Economics: top-20 faculty members by citations to own documents 2012-2025 (design B).

Member	Department (Univ.)	Grade	Papers	Citations	Cit./paper	Lifetime h	Rank cites dept/univ/area/all	Composite (area)	Lifetime h / i10 / cites	Conf.
Panos Georgios	Economics (AUTH)	Professor	167	16669	99.8	38	1/1/1/1	2.3	38 / 74 / 17574	H
Halkos George	Economics (UThessaly)	Professor	467	12237	26.2	65	1/1/2/2	1.5	65 / 255 / 17060	L
Filis George	Economic and Regional Development (Panteion)	n/s	100	9994	99.9	43	1/1/3/3	4.7	43 / 67 / 11759	H
Economides Anastasios	Economics (UoM)	Professor	191	8769	45.9	55	1/1/4/5	3.6	55 / 194 / 13657	H

Member	Department (Univ.)	Grade	Papers	Citations	Cit./paper	Lifetime h	Rank cites dept/univ/area/all	Composite (area)	Lifetime h / i10 / cites	Conf.
Malesios Chrysovaladis	Agricultural Economics and Rural Development (AUA)	Assoc.	227	7187	31.7	39	1/1/5/6	4.3	39 / 89 / 7911	L
Koundouri Phoebe	International and European Economic Studies (AUEB)	Professor	501	6188	12.3	56	1/1/6/10	1.8	56 / 172 / 14605	L
Ntritsos Georgios	Economics (UoI)	Asst.	73	4272	58.5	25	1/1/7/16	15.0	25 / 35 / 4284	H
Papadamou Stefanos	Economics (AUTH)	Professor	120	4176	34.8	37	2/2/8/18	9.8	37 / 82 / 4926	L
Giannakis Elias	Agricultural Economics and Rural Development (AUA)	Asst.	80	3268	40.9	27	2/2/9/26	16.5	27 / 35 / 3311	H
Panagiotidis Theodore	Economics (UoM)	Professor	94	3208	34.1	37	2/4/10/27	11.5	37 / 82 / 5067	H
Iatridis Georgios	Economics (UThessaly)	Professor	48	3186	66.4	32	2/5/11/28	17.7	32 / 46 / 5335	H
Papana Angeliki	Economics (AUTH)	Asst.	31	3067	98.9	19	3/3/12/32	27.5	19 / 25 / 3306	H
Polemis Michail	Economics (UNIPI)	Professor	151	2871	19.0	29	1/1/13/38	11.5	29 / 69 / 3307	L
Degiannakis Stavros	Economic and Regional Development (Panteion)	n/s	83	2843	34.2	33	2/2/14/39	15.6	33 / 57 / 5656	L
Demestichas Konstantinos	Agricultural Economics and Rural Development (AUA)	Asst.	143	2811	19.7	26	3/3/15/41	16.3	26 / 55 / 3310	H
Dritsaki Melina	Economics (UoWM)	Assoc.	140	2770	19.8	30	1/5/16/44	15.1	30 / 66 / 3022	H
Bellou Victoria	Economics (UThessaly)	Professor	36	2658	73.8	33	3/6/17/47	20.4	33 / 42 / 4645	H
Tsagris Michail	Economics (UoC)	Assoc.	94	2513	26.7	27	1/1/18/51	21.9	27 / 46 / 2645	H
Vozikis Athanasios	Economics (UNIPI)	Professor	147	2351	16.0	28	2/2/19/54	15.9	28 / 52 / 2522	L
Kollias Christos	Economics (UThessaly)	Professor	80	2281	28.5	39	4/7/20/58	11.7	39 / 87 / 5310	H

Table 12b. Accounting, finance and banking: top-20 faculty members by citations to own documents 2012-2025 (design B).

Member	Department (Univ.)	Grade	Papers	Citations	Cit./paper	Lifetime h	Rank cites dept/univ/area/all	Composite (area)	Lifetime h / i10 / cites	Conf.
Chatziantoniou Ioannis	Accounting and Finance (HMU)	Assoc.	66	9351	141.7	34	1/1/1/4	2.1	34 / 49 / 9351	H
Floros Christos	Accounting and Finance (HMU)	Professor	132	4307	32.6	44	2/3/2/15	1.2	44 / 104 / 7394	H
Chatzoudes Dimitrios	Accounting and Finance (IHU)	Asst.	78	3078	39.5	26	1/1/3/31	5.2	26 / 46 / 4707	M
Dimitropoulos Panagiotis	Accounting and Finance (UoP)	Asst.	106	3022	28.5	34	1/2/4/33	3.8	34 / 63 / 4599	H
Chalikias Miltiadis	Accounting and Finance (UNIWA)	Professor	118	2986	25.3	27	1/1/5/35	4.6	27 / 65 / 3226	H
Sariannidis Nikolaos	Accounting and Finance (UoWM)	Professor	111	2878	25.9	29	1/3/6/37	4.9	29 / 68 / 3446	H
Alexandridis Antonis	Accounting and Finance (UoM)	Asst.	122	2480	20.3	26	1/9/7/53	4.0	26 / 53 / 3560	L
Kyriazis Nikolaos	Accounting and Finance (UThessaly)	Asst.	62	2261	36.5	24	1/8/8/60	11.0	24 / 39 / 2303	H
Dimitriou Dimitrios	Accounting and Finance (UNIWA)	Asst.	53	2169	40.9	19	2/2/9/64	13.3	19 / 28 / 2238	H
Spyrou Spyridon	Accounting and Finance (AUEB)	Professor	29	1915	66.0	24	1/10/10/75	14.9	24 / 36 / 3025	H
Skiadopoulos George	Banking and Financial Management (UNIPI)	Professor	40	1703	42.6	28	1/3/11/86	11.2	28 / 37 / 3744	H
Dritsaki Chaido	Accounting and Information Systems (IHU)	Professor	70	1673	23.9	26	1/6/12/89	9.7	26 / 44 / 2481	H
TSOUKNIDIS DIMITRIS	Accounting and Finance (AUEB)	Assoc.	49	1477	30.1	19	2/18/13/102	16.4	19 / 23 / 1482	H
Tsekrekos Andrianos	Accounting and Finance (AUEB)	Professor	51	1476	28.9	22	3/19/14/103	15.9	22 / 27 / 1858	H
Fassas Athanasios	Accounting and Finance (UThessaly)	Professor	43	1224	28.5	19	2/11/15/123	17.7	19 / 26 / 1301	H
Anagnostopoulou Seraina	Banking and Financial Management (UNIPI)	Professor	38	1216	32.0	18	2/5/16/125	20.7	18 / 21 / 1467	H
Drakos Konstantinos	Accounting and Finance (AUEB)	Professor	60	1193	19.9	29	4/23/17/127	9.3	29 / 62 / 4146	H
Nerantzidis Michail	Accounting and Finance (UThessaly)	Assoc.	47	1169	24.9	19	3/12/18/132	18.8	19 / 30 / 1195	H
Koutoupis Andreas	Accounting and Finance (UThessaly)	Professor	89	1146	12.9	18	4/13/19/134	11.1	18 / 34 / 1306	L
Santouridis Ilias	Accounting and Finance (UThessaly)	Professor	18	1128	62.7	18	5/14/20/136	26.2	18 / 19 / 2276	H

Table 12c. Business administration, management and marketing: top-20 faculty members by citations to own documents 2012-2025 (design B).

Member	Department (Univ.)	Grade	Papers	Citations	Cit./paper	Lifetime h	Rank cites dept/univ/area/all	Composite (area)	Lifetime h / i10 / cites	Conf.
Mastorakis George	Management Science and Technology (HMU)	Assoc.	383	6405	16.7	43	1/2/1/7	1.4	43 / 176 / 6680	H
Belias Dimitris	Business Administration (UThessaly)	Asst.	243	6302	25.9	36	1/2/2/8	2.8	36 / 120 / 6313	H
Anthopoulos Leonidas	Business Administration (UThessaly)	Professor	140	6228	44.5	37	2/3/3/9	5.6	37 / 81 / 7570	H
Spinellis Diomidis	Management Science and Technology (AUEB)	Professor	191	5779	30.3	62	1/2/4/11	2.0	62 / 213 / 16597	H
Psomas Evangelos	Business Administration of Food and Agricultural Enterprises (UPatras)	Assoc.	65	5028	77.3	42	1/1/5/12	7.8	42 / 65 / 7605	H
Livieris Ioannis	Business and Organization Administration (UoP)	Assoc.	107	4711	44.0	36	1/1/6/13	9.7	36 / 80 / 4857	H
Lekakos Georgios	Management Science and Technology (AUEB)	Professor	37	4523	122.2	32	2/3/7/14	15.1	32 / 45 / 6842	H
Menegaki Angeliki	Business and Tourism Management (HMU)	Assoc.	124	4244	34.2	38	1/4/8/17	9.2	38 / 76 / 6373	L
Kalogiannidis Stavros	Business Administration (UoWM)	Asst.	166	4155	25.0	34	1/1/9/19	9.2	34 / 86 / 4162	H
Skarmeas Dionysis	Marketing and Communication (AUEB)	Professor	18	4139	229.9	27	1/4/10/20	22.7	27 / 29 / 7502	H
Koustelios Athanasios	Business Administration (UThessaly)	Professor	112	4091	36.5	40	3/4/11/21	10.6	40 / 92 / 7541	H
Kafetzopoulos Dimitrios	Business Administration (UoM)	Assoc.	68	3841	56.5	34	1/2/12/22	16.9	34 / 51 / 4963	H
Giannarakis Grigoris	Business Administration (UoWM)	Assoc.	38	3738	98.4	29	2/2/13/23	25.2	29 / 46 / 4606	H
Passas Ioannis	Business and Tourism Management (HMU)	Asst.	53	3314	62.5	23	2/5/14/24	28.3	23 / 33 / 3357	H
Vassiliadis Christos	Business Administration (UoM)	Professor	82	3301	40.3	30	2/3/15/25	21.7	30 / 55 / 3906	L
Gotzamani Aikaterini	Business Administration (UoM)	Professor	63	3123	49.6	36	3/5/16/29	17.3	36 / 59 / 5956	H
Anagnostopoulos Theodoros	Business Administration (UAegean)	Asst.	99	3115	31.5	29	1/1/17/30	21.8	29 / 46 / 3446	H
Tsiotsou Rodoula	Business Administration (UoM)	Professor	77	2999	39.0	42	4/6/18/34	11.8	42 / 67 / 7312	H
Tarabanis Konstantinos	Business Administration (UoM)	Professor	154	2927	19.0	48	5/7/19/36	7.3	48 / 177 / 9675	H
Andronikidis Andreas	Business Administration (UoM)	Professor	41	2833	69.1	23	6/8/20/40	37.5	23 / 37 / 3700	H

5C. Robustness: the same designs on OpenAlex and Semantic Scholar

Every step of Sections 3-5 was repeated with OpenAlex and with Semantic Scholar as the source on the same roster (full results in Appendices C and D). Google Scholar and OpenAlex rank the departments similarly (rho = 0.75 for the design-A mean h, 0.80 for design-B citations per member, 0.72 for citations per paper) and the 547 members matched in both similarly (rho = 0.77 for the 2012-2025 h, 0.79 for 2012-2025 citations, 0.75 for the lifetime h); Google Scholar counts exceed OpenAlex counts by 75% in 2012-2025 citations and by 2.9 in the 2012-2025 h-index; Google Scholar and Semantic Scholar rank the departments only moderately (rho = 0.58 for the design-A mean h, 0.67 for design-B citations per member, 0.68 for citations per paper) and the 543 members matched in both weakly (rho = 0.51 for the 2012-2025 h, 0.55 for 2012-2025 citations, 0.47 for the lifetime h); Google Scholar counts exceed Semantic Scholar counts by 140% in 2012-2025 citations and by 4.4 in the 2012-2025 h-index; OpenAlex and Semantic Scholar rank the departments similarly (rho = 0.74 for the design-A mean h, 0.74 for design-B citations per member, 0.80 for citations per paper) and the 684 members matched in both only moderately (rho = 0.59 for the 2012-2025 h, 0.61 for 2012-2025 citations, 0.58 for the lifetime h); OpenAlex counts exceed Semantic Scholar counts by 29% in 2012-2025 citations and by 1.1 in the 2012-2025 h-index. Table 13 summarises the pairwise agreement and Table 14 lists every department under the three sources; Section 5E gives all three sources for every member.

Table 13. Agreement between sources: Spearman rank correlations at department level (design A mean h; design B citations per TRS member and per paper) and at faculty-member level (2012-2025 h, 2012-2025 citations, lifetime h), with the mean level differences.

Sources	Depts	rho mean h	rho cit/TRS	rho cit/paper	Members	rho h 2012-25	rho cites 2012-25	rho lifetime h	Δ h (mean)	Δ cites
Google Scholar vs OpenAlex	45	0.75	0.80	0.72	547	0.77	0.79	0.75	+2.9	+75%
Google Scholar vs Semantic Scholar	45	0.58	0.67	0.68	543	0.51	0.55	0.47	+4.4	+140%
OpenAlex vs Semantic Scholar	45	0.74	0.74	0.80	684	0.59	0.61	0.58	+1.1	+29%

Table 14. Departments under the three sources: design-A mean h and citations per academic, design-B citations per TRS member, publications 2012-2025 (GS = Google Scholar, OA = OpenAlex, S2 = Semantic Scholar).

Area	Department (Univ.)	Mean h GS	Mean h OA	Mean h S2	Cites/acad. GS	Cites/acad. OA	Cites/acad. S2	Cit./TRS GS	Cit./TRS OA	Cit./TRS S2
BUS	Management Science and Technology (UoP)	19.60	11.00	6.60	1683.6	472.5	249.8	636.4	397.6	239.3
BUS	Business Administration of Food and Agricultural Enterprises (UPatras)	18.20	8.78	9.67	1707.0	580.6	593.2	846.2	519.8	530.0
BUS	Business Administration (UoM)	17.77	11.08	8.76	1666.6	698.7	494.7	1160.3	612.6	461.7
BUS	Business Administration (UoWM)	16.12	12.12	11.12	1680.0	920.5	801.1	1441.6	793.9	686.2
BUS	Business Administration (UThessaly)	15.82	9.62	7.20	1884.9	730.4	523.0	1065.1	511.7	458.3
BUS	Management Science and Technology (HMU)	15.67	11.36	9.73	1436.3	812.1	885.5	1011.4	676.8	763.6
BUS	Business and Tourism Management (HMU)	15.46	9.94	8.12	1362.9	631.3	522.9	936.6	537.9	452.6
BUS	Management Science and Technology (AUEB)	14.53	8.65	6.84	1540.6	559.0	285.3	1097.3	498.1	245.3
BUS	Business Administration (NKUA)	13.44	7.75	4.83	1051.0	545.0	246.3	579.4	401.2	184.0
BUS	Business and Organization Administration (UoP)	12.67	6.29	5.25	1145.3	438.8	381.2	457.5	385.6	287.1
BUS	Marketing and Communication (AUEB)	12.47	10.13	8.88	1274.5	708.4	620.4	962.5	543.5	506.9
BUS	Business Administration (UNIPI)	11.42	7.11	6.00	590.5	250.3	203.4	293.5	201.7	164.4
BUS	Management Science and Technology (IHU)	10.69	8.21	5.23	693.5	386.8	230.7	562.4	321.2	190.1
BUS	Business Administration (UAegean)	10.29	6.44	5.53	582.6	292.8	225.4	454.5	268.1	219.3
BUS	Business Administration (AUEB)	9.94	8.46	4.93	774.9	687.5	198.5	434.7	558.1	178.2
BUS	Organisation Management, Marketing and Tourism (IHU)	9.83	6.05	5.90	636.8	350.7	309.3	387.4	295.0	238.3
BUS	Business Administration (UPatras)	9.25	9.16	7.95	553.2	554.6	415.3	453.6	544.0	408.1
BUS	Business Administration (IHU)	8.50	6.08	5.91	390.5	191.6	165.7	299.4	175.0	140.2
BUS	Management Science and Technology (UoWM)	7.67	3.00	2.40	540.3	147.2	75.6	324.2	117.8	64.2
ECON	Economics (UThessaly)	15.69	11.30	8.77	1663.8	932.7	604.3	1112.9	727.1	569.2
ECON	Economics (AUTH)	13.88	9.42	7.11	1670.9	598.3	410.4	1361.1	517.5	376.2
ECON	Economics (UNIPI)	13.11	7.90	8.25	896.3	333.6	335.9	321.5	268.0	268.8
ECON	Agricultural Economics and Rural Development (AUA)	13.05	7.59	5.78	1081.8	378.4	243.0	890.4	340.2	232.7
ECON	Economics (UoM)	12.08	8.76	9.17	1260.0	640.1	668.8	742.7	488.8	546.0
ECON	Economics (DUTH)	12.00	6.29	7.29	759.2	267.1	270.2	341.6	160.7	188.3
ECON	Economics (UPatras)	11.65	9.62	9.29	607.9	416.5	493.6	510.2	335.5	431.9
ECON	International and European Economic Studies (AUEB)	10.40	7.45	5.09	836.3	476.7	206.2	512.6	387.8	191.0
ECON	Economics (UoWM)	10.38	7.44	6.11	720.9	459.2	281.1	561.3	400.5	242.4
ECON	Economics (NKUA)	10.25	9.06	6.00	563.5	489.5	299.1	293.0	355.8	260.1
ECON	Economics (UoC)	10.11	8.62	7.52	660.8	399.2	315.9	502.4	361.1	305.4
ECON	Economics (UoI)	9.56	6.94	5.38	910.8	415.4	224.0	482.2	386.2	207.1
ECON	Economics (UoP)	9.50	5.00	6.55	527.4	211.1	308.6	471.1	205.6	303.1
ECON	Economics (AUEB)	8.25	7.50	7.33	329.8	229.3	222.7	242.4	189.6	184.8
ECON	International and European Economic Studies (UoWM)	5.67	7.20	6.83	277.7	553.4	442.0	66.9	393.3	369.3
FIN	Accounting and Finance (HMU)	16.00	10.22	11.45	2249.7	1273.8	1489.5	1293.9	942.4	1353.8
FIN	Accounting and Finance (UThessaly)	13.60	10.91	10.91	954.5	711.8	605.6	790.5	668.9	555.8
FIN	Accounting and Finance (IHU)	12.67	6.50	5.50	960.0	380.9	236.1	388.2	351.9	209.3
FIN	Accounting and Finance (UoP)	12.17	7.22	6.56	809.8	324.3	253.0	396.1	238.6	188.7
FIN	Accounting and Finance (UoWM)	10.25	7.17	4.80	688.1	382.3	119.1	443.6	375.7	97.5
FIN	Accounting and Finance (AUEB)	9.52	7.46	7.00	578.3	335.8	293.0	442.2	294.9	262.0
FIN	Accounting and Finance (UNIWA)	8.90	5.27	4.25	674.3	279.7	177.2	373.8	229.8	154.8
FIN	Accounting and Finance (UoM)	8.62	6.24	6.35	542.9	271.6	290.9	367.9	250.1	270.2

Area	Department (Univ.)	Mean h GS	Mean h OA	Mean h S2	Cites/acad. GS	Cites/acad. OA	Cites/acad. S2	Cit./TRS GS	Cit./TRS OA	Cit./TRS S2
FIN	Accounting and Information Systems (IHU)	7.50	5.00	5.30	343.3	162.8	161.0	296.3	155.3	138.3
FIN	Banking and Financial Management (UNIPI)	7.45	6.36	4.71	400.8	249.0	254.9	292.1	231.0	237.9
FIN	Accounting and Finance (UoI)	6.10	5.08	4.58	208.6	138.3	102.5	134.5	126.3	94.7

Figures 13-17 give the same comparison graphically: department mean h and citations per TRS member under the three sources (two figures), the member-level h-index under Google Scholar against the two open sources, the share of each department's roster matched in each source, and the relation between the two designs' department indicators under Google Scholar.

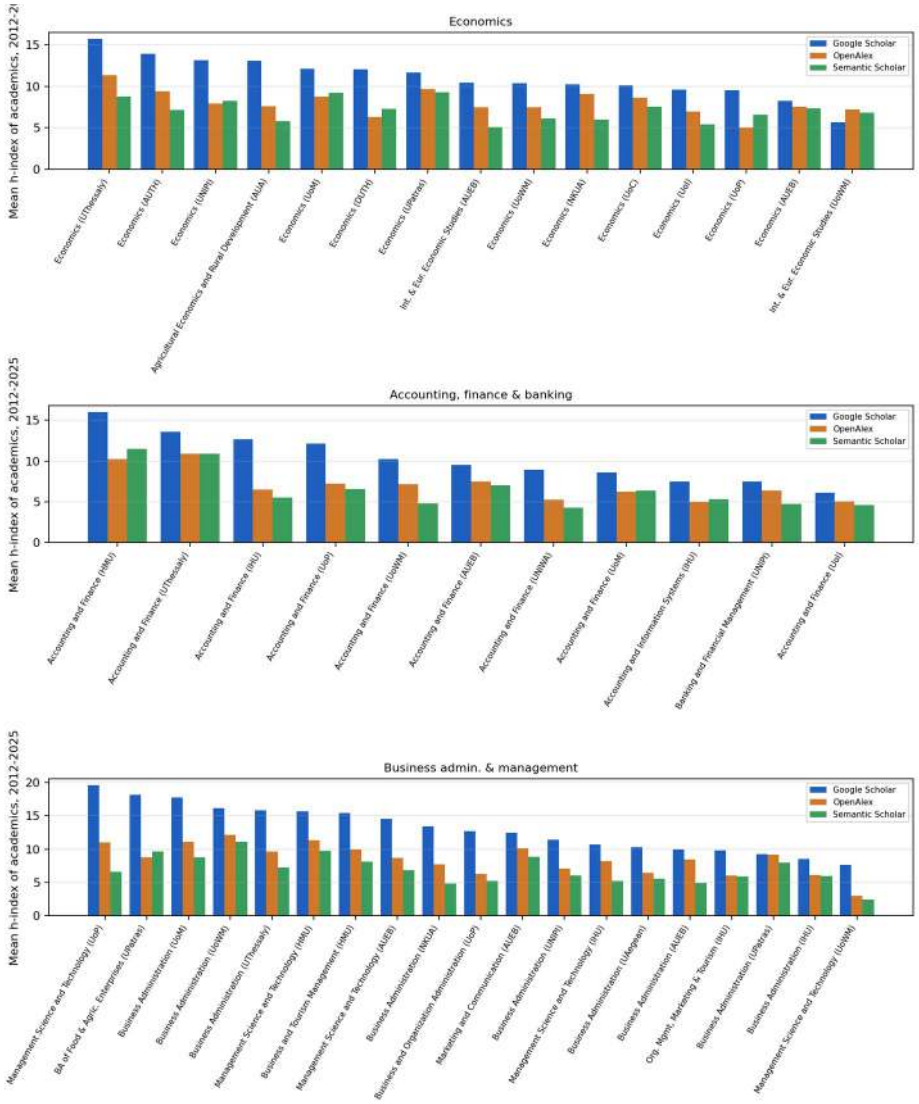

Figure 13. Design A mean h-index of academics, publications 2012-2025, per department under Google Scholar, OpenAlex and Semantic Scholar (one panel per area; departments ordered by the Google Scholar value).

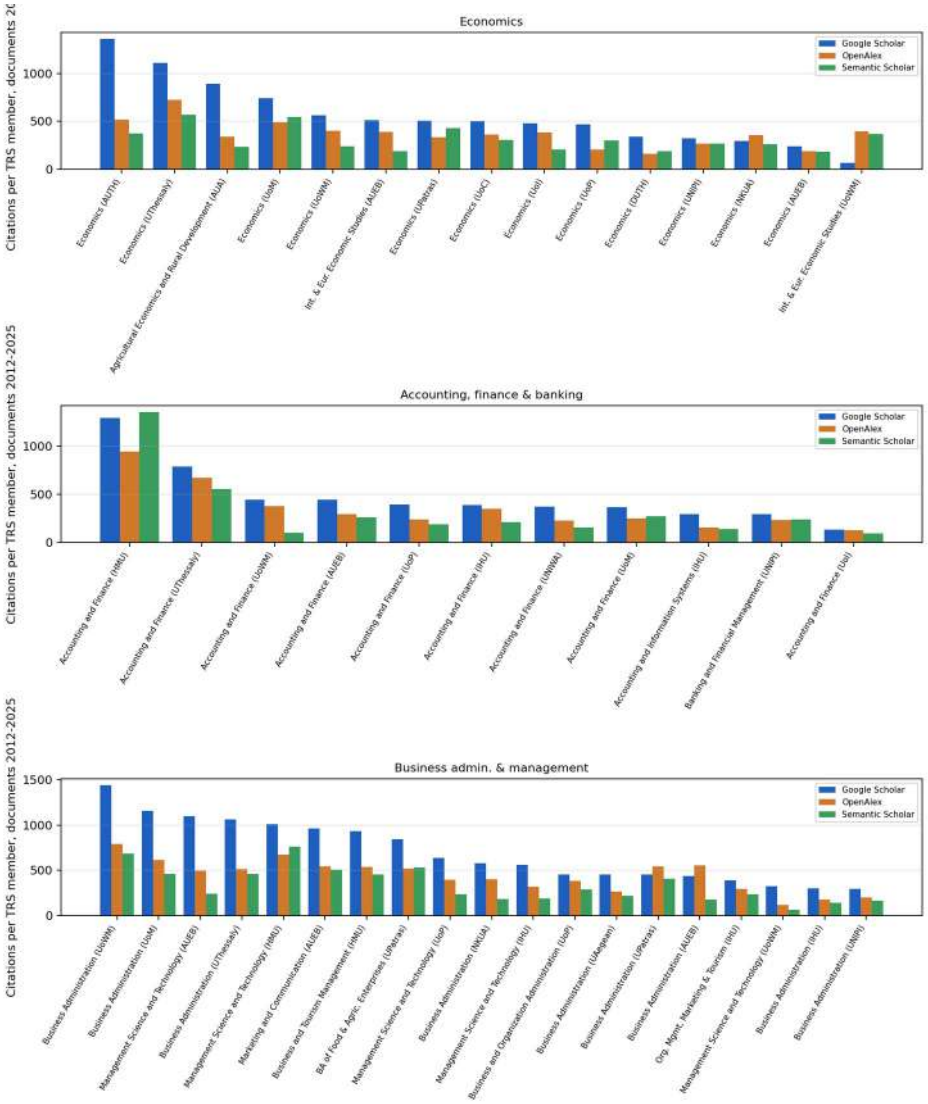

Figure 14. Design B citations per TRS member, documents 2012-2025, per department under the three sources.

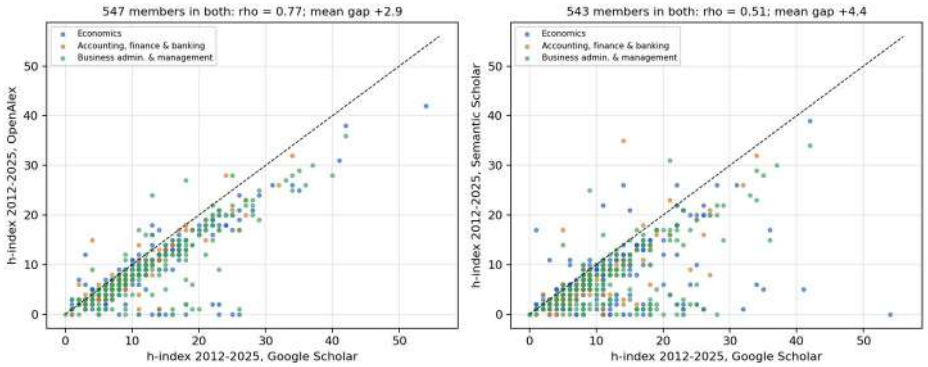

Figure 15. Member-level 2012-2025 h-index: Google Scholar against OpenAlex (left) and against Semantic Scholar (right); dashed line = equality.

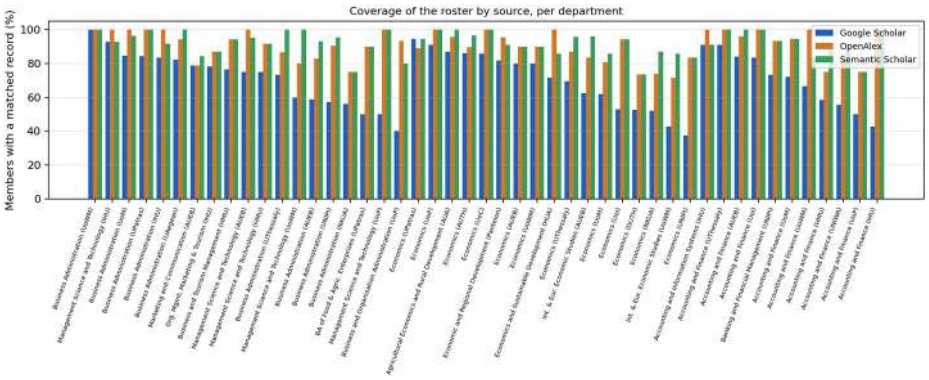

Figure 16. Share of each department's tenured faculty with a matched record, by source.

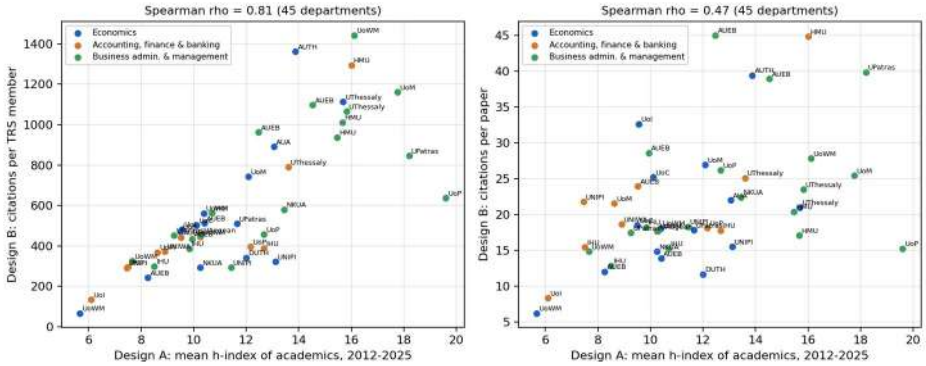

Figure 17. Departments under both designs (Google Scholar, 2012-2025): design-A mean h against design-B citations per TRS member (left) and per paper (right).

5D. The faculty in three global ranking systems: Top 2% Scientists, RePEc h-index, AD Scientific Index

As a fourth lens, equivalent in status to the individual rankings of Sections 5A.5 and 5B.3, every one of the 787 roster members was looked up, by name and affiliation, in three global ranking systems that are widely cited in Greek academic evaluation; the workflow starts from the roster and asks, for each member, whether the system lists her or him and on what value, and never starts from the systems' own lists. (1) The Stanford/Elsevier World's Top 2% Scientists list (Ioannidis, Baas, Klavans and Boyack; August-2025 data update, version 8, Scopus data to end-2024; the TOPSCINET site is a front-end to the same data), which ranks by the composite indicator c (six citation metrics combined; reported here without self-citations, 'ns'); only the career-long list is used, in its latest edition (version 8, released September 2025, publications to end-2024 - no edition with 2025 data had been released when this chapter was compiled), and the official table was downloaded from the Elsevier data repository and the members matched on surname, given name and the institution recorded by Scopus. (2) IDEAS/RePEc's Top Economists by h-index (the ranking requested as of December 2025 is updated monthly; the page read on 22 August 2026 is the July 2026 edition, covering the 3,698 registered authors with an h-index of 17 or more), matched on name and the RePEc affiliation. (3) AD Scientific Index, which ranks by the total Google Scholar h-index and reports i10 and citations, with world, continent, country and institution ranks; matched through its name search, each candidate profile being read and accepted only when its stated institution is the member's university (HIGH) or, with a full-name match, another Greek institution (MEDIUM).

Results (Table 15): 11 members appear in the career-long Top 2% list; 9 members appear among the top economists by RePEc h-index; and 353 of the 787 members looked up are listed in the AD Scientific Index (283 with the university confirmed). The career-list inclusions concentrate in business and management (7 members) and economics (3; finance 1), and several of them are classified by Scopus under information and

communication technologies or engineering rather than economics and business - the management-science and information-systems faculty of AUEB, Macedonia and Thessaly - which the field column makes explicit.

Table 15. Three global ranking systems: basic metric, edition consulted, access route and number of the 787 faculty members found.

System	Basic metric on which inclusion/rank rests	Edition / date read	Access route	Members found
World's Top 2% Scientists, career-long list (Stanford/Elsevier; TOPSCINET front-end)	Composite citation indicator c (ns = excluding self-citations); rank among the 230,333 scientists listed	August 2025 update (v8, released Sept 2025), Scopus data to 31 Dec 2024 - latest edition available	Official Elsevier data repository table, name + institution matching	11
IDEAS/RePEc Top Economists by h-index	h-index computed by RePEc over registered authors' works; list threshold h ≥ 17	July 2026 edition (page read 22 Aug 2026; monthly update)	Public ranking page, name + affiliation matching	9
AD Scientific Index	Total Google Scholar h-index (with i10 and citations); world, Europe, country, institution ranks	Live site, 22 Aug 2026	Name search + profile page per member	353 of 787 looked up

Figure 18 traces the attrition from the roster to the global lists: of the 787 members, 557 are evaluated under both designs (they have a public Google Scholar profile and therefore appear in every individual table of Sections 5A.5 and 5B.3); fewer than half of those are listed in the AD Scientific Index, and the two selective systems retain only 11 and 9 members respectively.

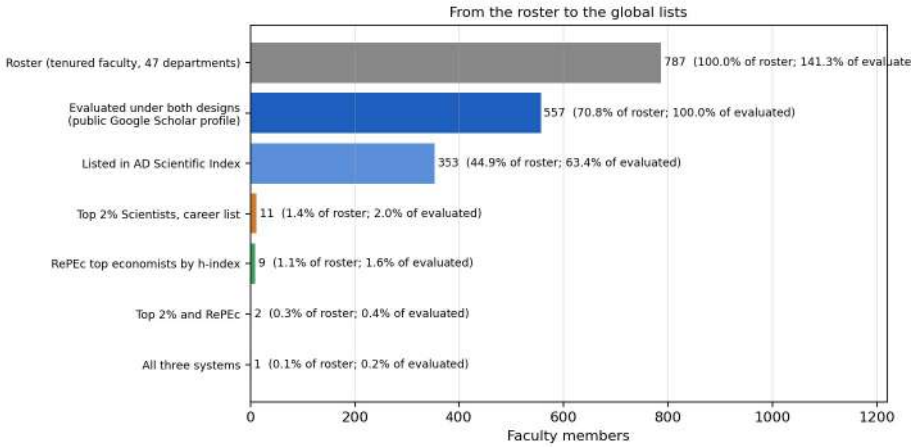

Figure 18. From the roster to the three global ranking systems: members at each stage, as a share of the roster and of the members evaluated under both designs.

Table 16. Faculty members in the World's Top 2% Scientists career-long list (August 2025 update; publications to end-2024; values without self-citations).

Member	Department (Univ.)	Scopus field	Subfield	Rank (ns)	c-score (ns)	h24 (ns)	Citations 1996-2024 (ns)	Papers 1960-2024	Rank (with self-cites)	First pub. year
Spinellis Diomidis	Management Science and Technology (AUEB)	Information & Communication Technologies	Software Engineering	41,448	3.767	37	5,516	293	42,676	1991
Halkos George	Economics (UThessaly)	Economics & Business	Economics	47,183	3.727	39	5,667	257	43,022	1993
Menegaki Angeliki	Business and Tourism Management (HMU)	Enabling & Strategic Technologies	Energy	83,731	3.536	25	2,641	83	86,078	2007
Economides Anastasios	Economics (UoM)	Information & Communication Technologies	Education	105,748	3.451	32	4,425	219	101,445	1988
TARANTILIS CHRISTOS	Management Science and Technology (AUEB)	Engineering	Operations Research	110,363	3.435	38	3,836	81	118,673	2001
Anthopoulos Leonidas	Business Administration (UThessaly)	Information & Communication Technologies	Artificial Intelligence & Image Processing	115,108	3.420	24	2,460	117	123,889	2005
Koundouri Phoebe	International and European Economic Studies (AUEB)	Engineering	Agricultural Economics & Policy	139,704	3.346	31	4,009	187	140,313	2002
Kavussanos Manolis	Accounting and Finance (AUEB)	Economics & Business	Logistics & Transportation	155,873	3.303	26	1,694	53	157,285	1996

Member	Department (Univ.)	Scopus field	Subfield	Rank (ns)	c-score (ns)	h24 (ns)	Citations 1996-2024 (ns)	Papers 1960-2024	Rank (with self-cites)	First pub. year
Nearchou Andreas	Business Administration (UPatras)	Engineering	Industrial Engineering & Automation	179,769	3.245	18	1,224	54	198,833	1994
Louridas Panagiotis	Management Science and Technology (AUEB)	Information & Communication Technologies	Software Engineering	189,525	3.223	21	1,576	69	213,847	1996
Tarabanis Konstantinos	Business Administration (UoM)	Information & Communication Technologies	Artificial Intelligence & Image Processing	213,688	3.173	29	3,169	222	226,234	1990

Career-long list: publications 1960-2024, citations 1996-2024; c = composite indicator (ns); h24 = h-index to end-2024. Source: Ioannidis, J.P.A. (2025), August 2025 data-update, Elsevier Data Repository, doi:10.17632/btchxktzyw.8. The single-year list is not used.

Table 17. Faculty members among IDEAS/RePEc's Top Economists by h-index (July 2026 edition, registered authors with h ≥ 17).

Member	Department (Univ.)	RePEc rank	RePEc h-index	RePEc author id
Filis George	Economic and Regional Development (Panteion)	815	30	pfi186
Chatziantoniou Ioannis	Accounting and Finance (HMU)	1258	26	pch1832
Halkos George	Economics (UThessaly)	1741	23	pha228
Panagiotidis Theodore	Economics (UoM)	1741	23	ppa1363
Koundouri Phoebe	International and European Economic Studies (AUEB)	2197	21	pko155
Degiannakis Stavros	Economic and Regional Development (Panteion)	2850	19	pde735
Kollias Christos	Economics (UThessaly)	2850	19	pko296
Kainourgios Dimitrios	Economics (NKUA)	3216	18	pke81
Hondroyiannis George	Economics and Sustainable Development (HUA)	3216	18	pho316

Ties share the rank. RePEc counts citations among RePEc-indexed works only, so its h-index is lower than Google Scholar's for the same person (cf. Section 5E).

Figures 19-22 show how the three systems intersect among the evaluated members and how their presence is distributed: the combination chart counts every overlap (the two members in both selective lists are named), and the area, university and department charts show which parts of the faculty the global lists reach.

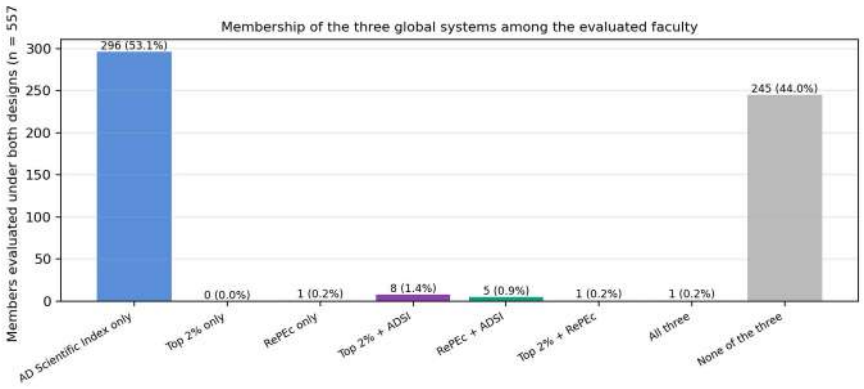

Figure 19. Combinations of membership of the three systems among the members evaluated under both designs.

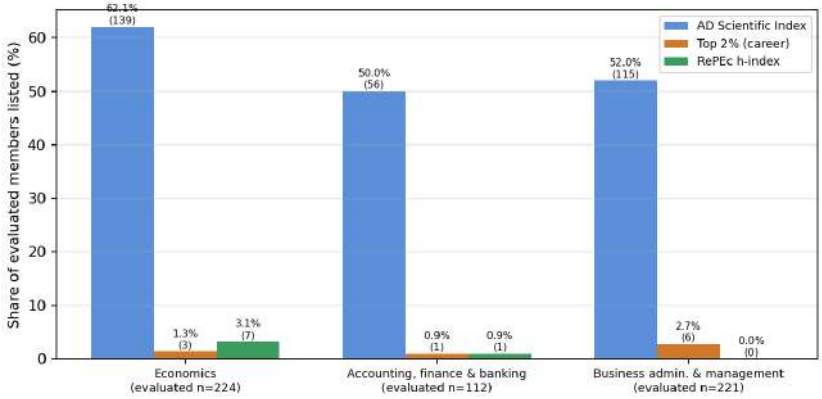

Figure 20. Share (and number) of evaluated members listed in each system, by area.

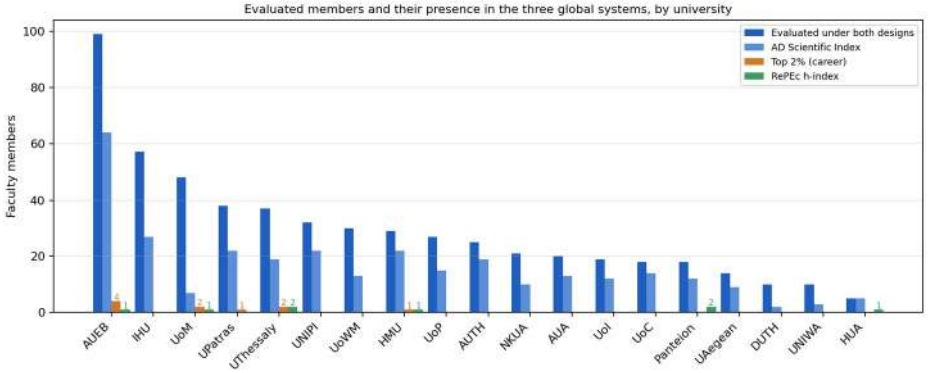

Figure 21. Evaluated members and their presence in the three systems, by university.

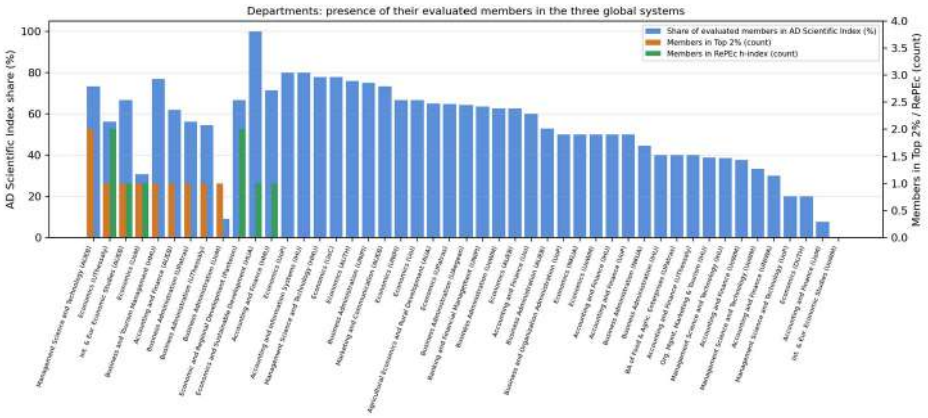

Figure 22. Departments: share of evaluated members in the AD Scientific Index (bars, left axis) and number of members in the Top 2% career list and in the RePEc h-index list (right axis).

The AD Scientific Index lists 353 members; their world ranks run from 4,759 to 2,623,644 and their Greece ranks from 30 to 13,508. Because the index is built on the same Google Scholar profiles as the main results, its h-index agrees almost exactly with the profile values of Section 5E (Spearman rho = 0.96); the value it adds is the position of each member among the index's 2.6 million scientists. Table 18 lists the twenty best-placed members of each area; the complete list is in Section 5F.

Table 18a. Economics: the twenty members best placed in the AD Scientific Index (by world rank on total h-index), 22 August 2026.

Member	Department (Univ.)	World rank	World top %	Greece rank	Inst. rank	h total	h recent	i10 total	Citations total	Conf.
Halkos George	Economics (UThessaly)	49,354	1.9	253	16	65	48	257	17,205	H
Panos Georgios	Economics (AUTH)	66,618	2.5	360	22	59	31	113	22,104	M
Economides Anastasios	Economics (UoM)	79,495	3	456	1	55	37	193	13,639	H
Tzeremes Nikolaos	Economics (UThessaly)	117,834	4.5	788	47	47	34	109	6,880	H
Filis George	Economic and Regional Development (Panteion)	142,861	5.4	1,040	75	43	38	68	11,767	M
Skuras Dimitrios	Economics (UPatras)	164,615	6.2	1,232	101	41	22	79	6,096	H
Papadopoulos Chrissoleon	Economics (AUTH)	171,615	6.5	1,289	103	40	26	80	6,712	M
Kollias Christos	Economics (UThessaly)	182,050	6.9	1,385	86	39	24	87	5,304	H
Panagiotidis Theodore	Economics (UoM)	198,261	7.5	1,547	6	37	30	82	5,061	H
Gaganis Chrysovalantis	Economics (UoC)	224,521	8.5	1,827	125	35	25	60	3,975	H
Tsakloglou Panagiotis	International and European Economic Studies (AUEB)	242,757	9.2	2,015	19	34	16	65	4,025	H
Bellou Victoria	Economics (UThessaly)	250,056	9.5	2,086	130	33	25	42	4,646	H
Degiannakis Stavros	Economic and Regional Development (Panteion)	251,615	9.5	2,099	2	33	23	57	5,656	H
Hondroyiannis George	Economics and Sustainable Development (HUA)	254,189	9.6	2,127	2	33	20	64	4,822	M
Katsikis Vasileios	Economics (NKUA)	259,046	9.8	2,186	568	32	29	89	3,433	H
Iatridis Georgios	Economics (UThessaly)	263,601	10	2,219	136	32	25	46	5,333	H
Christopoulos Dimitrios	International and European Economic Studies (AUEB)	285,523	11	2,428	29	31	15	49	5,213	H
Gkorezis Panagiotis	Economics (AUTH)	292,560	11	2,476	335	30	25	39	2,538	H
Spathis Charalambos	Economics (AUTH)	296,568	11	2,518	341	30	22	45	6,580	H
Drichoutis Andreas	Agricultural Economics and Rural Development (AUA)	300,008	11	2,558	56	30	19	50	3,861	H

Table 18b. Accounting, finance and banking: the twenty members best placed in the AD Scientific Index (by world rank on total h-index), 22 August 2026.

Member	Department (Univ.)	World rank	World top %	Greece rank	Inst. rank	h total	h recent	i10 total	Citations total	Conf.
Floros Christos	Accounting and Finance (HMU)	139,075	5.3	1,013	11	44	28	103	7,387	H
Kavussanos Manolis	Accounting and Finance (AUEB)	181,770	6.9	1,380	11	39	25	59	5,492	H
Dimitropoulos Panagiotis	Accounting and Finance (UoP)	231,378	8.8	1,913	8	34	32	63	4,597	H
Tzeremes Panagiotis	Accounting and Finance (UThessaly)	305,437	12	2,621	158	29	28	53	3,288	H
Sariannidis Nikolaos	Accounting and Finance (UoWM)	309,492	12	2,639	14	29	24	70	3,479	H
Drakos Konstantinos	Accounting and Finance (AUEB)	316,883	12	2,699	35	29	19	63	4,177	H

Member	Department (Univ.)	World rank	World top %	Greece rank	Inst. rank	h total	h recent	i10 total	Citations total	Conf.
Staikouras Christos	Accounting and Finance (AUEB)	318,667	12	2,719	36	29	18	45	5,477	H
Skiadopoulos George	Banking and Financial Management (UNIPI)	335,272	13	2,875	34	28	19	37	3,733	H
Chalikias Miltiadis	Accounting and Finance (UNIWA)	350,226	13	3,028	48	27	19	63	3,346	H
Alexandridis Antonis	Accounting and Finance (UoM)	354,446	13	3,083	273	27	16	54	2,148	M
Chatzoudes Dimitrios	Accounting and Finance (IHU)	369,399	14	3,230	107	25	23	45	4,527	M
Dritsaki Chaido	Accounting and Information Systems (IHU)	378,220	14	3,287	19	25	19	41	2,323	M
Spyrou Spyridon	Accounting and Finance (AUEB)	433,763	16	3,783	58	23	16	36	2,882	H
Tsekrekos Andrianos	Accounting and Finance (AUEB)	497,408	19	4,346	66	21	13	28	1,742	H
Nikolaidis Vasileios	Accounting and Finance (UoP)	556,302	21	4,762	173	19	14	33	1,216	M
Santouridis Ilias	Accounting and Finance (UThessaly)	562,651	21	4,826	300	19	13	21	2,368	H
Fassas Athanasios	Accounting and Finance (UThessaly)	585,952	22	5,002	312	18	15	26	1,203	H
Anagnostopoulou Seraina	Banking and Financial Management (UNIPI)	597,566	23	5,104	60	18	13	20	1,375	H
BALLAS APOSTOLOS	Accounting and Finance (AUEB)	645,614	24	5,477	96	17	10	22	1,421	H
Giannoulis Ioannis	Accounting and Finance (HMU)	680,553	26	5,714	393	16	11	31	1,005	M

Table 18c. Business administration, management and marketing: the twenty members best placed in the AD Scientific Index (by world rank on total h-index), 22 August 2026.

Member	Department (Univ.)	World rank	World top %	Greece rank	Inst. rank	h total	h recent	i10 total	Citations total	Conf.
Papadopoulos Nikolaos	Organisation Management, Marketing and Tourism (IHU)	4,759	0.2	30	18	127	89	560	79,457	M
Spinellis Diomidis	Management Science and Technology (AUEB)	57,192	2.2	294	1	62	40	213	16,598	H
TARANTILIS CHRISTOS	Management Science and Technology (AUEB)	103,174	3.9	666	7	50	29	72	7,785	H
Christou Evangelos	Organisation Management, Marketing and Tourism (IHU)	104,059	3.9	677	1	50	24	88	6,463	M
Tarabanis Konstantinos	Business Administration (UoM)	114,641	4.3	759	2	48	24	177	9,668	H
Mastorakis George	Management Science and Technology (HMU)	143,801	5.5	1,048	12	43	34	176	6,687	H
Psomas Evangelos	Business Administration of Food and Agricultural Enterprises (UPatras)	150,686	5.7	1,114	87	42	37	65	7,599	H
Koustelios Athanasios	Business Administration (UThessaly)	169,964	6.4	1,269	77	40	29	92	7,540	H
Menegaki Angeliki	Business and Tourism Management (HMU)	186,250	7.1	1,433	28	38	34	76	6,368	M
Anthopoulos Leonidas	Business Administration (UThessaly)	198,266	7.5	1,549	100	37	30	81	7,567	H
Ioannou Georgios	Management Science and Technology (AUEB)	203,732	7.7	1,611	15	37	22	69	6,115	H
Livieris Ioannis	Business and Organization Administration (UoP)	209,654	7.9	1,673	135	36	29	80	4,851	M
Papadimitriou Dimitra	Business Administration (UPatras)	236,028	8.9	1,945	162	34	26	50	4,459	H
NIKOLAOU IOANNIS	Management Science and Technology (AUEB)	249,119	9.4	2,074	20	33	26	41	8,054	H
Pramatari Aikaterini	Management Science and Technology (AUEB)	252,384	9.6	2,104	21	33	22	66	4,740	H
Vrechopoulos Adam	Management Science and Technology (AUEB)	254,279	9.6	2,132	22	33	20	60	6,462	H
BALTAS GEORGIOS	Marketing and Communication (AUEB)	267,828	10	2,252	23	32	20	48	5,474	H
Lekakos Georgios	Management Science and Technology (AUEB)	269,619	10	2,279	25	32	17	45	6,840	H
Assimakopoulos Costas	Organisation Management, Marketing and Tourism (IHU)	281,138	11	2,383	204	31	20	53	3,321	M
Patakas Angelos	Business Administration of Food and Agricultural Enterprises (UPatras)	281,246	11	2,385	205	31	20	49	3,966	H

Figure 23 names every member of the two selective lists and marks where else each appears - in the AD Scientific Index and in the top-20 of the area under each design - and Figure 24 relates the systems' own metrics to the Google Scholar values of this study.

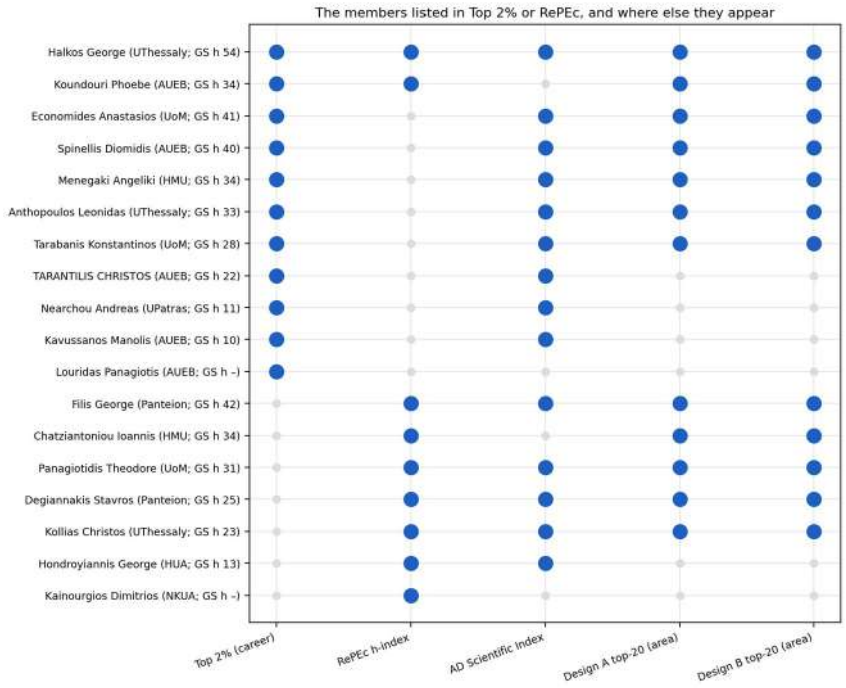

Figure 23. The members listed in the Top 2% career list or in the RePEc h-index list, with their presence in the AD Scientific Index and in the area top-20 of designs A and B (filled = present).

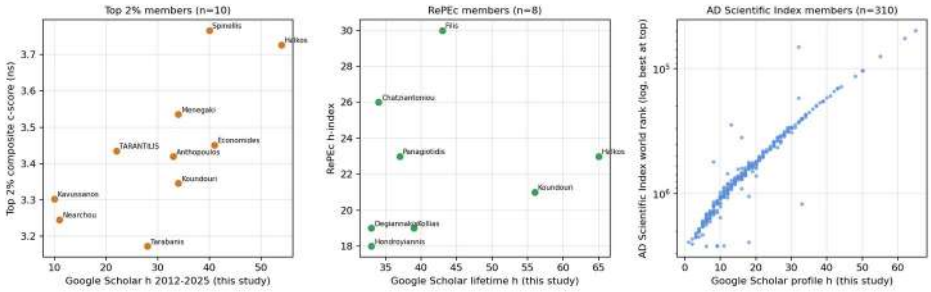

Figure 24. The systems' metrics against this study's Google Scholar values: Top 2% c-score against 2012-2025 h (left), RePEc h-index against lifetime h (centre), AD Scientific Index world rank against profile h (right).

Overlap is small: 2 members appear both in the Top 2% career list and in the RePEc h-index list (Halkos George, Koundouri Phoebe), and 9 of the Top 2% members also hold an AD Scientific Index entry. The three systems measure different things - Scopus-based composite impact across all fields, RePEc-registered economics output, and Google Scholar profile size - and the members they single out overlap only at the top of the Google Scholar and OpenAlex rankings of Sections 5A.5 and 5B.3, which is the comparison Section 5F makes for every member.

5E. Complete per-faculty-member results and rankings, publications 2012-2025 (designs A and B): Google Scholar, with OpenAlex and Semantic Scholar alongside

One line per matched faculty member, department by department. Design A (publications 2012-2025): h-index, i10-index, citations, publications, with ranks within department / university / area / all core departments on h. Design B (documents 2012-2025): own documents P_i, citations C_i, with ranks within department / university / area / all on C_i. Then the updated lifetime values at retrieval (23 August 2026) from the member's Google Scholar profile: h-index, i10-index and total citations; and finally, for the same member, the OpenAlex and Semantic Scholar values: 2012-2025 h / i10 / citations and lifetime h / i10 / citations (blank = not matched in that source). Composite = harmonic mean of ranks within the area (design A metrics: h, citations, publications; design B metrics: citations, papers, lifetime h).

Agricultural Economics and Rural Development (AUA) - ECON - 20 matched of 23 TRS

Member	Grade	A: h	A: i10	A: cites	A: pubs	A: rank h d/u/a/all	A: comp.	B: P_i	B: C_i	B: rank C d/u/a/all	B: comp.	GS profile h/i10/cites	Conf.	OA 2012-25 h/i10/cites	OA life h/i10/cites	S2 2012-25 h/i10/cites	S2 life h/i10/cites
Malesios Chrysovaladis	Assoc.	36	81	7187	227	1/1/4/7	3.8	227	7187	1/1/5/6	4.3	39/89/7971	L			17/29/1107	17/30/1163
Giannakis Elias	Asst.	26	34	3268	80	2/2/11/30	12.4	80	3268	2/2/9/26	16.5	27/35/3311	H	24/29/2263	24/30/2291	22/30/1952	31/46/3312
Demestichas Konstantinos	Asst.	24	42	2811	143	3/3/18/44	14.1	143	2811	3/3/15/41	16.3	26/56/3323	H	18/34/1974	22/45/2322	6/4/94	6/4/99
Drichoutis Andreas	Prof.	23	32	1702	49	4/4/20/49	30.1	49	1702	4/4/30/87	29.3	30/51/3855	H	0/0/0	0/0/0	1/0/5	1/0/5
Rezitis Anthony	Prof.	17	24	985	57	5/5/36/110	44.4	57	985	5/5/57/160	37.6	29/52/2974	H	12/17/452	17/33/947	2/2/61	2/2/61
Costopoulou Constantina	Prof.	12	15	545	55	6/6/75/195	68.4	55	545	9/9/99/258	64.3	19/39/1780	H	8/8/274	13/19/960	9/7/277	14/19/1064
Koutsouris Alexandros	Prof.	12	14	474	40	6/6/75/195	86.8	40	474	10/10/109/275	92.1	15/19/745	H	5/3/128	6/4/190	2/0/6	2/0/6
Karanikolas Pavlos	Prof.	12	13	579	39	6/6/75/195	85.1	39	579	8/8/97/251	92.7	14/18/745	H	10/10/363	11/11/436	9/9/331	10/11/429
Vlahos George	Prof.	11	12	404	52	9/9/88/221	79.2	52	404	12/12/125/308	81.2	14/19/730	H	10/10/400	18/31/1403	0/0/0	0/0/0
Kremmydas Dimitrios	Asst.	11	13	702	46	9/9/88/221	80.0	46	702	6/6/86/227	89.5	11/13/712	L	9/9/437	9/9/443	7/5/131	7/5/138
Ntaliani Maria	Assoc.	10	10	356	34	11/11/108/261	111.6	34	356	14/14/135/327	116.2	12/20/797	H	7/4/157	8/7/375	1/0/2	1/0/2
Angelidou Sofia	Asst.	10	10	357	20	11/11/108/261	128.5	20	357	13/13/134/326	143.0	10/10/357	H	9/9/267	9/9/267	9/8/273	9/8/273
Karetsos Sotirios	Asst.	9	9	409	43	13/13/122/288	100.8	43	409	11/11/124/305	100.8	12/19/946	H	7/5/197	9/9/489	8/6/241	10/10/553
Pavlis Evangelos	Asst.	9	9	601	41	13/13/122/288	95.3	41	601	7/7/94/246	101.3	9/9/611	H	8/7/395	8/7/398	8/7/351	8/7/353
Zarokosta Helen	Asst.	9	9	339	22	13/13/122/288	132.8	22	339	15/15/139/335	144.8	9/9/339	H	2/0/9	2/0/9	5/3/143	5/3/143
Zografakis Stavros	Prof.	7	5	275	21	16/16/157/377	150.9	21	275	16/16/150/360	138.2	12/15/651	H	5/4/122	8/7/261	0/0/0	1/1/23
Kampas Athanasios	Prof.	7	6	240	23	16/16/157/377	150.2	23	240	17/17/160/378	137.6	12/12/548	H	6/4/159	10/10/375	6/5/161	11/11/401
Klonaris Efstathios	Prof.	7	5	170	25	16/16/157/377	150.8	25	170	18/18/179/424	143.3	11/12/460	H	5/5/100	10/10/277	5/4/92	10/10/292
Papadas Christos	Prof.	5	3	117	15	19/19/182/450	182.5	15	117	19/19/189/468	173.7	9/9/290	H	3/1/53	7/5/145	1/0/2	1/0/2
Lagogiannis George	Asst.	4	2	116	11	20/20/193/487	191.7	11	116	20/20/190/470	193.3	5/3/187	L	3/1/63	12/13/524	1/0/5	3/2/83

Accounting and Finance (AUEB) - FIN - 21 matched of 25 TRS

Member	Grade	A: h	A: i10	A: cites	A: pubs	A: rank h d/u/a/all	A: comp.	B: P_i	B: C_i	B: rank C d/u/a/all	B: comp.	GS profile h/i10/cites	Conf.	OA 2012-25 h/i10/cites	OA life h/i10/cites	S2 2012-25 h/i10/cites	S2 life h/i10/cites
TSOUKNIDIS DIMITRIS	Assoc.	19	23	1477	49	1/9/10/85	13.6	49	1477	2/18/13/102	16.4	19/23/1482	H	17/22/1107	17/22/1107	17/20/923	17/20/923
Drakos Konstantinos	Prof.	18	27	1193	60	2/12/12/92	14.7	60	1193	4/23/17/127	9.3	29/62/4146	H	15/20/805	22/41/2611	14/18/712	24/42/2697
Tsekrekos Andrianos	Prof.	17	18	1476	51	3/15/16/110	16.3	51	1476	3/19/14/103	15.9	22/27/1864	H	17/27/1336	20/32/1514	18/28/1282	21/36/1531
KARATZIMAS SOTIRIOS	Asst.	15	17	980	41	4/20/20/139	23.2	41	980	5/29/23/161	25.8	16/19/1041	H	13/13/608	13/14/618	11/12/470	11/13/490
Staikouras Christos	Prof.	14	16	722	38	5/23/21/157	26.5	38	722	7/40/30/218	15.7	28/45/5323	H	13/14/503	24/34/2416	3/1/34	3/1/34
Spyrou Spyridon	Prof.	14	16	1915	29	5/23/21/157	17.4	29	1915	1/10/10/75	14.9	24/36/3031	H	1/0/2	1/0/2	2/1/45	2/1/47
SAKKAS ATHANASIOS	Asst.	13	15	666	21	7/28/25/176	34.2	21	666	8/43/33/232	39.3	13/15/672	H	10/10/509	10/10/509	10/11/418	10/11/418
Kavussanos Manolis	Prof.	10	10	849	20	8/42/38/261	37.2	20	849	6/33/26/190	5.4	39/59/5499	L	8/8/478	33/58/3128	8/8/453	33/47/3055
Tzovas Christos	Assoc.	8	8	166	25	9/56/48/327	54.4	25	166	14/77/72/428	54.0	11/15/637	H	5/4/107	9/9/345	7/6/149	10/10/396
Vlismas Orestes	Assoc.	8	8	636	23	9/56/48/327	43.9	23	636	9/44/35/238	45.7	10/10/696	H	8/6/373	9/8/406	6/6/317	8/8/350
KATSAFADOS APOSTOLOS	Asst.	8	6	286	13	9/56/48/327	61.7	13	286	11/67/61/355	72.4	8/6/287	H	6/6/207	6/6/207	7/7/164	7/7/164
BALLAS APOSTOLOS	Prof.	8	8	240	26	9/56/48/327	52.6	26	240	12/69/67/378	37.7	17/24/1425	H	6/3/161	14/18/825	6/4/173	14/16/763
Rompolis Leonidas	Assoc.	7	3	121	16	13/71/61/377	73.3	16	121	16/81/83/463	74.2	9/7/292	H	6/3/89	9/8/249	6/4/85	8/8/222
Doukakis Leonidas	Prof.	7	7	594	21	13/71/61/377	49.2	21	594	10/46/37/247	49.6	9/9/900	H	6/5/172	8/8/347	6/5/341	8/7/516
Siougle Georgia	Prof.	6	4	116	14	15/75/70/410	79.6	14	116	18/83/86/470	67.2	11/12/339	H	4/2/43	9/9/204	4/3/54	10/11/219
Chalamandaris George	Assoc.	6	4	83	18	15/75/70/410	77.2	18	83	20/89/99/501	74.1	9/8/312	H	4/1/52	6/2/112	3/0/24	3/0/27
Karampinis Nikolaos	Assoc.	6	5	190	20	15/75/70/410	67.8	20	190	13/73/71/411	72.1	7/7/518	H	5/2/103	6/4/273	3/2/87	5/4/258
CHALEVAS CONSTANTINOS	Asst.	5	5	110	13	18/81/84/450	86.9	13	110	19/84/89/476	82.6	8/8/326	H	4/3/70	7/6/166	5/4/68	7/7/187
Demirakos Efthimios	Assoc.	4	3	62	10	19/88/96/487	101.1	10	62	21/91/107/516	101.5	5/5/816	H	3/1/41	6/4/383	4/0/27	4/2/483
Episcopos Athanasios	Prof.	4	2	120	13	19/88/96/487	89.1	13	120	17/82/84/465	67.3	11/11/655	H	4/2/72	8/8/333	4/2/61	9/9/366
Hevas Dimosthenis	Prof.	3	3	142	10	21/92/105/515	94.0	10	142	15/79/80/446	73.9	10/10/628	H	2/1/65	8/6/344	2/1/59	7/6/310

Business Administration (AUEB) - BUS - 17 matched of 29 TRS

Member	Grade	A: h	A: i10	A: cites	A: pubs	A: rank h d/u/a/all	A: comp.	B: P_i	B: C_i	B: rank C d/u/a/all	B: comp.	GS profile h/i10/cites	Conf.	OA 2012-25 h/i10/cites	OA life h/i10/cites	S2 2012-25 h/i10/cites	S2 life h/i10/cites
Petridis Konstantinos	Asst.	22	34	1987	61	1/4/29/59	38.1	61	1987	1/9/40/73	50.1	22/34/1987	H	20/30/1355	20/30/1355	2/1/29	2/1/29
Kouretas Georgios	Prof.	21	34	1435	95	2/7/36/71	34.6	95	1435	5/20/58/107	31.7	30/72/4364	H	18/27/956	24/55/2691	17/23/860	25/55/2710
Thanos Ioannis	Assoc.	19	23	1600	41	3/9/44/85	55.8	41	1600	4/16/53/95	65.2	21/27/2129	H	14/20/764	18/25/1125	17/21/836	20/26/1256
Anastasiou Dimitrios	Asst.	18	24	1714	52	4/12/49/92	51.3	52	1714	2/12/45/84	60.3	18/25/1737	L	27/45/4081	30/50/6900	3/1/45	3/1/45
Kapoutsis Ilias	Assoc.	16	18	884	34	5/16/65/126	84.3	34	884	8/32/93/182	100.3	16/19/1029	H	12/16/491	13/18/587	1/0/2	2/0/7
Dedoulis Emmanouil	Prof.	12	12	1648	22	6/32/93/195	81.1	22	1648	3/15/50/92	85.7	14/14/1776	H	11/12/1092	13/14/1171	12/12/963	13/14/1039

Member	Grade	A: h	A: i10	A: cites	A: pubs	A: rank h d/u/a/all	A: comp.	B: P_i	B: C_i	B: rank C d/u/a/all	B: comp.	GS profile h/i10/cites	Conf.	OA 2012-25 h/i10/cites	OA life h/i10/cites	S2 2012-25 h/i10/cites	S2 life h/i10/cites
Chatzopoulou Elena	Asst.	11	11	1027	31	7/37/103/221	98.1	31	1027	6/26/78/150	107.2	11/11/1027	H	10/10/2163	10/10/2163	9/9/550	9/9/550
Salavou Eleni	Prof.	9	9	444	15	8/48/127/288	143.5	15	444	11/58/131/289	121.6	18/19/3748	H	9/9/310	16/19/1946	9/8/233	16/18/2183
Kardaras Dimitrios	Assoc.	8	8	448	34	9/56/144/327	124.3	34	448	10/57/129/285	113.1	15/18/1513	L	6/5/118	7/6/131	6/5/103	6/5/103
Sarantopoulos Panagiotis	Asst.	8	8	1017	15	9/56/144/327	121.5	15	1017	7/28/81/155	128.0	8/8/1018	H	7/7/548	8/8/595	0/0/0	1/0/3
Papalexandris Alexandros	Assoc.	6	4	526	15	11/75/171/410	155.3	15	526	9/50/124/263	150.6	10/10/2787	H	4/3/287	10/10/1501	5/4/297	11/11/2221
Bratis Theodoros	Asst.	6	6	184	10	11/75/171/410	181.2	10	184	12/75/173/419	189.8	6/6/191	H	6/5/131	6/5/133	5/4/119	5/4/119
Lorentziadis Panagiotis	Asst.	5	4	139	9	13/81/186/450	191.9	9	139	13/80/186/450	191.6	7/6/230	H	4/3/88	6/5/169	4/3/85	6/5/169
Pinopoulos Ioannis	Asst.	5	3	92	16	13/81/186/450	188.3	16	92	14/88/200/491	191.6	6/4/108	H	5/2/74	6/3/86	5/2/53	5/3/64
Ioannidis Antonios	Asst.	2	0	18	5	15/95/212/534	213.0	5	18	15/95/213/541	199.3	8/6/827	L	3/2/33	3/2/33		
Drakos Anastasios	Prof.	1	0	10	2	16/98/217/546	217.3	2	10	16/97/217/548	217.7	3/2/139	H	1/0/9	4/3/146	1/0/10	2/1/39
Kouloridas Athanasios	Asst.	0	0	0	0	17/99/219/555	219.3	0	0	17/99/219/555	219.0	3/2/61	H			0/0/0	3/1/18

Economics (AUEB) - ECON - 16 matched of 20 TRS

Member	Grade	A: h	A: i10	A: cites	A: pubs	A: rank h d/u/a/all	A: comp.	B: P_i	B: C_i	B: rank C d/u/a/all	B: comp.	GS profile h/i10/cites	Conf.	OA 2012-25 h/i10/cites	OA life h/i10/cites	S2 2012-25 h/i10/cites	S2 life h/i10/cites
Tzavalis Elias	Prof.	16	20	1176	61	1/16/45/126	42.9	61	1176	1/24/44/129	40.5	26/46/4635	H	14/20/914	21/51/3194	14/17/825	23/49/3184
VASSILATOS VANGHELIS	Prof.	11	13	374	39	2/37/88/221	98.0	39	374	6/61/131/319	93.0	16/21/846	H	10/11/303	12/16/544	11/12/246	15/22/651
ALEXOPOULOS ANGELOS	Asst.	11	11	485	31	2/37/88/221	98.9	31	485	3/53/106/272	107.3	10/10/551	H	6/5/210	7/6/261	10/10/370	13/14/472
Dendramis Yiannis	Assoc.	10	11	414	29	4/42/108/261	114.4	29	414	5/59/121/300	125.8	10/11/414	H	11/12/319	11/12/319	10/10/276	10/10/276
KYRIAKOPOULOU EFTHYMIA	Asst.	10	10	451	16	4/42/108/261	125.3	16	451	4/56/114/284	131.1	12/13/498	H	8/7/211	8/7/227		
Varthalitis Petros	Asst.	9	9	319	48	6/48/122/288	97.0	48	319	7/64/146/347	103.3	9/9/319	H	8/7/196	8/7/196	10/10/249	10/10/249
Dioikitopoulos Evangelos	Assoc.	9	9	242	20	6/48/122/288	142.1	20	242	9/68/159/377	147.6	11/11/320	H	7/6/129	8/8/172	7/6/132	8/8/186
Vettas Nikolaos	Prof.	8	8	297	51	8/56/137/327	94.9	51	297	8/66/148/352	67.1	21/31/1419	H	8/7/186	16/23/883	7/6/141	16/23/859
Sakellaris Plutarchos	Prof.	8	7	190	28	8/56/137/327	139.9	28	190	12/73/174/411	104.0	18/23/1808	H	7/5/154	16/21/903	9/9/177	16/25/1345
ANTONIOU FABIO	Assoc.	8	8	208	19	8/56/137/327	153.0	19	208	11/72/172/403	161.0	9/9/247	H	9/8/160	10/10/364	8/6/138	9/7/187
Sarantides Vassilis	Asst.	8	7	494	21	8/56/137/327	125.7	21	494	2/52/103/268	131.1	9/8/510	H	7/4/167	9/7/377	7/7/244	9/9/452
NICOLITSAS DAPHNE	Assoc.	7	6	239	24	12/71/157/377	148.0	24	239	10/70/161/380	123.4	14/17/2396	H	7/6/195	19/23/1483	5/5/226	13/14/1753
Pagratis Spyridon	Assoc.	5	5	153	10	13/81/182/450	187.3	10	153	13/78/181/441	184.4	8/7/247	H	5/4/133	5/4/141	6/5/134	6/5/148
KOSPENTARIS IOANNIS	Asst.	5	5	103	19	13/81/182/450	175.3	19	103	15/86/195/485	179.9	5/5/103	H	4/2/51	4/2/51	4/2/42	4/2/42
Zacharias Eleftherios	Assoc.	4	2	105	15	15/88/193/487	187.7	15	105	14/85/194/481	181.3	8/7/221	H	3/2/68	7/5/182	3/1/34	7/4/194
MANALIS GEORGIOS	Asst.	3	1	27	11	16/92/204/515	202.6	11	27	16/94/213/534	205.2	3/1/27	H	3/0/19	3/0/19	1/0/6	1/0/6

International and European Economic Studies (AUEB) - ECON - 15 matched of 24 TRS

Member	Grade	A: h	A: i10	A: cites	A: pubs	A: rank h d/u/a/all	A: comp.	B: P_i	B: C_i	B: rank C d/u/a/all	B: comp.	GS profile h/i10/cites	Conf.	OA 2012-25 h/i10/cites	OA life h/i10/cites	S2 2012-25 h/i10/cites	S2 life h/i10/cites
Koundouri Phoebe	Prof.	34	96	6188	501	1/2/6/11	2.2	501	6188	1/1/6/10	1.8	53/172/14243	L	26/58/3665	42/116/7911	6/3/541	6/3/547
Tsakloglou Panagiotis	Prof.	14	15	795	35	2/23/59/157	71.4	35	795	3/36/70/195	27.7	34/65/4025	H	0/0/0	1/0/2	0/0/0	3/2/90
Economides George	Prof.	13	17	790	56	3/28/69/176	60.4	56	790	4/37/72/197	56.2	20/30/1968	H	11/12/489	17/28/1280	2/0/14	2/0/14
Vella Eugenia	Asst.	12	14	539	40	4/32/75/195	84.8	40	539	6/49/100/261	99.2	12/15/557	H	8/6/161	8/7/172	9/9/302	10/11/422
Blavoukos Spyros	Prof.	12	16	482	58	4/32/75/195	66.1	58	482	8/54/107/273	59.7	20/28/1429	H	9/9/226	13/18/675	8/8/216	14/18/676
Pagoulatos Georgios	Prof.	11	12	456	42	6/37/88/221	89.7	42	456	9/55/112/281	70.6	21/35/1657	H	8/6/217	17/21/772	7/4/131	23/42/2490
Konstantinou Panagiotis	Asst.	10	11	301	32	7/42/108/261	116.0	32	301	11/65/147/351	117.1	13/17/562	H	10/13/313	15/22/739	10/11/353	15/21/849
Katsimi Margarita	Prof.	9	9	505	35	8/48/122/288	104.0	35	505	7/51/101/265	96.6	14/18/1079	H	6/5/112	14/19/776	7/6/183	15/19/1036
Milliou Chrysovalantou Vasiliki	Prof.	9	8	343	16	8/48/122/288	140.1	16	343	10/63/137/333	135.0	13/16/906	H	6/6/288	12/13/599	7/7/342	12/15/775
PANOUSI VASIA	Assoc.	8	8	1257	13	10/56/137/327	79.7	13	1257	2/22/40/118	77.9	12/14/1651	H			6/5/217	10/10/1135
Kammas Pantelis	Assoc.	8	8	630	29	10/56/137/327	111.2	29	630	5/45/91/239	99.7	14/17/1477	H	8/6/387	13/14/888	7/7/393	13/13/964
Moutos Thomas	Prof.	7	6	171	33	12/71/157/377	136.2	33	171	12/76/177/422	94.4	19/33/1360	H	3/1/42	16/26/955	5/3/121	20/32/1335
Demos Antonios	Prof.	5	2	65	16	13/81/182/450	183.6	16	65	13/90/203/513	157.6	12/14/598	H	4/1/36	8/7/345	2/0/10	5/1/51
Pechlivanos Lambros	Asst.	2	0	10	5	14/95/214/534	217.3	5	10	15/97/221/548	194.0	9/9/407	H	2/0/7	8/5/241	3/0/9	8/8/276
TRIVIZA ELEFTHERIA	Asst.	2	0	13	7	14/95/214/534	215.3	7	13	14/96/220/545	216.9	2/0/13	H			1/0/4	1/0/4

Management Science and Technology (AUEB) - BUS - 15 matched of 20 TRS

Member	Grade	A: h	A: i10	A: cites	A: pubs	A: rank h d/u/a/all	A: comp.	B: P_i	B: C_i	B: rank C d/u/a/all	B: comp.	GS profile h/i10/cites	Conf.	OA 2012-25 h/i10/cites	OA life h/i10/cites	S2 2012-25 h/i10/cites	S2 life h/i10/cites
Spinellis Diomidis	Prof.	40	86	5779	191	1/1/2/5	3.0	191	5779	1/2/4/11	2.0	62/213/16615	H	28/68/3232	49/150/9102		
TARANTILIS CHRISTOS	Prof.	22	24	1698	28	2/4/29/59	47.5	28	1698	4/13/47/88	5.7	50/72/7790	H	20/21/1085	43/70/4860	22/24/1369	43/70/5779
NIKOLAOU IOANNIS	Prof.	21	23	2512	29	3/7/36/71	42.2	29	2512	3/5/28/52	29.4	33/41/8062	H	19/24/1282	28/46/3929	4/2/44	4/3/61
Pramatari Aikaterini	Prof.	19	31	1672	71	4/9/44/85	42.5	71	1672	5/14/48/90	28.1	33/67/4744	H	1/0/1	1/0/1	1/0/1	1/0/1
Lekakos Georgios	Prof.	16	18	4523	37	5/16/65/126	17.8	37	4523	2/3/7/14	15.1	32/45/6842	H	1/0/1	1/1/27	1/0/1	1/1/39
MOURTOS IOANNIS	Prof.	15	18	819	59	6/20/71/139	70.1	59	819	10/35/98/194	72.2	19/28/1151	L	12/13/478	16/22/730	3/1/36	3/1/36
Vrechopoulos Adam	Prof.	14	16	1504	34	7/23/79/157	74.5	34	1504	6/17/55/100	34.7	33/60/6465	H	8/8/481	22/34/2342	10/10/513	25/38/3505
Pouloudi Nancy	Prof.	14	18	927	31	7/23/79/157	93.9	31	927	8/31/89/174	46.3	32/58/4123	L	0/0/0	0/0/0	10/13/424	11/18/592
Zachariadis Emmanouil	Assoc.	13	13	839	16	9/28/84/176	108.0	16	839	9/34/97/191	95.3	22/24/2332	L	11/11/494	20/24/1561	12/13/596	22/24/1632
DELIGIANNI IOANNA	Assoc.	10	10	706	16	10/42/117/261	128.9	16	706	11/41/109/223	141.6	10/10/718	H	8/8/450	8/8/456	10/10/450	10/10/457
KRAVARITI FOTEINI	Asst.	9	9	1030	29	11/48/127/288	105.3	29	1030	7/25/77/149	112.3	9/9/1030	H	6/6/524	6/6/524	7/6/450	7/6/450
Androutsopoulos Konstantinos	Assoc.	8	7	572	11	12/56/144/327	146.7	11	572	12/47/118/253	114.0	19/21/2114	H	7/7/396	16/19/1344	10/10/569	25/31/2394
Soderquist Klas-Eric	Prof.	8	8	366	19	12/56/144/327	151.1	19	366	13/62/143/323	86.6	25/33/3724	H	6/5/300	22/27/1910	8/8/259	19/29/1987
Chatziantoniou Damianos	Prof.	6	2	61	13	14/75/171/410	188.2	13	61	15/92/207/517	159.0	14/17/727	H	3/0/23	12/13/469	4/0/28	13/14/565
Poulymenakou Angeliki	Prof.	3	3	101	5	15/92/208/515	206.5	5	101	14/87/198/486	103.6	24/47/3208	H	2/1/49	16/21/1215	2/1/42	18/29/1509

Marketing and Communication (AUEB) - BUS - 15 matched of 19 TRS

Member	Grade	A: h	A: i10	A: cites	A: pubs	A: rank h d/u/a/all	A: comp.	B: P_i	B: C_i	B: rank C d/u/a/all	B: comp.	GS profile h/i10/cites	Conf.	OA 2012-25 h/i10/cites	OA life h/i10/cites	S2 2012-25 h/i10/cites	S2 life h/i10/cites
LAPPAS THEODOROS	Asst.	23	33	2151	53	1/3/23/49	33.2	53	2151	3/7/33/65	40.1	28/41/3808	H	21/29/1418	24/37/2600	21/29/1403	23/37/2706
Repoussis Panagiotis	Assoc.	22	22	1778	27	2/4/29/59	46.6	27	1778	5/11/44/80	45.7	30/33/2795	H	22/24/1511	32/46/3015	22/25/1660	32/46/3044
Drosos Dimitrios	Asst.	18	29	1020	69	3/12/49/92	51.7	69	1020	7/27/79/153	60.9	18/31/1067	M	13/17/584	17/23/782	1/0/8	3/0/15
BALTAS GEORGIOS	Prof.	16	17	1313	33	4/16/65/126	74.5	33	1313	6/21/63/115	42.7	32/48/5474	H	0/0/0	1/1/16	0/0/0	1/1/18
Vakola Maria	Prof.	15	16	2037	34	5/20/71/139	59.4	34	2037	4/8/37/70	40.0	31/41/10121	H	11/13/907	27/36/4511	11/13/822	25/35/4566
Skarmeas Dionysis	Prof.	13	14	4139	18	6/28/84/176	25.5	18	4139	1/4/10/20	22.7	27/29/7507	H	13/13/2637	23/24/4258	13/13/2605	23/24/4350
KARANTINOU KALIPSO	Assoc.	12	12	543	40	7/32/93/195	97.5	40	543	12/48/121/259	104.2	14/16/879	H	10/10/356	12/13/527	9/8/295	10/11/481
GEORGIOU KONSTANTINA	Asst.	12	12	773	17	7/32/93/195	113.2	17	773	9/38/100/204	128.3	12/12/773	H	12/14/493	12/14/493	10/10/419	10/10/419
GKYPALI ARETI	Asst.	11	11	952	17	9/37/103/221	110.8	17	952	8/30/86/169	122.6	11/11/958	H	10/10/605	11/11/629	11/11/609	11/11/612
Dimitriadis Sergios	Prof.	10	11	2305	13	10/42/117/261	65.1	13	2305	2/6/31/57	48.9	25/31/5267	H	8/7/935	20/24/2561	8/8/974	21/24/2769
Nikandrou Irini	Assoc.	9	9	402	27	11/48/127/288	134.4	27	402	13/60/137/309	115.1	18/22/1930	H	8/7/222	15/19/972	8/6/205	15/17/1031
KAMINAKIS KONSTANTINOS	Asst.	9	9	753	25	11/48/127/288	123.0	25	753	10/39/102/210	132.7	9/9/753	H	9/8/427	9/8/427	9/6/281	9/6/281
Kokkinaki Flora	Prof.	8	8	706	27	13/56/144/327	129.0	27	706	11/41/109/223	78.8	25/27/6023	H	7/7/386	17/24/2677	7/7/377	16/25/2802
Argouslidis Paraskevas	Prof.	5	5	210	11	14/81/186/450	180.2	11	210	14/71/160/400	139.0	17/20/1254	H	5/5/127	14/19/703	5/5/131	13/16/745
Panayotopoulou Leda	Asst.	4	1	36	14	15/88/200/487	199.6	14	36	15/93/211/529	159.6	14/15/1846	H	3/0/18	12/12/851	3/0/19	12/13/964

Economics (AUTH) - ECON - 25 matched of 29 TRS

Member	Grade	A: h	A: i10	A: cites	A: pubs	A: rank h d/u/a/all	A: comp.	B: P_i	B: C_i	B: rank C d/u/a/all	B: comp.	GS profile h/i10/cites	Conf.	OA 2012-25 h/i10/cites	OA life h/i10/cites	S2 2012-25 h/i10/cites	S2 life h/i10/cites
Panos Georgios	Prof.	35	69	16669	167	1/1/5/9	2.1	167	16669	1/1/1/1	2.3	32/61/17574	H	25/48/2790	26/57/3316	5/4/739	8/8/1123
Papadamou Stefanos	Prof.	32	73	4176	120	2/2/7/16	8.8	120	4176	2/2/8/18	9.8	37/82/4926	L			1/1/22	1/1/22
Gkorezis Panagiotis	Prof.	28	36	2221	45	3/3/10/22	18.8	45	2221	5/5/22/62	26.8	30/40/2508	H	21/31/1229	23/34/1350	26/42/1844	28/45/1994
Katrakylidis Konstantinos	Prof.	22	32	1940	48	4/4/24/59	30.8	48	1940	6/6/25/74	27.6	30/51/2823	L	2/1/19	2/1/19	2/0/5	2/1/41
Boutsouki Christina	Prof.	18	25	1218	56	5/5/33/92	39.8	56	1218	7/7/42/124	44.9	22/33/2329	H	15/19/680	18/24/1301	15/17/642	18/22/1238
Papana Angeliki	Asst.	17	20	3067	31	6/6/36/110	24.9	31	3067	3/3/12/32	27.5	20/26/3357	H	15/16/2775	16/19/2907	14/17/1994	16/22/2148
Tsaliki Persefoni	Prof.	15	19	750	41	7/7/50/139	66.7	41	750	14/14/81/211	69.5	20/35/1273	H	12/14/373	14/22/639	10/11/297	15/21/599
Siamagka Nikoletta Theofania	Assoc.	15	15	2245	35	7/7/50/139	38.3	35	2245	4/4/21/61	41.6	17/17/4183	H	13/15/1347	13/16/2355	12/14/1247	13/15/2293
Fousekis Panagiotis	Prof.	14	25	858	60	9/9/59/157	53.3	60	858	10/10/67/188	52.2	20/45/1462	H	1/0/1	1/0/3	12/14/546	16/30/987
Tsadiras Athanasios	Prof.	14	18	760	41	9/9/59/157	70.7	41	760	13/13/78/207	65.4	21/31/1803	H	11/14/457	14/20/1008	8/7/318	14/15/947
Kosmidou Kyriaki	Asst.	14	17	614	36	9/9/59/157	77.3	36	614	15/15/93/243	52.1	28/44/6205	H	12/14/411	22/35/3220	11/12/383	20/31/3676
Papadopoulos Chrissoleon	Prof.	13	14	775	30	12/12/69/176	81.7	30	775	12/12/76/202	35.4	32/49/5523	H	11/11/479	26/42/2074	4/4/260	10/10/681
Kousenidis Dimitrios	Prof.	12	12	820	26	13/13/75/195	83.3	26	820	11/11/69/193	84.1	16/19/1136	H	10/10/486	12/15/653	9/9/444	12/14/623
Trachanas Emmanouil	Prof.	11	14	1210	21	14/14/88/221	72.3	21	1210	8/8/43/126	76.7	13/16/1266	H	10/10/793	11/11/812	10/10/788	11/11/816
Spathis Charalambos	Prof.	11	12	1154	35	14/14/88/221	69.1	35	1154	9/9/47/133	35.4	30/45/6639	H	9/9/599	27/36/3698	8/8/557	26/34/3787
Ioannidis Evangelos	Assoc.	11	15	268	24	14/14/88/221	117.4	24	268	22/22/154/364	138.9	11/15/268	H	10/10/236	12/19/684	0/0/0	1/0/7
Psaltopoulos Dimitrios	Prof.	10	10	378	29	17/17/108/261	117.0	29	378	19/19/130/317	92.3	19/34/1828	L	6/3/110	12/14/779	8/7/149	14/22/958

Member	Grade	A: h	A: i10	A: cites	A: pubs	A: rank h d/u/a/all	A: comp.	B: P_i	B: C_i	B: rank C d/u/a/all	B: comp.	GS profile h/i10/cites	Conf.	OA 2012-25 h/i10/cites	OA life h/i10/cites	S2 2012-25 h/i10/cites	S2 life h/i10/cites
Desli Evangelia	Asst.	9	8	328	19	18/18/122/288	138.7	19	328	21/21/144/345	113.5	16/17/1827	H	6/6/200	13/14/865	7/6/194	13/14/1194
Karampela Sofia	Asst.	9	9	586	40	18/18/122/288	97.5	40	586	16/16/95/248	103.8	10/10/612	H	8/8/328	8/8/330	9/9/340	9/9/348
Zikopoulos Christos	Assoc.	8	8	340	15	20/20/137/327	148.5	15	340	20/20/138/334	142.2	12/13/1011	H	7/6/217	10/11/750	2/1/26	2/1/26
Diamantidis Alexandros	Assoc.	7	3	110	21	21/21/157/377	162.8	21	110	25/25/192/476	163.2	9/8/396	H	6/5/157	18/18/688	4/1/57	7/5/233
Kampouri Katerina	Assoc.	6	6	218	24	22/22/171/410	153.9	24	218	23/23/168/395	158.9	6/6/218	H	6/2/116	6/2/116	5/2/105	5/2/105
Zarotiadis Grigorios	Prof.	6	5	487	52	22/22/171/410	88.5	52	487	17/17/105/270	85.9	10/10/596	L	1/0/4	1/0/4	5/3/210	7/4/254
Dadakas Dimitrios	Asst.	5	3	116	13	24/24/182/450	186.6	13	116	24/24/190/470	187.6	7/5/206	H	3/3/147	5/5/200	3/2/59	6/3/121
Tsipouridou Maria	Assoc.	5	5	465	19	24/24/182/450	142.9	19	465	18/18/111/278	144.7	6/6/875	H	5/5/279	6/6/518	5/3/238	6/4/496

Economics (DUTH) - ECON - 10 matched of 19 TRS

Member	Grade	A: h	A: i10	A: cites	A: pubs	A: rank h d/u/a/all	A: comp.	B: P_i	B: C_i	B: rank C d/u/a/all	B: comp.	GS profile h/i10/cites	Conf.	OA 2012-25 h/i10/cites	OA life h/i10/cites	S2 2012-25 h/i10/cites	S2 life h/i10/cites
Vlados Charalampos	Assoc.	25	57	2049	161	1/1/15/37	10.9	161	2049	1/1/24/69	12.5	27/63/2213	L	0/0/0	0/0/0	10/11/236	10/12/256
Dimitriou Dimitrios	Prof.	20	34	1229	106	2/2/30/79	24.1	106	1229	3/3/41/122	26.9	21/40/1599	H	16/29/759	17/32/845	6/4/102	6/4/102
Dokas Ioannis	Prof.	20	42	1772	97	2/2/30/79	23.8	97	1772	2/2/27/81	26.0	19/35/2215	H	18/33/1225	20/42/1504	12/17/477	14/22/580
Sartzetaki Maria	Assoc.	15	17	695	53	4/4/50/139	59.3	53	695	5/5/88/229	71.5	15/18/720	H	13/16/450	13/16/451	10/13/285	11/14/302
Poufinas Thomas	Assoc.	11	11	1141	76	5/5/88/221	44.2	76	1141	4/4/48/135	46.9	11/11/1152	H	8/7/711	8/7/717	8/8/622	8/8/629
Karagkouni Aristi	Asst.	10	10	337	46	6/6/108/261	97.3	46	337	6/6/141/337	105.3	10/10/337	H	9/9/221	9/9/221	9/8/181	9/8/181
Koutroukis Theodoros	Prof.	8	6	239	68	7/7/137/327	67.0	68	239	7/7/161/380	68.5	9/8/404	L	6/4/117	7/4/126	6/3/98	6/3/107
Dalla Eleni	Asst.	7	2	78	13	8/8/157/377	179.8	13	78	8/8/200/506	190.8	7/2/78	L	4/0/36	4/0/36	5/0/43	5/0/43
Kollias Konstantinos	Asst.	3	1	51	10	9/9/204/515	203.0	10	51	9/9/205/520	205.5	3/1/51	H	3/1/41	3/1/41	2/1/43	2/1/43
Rigopoulos Konstantinos	Asst.	1	0	1	15	10/10/219/546	204.4	15	1	10/10/224/554	205.5	1/0/1	H	1/0/1	1/0/1	1/0/1	1/0/1

Accounting and Finance (HMU) - FIN - 7 matched of 12 TRS

Member	Grade	A: h	A: i10	A: cites	A: pubs	A: rank h d/u/a/all	A: comp.	B: P_i	B: C_i	B: rank C d/u/a/all	B: comp.	GS profile h/i10/cites	Conf.	OA 2012-25 h/i10/cites	OA life h/i10/cites	S2 2012-25 h/i10/cites	S2 life h/i10/cites
Chatziantoniou Ioannis	Assoc.	34	49	9351	66	1/2/1/11	1.4	66	9351	1/1/1/4	2.1	34/49/9352	H	32/48/7196	32/48/7196	32/45/6606	32/45/6606
Floros Christos	Prof.	32	65	4307	132	2/4/2/16	1.5	132	4307	2/3/2/15	1.2	44/104/7394	H	26/51/2911	32/77/4559	26/48/2624	34/77/4531
Vasileiou Evangelos	Assoc.	14	21	693	63	3/13/21/157	18.5	63	693	3/16/32/230	20.6	14/21/694	H	11/13/547	11/13/552	35/59/6049	84/163/23603
Vortelinos Dimitrios	Asst.	12	16	555	64	4/15/29/195	19.9	64	555	4/17/39/255	21.2	12/17/567	H	8/5/349	8/5/369	8/7/328	8/7/335
Arvanitis Stavros	Prof.	8	8	351	19	5/21/48/327	54.0	19	351	5/21/51/330	53.5	11/12/536	H	5/4/228	7/5/293	8/8/439	10/10/490
Galyfianakis Georgios	Assoc.	7	5	156	13	6/23/61/377	73.3	13	156	7/25/76/435	83.0	7/5/156	H	5/2/77	5/2/77	5/2/62	5/2/62
Grydaki Maria	Asst.	5	5	335	12	7/27/84/450	74.0	12	335	6/22/56/340	74.6	7/7/401	H	5/5/156	6/6/180	6/6/204	7/7/231

Business and Tourism Management (HMU) - BUS - 13 matched of 17 TRS

Member	Grade	A: h	A: i10	A: cites	A: pubs	A: rank h d/u/a/all	A: comp.	B: P_i	B: C_i	B: rank C d/u/a/all	B: comp.	GS profile h/i10/cites	Conf.	OA 2012-25 h/i10/cites	OA life h/i10/cites	S2 2012-25 h/i10/cites	S2 life h/i10/cites
Menegaki Angeliki	Assoc.	34	70	4244	124	1/2/6/11	7.8	124	4244	1/4/8/17	9.2	38/76/6375	L	28/53/2689	32/59/4248	29/60/2764	32/65/4223
Garefalakis Alexandros	Assoc.	28	65	2793	198	2/5/11/22	6.4	198	2793	3/6/22/43	7.3	29/66/5766	H	20/36/1500	21/38/1550	20/36/1215	20/39/1295
Passas Ioannis	Asst.	22	32	3314	53	3/7/29/59	24.5	53	3314	2/5/14/24	28.3	23/35/3398	H	19/25/1970	19/25/1977	17/25/1723	17/25/1729
Bourdena Athina	Asst.	19	34	1018	97	4/9/44/85	37.2	97	1018	7/13/80/154	41.6	20/35/1089	H	17/28/796	18/29/825	17/30/762	18/31/806
Kritsotakis Georgios	Assoc.	18	23	1057	46	5/10/49/92	62.0	46	1057	6/12/73/143	71.3	20/28/1303	H	2/1/30	2/1/30	1/0/6	1/0/6
Rovithis Michail	Assoc.	18	31	1346	77	5/10/49/92	43.4	77	1346	5/10/61/113	48.8	19/34/1438	L	12/15/567	12/15/571	2/1/40	2/1/40
Kladou Stella	Asst.	15	18	2070	61	7/12/71/139	49.1	61	2070	4/7/36/68	52.9	16/19/2110	H	12/12/1033	12/12/1034	12/12/933	12/12/934
Apostolakis Alexandros	Prof.	14	15	929	69	8/13/79/157	61.2	69	929	8/14/88/173	62.5	18/23/2038	H	12/13/626	14/20/1176	0/0/0	0/0/0
Kourgiantakis Markos	Assoc.	10	10	446	38	9/20/117/261	110.7	38	446	9/18/130/286	112.4	13/14/949	H	7/6/257	9/9/569	5/5/175	6/6/308
Papadaki Eirini	Assoc.	8	6	210	47	10/21/144/327	107.5	47	210	10/23/160/400	112.6	8/8/242	H	6/4/140	6/4/150	1/0/1	1/0/1
Xanthos Georgios	Assoc.	7	5	145	33	11/23/161/377	145.2	33	145	11/26/184/444	151.1	7/5/150	H	3/0/26	3/0/26	2/0/11	2/0/11
Sitzimis Ioannis	Asst.	6	3	140	22	12/26/171/410	171.4	22	140	12/27/185/448	179.0	6/3/145	H	5/1/83	5/1/83	5/2/82	5/2/85
Apladas Georgios	Asst.	2	0	6	4	13/28/212/534	215.3	4	6	13/29/218/550	218.3	2/0/7	H	2/0/5	2/0/5	1/0/4	1/0/5

Management Science and Technology (HMU) - BUS - 9 matched of 12 TRS

Member	Grade	A: h	A: i10	A: cites	A: pubs	A: rank h d/u/a/all	A: comp.	B: P_i	B: C_i	B: rank C d/u/a/all	B: comp.	GS profile h/i10/cites	Conf.	OA 2012-25 h/i10/cites	OA life h/i10/cites	S2 2012-25 h/i10/cites	S2 life h/i10/cites
Mastorakis George	Assoc.	42	168	6405	383	1/1/1/2	1.0	383	6405	1/2/1/7	1.4	43/176/6692	H	36/134/4657	36/140/4784	34/136/4691	34/143/4861
Panagiotakis Costas	Prof.	24	38	1799	80	2/6/21/44	28.8	80	1799	2/8/43/79	32.5	30/61/3050	H	20/29/1300	24/48/2129	2/0/7	2/0/7
Lemonakis Christos	Prof.	22	48	1648	122	3/7/29/59	21.8	122	1648	3/9/50/92	25.2	22/48/1650	H	15/25/793	15/25/793	15/23/708	15/23/708
Papoutsakis Konstantinos	Asst.	12	15	1121	40	4/15/93/195	81.5	40	1121	4/11/70/138	89.1	12/16/1142	H	9/9/683	10/10/694	3/1/36	3/1/39
Papadakis Stelios	Prof.	11	12	437	22	5/17/103/221	127.5	22	437	6/19/132/291	117.9	18/26/1640	L	9/9/260	16/22/1079	2/1/18	2/1/18
Vassakis Konstantinos	Asst.	11	14	901	35	5/17/103/221	98.3	35	901	5/15/90/178	107.5	11/14/903	H	7/4/383	7/4/383	7/5/308	7/5/308
Perakakis Manos	Assoc.	11	14	392	29	5/17/103/221	122.0	29	392	7/20/138/314	136.5	11/14/392	H	9/7/207	13/14/418	9/7/179	13/14/425
Fanourgiakis John	Assoc.	7	6	185	44	8/23/161/377	118.3	44	185	8/24/172/418	122.2	7/6/187	H	7/5/117	7/5/117	6/5/95	6/5/95
Dimotikalis Yiannis	Asst.	1	1	39	8	9/29/217/546	212.3	8	39	9/28/210/528	209.7	5/5/109	H	3/0/34	3/0/34	0/0/0	2/1/14

Economics and Sustainable Development (HUA) - ECON - 5 matched of 7 TRS

Member	Grade	A: h	A: i10	A: cites	A: pubs	A: rank h d/u/a/all	A: comp.	B: P_i	B: C_i	B: rank C d/u/a/all	B: comp.	GS profile h/i10/cites	Conf.	OA 2012-25 h/i10/cites	OA life h/i10/cites	S2 2012-25 h/i10/cites	S2 life h/i10/cites
Kostakis Ioannis	n/s	22	34	1592	68	1/1/24/59	28.5	68	1592	2/2/31/96	35.2	22/36/1641	H	19/25/961	20/26/1087	18/26/886	19/27/1016
Sardianou Eleni	n/s	21	28	1736	54	2/2/29/71	33.3	54	1736	1/1/28/82	34.5	27/35/2974	H	18/23/1037	21/29/1936	4/4/108	5/4/113
Pegkas Panagiotis	n/s	17	18	1554	33	3/3/36/110	44.1	33	1554	3/3/33/99	55.6	17/18/1554	M	13/15/838	13/15/838	13/14/849	13/14/849
Hondroyiannis George	n/s	13	16	699	22	4/4/69/176	90.4	22	699	4/4/87/228	31.4	33/64/4825	H	16/26/723	30/77/3532	12/13/432	31/59/3554
Solaki Melina	n/s	1	1	58	2	5/5/219/546	214.7	2	58	5/5/204/518	216.0	1/1/58	L	0/0/0	0/0/0	2/1/29	2/1/29

Accounting and Finance (IHU) - FIN - 6 matched of 14 TRS

Member	Grade	A: h	A: i10	A: cites	A: pubs	A: rank h d/u/a/all	A: comp.	B: P_i	B: C_i	B: rank C d/u/a/all	B: comp.	GS profile h/i10/cites	Conf.	OA 2012-25 h/i10/cites	OA life h/i10/cites	S2 2012-25 h/i10/cites	S2 life h/i10/cites
Chatzoudes Dimitrios	Asst.	25	43	3078	78	1/1/6/37	4.7	78	3078	1/1/3/31	5.2	26/46/4718	M	21/28/1561	22/31/2369	19/25/1568	21/27/2420
Paliokas Ioannis	Asst.	16	25	1070	63	2/9/18/126	16.3	63	1070	2/11/22/142	17.4	17/30/1216	M	14/20/932	15/22/1006	2/0/14	2/0/14
Delias Pavlos	Prof.	13	18	839	61	3/11/25/176	20.9	61	839	3/15/27/191	20.4	17/30/3382	M	10/10/1594	11/16/1719	9/8/404	12/17/2027
Grose Chris	Asst.	9	8	264	50	4/25/41/288	35.1	50	264	5/31/64/367	39.0	9/9/306	H	6/2/93	6/2/102	9/8/346	16/23/1390
Mandilas Athanasios	Prof.	8	7	350	51	5/28/48/327	33.3	51	350	4/27/52/331	33.1	11/12/484	M	6/4/172	7/5/195	6/5/146	8/7/185
Kourtidis Dimitrios	Asst.	5	4	159	18	6/46/84/450	75.5	18	159	6/40/75/433	72.2	8/8/532	H	3/2/85	7/5/300	3/3/67	6/6/289

Accounting and Information Systems (IHU) - FIN - 10 matched of 11 TRS

Member	Grade	A: h	A: i10	A: cites	A: pubs	A: rank h d/u/a/all	A: comp.	B: P_i	B: C_i	B: rank C d/u/a/all	B: comp.	GS profile h/i10/cites	Conf.	OA 2012-25 h/i10/cites	OA life h/i10/cites	S2 2012-25 h/i10/cites	S2 life h/i10/cites
Dritsaki Chaido	Prof.	21	35	1673	70	1/3/8/71	9.0	70	1673	1/6/12/89	9.7	26/44/2483	H	15/20/793	19/26/1168	16/23/812	19/29/1254
Tiakas Eleftherios	Asst.	10	10	344	32	2/21/38/261	42.0	32	344	3/28/53/332	40.7	13/16/872	H	8/7/221	11/12/596	8/7/192	11/13/618
Samathrakis Vagis	Prof.	7	4	164	21	3/36/61/377	63.0	21	164	5/38/73/429	63.7	9/6/378	H	4/3/69	5/4/150	4/2/66	5/3/139
Kirkos Efstathios	Prof.	7	7	409	18	3/36/61/377	57.0	18	409	2/24/46/305	46.3	13/14/1872	H	5/5/188	10/11/1043	6/5/174	11/11/1030
Malkogianni Ioanna	Asst.	6	4	232	9	5/39/70/410	77.7	9	232	4/32/68/383	84.7	6/4/232	H	5/2/137	5/2/137	4/2/105	4/2/105
Chatzipetrou Evrikleia	Assoc.	6	5	164	14	5/39/70/410	75.5	14	164	5/38/73/429	82.0	6/5/166	H	4/4/94	4/4/94	5/4/94	5/4/94
Nanos Ioannis	Asst.	6	4	145	36	5/39/70/410	52.4	36	145	8/45/79/444	55.5	6/4/150	H	4/2/80	4/2/80	2/0/9	2/0/9
Mamanis Georgios	Asst.	5	4	113	9	8/46/84/450	90.9	9	113	9/51/87/473	86.2	8/7/878	H	4/3/88	7/6/586	4/3/79	7/6/620
Boskou Georgia	Asst.	4	3	155	16	9/50/96/487	83.6	16	155	7/43/77/438	85.5	4/3/157	H	3/2/79	3/2/79	3/2/77	3/2/77
Kalampouka Kalliopi	Prof.	3	1	34	5	10/54/105/515	108.0	5	34	10/55/109/530	107.6	4/1/39	H	1/0/1	1/0/1	1/0/2	1/0/2

Business Administration (IHU) - BUS - 10 matched of 12 TRS

Member	Grade	A: h	A: i10	A: cites	A: pubs	A: rank h d/u/a/all	A: comp.	B: P_i	B: C_i	B: rank C d/u/a/all	B: comp.	GS profile h/i10/cites	Conf.	OA 2012-25 h/i10/cites	OA life h/i10/cites	S2 2012-25 h/i10/cites	S2 life h/i10/cites
Vrana Vasiliki	Prof.	23	42	1899	86	1/2/23/49	28.6	86	1899	1/3/41/76	33.6	28/58/2822	H	17/23/1062	19/31/1462	14/20/800	16/29/1274
Karagiorgos Alkiviadis	Assoc.	11	14	602	40	2/17/103/221	99.7	40	602	2/18/116/245	109.2	11/14/602	M	9/8/336	9/8/336	2/0/13	2/0/13
Kotzaivazoglou Iordanis	Prof.	9	9	461	34	3/25/127/288	118.8	34	461	3/22/126/279	125.9	11/12/564	H	6/5/247	6/6/267	7/5/222	7/6/240
Kehris Evangelos	Prof.	8	7	197	24	4/28/144/327	153.5	24	197	4/36/166/407	144.7	13/19/660	H	5/1/84	7/5/298	5/1/71	8/6/321
Mouzakitis Yannis	Asst.	7	4	119	17	5/36/161/377	175.3	17	119	8/49/194/467	180.9	8/8/766	H	5/2/71	6/4/429	1/0/5	1/0/5
Giovanis Nikolaos	Prof.	6	2	112	33	6/39/171/410	150.3	33	112	10/52/196/475	156.1	6/4/363	H	5/2/65	5/3/137	5/2/60	5/3/164
Konstantinidis Christos	Asst.	6	2	155	44	6/39/171/410	121.6	44	155	5/43/182/438	125.4	6/2/166	M	6/2/111	6/2/116	3/0/17	3/0/17
Dimitriadis Sotirios	Prof.	6	3	122	12	6/39/171/410	185.4	12	122	6/47/192/462	187.3	8/7/356	H	4/2/60	5/3/190		
Mouza Anna-Maria	Prof.	5	4	121	11	9/46/186/450	192.5	11	121	7/48/193/463	184.0	9/9/286	H	4/3/55	6/5/90	14/16/427	25/42/2515
Athanasenas Athanasios	Prof.	4	3	117	12	10/50/200/487	196.6	12	117	9/50/195/468	188.2	8/7/232	H	2/1/47	3/1/57	4/2/65	6/4/113

Management Science and Technology (IHU) - BUS - 13 matched of 14 TRS

Member	Grade	A: h	A: i10	A: cites	A: pubs	A: rank h d/u/a/all	A: comp.	B: P_i	B: C_i	B: rank C d/u/a/all	B: comp.	GS profile h/i10/cites	Conf.	OA 2012-25 h/i10/cites	OA life h/i10/cites	S2 2012-25 h/i10/cites	S2 life h/i10/cites
Krinidis Stylianos	Asst.	20	49	1859	172	1/5/41/79	14.0	172	1859	1/4/42/78	14.4	23/58/3672	M	16/30/1288	18/37/2667	0/0/0	0/0/0
Kamenidou Irene	Prof.	18	26	1713	112	2/6/49/92	27.6	112	1713	2/5/46/85	28.2	23/39/2512	M	14/18/808	18/25/1189	0/0/0	0/0/0
Maditinos Dimitrios	Prof.	17	20	1188	47	3/8/60/110	65.1	47	1188	4/10/68/128	53.8	27/47/4347	M	12/13/535	18/26/1953	1/1/26	2/2/218
Theriou Georgios	Assoc.	15	20	1280	35	4/10/71/139	76.1	35	1280	3/7/64/117	74.5	21/30/3471	M	10/11/594	12/14/1469	10/10/577	13/15/1588
Mamalis Spyridon	Prof.	13	18	898	120	5/11/84/176	30.1	120	898	5/14/92/180	30.9	15/25/1435	L	10/10/466	11/13/777	9/9/395	12/15/749
Mardiris Vassilios	Prof.	10	10	203	16	6/21/117/261	148.2	16	203	11/34/163/404	146.6	14/19/695	H	7/4/98	10/12/455	4/2/63	4/2/63
Chatzis Vassilios	Prof.	8	8	156	23	7/28/144/327	159.3	23	156	12/42/180/435	145.2	14/20/2365	M	6/3/83	10/12/1726	7/3/99	12/12/1826
Dimitriadis Efstathios	Prof.	8	8	377	18	7/28/144/327	150.5	18	377	7/25/140/318	149.4	11/13/486	H	7/6/263	8/8/560	8/8/302	9/9/604
Kosmidis Kosmas	Asst.	8	8	332	30	7/28/144/327	138.2	30	332	8/29/144/341	92.0	22/26/2975	M	8/7/232	21/24/2283	9/9/357	22/29/2446
Mylona Ifigeneia	Asst.	8	7	329	51	7/28/144/327	101.8	51	329	9/30/145/344	104.8	9/9/412	M	5/5/157	7/7/197	5/4/120	7/6/168
Fragidis Leonidas	Asst.	8	8	452	17	7/28/144/327	146.3	17	452	6/23/128/282	149.9	10/10/533	M	6/6/235	8/8/293	6/5/343	8/7/410
Theriou Nikolaos	Prof.	6	6	228	6	12/39/171/410	176.1	6	228	10/33/154/386	131.5	18/25/1533	M	6/4/86	12/14/551		
Gerontidis Ioannis	Prof.	0	0	0	0	13/57/219/555	219.3	0	0	13/57/219/555	206.7	7/7/167	M	0/0/0	10/10/171	0/0/0	7/5/119

Organisation Management, Marketing and Tourism (IHU) - BUS - 18 matched of 23 TRS

Member	Grade	A: h	A: i10	A: cites	A: pubs	A: rank h d/u/a/all	A: comp.	B: P_i	B: C_i	B: rank C d/u/a/all	B: comp.	GS profile h/i10/cites	Conf.	OA 2012-25 h/i10/cites	OA life h/i10/cites	S2 2012-25 h/i10/cites	S2 life h/i10/cites
Christou Evangelos	Prof.	21	26	2637	58	1/3/36/71	35.5	58	2637	1/2/26/49	5.4	50/88/6469	H	12/17/836	18/35/1594	31/80/3299	48/147/7934
Tsekouropoulos George	Assoc.	18	26	1234	75	2/6/49/92	46.3	75	1234	3/9/67/121	53.6	18/28/1342	L	2/1/34	2/1/34	13/14/508	13/15/559
Giannopoulos Antonios	Assoc.	13	14	1235	42	3/11/84/176	76.1	42	1235	2/8/66/120	80.6	16/17/1437	H	24/49/3260	31/80/5257	12/12/673	14/14/733
Chatzigeorgiou Chrysoula	Prof.	13	13	1041	37	3/11/84/176	84.0	37	1041	4/12/74/145	90.4	15/16/1155	L	4/4/152	4/4/152	4/4/94	4/4/95
Simeli Ioanna	Assoc.	12	13	736	41	5/15/93/195	92.1	41	736	7/17/104/214	101.9	12/13/742	H	8/7/215	8/7/218	8/7/307	8/7/309
Delistavrou Antonia	Assoc.	12	14	540	33	5/15/93/195	107.3	33	540	9/20/122/260	109.0	17/24/1051	H	8/7/283	11/11/480	8/7/249	11/11/444
Papaioannou Eugenia	Assoc.	11	11	582	36	7/17/103/221	106.2	36	582	8/19/117/249	114.6	13/15/682	H			6/6/289	6/6/297
Avdimiotis Spyros	Assoc.	11	13	371	66	7/17/103/221	76.9	66	371	11/26/141/320	80.1	13/18/565	H	0/0/0	0/0/0	5/4/123	6/6/173
Theocharis Dimitrios	Asst.	11	13	742	36	7/17/103/221	102.0	36	742	6/16/103/213	111.9	11/13/745	H	10/10/596	10/10/597	6/5/289	6/5/290
Assimakopoulos Costas	Prof.	10	10	979	44	10/21/117/261	88.0	44	979	5/13/82/162	89.1	13/18/1176	H	8/6/537	9/7/583		
Stalidis George	Prof.	10	10	502	35	10/21/117/261	114.3	35	502	10/21/125/266	109.4	16/19/893	H	9/8/273	21/31/1015	5/3/76	18/24/777
Stavraki Georgia	Asst.	9	8	194	32	12/25/127/288	134.3	32	194	13/37/167/409	145.9	9/8/194	H	6/3/83	6/3/83	2/0/9	2/0/9
Tsiakis Theodosios	Prof.	8	7	198	25	13/28/144/327	152.2	25	198	12/35/165/406	147.0	12/12/813	H	6/4/103	8/7/431	6/3/91	8/6/475
Gounas Athanasios	Asst.	5	3	135	39	14/46/186/450	137.6	39	135	15/46/188/453	141.4	5/3/141	H	2/2/63	2/2/66	2/2/55	2/2/56
Kokkinis Georgios	Assoc.	4	3	84	12	15/50/200/487	199.3	12	84	16/53/203/499	204.0	4/3/90	L	9/9/321	9/9/322	3/2/42	3/2/43
Kilipiris Fotis	Prof.	4	3	157	13	15/50/200/487	189.3	13	157	14/41/179/434	188.1	6/5/237	H	2/1/62	3/2/85	3/1/66	5/3/100
Kassianidis Panagiotis	Assoc.	3	0	12	8	17/54/208/515	211.0	8	12	18/56/215/546	193.4	9/9/425	H	1/0/4	5/4/111	1/0/5	6/5/208
Skoufas George	Prof.	2	1	84	7	18/56/212/534	208.9	7	84	16/53/203/499	203.5	6/4/365	H	0/0/0	1/1/13	2/0/10	5/4/230

Business Administration (NKUA) - BUS - 9 matched of 16 TRS

Member	Grade	A: h	A: i10	A: cites	A: pubs	A: rank h d/u/a/all	A: comp.	B: P_i	B: C_i	B: rank C d/u/a/all	B: comp.	GS profile h/i10/cites	Conf.	OA 2012-25 h/i10/cites	OA life h/i10/cites	S2 2012-25 h/i10/cites	S2 life h/i10/cites
Samitas Aristeidis	Prof.	27	45	2766	69	1/1/14/26	21.4	69	2766	1/1/23/45	26.3	32/67/4918	H	22/40/1998	27/53/3030	20/35/1742	26/51/3011
Mitropoulos Dimitrios	Assoc.	19	24	1360	63	2/3/44/85	50.5	63	1360	3/5/60/112	59.1	20/27/1470	L	14/19/667	20/35/1097	2/0/10	2/0/10
Thomakos Dimitrios	Prof.	18	33	2641	112	3/4/49/92	23.6	112	2641	2/2/25/48	23.4	25/55/4028	H	15/21/1635	21/35/2536	2/0/11	2/1/66
Tsourvakas Georgios	Prof.	15	19	764	43	4/7/71/139	82.2	43	764	5/9/101/206	91.7	17/24/953	H	5/4/139	5/4/141	5/2/93	5/2/97
Kechagia Maria	Asst.	13	18	948	26	5/9/84/176	99.2	26	948	4/8/87/170	108.3	15/20/1089	H	16/21/1707	16/21/1719	0/0/0	1/1/64
Sfakianakis Georgios	Prof.	10	10	422	49	6/11/117/261	96.3	49	422	6/11/134/296	103.2	10/10/451	H	7/7/147	7/7/147	6/5/118	6/5/118
Kyriazi Foteini	Assoc.	7	6	183	23	7/15/161/377	164.0	23	183	8/16/174/420	171.6	7/6/186	L	6/2/123	6/2/123	5/3/108	5/3/108
Kounadeas Theodoros	Asst.	7	5	219	20	7/15/161/377	161.2	20	219	7/14/157/393	168.5	7/5/219	H	4/2/86	4/2/86	3/2/96	3/2/96
Livieratos Antonios	Asst.	5	3	156	26	9/18/186/450	168.7	26	156	9/17/180/435	168.4	7/5/205	H	0/0/0	0/0/0	4/2/75	5/2/83

Economics (NKUA) - ECON - 12 matched of 23 TRS

Member	Grade	A: h	A: i10	A: cites	A: pubs	A: rank h d/u/a/all	A: comp.	B: P_i	B: C_i	B: rank C d/u/a/all	B: comp.	GS profile h/i10/cites	Conf.	OA 2012-25 h/i10/cites	OA life h/i10/cites	S2 2012-25 h/i10/cites	S2 life h/i10/cites
Kostis Pantelis	Asst.	20	27	1451	148	1/2/30/79	17.3	148	1451	1/3/35/106	19.0	20/27/1453	H	17/21/928	17/21/928	15/20/694	15/20/695
Papathanasiou Spyridon	Assoc.	18	26	1176	47	2/4/33/92	44.1	47	1176	3/6/44/129	51.7	21/31/1437	H	0/0/0	0/0/0		
Siachou Evangelia	Asst.	16	20	1409	34	3/6/45/126	50.5	34	1409	2/4/37/110	58.9	17/21/1541	H	15/18/904	16/19/964	14/17/801	15/18/878
Balios Dimitrios	Prof.	15	20	1021	48	4/7/50/139	54.4	48	1021	4/7/52/152	62.4	16/23/1110	L	12/12/528	12/14/561	4/4/224	4/4/224
Papandreou Andreas	Prof.	12	12	620	24	5/10/75/195	94.1	24	620	5/10/92/241	103.5	14/16/1078	H	10/10/433	14/18/957	1/1/12	8/7/184
Stoupos Nikolaos	Asst.	9	9	190	19	6/12/122/288	146.8	19	190	8/15/174/411	161.6	9/9/190	H	7/5/117	7/5/117	7/5/104	7/5/104
Dotsis Georgios	Prof.	9	9	383	42	6/12/122/288	103.1	42	383	6/12/129/316	100.3	13/15/891	H	9/6/276	12/13/683	8/6/249	11/12/646
Pierros Christos	Asst.	9	9	267	35	6/12/122/288	118.1	35	267	7/13/155/365	127.5	9/9/273	H	5/4/101	5/4/101	6/2/92	6/2/92
Repapis Konstantinos	Asst.	6	3	92	30	9/17/171/410	149.9	30	92	9/18/197/491	154.6	6/4/102	H	2/1/23	3/1/31	1/0/5	1/0/5
Kotsios Stylianos	Prof.	4	4	77	21	10/19/193/487	176.4	21	77	10/19/201/507	144.0	13/16/401	H	1/0/2	7/6/148	0/0/0	1/0/1
Kyriakopoulou Dimitra	Asst.	3	3	45	8	11/20/204/515	207.0	8	45	11/20/209/525	202.3	4/3/55	H	6/3/99	7/6/174	3/2/39	5/2/52
Dimakopoulou Vasiliki-Eirini	Asst.	2	2	31	3	12/21/214/534	214.9	3	31	12/21/211/532	216.6	2/2/34	H	7/3/148	8/4/218	4/2/51	4/2/51

Economic and Regional Development (Panteion) - ECON - 18 matched of 22 TRS

Member	Grade	A: h	A: i10	A: cites	A: pubs	A: rank h d/u/a/all	A: comp.	B: P_i	B: C_i	B: rank C d/u/a/all	B: comp.	GS profile h/i10/cites	Conf.	OA 2012-25 h/i10/cites	OA life h/i10/cites	S2 2012-25 h/i10/cites	S2 life h/i10/cites
Filis George	n/s	42	59	9994	100	1/1/2/2	3.4	100	9994	1/1/3/3	4.7	43/68/11774	H	38/62/7226	40/67/8351	39/62/6892	40/69/8088
Degiannakis Stavros	n/s	25	36	2843	83	2/2/15/37	16.5	83	2843	2/2/14/39	15.6	33/57/5657	L	20/36/2135	25/52/3547	20/34/2018	27/51/3743
Tselios Vassilis	n/s	22	38	1875	66	3/3/24/59	27.6	66	1875	3/3/26/77	29.2	28/48/2907	H	18/29/1152	22/38/1608	18/28/945	22/37/1565
Bithas Kostas	n/s	18	25	1390	54	4/4/33/92	39.2	54	1390	4/4/38/111	41.3	26/38/2611	H	15/22/956	18/30/1438	15/22/894	19/31/1425
Kyvelou Stella	n/s	17	23	783	66	5/5/36/110	42.8	66	783	8/8/73/199	47.9	21/33/1192	H	14/18/482	16/22/679	1/0/4	1/0/4
Alexiou Alexandros	n/s	15	21	919	76	6/6/50/139	41.8	76	919	6/6/62/175	47.5	15/21/923	H	14/16/629	14/16/633	10/10/368	10/10/370
Avdikos Vasilis	n/s	14	16	987	53	7/7/59/157	55.5	53	987	5/5/56/159	63.2	15/19/1046	H	11/11/556	11/12/571	10/10/517	11/11/531
Kafka Kyriaki	n/s	14	16	657	78	7/7/59/157	46.1	78	657	11/11/90/233	51.2	14/16/662	H	11/11/410	11/11/410	11/11/990	11/11/991
Liapis Konstantinos	n/s	11	13	684	42	9/9/88/221	83.9	42	684	10/10/89/231	89.8	13/18/788	H	12/15/666	13/23/864	4/0/32	4/0/33
Rovolis Antonios	n/s	11	13	582	23	9/9/88/221	103.0	23	582	12/12/96/249	95.3	17/22/1416	H	8/8/279	13/15/735	5/2/141	5/3/210
Ierapetritis Dimitrios	n/s	10	10	412	37	11/11/108/261	104.6	37	412	13/13/122/301	111.8	11/13/649	H	8/8/283	10/10/429	8/8/229	10/10/363
Kalimeris Panos	n/s	10	10	773	38	11/11/108/261	89.3	38	773	9/9/77/204	96.0	10/10/773	L	10/11/504	10/11/504	9/8/467	9/8/467
Pseiridis Anastasia	n/s	8	6	228	17	13/13/137/327	154.5	17	228	14/14/165/386	162.6	9/9/444	H	5/4/109	8/7/232	5/4/109	8/6/238
Gkouzos Andreas	n/s	4	3	51	22	14/14/193/487	173.9	22	51	17/17/205/520	177.2	4/3/51	H	3/0/29	3/0/29	3/0/26	3/0/26
Stoforos Chrysostomos	n/s	4	3	794	11	14/14/193/487	122.6	11	794	7/7/71/196	114.6	10/11/1065	H	4/2/490	6/3/536	5/2/475	7/7/603
Bageri Vasiliki	n/s	3	1	97	9	16/16/204/515	201.3	9	97	16/16/196/489	201.9	4/1/103	H	3/2/94	3/2/94	3/1/73	3/1/73
Keramidou Ioanna	n/s	2	2	131	5	17/17/214/534	204.7	5	131	15/15/186/456	194.9	7/7/236	L	2/2/70	4/4/112	2/2/74	5/4/129
Siourounis Gregorios	n/s	2	0	18	5	17/17/214/534	216.3	5	18	18/18/218/541	200.8	8/7/1751	H	2/0/4	10/10/1145	1/0/2	6/6/1166

Business Administration (UAegean) - BUS - 14 matched of 17 TRS

Member	Grade	A: h	A: i10	A: cites	A: pubs	A: rank h d/u/a/all	A: comp.	B: P_i	B: C_i	B: rank C d/u/a/all	B: comp.	GS profile h/i10/cites	Conf.	OA 2012-25 h/i10/cites	OA life h/i10/cites	S2 2012-25 h/i10/cites	S2 life h/i10/cites
Anagnostopoulos Theodoros	Asst.	27	38	3115	99	1/1/14/26	16.9	99	3115	1/1/17/30	21.8	29/46/3447	H	23/31/2178	25/40/2435	20/29/1911	23/37/2195
Christopoulos Apostolos	Prof.	18	26	970	54	2/2/49/92	60.4	54	970	3/3/83/164	71.2	19/34/1448	H	7/5/179	7/5/180	0/0/0	0/0/0
Glaveli Niki	Prof.	15	18	1092	29	3/3/71/139	83.8	29	1092	2/2/71/140	69.0	25/33/2424	L	14/15/597	21/29/1258	15/15/578	22/29/1366
Bekiaris Michail	Prof.	14	15	866	26	4/4/79/157	99.9	26	866	4/4/95/185	114.7	14/16/925	H	9/9/421	9/9/425	8/8/394	10/10/433
Poulaki Ioulia	Assoc.	12	14	558	57	5/5/93/195	81.1	57	558	5/5/119/254	88.5	12/14/573	H	10/10/307	10/10/308	9/7/227	9/7/227
Christofakis Emmanouil	Prof.	9	8	154	33	6/6/127/288	134.2	33	154	11/11/183/440	132.7	13/21/846	L	0/0/0	1/0/1	6/1/71	9/8/341
Gaki Eleni	Assoc.	9	9	251	32	6/6/127/288	130.8	32	251	8/8/152/373	135.5	11/13/355	H	11/12/486	15/17/775	5/4/94	5/4/94
Mavri Mania	Prof.	7	4	167	32	8/8/161/377	147.1	32	167	10/10/175/426	137.5	12/15/622	L	1/0/1	1/0/1	3/1/41	3/1/44
Vadasi Christina	Asst.	7	5	255	9	8/8/161/377	169.0	9	255	7/7/150/370	177.0	7/5/256	H	5/3/133	5/3/133	5/2/102	5/2/102
Kinias Ioannis	Assoc.	6	4	95	18	10/10/171/410	179.4	18	95	12/12/199/490	187.8	6/4/99	H	6/3/69	6/3/69	1/0/3	1/0/3
Kantianis Dimitrios	Asst.	6	4	186	19	10/10/171/410	169.7	19	186	9/9/169/415	177.1	6/4/190	L	5/2/87	5/2/88	4/2/74	4/2/76
Zervoudi Evanthia	Asst.	6	4	304	13	10/10/171/410	167.0	13	304	6/6/146/348	174.3	6/4/308	H	5/2/179	5/2/181	5/2/137	5/2/140
Salamoura Maria	Asst.	4	2	92	27	13/13/200/487	175.0	27	92	13/13/200/491	177.2	5/3/127	H	3/0/16	3/1/44	2/1/25	3/2/56
Zounta Stella	Asst.	4	2	52	10	13/13/200/487	203.6	10	52	14/14/208/519	206.6	5/4/95	H	3/1/30	3/1/32	3/0/18	4/1/42

Banking and Financial Management (UNIPI) - FIN - 11 matched of 15 TRS

Member	Grade	A: h	A: i10	A: cites	A: pubs	A: rank h d/u/a/all	A: comp.	B: P_i	B: C_i	B: rank C d/u/a/all	B: comp.	GS profile h/i10/cites	Conf.	OA 2012-25 h/i10/cites	OA life h/i10/cites	S2 2012-25 h/i10/cites	S2 life h/i10/cites
Anagnostopoulou Seraina	Prof.	17	18	1216	38	1/5/16/110	19.1	38	1216	2/5/16/125	20.7	18/21/1467	H	12/15/728	14/18/868	11/13/659	14/16/793
Skiadopoulos George	Prof.	16	17	1703	40	2/7/18/126	16.6	40	1703	1/3/11/86	11.2	28/37/3746	H	14/15/1266	26/41/3160	13/14/980	25/35/3134
Malliaropulos Dimitrios	Prof.	11	13	293	40	3/13/32/221	36.4	40	293	5/17/60/354	31.7	17/29/1666	L	14/16/371	19/28/925	4/4/53	13/17/972
Asimakopoulos Panagiotis	Assoc.	7	7	358	12	4/20/61/377	63.1	12	358	3/15/49/325	66.9	8/7/366	H	8/8/330	10/12/502		
Kourogenis Nikolaos	Prof.	6	5	104	21	5/21/70/410	70.5	21	104	8/27/93/484	56.3	12/15/532	H	4/1/56	9/9/395	4/3/89	10/11/425
Skoulakis Georgios	Assoc.	6	3	108	12	5/21/70/410	83.0	12	108	7/26/90/479	56.5	14/17/1106	H	4/1/67	15/19/935	5/2/82	14/16/717
Staikouras Panagiotis	Prof.	6	6	304	13	5/21/70/410	69.5	13	304	4/16/57/348	59.8	11/11/1172	H	5/4/218	8/8/649	5/5/179	9/9/693
Bechlioulis Alexandros	Asst.	5	4	86	9	8/26/84/450	94.6	9	86	9/28/98/497	99.6	5/4/86	H	4/2/47	4/2/47	4/2/36	4/2/36
Antzoulatos Angelos	Prof.	3	3	132	8	9/28/105/515	96.1	8	132	6/25/81/455	54.5	15/16/594	H	4/3/89	11/13/323	3/3/74	12/13/341
Stefanadis Christodoulos	Prof.	3	0	23	7	9/28/105/515	107.9	7	23	11/30/111/538	75.9	11/12/1015	H			0/0/0	1/0/1
Kyriazis Dimitrios	Assoc.	2	1	82	3	11/31/110/534	107.5	3	82	10/29/102/504	81.1	10/10/780	L	6/5/141	6/5/141	4/2/89	4/3/106

Business Administration (UNIPI) - BUS - 12 matched of 21 TRS

Member	Grade	A: h	A: i10	A: cites	A: pubs	A: rank h d/u/a/all	A: comp.	B: P_i	B: C_i	B: rank C d/u/a/all	B: comp.	GS profile h/i10/cites	Conf.	OA 2012-25 h/i10/cites	OA life h/i10/cites	S2 2012-25 h/i10/cites	S2 life h/i10/cites
Bersimis Sotirios	Prof.	18	31	1035	66	1/3/49/92	53.6	66	1035	2/7/75/147	56.2	23/44/2722	H	15/24/701	19/33/1138	10/10/314	11/12/362
Chountalas Panagiotis	Asst.	18	32	1032	66	1/3/49/92	53.8	66	1032	3/8/76/148	62.2	19/35/1162	H	13/18/544	14/19/592	14/17/472	15/19/548
Maravelakis Petros	Prof.	17	20	900	38	3/5/60/110	77.9	38	900	4/9/91/179	75.5	23/33/1892	H	13/13/473	16/22/1107	15/18/648	18/28/1313
Georgakellos Dimitrios	Prof.	16	24	726	45	4/7/65/126	77.5	45	726	5/11/106/216	80.2	20/35/1267	H	12/17/463	16/25/780	13/17/484	17/26/826
Kopanaki Evangelia	Assoc.	13	16	725	39	5/11/84/176	92.7	39	725	6/12/107/217	104.9	13/18/791	H	10/11/428	10/11/439	9/9/336	9/9/356
Papanastasopoulos Georgios	Prof.	13	14	415	37	5/11/84/176	101.3	37	415	7/14/135/298	110.9	15/18/612	H	9/7/203	9/8/229	8/7/178	8/7/178
Philippas Nikolaos	Prof.	11	11	1435	24	7/13/103/221	89.5	24	1435	1/4/58/107	81.9	19/24/2419	H	8/8/544	16/17/794	9/9/714	16/20/1288
Fousteris Andreas	Asst.	9	9	284	24	8/16/127/288	141.4	24	284	8/18/148/357	154.4	9/9/284	H	4/2/70	4/2/72	6/4/245	6/4/247
Didaskalou Eleni	Assoc.	9	9	213	22	8/16/127/288	147.0	22	213	9/20/159/398	152.8	11/13/388	H	12/14/425	16/23/917	7/7/145	9/9/180
Belesis Nikolaos	Asst.	8	8	186	20	10/18/144/327	158.9	20	186	10/22/169/415	170.2	8/8/188	H	5/2/71	5/2/72	0/0/0	0/0/0
Sfakianakis Michael	Prof.	5	5	135	13	11/26/186/450	188.0	13	135	11/24/188/453	135.1	18/25/1453	H	4/4/65	14/19/890	2/0/11	2/1/28
Bohoris Georgios	Prof.	0	0	0	1	12/32/219/555	219.0	1	0	12/32/219/555	173.8	13/16/894	H			0/0/0	10/11/499

Economics (UNIPI) - ECON - 9 matched of 24 TRS

Member	Grade	A: h	A: i10	A: cites	A: pubs	A: rank h d/u/a/all	A: comp.	B: P_i	B: C_i	B: rank C d/u/a/all	B: comp.	GS profile h/i10/cites	Conf.	OA 2012-25 h/i10/cites	OA life h/i10/cites	S2 2012-25 h/i10/cites	S2 life h/i10/cites
Vozikis Athanasios	Prof.	26	47	2351	147	1/1/11/30	12.3	147	2351	2/2/19/54	15.9	28/52/2523	L	21/33/1544	21/36/1616	20/34/1397	21/37/1483
Polemis Michail	Prof.	26	61	2871	151	1/1/11/30	9.7	151	2871	1/1/13/38	11.5	29/69/3307	L	0/0/0	0/0/0	1/0/2	1/0/2
Konstantakis Konstantinos	Asst.	16	27	757	66	3/7/45/126	47.3	66	757	4/10/79/208	55.3	16/28/777	H	13/25/537	13/25/537	13/18/498	13/18/499
Drivas Kyriakos	Assoc.	16	23	1037	50	3/7/45/126	50.7	50	1037	3/6/50/146	60.1	16/25/1136	H	13/19/631	14/22/694	14/21/660	15/24/729
Karkalakos Sotirios	Prof.	11	13	468	19	5/13/88/221	111.3	19	468	5/13/110/276	130.5	11/15/568	H	9/9/293	10/11/352	10/10/329	10/12/391
Agiakloglou Christos	Prof.	8	7	196	30	6/18/137/327	135.3	30	196	7/21/173/408	118.6	14/17/1112	H	6/3/110	12/13/718	7/4/120	12/14/793
Vlamis Prodromos	Assoc.	6	6	222	9	7/21/171/410	178.8	9	222	6/19/166/390	134.6	15/17/909	H	7/7/169	11/15/518	6/5/169	12/12/559
Tselekounis Markos	Assoc.	6	5	142	28	7/21/171/410	152.2	28	142	8/23/183/446	157.0	6/5/144	H	5/5/95	5/5/100	6/5/95	6/5/95
Chronopoulos Panagiotis	Asst.	3	1	23	10	9/28/204/515	206.4	10	23	9/30/216/538	209.1	3/1/23	H	12/13/406	14/15/458	11/11/327	13/14/395

Accounting and Finance (UNIWA) - FIN - 10 matched of 18 TRS

Member	Grade	A: h	A: i10	A: cites	A: pubs	A: rank h d/u/a/all	A: comp.	B: P_i	B: C_i	B: rank C d/u/a/all	B: comp.	GS profile h/i10/cites	Conf.	OA 2012-25 h/i10/cites	OA life h/i10/cites	S2 2012-25 h/i10/cites	S2 life h/i10/cites
Chalikias Miltiadis	Prof.	26	58	2986	118	1/1/5/30	4.1	118	2986	1/1/5/35	4.6	27/66/3292	H	17/28/1758	19/36/1982	16/33/1596	17/38/1776
Dimitriou Dimitrios	Asst.	18	27	2169	53	2/2/12/92	12.1	53	2169	2/2/9/64	13.3	19/28/2238	H	17/18/1512	19/20/1744	6/2/73	6/2/74
Kallandranis Christos	Assoc.	11	14	574	43	3/3/32/221	30.7	43	574	3/3/38/252	32.9	12/15/623	H	11/11/399	11/11/411	10/10/345	10/10/358
Artikis Panagiotis	Assoc.	7	4	253	28	4/4/61/377	54.0	28	253	5/5/65/371	46.7	12/13/564	M	3/0/33	6/3/148	5/4/108	6/5/134
Stamatopoulos Theodoros	Prof.	7	5	411	21	4/4/61/377	53.4	21	411	4/4/45/302	58.4	7/5/422	H	5/4/161	6/4/176	5/4/218	5/5/245
Sykianakis Nicos	Prof.	6	3	73	24	6/6/70/410	68.8	24	73	9/9/103/508	69.7	8/7/185	H	3/0/32	5/2/71	3/2/80	5/3/103
Tantos Stefanos	Asst.	5	2	98	23	7/7/84/450	72.4	23	98	6/6/94/487	75.3	5/2/102	H	3/1/36	3/1/36	2/0/24	2/0/24
Charamis Dimitrios	Assoc.	4	3	83	27	8/8/96/487	70.2	27	83	8/8/99/501	71.5	4/3/83	H	3/0/13	3/0/13	2/0/13	2/0/13
Balla Vasiliki-Maria	Asst.	4	3	92	20	8/8/96/487	81.7	20	92	7/7/96/491	83.6	4/3/92	H	3/2/43	3/2/43	0/0/0	0/0/0
Dedouli Aikaterini	Asst.	1	0	4	11	10/10/112/546	106.9	11	4	10/10/112/551	106.9	1/0/5	L	0/0/0	0/0/0	0/0/0	0/0/0

Business Administration (UPatras) - BUS - 16 matched of 19 TRS

Member	Grade	A: h	A: i10	A: cites	A: pubs	A: rank h d/u/a/all	A: comp.	B: P_i	B: C_i	B: rank C d/u/a/all	B: comp.	GS profile h/i10/cites	Conf.	OA 2012-25 h/i10/cites	OA life h/i10/cites	S2 2012-25 h/i10/cites	S2 life h/i10/cites
Papadimitriou Dimitra	Prof.	25	34	2758	48	1/2/18/37	26.8	48	2758	1/2/24/46	23.4	34/50/4462	H	28/69/3245	43/101/5681	6/2/82	6/2/82
Boutsinas Basilis	Prof.	15	17	607	32	2/7/71/139	96.0	32	607	6/16/115/244	93.5	21/29/1276	H	12/14/484	19/25/861	10/11/245	14/20/645
Stamatiou Yannis	Prof.	12	14	721	71	3/12/93/195	63.8	71	721	4/13/108/219	54.0	24/49/2324	H	10/10/459	18/31/1356	3/0/24	3/0/25
Polychroniou Panagiotis	Prof.	11	12	1078	20	4/15/103/221	101.3	20	1078	2/6/72/141	102.5	15/21/2220	H	9/8/409	12/14/901	8/7/352	11/12/834
Nearchou Andreas	Prof.	11	15	622	32	4/15/103/221	111.3	32	622	5/15/114/240	77.0	25/42/2253	H	17/22/982	28/48/2467	16/20/965	27/45/2456
Giannikos Ioannis	Prof.	10	10	458	22	6/21/117/261	132.3	22	458	7/18/127/280	106.4	20/27/2056	H	9/9/360	18/24/1281	2/0/7	2/0/7
Papageorgiou Theofanis	Assoc.	10	11	425	33	6/21/117/261	119.6	33	425	8/20/133/294	127.0	11/12/522	H	9/8/262	9/9/325	8/5/232	8/6/306
Georgopoulos Antonios	Prof.	9	8	388	50	8/23/127/288	98.5	50	388	9/24/139/315	95.7	14/18/777	H	8/6/274	12/13/468	7/6/246	11/14/427
Rapti Andriana	Asst.	9	8	871	28	8/23/127/288	116.0	28	871	3/10/94/184	124.5	9/8/871	H	8/7/465	8/7/465	25/46/2319	26/56/2680
Androulakis George	Prof.	8	6	225	69	10/28/144/327	78.2	69	225	11/29/156/389	73.6	15/19/1359	L	6/2/134	22/36/1656	1/0/6	2/1/40
Aggelopoulos Eleftherios	Assoc.	8	7	261	28	10/28/144/327	142.8	28	261	10/27/149/369	151.9	8/7/273	H	4/1/127	4/1/128	8/5/269	8/7/331
Pendaraki Konstantina	Prof.	7	3	127	21	12/32/161/377	171.4	21	127	13/34/191/458	169.0	10/10/401	H	5/2/78	8/7/223	5/2/82	8/7/214
Myloni Barbara	Prof.	5	4	187	17	13/34/186/450	175.7	17	187	12/32/168/414	159.6	11/11/1141	H	5/4/88	8/8/523	4/4/69	8/8/579
Karayanni Despina	Prof.	3	1	44	40	14/35/208/515	140.5	40	44	15/37/209/527	138.6	6/6/782	H	1/1/19	6/5/396	2/1/19	5/5/460
Koutoulas Dimitris	Asst.	3	2	68	9	14/35/208/515	206.3	9	68	14/35/206/512	185.4	10/10/388	L	3/1/39	4/2/54	3/1/32	4/2/50
Tsene Chryssoula	Asst.	2	0	11	9	16/38/212/534	210.9	9	11	16/38/216/547	212.8	3/0/16	H	2/0/9	2/0/9	2/0/11	2/0/11

Business Administration of Food and Agricultural Enterprises (UPatras) - BUS - 5 matched of 10 TRS

Member	Grade	A: h	A: i10	A: cites	A: pubs	A: rank h d/u/a/all	A: comp.	B: P_i	B: C_i	B: rank C d/u/a/all	B: comp.	GS profile h/i10/cites	Conf.	OA 2012-25 h/i10/cites	OA life h/i10/cites	S2 2012-25 h/i10/cites	S2 life h/i10/cites
Psomas Evangelos	Assoc.	37	55	5028	65	1/1/3/6	5.4	65	5028	1/1/5/12	7.8	42/65/7605	H	30/50/2740	36/60/4107	30/49/2698	36/60/4292
Beligiannis Grigorios	Prof.	20	34	2090	57	2/4/41/79	42.4	57	2090	2/3/35/67	41.2	27/54/2817	H	17/29/1379	22/41/1855	17/28/1153	21/40/1620
Patakas Angelos	Prof.	16	20	968	38	3/6/65/126	78.6	38	968	3/8/84/165	49.0	31/51/3987	H	15/20/777	27/44/2681	17/25/874	28/54/3054
Mavrommati Athanasia	Asst.	9	6	239	30	4/23/127/288	135.0	30	239	4/28/153/380	146.7	9/9/360	H	7/4/143	7/6/207	9/8/365	10/10/444
Tsirogiannis Georgios	Asst.	9	9	210	32	4/23/127/288	132.8	32	210	5/31/160/400	137.5	11/12/337	H	1/1/11	1/1/11	1/1/10	3/2/32

Economics (UPatras) - ECON - 17 matched of 18 TRS

Member	Grade	A: h	A: i10	A: cites	A: pubs	A: rank h d/u/a/all	A: comp.	B: P_i	B: C_i	B: rank C d/u/a/all	B: comp.	GS profile h/i10/cites	Conf.	OA 2012-25 h/i10/cites	OA life h/i10/cites	S2 2012-25 h/i10/cites	S2 life h/i10/cites
Kounetas Konstantinos	Prof.	22	30	1576	75	1/3/24/59	28.2	75	1576	1/4/32/98	31.3	27/40/2072	H	19/28/1178	23/36/1467	12/13/600	14/17/768
Skuras Dimitrios	Prof.	17	21	853	44	2/5/36/110	53.4	44	853	5/11/68/189	13.1	41/79/6096	L	16/18/583	31/59/3437	0/0/0	1/0/7
Tsekouras Kostas	Prof.	15	16	979	22	3/7/50/139	67.5	22	979	3/7/58/162	53.9	27/36/2446	H	13/13/656	24/30/1526	21/27/1367	29/46/2422
Stavropoulos Spyridon	Asst.	14	17	1298	25	4/9/59/157	59.4	25	1298	2/5/39/116	68.2	14/17/1298	H	12/13/886	12/13/886	26/52/2163	44/108/6016
Tagkalakis Athanasios	Assoc.	14	19	705	47	4/9/59/157	68.5	47	705	7/14/84/225	72.2	18/26/1278	H	17/29/819	19/35/1226	14/17/564	18/25/1071
Chatzistamoulou Nikolaos	Asst.	13	17	783	32	6/11/69/176	79.0	32	783	6/12/73/199	92.3	13/17/783	L	0/0/0	0/0/0	11/12/515	11/12/515
Laliotis Ioannis	Asst.	12	13	553	52	7/12/75/195	71.3	52	553	8/17/98/257	81.3	12/13/553	H	10/10/337	10/10/338	10/12/429	10/12/430
Tzagarakis Manolis	Prof.	12	13	398	51	7/12/75/195	77.5	51	398	12/23/128/312	78.2	16/25/851	H	9/9/239	13/19/537	0/0/0	0/0/0
Magerakis Efstathios	Asst.	11	11	411	18	9/15/88/221	117.1	18	411	11/22/123/302	138.4	11/11/415	H	10/10/254	10/10/254	8/8/206	8/8/206
Giannakopoulos Nicholas	Prof.	11	14	417	27	9/15/88/221	107.0	27	417	10/21/119/297	91.5	19/24/1234	H	9/9/211	14/18/697	22/43/1378	27/61/2276
Manioudis Emmanouil	Asst.	11	11	895	50	9/15/88/221	68.3	50	895	4/9/64/181	75.0	11/12/908	L	8/8/715	8/8/715	8/8/629	8/8/629
Papaioannou Sotiris	Assoc.	11	12	274	29	9/15/88/221	112.4	29	274	14/26/151/361	123.3	13/17/922	L	9/7/225	10/11/589	9/5/169	10/10/555
Dimara Efthalia	Prof.	9	9	430	11	13/23/122/288	136.2	11	430	9/19/116/292	78.5	25/34/2895	H	7/6/249	21/25/1582	6/5/204	21/26/1762
Goulas Eleftherios	Asst.	8	8	339	16	14/28/137/327	147.0	16	339	13/25/139/335	149.9	10/10/398	H	7/7/206	8/8/236		
Venetis Ioannis	Prof.	8	7	168	16	14/28/137/327	159.8	16	168	16/33/180/425	146.5	13/16/639	H			0/0/0	1/0/2
Tsampra Maria	Prof.	7	6	211	24	16/32/157/377	150.7	24	211	15/30/171/399	151.0	9/9/339	L	5/4/80	6/6/140	5/3/83	7/5/141
Polymenis Athanase	Assoc.	3	1	45	14	17/35/204/515	198.0	14	45	17/36/209/525	196.1	5/3/105	H	3/1/26	3/2/52	2/1/25	4/3/1234

Accounting and Finance (UThessaly) - FIN - 10 matched of 11 TRS

Member	Grade	A: h	A: i10	A: cites	A: pubs	A: rank h d/u/a/all	A: comp.	B: P_i	B: C_i	B: rank C d/u/a/all	B: comp.	GS profile h/i10/cites	Conf.	OA 2012-25 h/i10/cites	OA life h/i10/cites	S2 2012-25 h/i10/cites	S2 life h/i10/cites
Kyriazis Nikolaos	Asst.	24	38	2261	62	1/5/7/44	8.8	62	2261	1/8/8/60	11.0	24/39/2304	H	28/51/2623	29/56/3939	9/8/822	12/13/2397
Nerantzidis Michail	Assoc.	19	29	1169	47	2/11/10/85	15.2	47	1169	3/12/18/132	18.8	19/30/1195	H	17/24/783	17/24/783	16/20/668	16/20/668
Koutoupis Andreas	Prof.	18	31	1146	89	3/12/12/92	9.9	89	1146	4/13/19/134	11.1	18/34/1306	L	13/19/685	14/20/738	13/15/531	13/16/593
Fassas Athanasios	Prof.	18	23	1224	43	3/12/12/92	15.8	43	1224	2/11/15/123	17.7	19/26/1301	H	18/28/2091	42/92/8155	14/20/693	14/23/729
Persakis Antonios	Assoc.	13	15	944	27	5/17/25/176	28.9	27	944	6/16/24/171	31.5	14/16/972	L	8/8/307	8/8/309	8/7/225	8/7/227

Member	Grade	A: h	A: i10	A: cites	A: pubs	A: rank h d/u/a/all	A: comp.	B: P_i	B: C_i	B: rank C d/u/a/all	B: comp.	GS profile h/i10/cites	Conf.	OA 2012-25 h/i10/cites	OA life h/i10/cites	S2 2012-25 h/i10/cites	S2 life h/i10/cites
Santouridis Ilias	Prof.	11	11	1128	18	6/21/32/221	31.3	18	1128	5/14/20/136	26.2	18/21/2312	H	10/10/542	13/15/1133	9/9/499	13/15/1158
Tsoutsa Paraskevi	Assoc.	10	11	652	33	7/23/38/261	35.9	33	652	7/20/34/236	39.8	10/11/659	H	7/6/271	7/6/271	7/6/279	7/6/279
Damasiotis Vyron	Assoc.	9	9	279	28	8/26/41/288	46.6	28	279	10/29/62/358	51.6	10/10/303	H	7/3/145	7/3/145	6/2/114	6/2/114
Tsakalos Ioannis	Assoc.	8	8	297	23	9/28/48/327	53.0	23	297	9/28/59/352	58.0	9/9/334	H	7/7/202	8/8/220	7/6/197	8/7/212
Tsifora Evdokia	Asst.	6	5	445	7	10/30/70/410	64.1	7	445	8/24/43/288	68.8	6/6/472	H	4/3/178	5/3/183	5/3/202	5/4/213

Business Administration (UThessaly) - BUS - 11 matched of 15 TRS

Member	Grade	A: h	A: i10	A: cites	A: pubs	A: rank h d/u/a/all	A: comp.	B: P_i	B: C_i	B: rank C d/u/a/all	B: comp.	GS profile h/i10/cites	Conf.	OA 2012-25 h/i10/cites	OA life h/i10/cites	S2 2012-25 h/i10/cites	S2 life h/i10/cites
Belias Dimitris	Asst.	36	120	6302	243	1/2/4/7	2.4	243	6302	1/2/2/8	2.8	37/121/6366	H	26/71/2457	26/71/2458	15/26/1272	15/26/1275
Anthopoulos Leonidas	Prof.	33	66	6228	140	2/3/8/15	5.4	140	6228	2/3/3/9	5.6	37/81/7570	H	27/52/3537	29/59/4108	24/39/2877	26/49/3460
Koustelios Athanasios	Prof.	29	58	4091	112	3/4/9/19	11.2	112	4091	3/4/11/21	10.6	40/92/7543	H	19/31/1417	27/57/2808	15/21/1040	22/47/2568
Fitsilis Panagiotis	Prof.	22	51	2037	120	4/9/29/59	21.7	120	2037	4/9/37/70	23.5	26/71/3727	L	18/34/1166	22/48/2187	0/0/0	1/0/5
Kazantzi Vasiliki	Prof.	13	16	530	31	5/17/84/176	106.8	31	530	6/21/123/262	103.4	19/27/1464	H	11/12/394	15/21/1071	11/12/369	16/21/1029
Theodosiou Georgios	Prof.	10	10	368	44	6/23/117/261	103.7	44	368	7/26/142/321	109.2	11/12/440	L	4/3/111	5/4/143	4/3/94	29/72/3018
Kakkos Nikolaos	Assoc.	9	9	655	24	7/26/127/288	128.3	24	655	5/19/112/235	136.6	10/11/996	H	8/8/280	9/9/404	7/5/189	8/6/315
Tselios Dimitrios	Assoc.	7	5	164	40	8/29/161/377	127.0	40	164	9/31/177/429	131.5	7/5/169	H	5/1/89	5/2/117	3/1/26	3/1/26
Syrakoulis Kleanthis	Prof.	5	5	200	11	9/33/186/450	181.8	11	200	8/30/164/405	170.7	10/10/474	L			0/0/0	1/1/12
Koukoumialos Stylianos	Prof.	5	2	70	17	9/33/186/450	187.5	17	70	11/35/205/511	179.4	9/8/307	H	1/0/6	1/0/6	4/0/35	7/4/165
Papadimopoulos Ioannis	Prof.	5	3	89	38	9/33/186/450	141.5	38	89	10/34/202/496	143.4	6/3/108	H	1/0/3	1/0/3	1/0/2	1/0/2

Economics (UThessaly) - ECON - 16 matched of 23 TRS

Member	Grade	A: h	A: i10	A: cites	A: pubs	A: rank h d/u/a/all	A: comp.	B: P_i	B: C_i	B: rank C d/u/a/all	B: comp.	GS profile h/i10/cites	Conf.	OA 2012-25 h/i10/cites	OA life h/i10/cites	S2 2012-25 h/i10/cites	S2 life h/i10/cites
Halkos George	Prof.	54	188	12237	467	1/1/1/1	1.5	467	12237	1/1/2/2	1.5	65/257/17211	L	42/133/7756	48/177/10324	0/0/0	2/2/68
Iatridis Georgios	Prof.	23	33	3186	48	2/6/20/49	19.1	48	3186	2/5/11/28	17.7	32/46/5335	H	20/24/1761	27/35/2936	21/24/1657	25/34/2770
Metaxas Theodoros	Prof.	23	47	1733	151	2/6/20/49	13.2	151	1733	5/10/29/83	13.8	29/71/2935	L	2/0/5	3/1/35	0/0/0	0/0/0
Kollias Christos	Prof.	23	45	2281	80	2/6/20/49	21.4	80	2281	4/7/20/58	11.7	39/87/5311	H	18/30/1499	30/65/3361	2/0/12	2/0/12
Bellou Victoria	Prof.	22	26	2658	36	5/9/24/59	26.9	36	2658	3/6/17/47	20.4	33/42/4645	H	16/22/1511	26/37/2351	26/39/4162	34/54/5115
Vlachos Vasileios	Assoc.	17	34	1042	137	6/14/36/110	24.0	137	1042	6/15/49/144	26.0	16/27/1859	H	11/15/469	14/22/944	10/11/403	11/13/489
Arvanitidis Paschalis	Prof.	15	23	757	66	7/15/50/139	49.0	66	757	7/17/79/208	50.5	20/36/1364	H	9/9/365	13/14/558	9/9/359	12/14/611
Economou Emmanouil-Marios	Asst.	14	29	716	103	8/16/59/157	32.7	103	716	8/18/82/221	35.2	14/29/716	H	0/0/0	4/4/742	11/15/345	11/15/345
Stergiou Andreas	Prof.	13	14	476	67	9/17/69/176	56.4	67	476	10/23/108/274	61.1	14/18/601	H	18/24/870	23/60/1865	3/0/20	3/0/26
Economou Athina	Assoc.	12	12	500	31	10/20/75/195	91.9	31	500	9/22/102/267	97.7	15/15/796	H	11/11/303	14/16/515	11/12/340	14/17/550
Tsiapa Maria	Asst.	11	14	401	31	11/21/88/221	104.3	31	401	11/25/127/311	113.6	13/17/545	H	9/8/241	10/10/304	9/9/229	10/11/305
Tsilika Kyriaki	Assoc.	10	11	352	43	12/23/108/261	99.6	43	352	12/27/136/329	108.1	10/11/372	H	8/4/211	8/4/219	9/7/197	9/7/207
Tsintzos Panagiotis	Prof.	6	6	136	14	13/30/171/410	179.4	14	136	13/32/185/452	180.5	8/7/165	H	6/5/95	6/5/98	6/4/79	6/4/83
Emmanouilidis Kyriakos	Asst.	6	6	124	16	13/30/171/410	175.6	16	124	14/33/188/460	180.3	7/6/133	H	6/4/92	6/4/92	6/5/94	6/5/98
Tzemos Vasileios	Assoc.	1	0	4	1	15/36/219/546	221.3	1	4	16/37/222/551	221.3	2/1/25	H	2/0/4	2/0/4	1/0/2	1/0/2
Anagnostou Angeliki	Asst.	1	1	18	1	15/36/219/546	220.0	1	18	15/36/218/541	220.0	2/1/25	H	3/2/89	3/2/89	17/37/1424	17/38/1703

Economics (UoC) - ECON - 18 matched of 21 TRS

Member	Grade	A: h	A: i10	A: cites	A: pubs	A: rank h d/u/a/all	A: comp.	B: P_i	B: C_i	B: rank C d/u/a/all	B: comp.	GS profile h/i10/cites	Conf.	OA 2012-25 h/i10/cites	OA life h/i10/cites	S2 2012-25 h/i10/cites	S2 life h/i10/cites
Tsagris Michail	Assoc.	26	44	2513	94	1/1/11/30	15.3	94	2513	1/1/18/51	21.9	27/46/2645	H	19/32/1471	19/33/1507	20/31/1578	21/32/1646
Gaganis Chrysovalantis	Prof.	24	34	2215	60	2/2/18/44	24.3	60	2215	2/2/23/63	18.9	35/60/3977	H	18/23/1345	29/40/2322	20/24/1426	29/43/2424
Emvalomatis Gregory	Assoc.	17	22	1001	41	3/3/36/110	50.9	41	1001	6/6/54/157	65.4	18/26/1200	H	13/15/563	17/19/791	15/17/635	17/19/773
Apostolakis George	Asst.	15	18	1026	25	4/4/50/139	63.1	25	1026	4/4/51/151	77.1	15/18/1028	H	13/15/733	13/15/733	8/4/238	8/5/251
Tzouvelekas Vangelis	Prof.	12	15	1013	36	5/5/75/195	69.3	36	1013	5/5/53/156	45.7	28/61/4498	H	9/9/597	23/45/2690	0/0/0	1/1/31
Giannellis Nikolaos	Prof.	10	13	331	19	6/6/108/261	131.6	19	331	8/8/142/342	125.2	14/19/557	H	11/11/227	12/15/349	9/9/199	12/13/331
Milonakis Dimitris	Prof.	9	8	214	19	7/7/122/288	145.8	19	214	13/13/170/397	126.4	15/20/2059	H	6/3/114	12/13/913	6/3/110	11/11/684
Chatzimichael Konstantinos	Assoc.	8	8	274	17	8/8/137/327	150.1	17	274	9/9/151/361	162.8	8/8/275	M	6/4/136	6/4/136	7/5/171	7/5/171
Spyriadis Thanasis	Asst.	8	8	243	11	8/8/137/327	159.3	11	243	11/11/158/375	152.0	12/12/377	H	6/3/90	7/4/119	5/1/47	6/4/158
Koukouritakis Minoas	Prof.	8	6	231	22	8/8/137/327	145.4	22	231	12/12/163/384	139.4	12/14/402	H	7/6/180	9/8/270	7/7/158	9/9/268
Stamatopoulos Giorgos	Prof.	7	4	171	31	11/11/157/377	139.3	31	171	14/14/177/422	135.9	10/10/368	H	5/3/116	9/9/266	0/0/0	0/0/0

Member	Grade	A: h	A: i10	A: cites	A: pubs	A: rank h d/u/a/all	A: comp.	B: P_i	B: C_i	B: rank C d/u/a/all	B: comp.	GS profile h/i10/cites	Conf.	OA 2012-25 h/i10/cites	OA life h/i10/cites	S2 2012-25 h/i10/cites	S2 life h/i10/cites
Tsiotas Georgios	Assoc.	7	4	140	14	11/11/157/377	173.7	14	140	16/16/184/448	180.2	8/6/190	H	4/1/44	6/3/122	5/3/100	6/4/131
Genius Margarita	Prof.	7	7	1499	15	11/11/157/377	72.4	15	1499	3/3/34/101	62.4	16/18/2629	H	6/6/504	14/20/1578	6/6/584	16/21/1532
Daskalaki Charoula	Asst.	6	4	368	11	14/14/171/410	161.0	11	368	7/7/132/321	166.5	6/5/865	H	5/4/295	6/5/362	11/11/586	12/12/919
Skartados Panagiotis	Asst.	5	3	150	22	15/15/182/450	165.0	22	150	15/15/182/442	169.1	5/3/150	H	5/2/124	5/2/124	5/2/117	5/2/117
Lapatsioras Spyros	Asst.	5	2	271	8	15/15/182/450	178.2	8	271	10/10/153/363	179.1	7/4/318	H	5/3/136	6/3/154	4/2/112	6/2/134
Koutentakis Franciscos	Asst.	4	4	125	14	17/17/193/487	187.6	14	125	17/17/187/459	189.1	5/5/148	H	3/3/48	4/4/59	4/2/60	5/3/74
Kalaitzidakis Pantelis	Prof.	4	4	110	6	17/17/193/487	199.5	6	110	18/18/192/476	131.3	16/19/2713	H	5/3/79	15/19/1895	4/2/67	13/17/1973

Accounting and Finance (UoI) - FIN - 10 matched of 12 TRS

Member	Grade	A: h	A: i10	A: cites	A: pubs	A: rank h d/u/a/all	A: comp.	B: P_i	B: C_i	B: rank C d/u/a/all	B: comp.	GS profile h/i10/cites	Conf.	OA 2012-25 h/i10/cites	OA life h/i10/cites	S2 2012-25 h/i10/cites	S2 life h/i10/cites
Karamanis Konstantinos	Prof.	11	14	721	68	1/4/32/221	17.2	68	721	1/5/31/219	18.2	11/14/734	H	4/0/29	4/0/29	1/0/3	1/0/3
Kitsantas Thomas	Lect.	8	8	336	17	2/6/48/327	57.3	17	336	2/7/54/338	66.4	8/8/339	H	5/3/127	5/3/127	5/4/115	5/4/115
Kolias Georgios	Asst.	8	7	193	31	2/6/48/327	49.4	31	193	4/11/70/410	55.9	8/8/363	H	6/2/95	6/3/170	4/0/38	5/1/126
Triarchi Eirini	Asst.	6	2	336	28	4/10/70/410	53.0	28	336	2/7/54/338	56.1	6/2/336	H	4/2/116	4/2/116	3/1/59	3/1/59
Ganas Ioannis	Prof.	6	3	64	11	4/10/70/410	88.4	11	64	9/16/106/515	84.5	9/8/610	H	3/2/29	7/5/368	4/0/35	6/3/405
Galanou Aikaterini	Prof.	5	3	148	18	6/12/84/450	76.5	18	148	5/12/78/443	73.1	8/7/615	H	3/1/59	3/1/59	4/1/53	4/1/53
Tagkas Periklis	Prof.	5	4	92	24	6/12/84/450	71.5	24	92	6/13/96/491	74.4	5/4/109	L	4/0/26	4/0/29	3/0/25	3/0/28
Anagnostakis Aristidis	Lect.	5	3	83	12	6/12/84/450	91.6	12	83	7/14/99/501	93.9	6/4/114	L	3/2/52	4/2/62	4/1/42	5/1/56
Pappa Paraskevi	Lect.	4	1	65	17	9/16/96/487	91.1	17	65	8/15/105/513	93.4	4/1/65	H	2/1/37	2/1/37	2/0/7	2/0/7
Kypriotelis Efstratios	Asst.	3	1	48	16	10/17/105/515	95.9	16	48	10/17/108/523	97.2	3/1/51	H	3/1/29	3/1/30	3/0/21	3/0/21

Economics (UoI) - ECON - 9 matched of 17 TRS

Member	Grade	A: h	A: i10	A: cites	A: pubs	A: rank h d/u/a/all	A: comp.	B: P_i	B: C_i	B: rank C d/u/a/all	B: comp.	GS profile h/i10/cites	Conf.	OA 2012-25 h/i10/cites	OA life h/i10/cites	S2 2012-25 h/i10/cites	S2 life h/i10/cites
Ntritsos Georgios	Asst.	25	35	4272	73	1/1/15/37	12.4	73	4272	1/1/7/16	15.0	25/36/4317	H	17/28/2981	17/28/2985	2/0/15	2/0/15
Adam Antonis	Prof.	13	17	942	46	2/2/69/176	66.1	46	942	2/2/61/172	63.8	19/29/1784	H	14/18/765	20/35/1435	11/11/563	19/24/1281
Grigoriadis Vasilis	Asst.	12	14	860	24	3/3/75/195	82.9	24	860	4/4/66/187	96.6	12/14/860	H	10/12/326	10/12/326	9/8/276	9/8/276
Mylonidis Nikolaos	Prof.	11	11	711	22	4/4/88/221	98.0	22	711	5/6/83/222	88.4	18/23/1657	H	11/11/374	17/22/1018	1/0/2	1/0/2
Angelopoulos Angelos	Asst.	8	7	876	10	5/6/137/327	108.4	10	876	3/3/65/183	114.8	9/8/901	M	8/7/641	40/107/5473	10/10/662	20/25/1544
Landis Conrad Felix Michel	Asst.	8	7	244	49	5/6/137/327	99.8	49	244	7/10/157/374	105.2	8/7/256	H	6/5/118	6/5/118	6/3/99	29/47/3438
Logothetis Vasileios	Asst.	5	5	262	9	7/12/182/450	178.5	9	262	6/9/156/368	183.3	5/5/262	L	4/2/42	4/2/42	1/1/104	1/1/104
Charistos Konstantinos	Asst.	3	0	26	13	8/17/204/515	201.4	13	26	8/18/214/535	204.0	3/0/26	H	2/0/21	2/0/21	2/0/13	2/0/14
Sofronidis Nikolaos	Prof.	1	0	4	7	9/19/219/546	217.6	7	4	9/19/222/551	213.1	4/1/88	H	1/0/5	5/1/67	2/1/143	5/2/210

Accounting and Finance (UoM) - FIN - 13 matched of 18 TRS

Member	Grade	A: h	A: i10	A: cites	A: pubs	A: rank h d/u/a/all	A: comp.	B: P_i	B: C_i	B: rank C d/u/a/all	B: comp.	GS profile h/i10/cites	Conf.	OA 2012-25 h/i10/cites	OA life h/i10/cites	S2 2012-25 h/i10/cites	S2 life h/i10/cites
Alexandridis Antonis	Asst.	21	31	2480	122	1/12/8/71	3.9	122	2480	1/9/7/53	4.0	16/28/3349	L	19/28/1696	24/41/2418	23/35/1624	27/64/2866
Mavragani Eleni	Asst.	12	12	1117	33	2/20/29/195	27.3	33	1117	2/18/21/139	28.9	13/13/1190	H	10/10/623	10/10/624	9/9/623	10/10/655
Protogeros Nikolaos	Prof.	11	11	440	18	3/22/32/221	43.8	18	440	6/28/44/290	48.2	12/17/566	L	1/1/27	3/1/42	0/0/0	2/0/19
Pavlatos Odysseas	Asst.	11	11	789	17	3/22/32/221	37.5	17	789	3/22/28/198	35.0	16/18/1411	H	10/10/480	13/15/763	9/9/384	12/15/740
Tziogkidis Panagiotis	Asst.	9	8	518	18	5/27/41/288	47.0	18	518	4/26/40/264	54.2	9/9/673	H	7/7/348	8/8/434	8/7/329	8/8/435
Messis Petros	Asst.	9	8	243	19	5/27/41/288	54.9	19	243	8/35/66/375	61.9	10/11/337	H	7/4/168	8/5/210	7/5/149	8/6/206
Livanis Efstratios	Asst.	8	7	221	26	7/30/48/327	53.0	26	221	9/37/69/392	58.1	9/9/294	H	6/3/113	6/5/144	5/3/100	6/5/145
Negkakis Christos	Prof.	8	7	486	19	7/30/48/327	49.7	19	486	5/27/41/271	46.5	12/14/881	L	5/3/86	5/3/86	5/2/83	5/2/83
Ladas Anestis	Prof.	7	6	408	18	9/33/61/377	57.5	18	408	7/30/47/307	60.6	8/8/582	H	6/5/245	7/7/337	6/4/229	7/6/320
Papadopoulos Simeon	Assoc.	5	5	120	15	10/38/84/450	84.0	15	120	10/41/84/465	80.0	8/8/209	H	6/3/75	7/4/121	4/3/65	7/4/120
Sikalidis Alexandros	Asst.	5	3	98	11	10/38/84/450	91.6	11	98	12/44/94/487	96.3	5/3/99	H	4/2/61	4/2/61	17/24/1005	20/29/1275
Moutsianas Konstantinos	Asst.	4	3	113	10	12/42/96/487	94.3	10	113	11/42/87/473	96.7	4/3/113	H	4/4/97	4/4/97	4/3/67	4/3/67
Samara Aggeliki	Asst.	2	1	25	3	13/48/110/534	110.3	3	25	13/48/110/536	110.7	2/1/25	H	3/0/15	3/0/15		

Business Administration (UoM) - BUS - 22 matched of 26 TRS

Member	Grade	A: h	A: i10	A: cites	A: pubs	A: rank h d/u/a/all	A: comp.	B: P_i	B: C_i	B: rank C d/u/a/all	B: comp.	GS profile h/i10/cites	Conf.	OA 2012-25 h/i10/cites	OA life h/i10/cites	S2 2012-25 h/i10/cites	S2 life h/i10/cites
Kafetzopoulos Dimitrios	Assoc.	29	45	3841	68	1/3/9/19	13.8	68	3841	1/2/12/22	16.9	34/51/4964	H	25/41/2154	27/46/2751	22/35/2061	26/41/2624
Tarabanis Konstantinos	Prof.	28	62	2927	154	2/4/11/22	11.8	154	2927	5/7/19/36	7.3	48/177/9675	H	23/48/1645	37/118/5269	0/0/0	2/2/134
Tsiotsou Rodoula	Prof.	28	40	2999	77	2/4/11/22	16.8	77	2999	4/6/18/34	11.8	42/68/7324	H	22/29/1479	27/45/2869	22/29/1425	30/45/3466
Vassiliadis Christos	Prof.	26	40	3301	82	4/6/16/30	18.2	82	3301	2/3/15/25	21.7	30/55/3909	L	17/29/1700	20/35/1895	1/0/1	1/0/1
Gotzamani Aikaterini	Prof.	26	40	3123	63	4/6/16/30	20.7	63	3123	3/5/16/29	17.3	36/59/5956	H	1/0/2	1/0/2	1/0/2	1/0/2
Katou Anastasia	Prof.	25	32	2277	46	6/8/18/37	29.7	46	2277	8/11/32/59	28.7	33/46/5162	H	20/27/1166	26/39/2456	19/27/1141	26/38/2641

Member	Grade	A: h	A: i10	A: cites	A: pubs	A: rank h d/u/a/all	A: comp.	B: P_i	B: C_i	B: rank C d/u/a/all	B: comp.	GS profile h/i10/cites	Conf.	OA 2012-25 h/i10/cites	OA life h/i10/cites	S2 2012-25 h/i10/cites	S2 life h/i10/cites
Konstantaras Ioannis	Assoc.	25	37	2119	54	6/8/18/37	29.4	54	2119	9/12/34/66	28.4	33/52/3763	H	22/29/1417	29/45/2660	2/0/13	3/1/83
Kalampokis Evangelos	Asst.	23	41	1592	104	8/10/23/49	26.8	104	1592	12/15/54/96	32.5	26/46/2315	H	21/35/1392	23/40/1791	21/38/1344	22/43/1776
Hatzithomas Leonidas	Assoc.	22	36	1654	96	9/11/29/59	30.5	96	1654	11/14/49/91	36.1	24/41/2140	H	18/25/917	20/28/1151	18/22/812	18/24/995
Drogalas George	Assoc.	21	36	2323	70	10/12/36/71	34.1	70	2323	7/10/29/55	36.6	25/49/3087	H	17/24/1039	17/26/1129	15/21/781	15/23/911
Papathanasiou Iason	Prof.	20	48	2009	179	11/14/41/79	12.0	179	2009	10/13/39/72	12.3	24/63/2824	H	1/0/7	1/0/7		
Vouzas Fotis	Prof.	18	26	1256	53	12/15/49/92	57.2	53	1256	13/16/65/119	53.7	26/40/2460	L	11/12/463	18/21/1036	10/11/438	18/21/1106
Andronikidis Andreas	Prof.	17	24	2833	41	13/16/60/110	38.0	41	2833	6/8/20/40	37.5	23/37/3700	H	14/19/1673	19/28/2162	14/18/1595	18/30/2028
Tampakoudis Ioannis	Assoc.	17	18	961	33	13/16/60/110	80.1	33	961	14/20/85/168	89.3	19/22/1180	H	15/16/584	15/17/610	14/16/524	15/17/553
Georgiou Andreas	Prof.	12	15	656	36	15/20/93/195	100.8	36	656	17/25/111/234	90.7	20/31/1447	H	16/21/999	17/24/1167	2/0/9	2/0/9
Eleftheriadis Iordanis	Prof.	11	11	774	44	16/22/103/221	90.5	44	774	16/23/99/203	95.0	13/14/891	H	8/7/486	8/7/497	10/10/685	16/22/1028
Tsironis Loukas	Prof.	11	11	866	30	16/22/103/221	107.0	30	866	15/21/95/185	100.1	18/22/1650	H	10/10/496	20/31/1606	11/12/594	22/31/1490
Sklavounos Nikolaos	Asst.	9	8	219	27	18/27/127/288	140.3	27	219	20/38/157/393	153.0	9/8/239	H	6/3/78	6/3/80	6/3/71	6/3/71
Karagianni Roxani	Asst.	8	7	410	31	19/30/144/327	134.2	31	410	18/29/136/304	142.2	8/7/418	L	7/4/252	7/5/288	2/0/11	2/0/11
Soubeniotis Demetres	Prof.	6	6	252	27	20/36/171/410	153.0	27	252	19/34/151/372	140.2	12/12/449	H	1/1/26	1/1/26	1/1/22	1/1/22
Kaparis Konstantinos	Assoc.	5	5	167	29	21/38/186/450	160.2	29	167	21/40/175/426	146.8	11/11/646	H	5/3/115	9/9/452	6/4/107	10/10/472
Kourdoumpalou Stavroula	Asst.	4	3	107	9	22/42/200/487	200.6	9	107	22/43/197/480	205.4	4/3/108	H	4/2/51	4/2/52	3/2/45	3/2/45

Economics (UoM) - ECON - 13 matched of 21 TRS

Member	Grade	A: h	A: i10	A: cites	A: pubs	A: rank h d/u/a/all	A: comp.	B: P_i	B: C_i	B: rank C d/u/a/all	B: comp.	GS profile h/i10/cites	Conf.	OA 2012-25 h/i10/cites	OA life h/i10/cites	S2 2012-25 h/i10/cites	S2 life h/i10/cites
Economides Anastasios	Prof.	41	118	8769	191	1/1/3/4	3.6	191	8769	1/1/4/5	3.6	55/193/13639	H	31/85/4946	44/146/7896	5/3/115	5/3/115
Panagiotidis Theodore	Prof.	31	57	3208	94	2/2/8/18	10.9	94	3208	2/4/10/27	11.5	37/82/5067	H	26/46/2281	31/76/3556	26/47/2248	31/76/3565
Karagiannis Giannis	Prof.	17	29	1170	96	3/16/36/110	29.4	96	1170	3/17/46/131	23.1	31/70/3506	H	14/19/779	28/54/2283	14/22/785	28/57/2390
Litina Anastasia	Assoc.	17	20	962	81	3/16/36/110	34.8	81	962	4/19/60/167	41.1	18/22/1028	H	12/13/574	12/15/610	13/13/512	13/15/565
Bampinas Georgios	Asst.	11	11	703	17	5/22/88/221	102.8	17	703	5/24/85/226	118.9	11/11/703	H	10/10/534	10/10/534	9/9/498	9/9/498
Pantelidis Theologos	Prof.	7	7	331	18	6/33/157/377	153.5	18	331	6/31/142/342	127.2	14/15/1254	H	7/5/168	14/16/980	7/7/261	14/15/936
Boikos Spyridon	Asst.	7	6	222	14	6/33/157/377	168.0	14	222	9/36/166/390	177.6	7/6/222	H	6/4/142	6/4/142	6/4/129	6/4/129
Samartzis Panagiotis	Asst.	6	3	277	20	8/36/171/410	156.4	20	277	8/33/149/359	161.6	6/3/284	H	4/2/144	4/2/144	10/10/289	23/36/1646
Zormpas Dimitrios	Asst.	5	4	81	19	9/38/182/450	176.3	19	81	11/45/199/505	181.1	5/4/81	H	4/1/50	4/1/50	4/1/34	4/1/34
Alipranti Maria	Asst.	4	3	215	16	10/42/193/487	176.3	16	215	10/39/169/396	179.8	5/4/228	H	5/2/212	5/2/214	5/3/297	5/3/297
Constantatos Christos	Prof.	4	3	320	16	10/42/193/487	166.7	16	320	7/32/145/346	129.1	14/15/1024	H	3/2/209	11/12/530	2/2/202	12/12/587
Tzika Paraskevi	Asst.	4	2	72	8	10/42/193/487	200.8	8	72	12/46/202/509	205.3	4/2/72	H	5/3/62	5/3/62	5/2/59	5/2/61
Katranidis Stelios	Prof.	3	3	50	8	13/47/204/515	206.3	8	50	13/47/207/522	181.4	10/12/556	H	2/1/24	7/5/140	3/1/31	8/6/375

Accounting and Finance (UoP) - FIN - 6 matched of 12 TRS

Member	Grade	A: h	A: i10	A: cites	A: pubs	A: rank h d/u/a/all	A: comp.	B: P_i	B: C_i	B: rank C d/u/a/all	B: comp.	GS profile h/i10/cites	Conf.	OA 2012-25 h/i10/cites	OA life h/i10/cites	S2 2012-25 h/i10/cites	S2 life h/i10/cites
Dimitropoulos Panagiotis	Asst.	27	49	3022	106	1/2/3/26	3.8	106	3022	1/2/4/33	3.8	34/63/4599	H	23/33/1769	27/44/2653	21/32/1471	25/43/2411
Agoraki Maria-Eleni	Assoc.	14	17	745	25	2/9/21/157	29.3	25	745	2/11/29/212	32.6	16/20/2270	H	11/13/473	13/16/754	11/12/447	13/15/1403
Makris Ilias	Prof.	12	16	615	60	3/11/29/195	24.0	60	615	3/13/36/242	25.2	13/19/703	H	9/8/348	10/10/393	4/2/57	4/2/57
Mavridoglou Georgios	Asst.	9	9	267	42	4/18/41/288	38.8	42	267	4/20/63/365	42.2	10/10/371	H	7/4/116	7/4/118	4/0/36	5/1/87
Giannopoulos Vasileios	Assoc.	6	4	105	22	5/21/70/410	69.6	22	105	5/23/91/481	75.1	5/3/111	H	4/0/56	4/0/56	4/0/43	4/0/43
Nikolaidis Vasileios	Assoc.	5	2	105	21	6/23/84/450	74.2	21	105	5/23/91/481	71.0	8/8/517	L	4/2/65	7/5/234	6/4/106	6/4/106

Business and Organization Administration (UoP) - BUS - 6 matched of 15 TRS

Member	Grade	A: h	A: i10	A: cites	A: pubs	A: rank h d/u/a/all	A: comp.	B: P_i	B: C_i	B: rank C d/u/a/all	B: comp.	GS profile h/i10/cites	Conf.	OA 2012-25 h/i10/cites	OA life h/i10/cites	S2 2012-25 h/i10/cites	S2 life h/i10/cites
Livieris Ioannis	Assoc.	35	75	4711	107	1/1/5/9	7.2	107	4711	1/1/6/13	9.7	36/80/4857	H	29/66/3331	29/69/3403	28/59/3056	29/60/3110
Bitsani Evgenia	Prof.	19	29	1126	95	2/6/44/85	38.0	95	1126	2/8/69/137	42.7	20/36/1418	L	6/6/174	7/6/186	5/5/161	6/5/170
Christopoulou Stella	Lect.	7	6	160	24	3/19/161/377	163.0	24	160	5/22/178/432	170.4	7/6/160	H	7/4/114	7/4/114		
Georgopoulos Efstratios	Prof.	6	4	555	16	4/21/171/410	152.0	16	555	3/14/120/255	139.4	12/14/1276	H	5/3/276	10/10/863	0/0/0	0/0/0
Siokas Evangelos	Assoc.	5	4	286	12	5/23/186/450	173.3	12	286	4/19/147/355	173.0	7/7/415	H	4/4/176	6/5/234	4/4/178	6/5/245
Petraki Maria	Asst.	4	0	34	15	6/26/200/487	198.4	15	34	6/26/212/530	203.1	4/0/36	H	4/3/210	7/7/382	1/0/1	1/0/1

Economics (UoP) - ECON - 10 matched of 11 TRS

Member	Grade	A: h	A: i10	A: cites	A: pubs	A: rank h d/u/a/all	A: comp.	B: P_i	B: C_i	B: rank C d/u/a/all	B: comp.	GS profile h/i10/cites	Conf.	OA 2012-25 h/i10/cites	OA life h/i10/cites	S2 2012-25 h/i10/cites	S2 life h/i10/cites
Vlachos Dimitrios	Prof.	15	19	992	84	1/8/50/139	35.9	84	992	2/9/55/158	25.8	30/57/2516	H	0/0/0	0/0/0	0/0/0	0/0/0
Giotopoulos Ioannis	Assoc.	14	15	1420	32	2/9/59/157	55.0	32	1420	1/6/36/109	61.3	15/17/1560	H	12/13/877	13/15/963	12/13/802	13/15/908
Lazakidou Athina	Prof.	12	15	426	64	3/11/75/195	63.1	64	426	6/17/117/293	63.6	16/26/1257	H	9/7/181	12/15/362	9/7/203	12/18/602
Daskalopoulou Eirini	Prof.	11	13	489	30	4/14/88/221	99.8	30	489	4/15/104/269	94.7	16/27/1105	H	0/0/0	0/0/0	8/7/239	18/28/1079
Angelidis Timotheos	Prof.	10	10	446	17	5/15/108/261	124.9	17	446	5/16/115/286	78.9	24/31/2019	H	8/8/275	19/26/931	9/9/311	19/28/1324
Fotopoulos Georgios	Prof.	10	11	783	15	5/15/108/261	104.9	15	783	3/10/73/199	71.3	23/29/2179	H	8/7/521	20/26/1401	10/12/605	22/30/1575
Alexopoulos Thomas	Assoc.	10	10	415	26	5/15/108/261	116.3	26	415	7/18/120/298	128.1	10/10/415	L	7/6/307	7/6/307	3/2/37	3/2/37
Skintzi Vasiliki	Assoc.	7	6	231	11	8/19/157/377	169.4	11	231	8/21/163/384	164.5	10/10/637	H	6/4/117	9/9/391	6/5/148	9/9/414
Fameliti Stavroula	Asst.	5	1	48	7	9/23/182/450	199.7	7	48	9/25/208/523	205.8	5/1/48	H	3/1/32	3/1/32	3/1/30	3/1/30
Griva Krina	Asst.	1	1	24	3	10/27/219/546	218.0	3	24	10/27/215/537	215.6	3/3/145	H	1/0/3	3/1/76	1/1/16	2/2/79

Management Science and Technology (UoP) - BUS - 5 matched of 10 TRS

Member	Grade	A: h	A: i10	A: cites	A: pubs	A: rank h d/u/a/all	A: comp.	B: P_i	B: C_i	B: rank C d/u/a/all	B: comp.	GS profile h/i10/cites	Conf.	OA 2012-25 h/i10/cites	OA life h/i10/cites	S2 2012-25 h/i10/cites	S2 life h/i10/cites
Liargovas Panagiotis	Prof.	23	41	2519	157	1/3/23/49	14.6	157	2519	1/3/27/50	15.5	29/72/3974	L	17/27/987	21/41/1691	1/0/11	1/0/11
Apostolopoulos Nikolaos	Assoc.	23	40	2315	90	1/3/23/49	26.0	90	2315	2/4/30/56	33.5	23/40/2324	H	9/9/374	9/9/375	3/1/29	4/2/74
Spiliotopoulos Dimitrios	Assoc.	23	37	1609	111	1/3/23/49	25.4	111	1609	3/5/52/94	29.7	27/49/2044	L	20/31/1048	20/42/1305	1/0/3	1/0/3
Kakouris Alexandros	Assoc.	17	24	1334	73	4/7/60/110	48.9	73	1334	4/7/62/114	54.5	17/28/1527	H	12/15/622	12/15/624	16/24/854	17/26/930
Dermatis Zacharias	Asst.	12	18	641	77	5/11/93/195	57.8	77	641	5/12/113/237	61.5	12/18/644	H	9/7/313	9/7/313	6/3/200	6/3/200

Accounting and Finance (UoWM) - FIN - 8 matched of 12 TRS

Member	Grade	A: h	A: i10	A: cites	A: pubs	A: rank h d/u/a/all	A: comp.	B: P_i	B: C_i	B: rank C d/u/a/all	B: comp.	GS profile h/i10/cites	Conf.	OA 2012-25 h/i10/cites	OA life h/i10/cites	S2 2012-25 h/i10/cites	S2 life h/i10/cites
Sariannidis Nikolaos	Prof.	27	51	2878	111	1/3/3/26	4.0	111	2878	1/3/6/37	4.9	29/68/3450	H	20/38/1751	23/47/2014	8/6/190	8/6/192
Samara Elpida	Asst.	13	17	913	59	2/10/25/176	22.1	59	913	2/10/25/177	23.3	15/23/1024	H	11/14/598	12/15/630		
Kyriakogkonas Panagiotis	Asst.	9	9	356	35	3/11/41/288	40.6	35	356	5/18/50/327	46.0	9/9/356	H	5/5/208	5/5/208	5/5/182	5/5/182
Karafolas Simeon	Prof.	9	7	303	35	3/11/41/288	42.2	35	303	6/19/58/350	41.9	12/14/574	H	5/3/145	9/8/268	5/3/108	9/9/234
Niklis Dimitrios	Assoc.	8	8	394	16	5/15/48/327	55.4	16	394	4/16/48/313	58.2	10/10/429	H	8/7/270	8/8/289	9/8/239	9/9/261
Katarachia Androniki	Prof.	8	8	466	30	5/15/48/327	43.1	30	466	3/12/42/277	48.0	8/8/479	H	7/6/268	7/6/269	7/5/246	7/5/248
Konstantinidis Anastasios	Asst.	4	4	123	12	7/25/96/487	89.9	12	123	7/25/82/461	90.2	5/4/131	H	15/23/905	31/68/2977	0/0/0	0/0/0
Farmaki Polytimi	Asst.	4	3	72	14	7/25/96/487	94.3	14	72	8/27/104/509	94.7	5/3/79	H	4/2/42	4/2/46	4/2/42	4/2/46

Business Administration (UoWM) - BUS - 8 matched of 8 TRS

Member	Grade	A: h	A: i10	A: cites	A: pubs	A: rank h d/u/a/all	A: comp.	B: P_i	B: C_i	B: rank C d/u/a/all	B: comp.	GS profile h/i10/cites	Conf.	OA 2012-25 h/i10/cites	OA life h/i10/cites	S2 2012-25 h/i10/cites	S2 life h/i10/cites
Kalogiannidis Stavros	Asst.	34	86	4155	166	1/1/6/11	7.1	166	4155	1/1/9/19	9.2	34/86/4200	H	25/48/1919	25/48/1922	23/43/1681	23/43/1685
Giannarakis Grigoris	Assoc.	24	31	3738	38	2/4/21/44	22.2	38	3738	2/2/13/23	25.2	29/46/4607	H	20/28/2307	22/36/2741	17/26/2021	20/32/2502
Despoudi Stella	Assoc.	21	32	2808	73	3/5/36/71	28.9	73	2808	3/4/21/42	32.9	21/32/2815	H	17/24/1800	17/24/1802	16/20/1504	16/20/1505
Konteos Giorgos	Prof.	15	21	1456	45	4/8/71/139	65.9	45	1456	4/7/57/105	71.9	17/27/1613	H	12/13/763	13/17/854	12/14/737	12/18/829
Kontsas Stamatis	Assoc.	14	21	731	66	5/9/79/157	67.6	66	731	5/11/105/215	74.0	14/21/753	H	9/9/315	9/9/322	9/7/257	9/7/260
Syndoukas Dimitrios	Assoc.	9	7	227	24	6/11/127/288	143.5	24	227	6/20/155/388	156.8	9/9/303	L	6/4/105	7/4/114	5/4/97	6/5/107
Adamopoulos Antonios	Assoc.	6	2	139	45	7/20/171/410	119.5	45	139	8/23/186/450	97.1	18/18/1652	H	3/1/33	8/8/373	2/1/31	11/11/712
Gounopoulos Elias	Assoc.	6	4	186	28	7/20/171/410	156.9	28	186	7/21/169/415	163.3	6/4/188	H	5/4/122	5/4/122	5/2/81	5/2/81

Economics (UoWM) - ECON - 8 matched of 10 TRS

Member	Grade	A: h	A: i10	A: cites	A: pubs	A: rank h d/u/a/all	A: comp.	B: P_i	B: C_i	B: rank C d/u/a/all	B: comp.	GS profile h/i10/cites	Conf.	OA 2012-25 h/i10/cites	OA life h/i10/cites	S2 2012-25 h/i10/cites	S2 life h/i10/cites
Dritsaki Melina	Assoc.	29	62	2770	140	1/2/9/19	11.7	140	2770	1/5/16/44	15.1	30/66/3024	H	24/52/2064	24/54/2278		
Vlachvei Aspasia	Prof.	16	22	916	57	2/6/45/126	49.7	57	916	3/9/63/176	50.1	22/32/1307	H	9/9/351	12/14/472	8/8/246	14/16/450
Tsinaslanidis Prodromos	Assoc.	9	9	402	30	3/11/122/288	118.9	30	402	5/15/126/309	125.4	10/10/437	H	8/7/238	9/9/288	11/12/341	12/13/356
Tsitouras Antonios	Assoc.	8	7	174	25	4/15/137/327	143.4	25	174	6/22/176/421	150.4	9/9/317	H	0/0/0	0/0/0	8/6/191	8/7/250
Koronaki Eirini	Assoc.	8	8	423	26	4/15/137/327	125.2	26	423	4/14/118/295	133.8	8/8/431	H	7/7/255	7/7/255	7/7/215	7/7/215
Laspita Stavroula	Assoc.	6	5	965	23	6/20/171/410	99.5	23	965	2/8/59/166	99.8	8/8/1034	H	4/4/536	5/4/544	4/4/511	6/5/532
Mitskinis Dimitrios	Asst.	4	2	86	11	7/25/193/487	194.3	11	86	7/26/198/497	198.5	4/2/86	H	3/2/45	3/2/45	3/2/44	3/2/44

Member	Grade	A: h	A: i10	A: cites	A: pubs	A: rank h d/u/a/all	A: comp.	B: P_i	B: C_i	B: rank C d/u/a/all	B: comp.	GS profile h/i10/cites	Conf.	OA 2012-25 h/i10/cites	OA life h/i10/cites	S2 2012-25 h/i10/cites	S2 life h/i10/cites
Siskou Thomas	Assoc.	3	1	31	9	8/28/204/515	206.3	9	31	8/28/211/532	208.9	3/1/31	H	2/1/15	2/1/15	2/0/10	2/0/10

International and European Economic Studies (UoWM) - ECON - 3 matched of 7 TRS

Member	Grade	A: h	A: i10	A: cites	A: pubs	A: rank h d/u/a/all	A: comp.	B: P_i	B: C_i	B: rank C d/u/a/all	B: comp.	GS profile h/i10/cites	Conf.	OA 2012-25 h/i10/cites	OA life h/i10/cites	S2 2012-25 h/i10/cites	S2 life h/i10/cites
Broni Georgia	Assoc.	8	6	452	60	1/15/137/327	74.0	60	452	1/13/113/282	75.8	9/9/635	H	4/2/93	4/2/96	4/3/70	4/3/73
Velentzas Ioannis	n/s	6	5	361	26	2/20/171/410	139.1	26	361	2/17/133/324	139.8	8/7/471	H	2/0/7	2/0/7	5/4/87	5/4/96
Gkinoglou Manolis	Asst.	3	0	20	6	3/28/204/515	211.8	6	20	3/29/217/540	214.6	3/0/20	H	1/0/3	1/0/3	0/0/0	0/0/0

Management Science and Technology (UoWM) - BUS - 3 matched of 5 TRS

Member	Grade	A: h	A: i10	A: cites	A: pubs	A: rank h d/u/a/all	A: comp.	B: P_i	B: C_i	B: rank C d/u/a/all	B: comp.	GS profile h/i10/cites	Conf.	OA 2012-25 h/i10/cites	OA life h/i10/cites	S2 2012-25 h/i10/cites	S2 life h/i10/cites
Saprikis Evaggelos	Assoc.	16	21	1476	81	1/6/65/126	44.3	81	1476	1/6/56/103	47.9	17/24/1736	L	0/0/0	0/0/0	1/1/57	1/1/57
Panitsidis Konstantinos	Asst.	5	3	130	25	2/24/186/450	172.9	25	130	2/24/190/457	179.0	5/3/134	H	0/0/0	0/0/0	3/2/62	3/2/62
Zisopoulos Dimitrios	Prof.	2	0	15	3	3/30/212/534	214.3	3	15	3/30/214/544	213.3	5/1/80	H	3/2/169	5/4/280	1/1/22	1/1/24

5F. External ranking systems: every faculty member found (Top 2%, RePEc h-index, AD Scientific Index)

Table 19 lists the 18 members present in at least one of the two selective lists - the Top 2% career list and the RePEc h-index list - with the value on which each list ranks them and a flag for their presence in the AD Scientific Index (14 of the 18 are listed there); a dash marks a list in which the member is absent. Table 20 lists every member found in the AD Scientific Index (353 members, all with their index values) together with the 4 Top 2% / RePEc members not listed there, giving the index's world rank, Greece rank, institution rank and its total h-index, i10-index and citations; the members' own Google Scholar, OpenAlex and Semantic Scholar values are in Section 5E and are not repeated here.

Table 19. Faculty members in the Top 2% career list or in the RePEc h-index list: the systems' ranking values, and whether the member is also in the AD Scientific Index (details in Table 20).

Univ.	Department	Member	Top 2% career list	Top 2% rank (ns) / c-score	RePEc rank / h-index	In AD Scientific Index
AUEB	Accounting and Finance	Kavussanos Manolis	yes	155,873 / 3.303	–	yes
AUEB	International and European Economic Studies	Koundouri Phoebe	yes	139,704 / 3.346	2197 / 21	–
AUEB	Management Science and Technology	Louridas Panagiotis	yes	189,525 / 3.223	–	–
AUEB	Management Science and Technology	Spinellis Diomidis	yes	41,448 / 3.767	–	yes
AUEB	Management Science and Technology	TARANTILIS CHRISTOS	yes	110,363 / 3.435	–	yes
HMU	Accounting and Finance	Chatziantoniou Ioannis	–	–	1258 / 26	–
HMU	Business and Tourism Management	Menegaki Angeliki	yes	83,731 / 3.536	–	yes
HUA	Economics and Sustainable Development	Hondroyiannis George	–	–	3216 / 18	yes
NKUA	Economics	Kainourgios Dimitrios	–	–	3216 / 18	–
Panteion	Economic and Regional Development	Degiannakis Stavros	–	–	2850 / 19	yes
Panteion	Economic and Regional Development	Filis George	–	–	815 / 30	yes
UPatras	Business Administration	Nearchou Andreas	yes	179,769 / 3.245	–	yes
UThessaly	Business Administration	Anthopoulos Leonidas	yes	115,108 / 3.420	–	yes
UThessaly	Economics	Halkos George	yes	47,183 / 3.727	1741 / 23	yes
UThessaly	Economics	Kollias Christos	–	–	2850 / 19	yes
UoM	Business Administration	Tarabanis Konstantinos	yes	213,688 / 3.173	–	yes
UoM	Economics	Economides Anastasios	yes	105,748 / 3.451	–	yes
UoM	Economics	Panagiotidis Theodore	–	–	1741 / 23	yes

Table 20. Faculty members found in the AD Scientific Index (plus the Top 2% / RePEc members not listed there): the index's ranks and metrics, 22 August 2026.

Univ.	Department	Member	ADSI world rank (top %)	ADSI Greece rank	ADSI institution rank	ADSI h / i10 / citations	Conf.
AUA	Agricultural Economics and Rural Development	Angelidou Sofia	1,211,906 (46%)	8,444	193	8 / 8 / 273	H
AUA	Agricultural Economics and Rural Development	Costopoulou Constantina	593,672 (23%)	5,056	124	18 / 38 / 1,723	H

Univ.	Department	Member	ADSI world rank (top %)	ADSI Greece rank	ADSI institution rank	ADSI h / i10 / citations	Conf.
AUA	Agricultural Economics and Rural Development	Demestichas Konstantinos	424,705 (16%)	3,704	240	23 / 49 / 2,956	M
AUA	Agricultural Economics and Rural Development	Drichoutis Andreas	300,008 (11%)	2,558	56	30 / 50 / 3,861	H
AUA	Agricultural Economics and Rural Development	Kampas Athanasios	990,593 (38%)	7,465	179	11 / 12 / 523	H
AUA	Agricultural Economics and Rural Development	Karetsos Sotirios	839,215 (32%)	6,695	156	13 / 19 / 906	H
AUA	Agricultural Economics and Rural Development	Klonaris Efstathios	981,866 (37%)	7,418	178	11 / 12 / 443	H
AUA	Agricultural Economics and Rural Development	Lagogiannis George	1,814,405 (69%)	10,827	234	5 / 2 / 170	L
AUA	Agricultural Economics and Rural Development	Ntaliani Maria	830,370 (31%)	6,652	155	13 / 20 / 773	H
AUA	Agricultural Economics and Rural Development	Papadas Christos	1,170,177 (44%)	8,223	188	9 / 8 / 253	H
AUA	Agricultural Economics and Rural Development	Pavlis Evangelos	1,201,695 (46%)	8,406	60	8 / 8 / 548	M
AUA	Agricultural Economics and Rural Development	Rezitis Anthony	318,455 (12%)	2,715	59	29 / 52 / 2,973	H
AUA	Agricultural Economics and Rural Development	Zografakis Stavros	916,723 (35%)	7,101	169	12 / 15 / 646	H
AUEB	Accounting and Finance	BALLAS APOSTOLOS	645,614 (24%)	5,477	96	17 / 22 / 1,421	H
AUEB	Accounting and Finance	Chalamandaris George	1,162,839 (44%)	8,192	168	9 / 9 / 310	H
AUEB	Accounting and Finance	Doukakis Leonidas	1,132,374 (43%)	8,090	164	9 / 9 / 880	H
AUEB	Accounting and Finance	Drakos Konstantinos	316,883 (12%)	2,699	35	29 / 63 / 4,177	H
AUEB	Accounting and Finance	Episcopos Athanasios	998,159 (38%)	7,513	148	11 / 11 / 640	H
AUEB	Accounting and Finance	Georgoutsos Dimitrios	795,561 (30%)	6,505	122	14 / 21 / 801	H
AUEB	Accounting and Finance	Hevas Dimosthenis	1,174,900 (45%)	8,251	173	9 / 9 / 636	H
AUEB	Accounting and Finance	KATSAFADOS APOSTOLOS	1,475,821 (56%)	9,506	204	6 / 6 / 225	H
AUEB	Accounting and Finance	Karampinis Nikolaos	1,486,791 (56%)	9,542	207	6 / 5 / 508	H
AUEB	Accounting and Finance	Kavussanos Manolis	181,770 (6.9%)	1,380	11	39 / 59 / 5,492	H
AUEB	Accounting and Finance	Rompolis Leonidas	1,182,933 (45%)	8,297	174	9 / 8 / 271	H
AUEB	Accounting and Finance	Spyrou Spyridon	433,763 (16%)	3,783	58	23 / 36 / 2,882	H
AUEB	Accounting and Finance	Staikouras Christos	318,667 (12%)	2,719	36	29 / 45 / 5,477	H
AUEB	Accounting and Finance	Tsekrekos Andrianos	497,408 (19%)	4,346	66	21 / 28 / 1,742	H
AUEB	Business Administration	Anastasiou Dimitrios	612,199 (23%)	5,245	91	17 / 22 / 1,557	H
AUEB	Business Administration	Bratis Theodoros	1,480,942 (56%)	9,523	205	6 / 6 / 162	H
AUEB	Business Administration	Dedoulis Emmanouil	776,800 (29%)	6,344	119	14 / 14 / 1,669	H
AUEB	Business Administration	Drakos Anastasios	2,057,304 (78%)	11,743	282	3 / 2 / 133	H
AUEB	Business Administration	Kapoutsis Ilias	763,298 (29%)	6,274	117	14 / 19 / 929	H
AUEB	Business Administration	Kouloridas Athanasios	2,227,664 (84%)	12,302	294	3 / 2 / 60	H
AUEB	Business Administration	Manolopoulos Dimitrios	596,987 (23%)	5,094	85	18 / 22 / 1,364	H
AUEB	Business Administration	Papadakis Vasileios	383,182 (15%)	3,334	50	25 / 32 / 4,982	H
AUEB	Business Administration	Papalexandris Alexandros	1,037,849 (39%)	7,666	153	10 / 10 / 2,717	H
AUEB	Business Administration	Pinopoulos Ioannis	1,584,356 (60%)	9,920	217	6 / 4 / 103	H
AUEB	Business Administration	Salavou Eleni	588,582 (22%)	5,020	83	18 / 19 / 3,760	H
AUEB	Business Administration	Spilioti Styliani	1,271,596 (48%)	8,656	182	8 / 6 / 298	H
AUEB	Business Administration	Verginadis Ioannis	551,169 (21%)	4,717	78	19 / 42 / 1,403	H
AUEB	Economics	ALEXOPOULOS ANGELOS	1,553,636 (59%)	9,801	213	6 / 2 / 83	H
AUEB	Economics	Dendramis Yiannis	1,062,941 (40%)	7,765	155	10 / 10 / 376	H
AUEB	Economics	KOSPENTARIS IOANNIS	1,686,816 (64%)	10,355	239	5 / 4 / 81	H
AUEB	Economics	NICOLITSAS DAPHNE	791,136 (30%)	6,458	297	14 / 17 / 2,362	M
AUEB	Economics	Pagratis Spyridon	1,429,451 (54%)	9,292	199	7 / 7 / 243	H
AUEB	Economics	Sakellaris Plutarchos	606,556 (23%)	5,193	88	18 / 21 / 1,744	H
AUEB	Economics	Tzavalis Elias	354,618 (13%)	3,085	43	27 / 48 / 4,648	H
AUEB	Economics	VASSILATOS VANGHELIS	688,375 (26%)	5,779	106	16 / 19 / 813	H
AUEB	Economics	Varthalitis Petros	1,169,177 (44%)	8,218	170	9 / 8 / 298	H
AUEB	Economics	Vettas Nikolaos	502,406 (19%)	4,420	73	21 / 29 / 1,377	H
AUEB	International and European Economic Studies	BILIAS IOANNIS	906,114 (34%)	7,027	137	12 / 12 / 1,278	H
AUEB	International and European Economic Studies	Blavoukos Spyros	605,772 (23%)	5,183	87	18 / 26 / 1,369	H
AUEB	International and European Economic Studies	Bourantonis Dimitrios	534,517 (20%)	4,631	77	20 / 27 / 1,233	H
AUEB	International and European Economic Studies	Christopoulos Dimitrios	285,523 (11%)	2,428	29	31 / 49 / 5,213	H
AUEB	International and European Economic Studies	Demos Antonios	1,002,952 (38%)	7,543	149	11 / 15 / 587	H
AUEB	International and European Economic Studies	Economides George	553,130 (21%)	4,733	79	19 / 27 / 1,843	H
AUEB	International and European Economic Studies	Kalyvitis Sarantis	468,797 (18%)	4,127	62	22 / 38 / 1,885	H

Univ.	Department	Member	ADSI world rank (top %)	ADSI Greece rank	ADSI institution rank	ADSI h / i10 / citations	Conf.
AUEB	International and European Economic Studies	Kammas Pantelis	773,313 (29%)	6,325	118	14 / 17 / 1,409	H
AUEB	International and European Economic Studies	Katsimi Margarita	840,242 (32%)	6,698	129	13 / 17 / 1,056	H
AUEB	International and European Economic Studies	Konstantinou Panagiotis	832,413 (32%)	6,664	128	13 / 17 / 615	H
AUEB	International and European Economic Studies	Koundouri Phoebe	–	–	–	–	–
AUEB	International and European Economic Studies	Milliou Chrysovalantou Vasiliki	848,697 (32%)	6,747	131	13 / 15 / 884	H
AUEB	International and European Economic Studies	Pagoulatos Georgios	502,234 (19%)	4,417	72	21 / 34 / 1,600	H
AUEB	International and European Economic Studies	Pechlivanos Lambros	1,196,433 (45%)	8,389	176	9 / 9 / 403	H
AUEB	International and European Economic Studies	Roumanias Konstantinos	1,264,533 (48%)	8,629	180	8 / 7 / 261	H
AUEB	International and European Economic Studies	Skouras Spyros-Panos	639,176 (24%)	5,409	50	17 / 20 / 895	M
AUEB	International and European Economic Studies	Tsakloglou Panagiotis	242,757 (9.2%)	2,015	19	34 / 65 / 4,025	H
AUEB	Management Science and Technology	Chatziantoniou Damianos	743,525 (28%)	6,190	114	15 / 17 / 751	H
AUEB	Management Science and Technology	Ioannou Georgios	203,732 (7.7%)	1,611	15	37 / 69 / 6,115	H
AUEB	Management Science and Technology	Lekakos Georgios	269,619 (10%)	2,279	25	32 / 45 / 6,840	H
AUEB	Management Science and Technology	Louridas Panagiotis	–	–	–	–	–
AUEB	Management Science and Technology	MOURTOS IOANNIS	602,986 (23%)	5,159	86	18 / 27 / 1,032	H
AUEB	Management Science and Technology	NIKOLAOU IOANNIS	249,119 (9.4%)	2,074	20	33 / 41 / 8,054	H
AUEB	Management Science and Technology	Poulymenakou Angeliki	415,588 (16%)	3,647	57	24 / 46 / 3,176	H
AUEB	Management Science and Technology	Pramatari Aikaterini	252,384 (9.6%)	2,104	21	33 / 66 / 4,740	H
AUEB	Management Science and Technology	Soderquist Klas-Eric	386,478 (15%)	3,370	51	25 / 33 / 3,754	H
AUEB	Management Science and Technology	Spinellis Diomidis	57,192 (2.2%)	294	1	62 / 213 / 16,598	H
AUEB	Management Science and Technology	TARANTILIS CHRISTOS	103,174 (3.9%)	666	7	50 / 72 / 7,785	H
AUEB	Management Science and Technology	Vrechopoulos Adam	254,279 (9.6%)	2,132	22	33 / 60 / 6,462	H
AUEB	Management Science and Technology	Zachariadis Emmanouil	455,758 (17%)	3,975	61	22 / 24 / 2,274	H
AUEB	Marketing and Communication	Argouslidis Paraskevas	646,317 (24%)	5,484	97	17 / 19 / 1,265	H
AUEB	Marketing and Communication	BALTAS GEORGIOS	267,828 (10%)	2,252	23	32 / 48 / 5,474	H
AUEB	Marketing and Communication	Dimitriadis Sergios	381,278 (14%)	3,306	49	25 / 30 / 5,307	H
AUEB	Marketing and Communication	Drosos Dimitrios	2,430,185 (92%)	12,957	2190	2 / 0 / 5	M
AUEB	Marketing and Communication	KARANTINOU KALIPSO	825,389 (31%)	6,625	125	13 / 15 / 805	H
AUEB	Marketing and Communication	Kokkinaki Flora	411,190 (16%)	3,593	56	24 / 27 / 5,868	H
AUEB	Marketing and Communication	Nikandrou Irini	592,389 (22%)	5,049	84	18 / 22 / 1,903	H
AUEB	Marketing and Communication	Panayotopoulou Leda	826,772 (31%)	6,631	126	13 / 14 / 1,828	H
AUEB	Marketing and Communication	Repoussis Panagiotis	295,500 (11%)	2,502	32	30 / 33 / 2,795	H
AUEB	Marketing and Communication	Skarmeas Dionysis	344,558 (13%)	2,983	40	27 / 29 / 7,594	H
AUEB	Marketing and Communication	Vakola Maria	293,920 (11%)	2,488	31	30 / 41 / 10,247	H
AUTH	Economics	Boutsouki Christina	509,556 (19%)	4,456	642	20 / 30 / 2,151	H
AUTH	Economics	Dadakas Dimitrios	1,567,363 (59%)	9,857	1301	6 / 5 / 183	H
AUTH	Economics	Desli Evangelia	685,128 (26%)	5,751	799	16 / 16 / 1,743	H
AUTH	Economics	Fousekis Panagiotis	565,776 (21%)	4,857	694	19 / 42 / 1,416	H
AUTH	Economics	Gkorezis Panagiotis	292,560 (11%)	2,476	335	30 / 39 / 2,538	H
AUTH	Economics	Ioannidis Evangelos	1,031,660 (39%)	7,635	1012	10 / 13 / 223	H
AUTH	Economics	Karampela Sofia	1,098,906 (42%)	7,969	207	9 / 9 / 540	M
AUTH	Economics	Kosmidou Kyriaki	331,929 (13%)	2,832	383	28 / 44 / 6,432	H
AUTH	Economics	Kousenidis Dimitrios	765,259 (29%)	6,281	858	14 / 17 / 1,138	H
AUTH	Economics	Panos Georgios	66,618 (2.5%)	360	22	59 / 113 / 22,104	M
AUTH	Economics	Papadopoulos Chrissoleon	171,615 (6.5%)	1,289	103	40 / 80 / 6,712	M
AUTH	Economics	Papana Angeliki	586,113 (22%)	5,004	717	18 / 25 / 3,225	H
AUTH	Economics	Psaltopoulos Dimitrios	566,273 (21%)	4,861	696	19 / 33 / 1,733	H
AUTH	Economics	Siamagka Nikoletta Theofania	706,982 (27%)	5,904	816	15 / 17 / 4,055	H
AUTH	Economics	Spathis Charalambos	296,568 (11%)	2,518	341	30 / 45 / 6,580	H
AUTH	Economics	Tsadiras Athanasios	528,589 (20%)	4,582	657	20 / 28 / 1,627	H
AUTH	Economics	Tsaliki Persefoni	556,304 (21%)	4,763	683	19 / 33 / 1,208	H
AUTH	Economics	Tsipouridou Maria	1,466,811 (56%)	9,479	1247	6 / 6 / 878	H
AUTH	Economics	Zikopoulos Christos	881,047 (33%)	6,913	933	12 / 13 / 988	H
DUTH	Economics	Dimitriou Dimitrios	542,811 (21%)	4,675	171	19 / 38 / 1,397	H
DUTH	Economics	Dokas Ioannis	619,316 (23%)	5,271	194	17 / 31 / 1,386	H
DUTH	Economics	Plakandaras Vasileios	478,359 (18%)	4,201	145	21 / 30 / 1,719	H
HMU	Accounting and Finance	Arvanitis Stavros	985,143 (37%)	7,432	99	11 / 11 / 499	H
HMU	Accounting and Finance	Chatziantoniou Ioannis	–	–	–	–	–
HMU	Accounting and Finance	Floros Christos	139,075 (5.3%)	1,013	11	44 / 103 / 7,387	H
HMU	Accounting and Finance	Galyfianakis Georgios	1,422,578 (54%)	9,272	131	7 / 4 / 138	H
HMU	Accounting and Finance	Giannoulis Ioannis	680,553 (26%)	5,714	393	16 / 31 / 1,005	M

Univ.	Department	Member	ADSI world rank (top %)	ADSI Greece rank	ADSI institution rank	ADSI h / i10 / citations	Conf.
HMU	Accounting and Finance	Vasileiou Evangelos	765,855 (29%)	6,287	153	14 / 17 / 658	M
HMU	Accounting and Finance	Vortelinos Dimitrios	964,260 (37%)	7,328	95	11 / 14 / 508	H
HMU	Business and Tourism Management	Apladas Georgios	2,518,153 (95%)	13,218	209	1 / 0 / 5	H
HMU	Business and Tourism Management	Apostolakis Alexandros	633,103 (24%)	5,366	62	17 / 22 / 1,942	H
HMU	Business and Tourism Management	Garefalakis Alexandros	294,349 (11%)	2,495	21	30 / 68 / 2,919	H
HMU	Business and Tourism Management	Kladou Stella	706,115 (27%)	5,900	69	15 / 18 / 1,931	H
HMU	Business and Tourism Management	Kritsotakis Georgios	549,572 (21%)	4,713	50	19 / 25 / 1,176	H
HMU	Business and Tourism Management	Menegaki Angeliki	186,250 (7.1%)	1,433	28	38 / 76 / 6,368	M
HMU	Business and Tourism Management	Michailidis Dimitrios	1,516,323 (57%)	9,654	1700	6 / 4 / 217	M
HMU	Business and Tourism Management	Papadaki Eirini	1,417,729 (54%)	9,255	130	7 / 5 / 124	H
HMU	Business and Tourism Management	Rovithis Michail	584,659 (22%)	4,988	57	18 / 31 / 1,243	H
HMU	Business and Tourism Management	Sitzimis Ioannis	1,591,761 (60%)	9,946	148	6 / 3 / 111	H
HMU	Business and Tourism Management	Xanthos Georgios	1,417,044 (54%)	9,253	129	7 / 5 / 135	H
HMU	Management Science and Technology	Dimotikalis Yiannis	1,806,698 (68%)	10,779	160	5 / 4 / 105	H
HMU	Management Science and Technology	Fanourgiakis John	1,570,131 (60%)	9,871	145	6 / 5 / 143	H
HMU	Management Science and Technology	Kopanakis John	465,863 (18%)	4,086	39	22 / 30 / 2,587	H
HMU	Management Science and Technology	Mastorakis George	143,801 (5.5%)	1,048	12	43 / 176 / 6,687	H
HMU	Management Science and Technology	Panagiotakis Costas	297,258 (11%)	2,522	22	30 / 61 / 3,038	H
HMU	Management Science and Technology	Papadakis Stelios	569,031 (22%)	4,908	55	19 / 26 / 1,618	H
HMU	Management Science and Technology	Perakakis Manos	911,986 (35%)	7,068	91	12 / 14 / 380	H
HMU	Management Science and Technology	Vassakis Konstantinos	976,856 (37%)	7,391	96	11 / 15 / 850	H
HUA	Economics and Sustainable Development	Hondroyiannis George	254,189 (9.6%)	2,127	2	33 / 64 / 4,822	M
HUA	Economics and Sustainable Development	Kostakis Ioannis	475,150 (18%)	4,192	50	21 / 32 / 1,371	H
HUA	Economics and Sustainable Development	Pegkas Panagiotis	713,434 (27%)	5,931	371	15 / 18 / 1,468	M
HUA	Economics and Sustainable Development	Sardianou Eleni	393,289 (15%)	3,446	37	24 / 33 / 2,711	H
HUA	Economics and Sustainable Development	Solaki Melina	2,441,421 (93%)	13,003	145	1 / 1 / 55	H
IHU	Accounting and Finance	Chatzoudes Dimitrios	369,399 (14%)	3,230	107	25 / 45 / 4,527	M
IHU	Accounting and Finance	Kalampouka Kalliopi	2,203,638 (84%)	12,198	148	3 / 1 / 39	M
IHU	Accounting and Finance	Mandilas Athanasios	1,069,928 (41%)	7,797	63	10 / 11 / 413	M
IHU	Accounting and Finance	Paliokas Ioannis	709,318 (27%)	5,910	223	15 / 29 / 1,096	M
IHU	Accounting and Information Systems	Boskou Georgia	1,890,727 (72%)	11,159	131	4 / 2 / 160	M
IHU	Accounting and Information Systems	Chatzipetrou Evrikleia	1,669,769 (63%)	10,287	106	5 / 4 / 149	M
IHU	Accounting and Information Systems	Dritsaki Chaido	378,220 (14%)	3,287	19	25 / 41 / 2,323	M
IHU	Accounting and Information Systems	Kalampouka Kalliopi	2,203,638 (84%)	12,198	148	3 / 1 / 39	M
IHU	Accounting and Information Systems	Malkogianni Ioanna	1,615,647 (61%)	10,040	224	6 / 3 / 192	M
IHU	Accounting and Information Systems	Nanos Ioannis	1,772,842 (67%)	10,640	113	5 / 3 / 132	M
IHU	Accounting and Information Systems	Samathrakis Vagis	1,181,344 (45%)	8,289	70	9 / 8 / 428	M
IHU	Accounting and Information Systems	Tiakas Eleftherios	848,717 (32%)	6,748	915	13 / 15 / 860	M
IHU	Business Administration	Karagiorgos Alkiviadis	888,298 (34%)	6,947	6	12 / 16 / 601	M
IHU	Business Administration	Kotzaivazoglou Iordanis	2,602,032 (99%)	13,457	166	0 / 0 / 269	M
IHU	Business Administration	Mouzakitis Yannis	1,390,583 (53%)	9,139	705	7 / 7 / 708	M
IHU	Business Administration	Vrana Vasiliki	331,367 (13%)	2,828	8	28 / 56 / 2,846	M
IHU	Management Science and Technology	Chatzis Vassilios	793,920 (30%)	6,481	40	14 / 18 / 2,331	M
IHU	Management Science and Technology	Gerontidis Ioannis	1,464,803 (56%)	9,465	90	7 / 7 / 169	M
IHU	Management Science and Technology	Kosmidis Kosmas	468,106 (18%)	4,119	596	22 / 26 / 2,724	M
IHU	Management Science and Technology	Mardiris Vassilios	832,265 (32%)	6,662	41	13 / 17 / 696	M
IHU	Management Science and Technology	Mylona Ifigeneia	1,161,083 (44%)	8,188	68	9 / 9 / 373	M
IHU	Organisation Management, Marketing and Tourism	Assimakopoulos Costas	281,138 (11%)	2,383	204	31 / 53 / 3,321	M
IHU	Organisation Management, Marketing and Tourism	Christou Evangelos	104,059 (3.9%)	677	1	50 / 88 / 6,463	M
IHU	Organisation Management, Marketing and Tourism	Delistavrou Antonia	670,448 (25%)	5,647	34	16 / 23 / 992	M
IHU	Organisation Management, Marketing and Tourism	Giannopoulos Antonios	716,319 (27%)	5,950	141	15 / 15 / 1,187	M
IHU	Organisation Management, Marketing and Tourism	Kilipiris Fotis	1,605,039 (61%)	9,988	99	6 / 5 / 230	M
IHU	Organisation Management, Marketing and Tourism	Papadopoulos Nikolaos	4,759 (0.2%)	30	18	127 / 560 / 79,457	M
IHU	Organisation Management, Marketing and Tourism	Skoufas George	1,626,923 (62%)	10,100	100	6 / 4 / 364	M
IHU	Organisation Management, Marketing and Tourism	Tsiakis Theodosios	1,072,244 (41%)	7,811	64	10 / 10 / 800	M
NKUA	Business Administration	Kounadeas Theodoros	1,669,769 (63%)	10,287	1785	5 / 4 / 149	H
NKUA	Business Administration	Livieratos Antonios	1,577,633 (60%)	9,902	1735	6 / 4 / 171	H
NKUA	Business Administration	Mitropoulos Dimitrios	549,549 (21%)	4,712	985	19 / 25 / 1,227	H
NKUA	Business Administration	Thomakos Dimitrios	383,853 (15%)	3,339	773	25 / 50 / 3,555	H
NKUA	Economics	Dotsis Georgios	900,355 (34%)	7,001	1322	12 / 15 / 851	H
NKUA	Economics	Kainourgios Dimitrios	–	–	–	–	–
NKUA	Economics	Katsikis Vasileios	259,046 (9.8%)	2,186	568	32 / 89 / 3,433	H

Univ.	Department	Member	ADSI world rank (top %)	ADSI Greece rank	ADSI institution rank	ADSI h / i10 / citations	Conf.
NKUA	Economics	Kostis Pantelis	576,237 (22%)	4,952	1018	18 / 27 / 1,319	H
NKUA	Economics	Kotsios Stylianos	921,260 (35%)	7,136	1342	12 / 16 / 393	H
NKUA	Economics	Papandreou Andreas	787,462 (30%)	6,432	1246	14 / 16 / 1,007	H
NKUA	Economics	Papathanasiou Spyridon	521,488 (20%)	4,533	957	20 / 31 / 1,379	H
NKUA	Economics	Stoupos Nikolaos	1,180,433 (45%)	8,283	23	9 / 9 / 187	M
Panteion	Economic and Regional Development	Alexiou Alexandros	632,918 (24%)	5,365	361	17 / 23 / 923	M
Panteion	Economic and Regional Development	Bageri Vasiliki	1,995,397 (76%)	11,489	99	4 / 1 / 100	H
Panteion	Economic and Regional Development	Bithas Kostas	353,861 (13%)	3,078	5	27 / 38 / 2,613	H
Panteion	Economic and Regional Development	Christofakis Manolis	854,652 (32%)	6,796	173	13 / 19 / 807	M
Panteion	Economic and Regional Development	Degiannakis Stavros	251,615 (9.5%)	2,099	2	33 / 57 / 5,656	H
Panteion	Economic and Regional Development	Filis George	142,861 (5.4%)	1,040	75	43 / 68 / 11,767	M
Panteion	Economic and Regional Development	Gkouzos Andreas	1,926,123 (73%)	11,268	91	4 / 2 / 42	H
Panteion	Economic and Regional Development	Keramidou Ioanna	1,429,596 (54%)	9,295	61	7 / 7 / 230	H
Panteion	Economic and Regional Development	Kyvelou Stella	521,133 (20%)	4,527	11	20 / 33 / 1,058	H
Panteion	Economic and Regional Development	Liapis Konstantinos	785,438 (30%)	6,409	28	14 / 19 / 783	H
Panteion	Economic and Regional Development	Rovolis Antonios	683,018 (26%)	5,732	20	16 / 21 / 1,360	H
Panteion	Economic and Regional Development	Siourounis Gregorios	1,389,988 (53%)	9,138	58	7 / 7 / 1,707	H
Panteion	Economic and Regional Development	Stoforos Chrysostomos	1,086,673 (41%)	7,891	40	10 / 11 / 995	H
UAegean	Business Administration	Anagnostopoulos Theodoros	296,494 (11%)	2,517	29	30 / 47 / 3,472	M
UAegean	Business Administration	Bekiaris Michail	766,905 (29%)	6,291	154	14 / 16 / 910	H
UAegean	Business Administration	Christofakis Emmanouil	854,652 (32%)	6,796	173	13 / 19 / 807	H
UAegean	Business Administration	Glaveli Niki	400,102 (15%)	3,475	72	24 / 32 / 2,276	H
UAegean	Business Administration	Kantianis Dimitrios	1,667,075 (63%)	10,279	75	5 / 4 / 168	M
UAegean	Business Administration	Kinias Ioannis	1,546,584 (59%)	9,773	255	6 / 3 / 92	H
UAegean	Business Administration	Poulaki Ioulia	1,003,849 (38%)	7,550	195	10 / 13 / 459	H
UAegean	Business Administration	Vadasi Christina	1,368,030 (52%)	9,051	244	7 / 5 / 232	H
UAegean	Business Administration	Zervoudi Evanthia	1,692,163 (64%)	10,373	154	5 / 3 / 215	M
UNIPI	Banking and Financial Management	Anagnostopoulou Seraina	597,566 (23%)	5,104	60	18 / 20 / 1,375	H
UNIPI	Banking and Financial Management	Anthropelos Michalis	1,267,989 (48%)	8,640	140	8 / 7 / 195	H
UNIPI	Banking and Financial Management	Antzoulatos Angelos	743,549 (28%)	6,193	78	15 / 17 / 577	H
UNIPI	Banking and Financial Management	Kourogenis Nikolaos	922,174 (35%)	7,144	100	12 / 14 / 520	H
UNIPI	Banking and Financial Management	Kyriazis Dimitrios	1,087,913 (41%)	7,909	119	10 / 10 / 793	H
UNIPI	Banking and Financial Management	Malliaropulos Dimitrios	690,012 (26%)	5,800	3	16 / 24 / 1,621	M
UNIPI	Banking and Financial Management	Skiadopoulos George	335,272 (13%)	2,875	34	28 / 37 / 3,733	H
UNIPI	Banking and Financial Management	Staikouras Panagiotis	1,057,736 (40%)	7,746	117	10 / 10 / 1,144	H
UNIPI	Business Administration	Belesis Nikolaos	1,235,392 (47%)	8,529	133	8 / 7 / 178	H
UNIPI	Business Administration	Bersimis Sotirios	462,342 (18%)	4,045	51	22 / 42 / 2,590	H
UNIPI	Business Administration	Bohoris Georgios	855,383 (32%)	6,806	92	13 / 16 / 896	H
UNIPI	Business Administration	Chountalas Panagiotis	663,678 (25%)	5,612	70	16 / 24 / 855	H
UNIPI	Business Administration	Fousteris Andreas	1,356,795 (51%)	9,009	156	7 / 6 / 180	H
UNIPI	Business Administration	Georgakellos Dimitrios	624,753 (24%)	5,299	64	17 / 32 / 1,157	H
UNIPI	Business Administration	Kopanaki Evangelia	889,531 (34%)	6,954	96	12 / 15 / 622	H
UNIPI	Business Administration	Maravelakis Petros	460,622 (17%)	4,026	50	22 / 33 / 1,836	H
UNIPI	Business Administration	Sfakianakis Michael	1,048,015 (40%)	7,704	106	10 / 10 / 323	M
UNIPI	Economics	Drivas Kyriakos	626,790 (24%)	5,313	65	17 / 24 / 1,022	H
UNIPI	Economics	Karkalakos Sotirios	947,955 (36%)	7,275	104	11 / 14 / 530	H
UNIPI	Economics	Konstantakis Konstantinos	762,874 (29%)	6,270	437	14 / 20 / 661	M
UNIPI	Economics	Polemis Michail	312,518 (12%)	2,664	33	29 / 69 / 3,307	H
UNIPI	Economics	Pollalis Ioannis	645,077 (24%)	5,467	68	17 / 24 / 2,176	H
UNIPI	Economics	Sapouna Panagiota	1,759,122 (67%)	10,583	248	5 / 4 / 252	M
UNIPI	Economics	Tselekounis Markos	1,455,870 (55%)	9,424	168	7 / 5 / 137	H
UNIPI	Economics	Vozikis Athanasios	348,919 (13%)	3,016	37	27 / 55 / 2,562	H
UNIWA	Accounting and Finance	Alexopoulos Andreas	1,708,456 (65%)	10,431	339	5 / 3 / 92	H
UNIWA	Accounting and Finance	Chalikias Miltiadis	350,226 (13%)	3,028	48	27 / 63 / 3,346	H
UNIWA	Accounting and Finance	Charamis Dimitrios	1,985,539 (75%)	11,452	375	4 / 2 / 73	H
UNIWA	Accounting and Finance	Hyz Alina	1,078,561 (41%)	7,843	240	10 / 14 / 601	H
UNIWA	Accounting and Finance	Kallandranis Christos	935,883 (35%)	7,227	211	11 / 12 / 509	H
UPatras	Business Administration	Boutsinas Basilis	533,014 (20%)	4,612	409	20 / 28 / 1,186	H
UPatras	Business Administration	Giannikos Ioannis	561,609 (21%)	4,808	427	19 / 26 / 1,996	H
UPatras	Business Administration	Karayanni Despina	1,602,010 (61%)	9,972	745	6 / 6 / 801	H
UPatras	Business Administration	Myloni Barbara	972,103 (37%)	7,367	619	11 / 11 / 1,098	H
UPatras	Business Administration	Nearchou Andreas	387,618 (15%)	3,383	305	25 / 38 / 2,175	H
UPatras	Business Administration	Papadimitriou Dimitra	236,028 (8.9%)	1,945	162	34 / 50 / 4,459	H
UPatras	Business Administration	Polychroniou Panagiotis	753,214 (29%)	6,241	552	14 / 21 / 2,206	H
UPatras	Business Administration	Stamatiou Yannis	440,314 (17%)	3,871	344	23 / 52 / 2,207	H
UPatras	Business Administration	Tsene Chryssoula	2,223,888 (84%)	12,285	905	3 / 0 / 16	H
UPatras	Business Administration of Food and Agricultural Enterprises	Patakas Angelos	281,246 (11%)	2,385	205	31 / 49 / 3,966	H

Univ.	Department	Member	ADSI world rank (top %)	ADSI Greece rank	ADSI institution rank	ADSI h / i10 / citations	Conf.
UPatras	Business Administration of Food and Agricultural Enterprises	Psomas Evangelos	150,686 (5.7%)	1,114	87	42 / 65 / 7,599	H
UPatras	Business Administration of Food and Agricultural Enterprises	Triantafyllidis Vasileios	548,905 (21%)	4,707	416	19 / 27 / 1,012	L
UPatras	Economics	Chatzistamoulou Nikolaos	876,168 (33%)	6,895	314	12 / 15 / 660	M
UPatras	Economics	Dimara Efthalia	386,434 (15%)	3,369	302	25 / 34 / 2,875	H
UPatras	Economics	Giannakopoulos Nicholas	600,347 (23%)	5,136	457	18 / 24 / 1,191	H
UPatras	Economics	Kounetas Konstantinos	376,309 (14%)	3,271	294	25 / 38 / 1,917	H
UPatras	Economics	Laliotis Ioannis	947,945 (36%)	7,274	82	11 / 14 / 535	M
UPatras	Economics	Magerakis Efstathios	1,026,976 (39%)	7,612	630	10 / 10 / 321	H
UPatras	Economics	Skuras Dimitrios	164,615 (6.2%)	1,232	101	41 / 79 / 6,096	H
UPatras	Economics	Tagkalakis Athanasios	595,969 (23%)	5,083	450	18 / 25 / 1,179	H
UPatras	Economics	Tsekouras Kostas	378,798 (14%)	3,294	296	25 / 35 / 2,368	H
UPatras	Economics	Tzagarakis Manolis	734,568 (28%)	6,096	542	15 / 28 / 814	H
UPatras	Economics	Tzelepis Dimitrios	775,836 (29%)	6,338	557	14 / 15 / 1,399	H
UPatras	Economics	Venetis Ioannis	852,108 (32%)	6,773	579	13 / 17 / 631	H
UThessaly	Accounting and Finance	Damasiotis Vyron	1,264,958 (48%)	8,630	529	8 / 7 / 251	H
UThessaly	Accounting and Finance	Fassas Athanasios	585,952 (22%)	5,002	312	18 / 26 / 1,203	H
UThessaly	Accounting and Finance	Santouridis Ilias	562,651 (21%)	4,826	300	19 / 21 / 2,368	H
UThessaly	Accounting and Finance	Tsakalos Ioannis	1,410,434 (53%)	9,223	569	7 / 5 / 276	H
UThessaly	Accounting and Finance	Tzeremes Panagiotis	305,437 (12%)	2,621	158	29 / 53 / 3,288	H
UThessaly	Business Administration	Anthopoulos Leonidas	198,266 (7.5%)	1,549	100	37 / 81 / 7,567	H
UThessaly	Business Administration	Kakkos Nikolaos	972,299 (37%)	7,368	459	11 / 11 / 971	H
UThessaly	Business Administration	Kazantzi Vasiliki	590,495 (22%)	5,035	315	18 / 27 / 1,401	H
UThessaly	Business Administration	Koustelios Athanasios	169,964 (6.4%)	1,269	77	40 / 92 / 7,540	H
UThessaly	Business Administration	Papadimopoulos Ioannis	1,583,356 (60%)	9,915	630	6 / 4 / 111	H
UThessaly	Business Administration	Tselios Dimitrios	1,448,467 (55%)	9,382	581	7 / 2 / 153	H
UThessaly	Economics	Arvanitidis Paschalis	556,289 (21%)	4,761	291	19 / 33 / 1,275	H
UThessaly	Economics	Bellou Victoria	250,056 (9.5%)	2,086	130	33 / 42 / 4,646	H
UThessaly	Economics	Economou Athina	723,432 (27%)	5,996	373	15 / 15 / 737	H
UThessaly	Economics	Halkos George	49,354 (1.9%)	253	16	65 / 257 / 17,205	H
UThessaly	Economics	Iatridis Georgios	263,601 (10%)	2,219	136	32 / 46 / 5,333	H
UThessaly	Economics	Kollias Christos	182,050 (6.9%)	1,385	86	39 / 87 / 5,304	H
UThessaly	Economics	Metaxas Theodoros	313,986 (12%)	2,681	163	29 / 72 / 2,971	H
UThessaly	Economics	Tzemos Vasileios	2,305,589 (87%)	12,563	805	2 / 1 / 23	H
UThessaly	Economics	Tzeremes Nikolaos	117,834 (4.5%)	788	47	47 / 109 / 6,880	H
UThessaly	Economics	Vlachos Vasileios	908,011 (34%)	7,044	429	12 / 19 / 913	H
UoC	Economics	Chatzimichael Konstantinos	1,256,502 (48%)	8,602	198	8 / 8 / 240	M
UoC	Economics	Daskalaki Charoula	1,573,833 (60%)	9,886	454	6 / 4 / 828	H
UoC	Economics	Gaganis Chrysovalantis	224,521 (8.5%)	1,827	125	35 / 60 / 3,975	H
UoC	Economics	Genius Margarita	737,553 (28%)	6,123	282	15 / 17 / 1,893	H
UoC	Economics	Giannellis Nikolaos	782,385 (30%)	6,387	293	14 / 16 / 515	H
UoC	Economics	Kalaitzidakis Pantelis	732,016 (28%)	6,068	281	15 / 19 / 2,665	H
UoC	Economics	Koutentakis Franciscos	1,756,085 (67%)	10,571	503	5 / 5 / 141	H
UoC	Economics	Milonakis Dimitris	778,139 (29%)	6,352	292	14 / 21 / 1,968	H
UoC	Economics	Panagopoulos Andreas	1,084,229 (41%)	7,878	351	10 / 10 / 351	H
UoC	Economics	Skartados Panagiotis	1,697,482 (64%)	10,400	486	5 / 3 / 135	H
UoC	Economics	Spyriadis Thanasis	915,253 (35%)	7,090	318	12 / 12 / 330	H
UoC	Economics	Stamatopoulos Giorgos	1,068,300 (40%)	7,783	348	10 / 12 / 354	H
UoC	Economics	Tsagris Michail	343,092 (13%)	2,976	186	27 / 48 / 2,627	H
UoC	Economics	Tsiotas Georgios	1,414,515 (54%)	9,238	412	7 / 5 / 170	H
UoC	Economics	Tzouvelekas Vangelis	338,179 (13%)	2,914	182	28 / 62 / 4,509	H
UoI	Accounting and Finance	Galanou Aikaterini	1,221,168 (46%)	8,478	371	8 / 7 / 651	H
UoI	Accounting and Finance	Ganas Ioannis	1,194,647 (45%)	8,376	367	9 / 8 / 600	H
UoI	Accounting and Finance	Kitsantas Thomas	1,393,363 (53%)	9,153	406	7 / 7 / 277	H
UoI	Accounting and Finance	Kolias Georgios	1,271,321 (48%)	8,654	381	8 / 6 / 319	H
UoI	Accounting and Finance	Kypriotelis Efstratios	2,113,397 (80%)	11,920	504	3 / 1 / 47	H
UoI	Accounting and Finance	Kyritsis Konstantinos	1,445,258 (55%)	9,374	416	7 / 4 / 141	H
UoI	Accounting and Finance	Triarchi Eirini	1,549,574 (59%)	9,786	435	6 / 2 / 312	H
UoI	Economics	Benos Nikolaos	834,332 (32%)	6,672	302	13 / 15 / 1,444	H
UoI	Economics	Grigoriadis Vasilis	690,958 (26%)	5,809	806	16 / 21 / 703	M
UoI	Economics	Landis Conrad Felix Michel	1,382,518 (52%)	9,112	192	7 / 4 / 162	M
UoI	Economics	Logothetis Vasileios	1,643,624 (62%)	10,187	442	5 / 5 / 243	H
UoI	Economics	Mylonidis Nikolaos	632,221 (24%)	5,359	248	17 / 24 / 1,577	H
UoI	Economics	Ntritsos Georgios	418,441 (16%)	3,674	167	23 / 35 / 3,831	H
UoI	Economics	Simos Theodoros	1,072,156 (41%)	7,810	346	10 / 10 / 846	H
UoI	Economics	Sofronidis Nikolaos	2,020,732 (77%)	11,583	495	4 / 1 / 88	H
UoI	Economics	Stavrakoudis Athanasios	783,833 (30%)	6,399	291	14 / 26 / 848	H

Univ.	Department	Member	ADSI world rank (top %)	ADSI Greece rank	ADSI institution rank	ADSI h / i10 / citations	Conf.
UoI	Economics	Tsakiris Nikolaos	1,258,669 (48%)	8,609	378	8 / 8 / 167	H
UoM	Accounting and Finance	Alexandridis Antonis	354,446 (13%)	3,083	273	27 / 54 / 2,148	M
UoM	Business Administration	Aletras Vasilios	492,052 (19%)	4,296	26	21 / 30 / 1,788	H
UoM	Business Administration	Konstantaras Ioannis	1,206,687 (46%)	8,420	1532	8 / 8 / 360	M
UoM	Business Administration	Tarabanis Konstantinos	114,641 (4.3%)	759	2	48 / 177 / 9,668	H
UoM	Economics	Constantatos Christos	794,645 (30%)	6,496	38	14 / 16 / 955	H
UoM	Economics	Economides Anastasios	79,495 (3%)	456	1	55 / 193 / 13,639	H
UoM	Economics	Panagiotidis Theodore	198,261 (7.5%)	1,547	6	37 / 82 / 5,061	H
UoM	Economics	Sakkas Stylianos	1,266,926 (48%)	8,636	181	8 / 7 / 214	M
UoM	Economics	Zormpas Dimitrios	1,738,339 (66%)	10,510	499	5 / 2 / 62	M
UoP	Accounting and Finance	Dimitropoulos Panagiotis	231,378 (8.8%)	1,913	8	34 / 63 / 4,597	H
UoP	Accounting and Finance	Mavridoglou Georgios	1,064,441 (40%)	7,770	97	10 / 10 / 326	H
UoP	Accounting and Finance	Nikolaidis Vasileios	556,302 (21%)	4,762	173	19 / 33 / 1,216	M
UoP	Business and Organization Administration	Bitsani Evgenia	718,396 (27%)	5,972	62	15 / 21 / 1,434	L
UoP	Business and Organization Administration	Christopoulou Stella	1,416,000 (54%)	9,248	130	7 / 5 / 150	H
UoP	Business and Organization Administration	Kotsilieris Theodoros	633,504 (24%)	5,372	48	17 / 22 / 784	H
UoP	Business and Organization Administration	Livieris Ioannis	209,654 (7.9%)	1,673	135	36 / 80 / 4,851	M
UoP	Business and Organization Administration	Sotiropoulos Dimitrios	920,585 (35%)	7,132	78	12 / 19 / 572	H
UoP	Economics	Angelidis Timotheos	440,113 (17%)	3,869	30	23 / 27 / 1,973	H
UoP	Economics	Daskalopoulou Eirini	685,962 (26%)	5,757	59	16 / 26 / 1,026	H
UoP	Economics	Fameliti Stavroula	2,123,269 (80%)	11,950	219	3 / 1 / 37	H
UoP	Economics	Fotopoulos Georgios	442,158 (17%)	3,895	31	23 / 26 / 2,042	H
UoP	Economics	Giotopoulos Ioannis	722,604 (27%)	5,993	63	15 / 16 / 1,473	H
UoP	Economics	Lazakidou Athina	681,441 (26%)	5,721	57	16 / 25 / 1,225	H
UoP	Economics	Skintzi Vasiliki	1,040,849 (39%)	7,676	95	10 / 10 / 625	H
UoP	Economics	Vlachos Dimitrios	322,707 (12%)	2,772	19	29 / 57 / 2,500	H
UoP	Management Science and Technology	Anastasiou Athanasios	508,273 (19%)	4,447	291	20 / 45 / 1,704	M
UoP	Management Science and Technology	Evangelopoulos Panagiotis	2,026,205 (77%)	11,607	204	4 / 0 / 33	H
UoP	Management Science and Technology	Kakouris Alexandros	619,565 (23%)	5,274	46	17 / 29 / 1,410	H
UoWM	Accounting and Finance	Katarachia Androniki	1,153,997 (44%)	8,161	100	9 / 7 / 453	H
UoWM	Accounting and Finance	Kyriazopoulos Georgios	2,600,039 (99%)	13,443	186	0 / 0 / 293	H
UoWM	Accounting and Finance	Niklis Dimitrios	1,062,133 (40%)	7,761	95	10 / 10 / 411	H
UoWM	Accounting and Finance	Sariannidis Nikolaos	309,492 (12%)	2,639	14	29 / 70 / 3,479	H
UoWM	Business Administration	Adamopoulos Antonios	608,307 (23%)	5,217	30	18 / 18 / 1,659	M
UoWM	Business Administration	Giannarakis Grigoris	311,749 (12%)	2,656	15	29 / 46 / 4,725	H
UoWM	Business Administration	Gounopoulos Elias	2,623,644 (99%)	13,508	220	0 / 0 / 136	H
UoWM	Business Administration	Konteos Giorgos	709,649 (27%)	5,912	72	15 / 25 / 1,412	H
UoWM	Business Administration	Syndoukas Dimitrios	2,618,337 (99%)	13,499	214	0 / 0 / 164	H
UoWM	Economics	Koronaki Eirini	1,344,730 (51%)	8,978	111	7 / 6 / 371	H
UoWM	Economics	Tsinaslanidis Prodromos	1,045,069 (40%)	7,695	94	10 / 10 / 401	H
UoWM	Economics	Tsitouras Antonios	2,603,361 (99%)	13,468	196	0 / 0 / 254	H
UoWM	Economics	Vlachvei Aspasia	497,329 (19%)	4,345	40	21 / 29 / 1,277	H
UoWM	International and European Economic Studies	Kartalis Nikolaos	2,602,651 (99%)	13,462	194	0 / 0 / 262	H
UoWM	Management Science and Technology	Zisopoulos Dimitrios	1,830,367 (69%)	10,906	153	5 / 0 / 68	H

Conf. = confidence of the AD Scientific Index attribution (H = university confirmed, M = Greek address with full-name match, L = initial-form profile).

5G. The Greek faculty against Europe: the best unit per country in the three systems

Section 5D asked whether the Greek faculty appear in three global systems; this section asks how Greece's best compare with every other European country's best in the same disciplines - economics, finance, business administration and management - under the same three systems. The workflow here necessarily starts from the systems' complete lists, restricted to the disciplines of this chapter, and picks, for each of the 49 European countries (the 27 EU members and 22 non-EU states, including the transcontinental ones), exactly one best unit at each level the system supports: the best faculty member by the system's own metric, and the leading department/school and university. Definitions are fixed per system. (i) Top 2% career list: the Science-Metrix field 'Economics & Business' (subfields economics, econometrics, economic theory, finance, accounting, business and management, marketing, development studies and related); the best member is the scientist with the best rank (ns), and the leading institution is the one with the most listed scientists in the field (the list records institutions, not departments). (ii) RePEc h-index list: authors whose RePEc affiliation lies in the country; the best member is the highest-ranked author, the leading department the affiliation entity with the most authors in the list (ties by the higher h), and the leading university the

parent institution with the most authors; IDEAS's own country ranking of institutions (harmonic mean of RePEc criteria) is reported beside it. (iii) AD Scientific Index: the subject rankings 'Economics & Econometrics' and 'Business & Management' filtered by country, ordered by total h-index; the best member is the first-ranked scientist of each subject, and the leading university the first entry of the index's institutional subject ranking for economics (the index has no department level). Greece is placed first in every table and figure; other countries follow alphabetically in the tables and in order of the metric in the figures.

Greece's position (Figure 25): with 20 scientists in the Top 2% economics-and-business field, Greece stands 13th of 49 European countries with at least one listed scientist; its best-ranked scientist (Apergis, Nicholas, University of Piraeus, rank 5,753, c = 4.28) places the country 13th on the best c-score. In the RePEc h-index list Greece has 14 authors (14th of 49), its best author (George Filis, Panteion University of Social and Political Sciences → Department of Economic and Regional Development) has h = 30 (20th). In the AD Scientific Index 613 Greek economists are listed (14th), and the best Greek economist (Nicholas Apergis, University of Piraeus, total h = 93) places 13th among the countries' best. Tables 19-21 give every country's best units; Figures 26-28 the country comparisons.

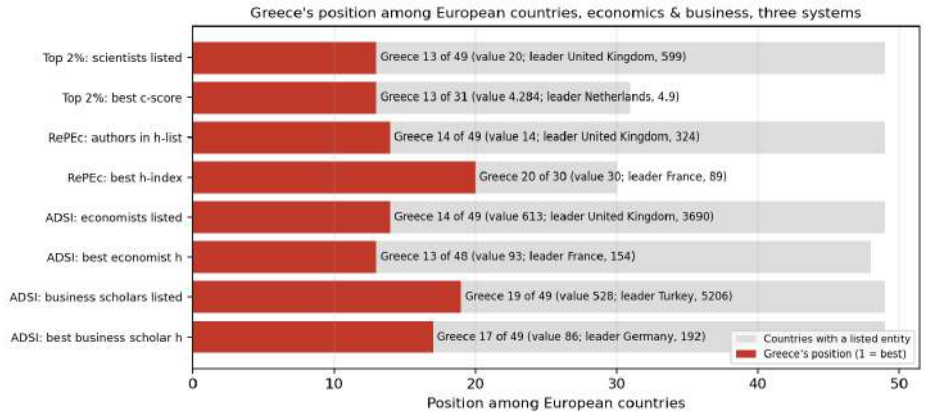

Figure 25. Greece's position among the European countries on eight country-level metrics of the three systems (red bar = Greece's position, 1 = best; grey = number of countries with a listed entity).

Table 21. World's Top 2% Scientists, career-long list, field Economics & Business: scientists listed, best-ranked scientist and leading institution per European country (Greece first).

Country	EU	Listed	Best-ranked scientist	Institution	Rank (ns)	c-score	h24	Subfield	Leading institution (n listed)
Greece	EU	20	Apergis, Nicholas	University of Piraeus	5,753	4.284	63	Economics	National Technical University of Athens (NTUA) (5)
Albania	non-EU	0	–	–	–	–	–	–	–
Andorra	non-EU	0	–	–	–	–	–	–	–
Armenia	non-EU	0	–	–	–	–	–	–	–
Austria	EU	19	Diamantopoulos, Adamantios	Universität Wien	5,418	4.297	63	Marketing	Universität Wien (4)
Azerbaijan	non-EU	0	–	–	–	–	–	–	–
Belarus	non-EU	0	–	–	–	–	–	–	–
Belgium	EU	24	Hofstede, Geert H.	European Institute for Advanced Studies in Management	2,820	4.436	47	Business & Management	KU Leuven (8)
Bosnia and Herzegovina	non-EU	0	–	–	–	–	–	–	–
Bulgaria	EU	1	Ivanov, Stanislav H.	Varna University of Management	89,889	3.511	34	Sport, Leisure & Tourism	Varna University of Management (1)
Croatia	EU	0	–	–	–	–	–	–	–
Cyprus	EU	9	Tsoukas, Haridimos	University of Cyprus	13,475	4.081	36	Business & Management	University of Cyprus (5)
Czechia	EU	2	Strielkowski, Wadim	Czech University of Life Sciences Prague	120,620	3.402	33	Economics	Czech University of Life Sciences Prague (1)
Denmark	EU	44	Flyvbjerg, Bent	IT-Universitetet i København	3,357	4.399	43	Logistics & Transportation	Copenhagen Business School (18)
Estonia	EU	0	–	–	–	–	–	–	–

Country	EU	Listed	Best-ranked scientist	Institution	Rank (ns)	c-score	h24	Subfield	Leading institution (n listed)
Finland	EU	35	Grönroos, Christian	Hanken - Svenska handelshögskolan	1,912	4.516	49	Marketing	Hanken - Svenska handelshögskolan (5)
France	EU	80	Tirole, Jean	Toulouse School of Economics - Recherche - (TSE-R)	1,888	4.518	77	Economics	INSEAD, Europe (10)
Georgia	non-EU	1	Eby, Lillian Turner De Tormes	University of Georgia	23,710	3.930	49	Business & Management	University of Georgia (1)
Germany	EU	122	Sonnentag, Sabine	Universität Mannheim	3,445	4.394	71	Business & Management	CESifo GmbH (7)
Hungary	EU	5	Smith, Melanie Kay	Budapest Business University	73,710	3.580	27	Sport, Leisure & Tourism	John von Neumann University (2)
Iceland	non-EU	1	Erlingsson, Sigurður	Haskoli Islands	373,896	2.925	19	Logistics & Transportation	Haskoli Islands (1)
Ireland	EU	13	Lane, Philip R.	Banc Ceannais na hÉireann	25,221	3.913	33	Economics	University College Dublin (4)
Italy	EU	66	Chesbrough, Henry W.	LUISS University	2,319	4.476	50	Business & Management	Università Bocconi (12)
Kosovo	non-EU	0	–	–	–	–	–	–	–
Latvia	EU	0	–	–	–	–	–	–	–
Liechtenstein	non-EU	0	–	–	–	–	–	–	–
Lithuania	EU	7	Hollebeek, Linda D.	Vilniaus Universitetas	12,974	4.091	49	Marketing	Vilniaus Gedimino Technikos Universitetas (4)
Luxembourg	EU	1	Dijst, Martin J.	University of Luxembourg	75,919	3.570	52	Logistics & Transportation	University of Luxembourg (1)
Malta	EU	2	Camilleri, Mark A.	L-Università ta' Malta	45,989	3.735	31	Business & Management	L-Università ta' Malta (2)
Moldova	non-EU	0	–	–	–	–	–	–	–
Monaco	non-EU	0	–	–	–	–	–	–	–
Montenegro	non-EU	0	–	–	–	–	–	–	–
Netherlands	EU	108	Bakker, Arnold Bastiaan	Erasmus Universiteit Rotterdam	222	4.900	138	Business & Management	Universiteit van Amsterdam (13)
North Macedonia	non-EU	1	Ramadani, Veland	South East European University	108,220	3.443	34	Business & Management	South East European University (1)
Norway	non-EU	42	Gössling, Stefan	Vestlandsforsking	2,411	4.469	75	Sport, Leisure & Tourism	Handelshøyskolen BI (6)
Poland	EU	4	Spender, John Christopher	Kozminski University	29,198	3.870	23	Business & Management	Kozminski University (1)
Portugal	EU	10	Barros, Carlos Pestana	Universidade de Lisboa	11,923	4.112	51	Economics	Iscte – Instituto Universitário de Lisboa (2)
Romania	EU	0	–	–	–	–	–	–	–
Russia	non-EU	5	Moulin, Hervé J.	HSE University	22,709	3.942	38	Economic Theory	HSE University (2)
San Marino	non-EU	0	–	–	–	–	–	–	–
Serbia	non-EU	2	Teodorović, Dušan B.	Institute for the Serbian Language of SASA	78,375	3.559	30	Logistics & Transportation	Institute for the Serbian Language of SASA (1)
Slovakia	EU	0	–	–	–	–	–	–	–
Slovenia	EU	2	Trkman, Peter	Univerza v Ljubljani Ekonomska Fakulteta	78,076	3.560	27	Information Systems	Univerza v Ljubljani Ekonomska Fakulteta (1)
Spain	EU	58	Arellano, Manuel	Universidad Internacional Menéndez Pelayo, Centro de Estudios Monetarios y Financieros	4,325	4.346	21	Econometrics	Universitat de València (4)
Sweden	EU	51	Westerlund, Joakim	Lunds Universitet	15,920	4.038	30	Economics	Uppsala Universitet (5)
Switzerland	non-EU	47	Camerer, Colin F.	Swiss Data Science Center	670	4.694	87	Economics	ETH Zürich (11)
Turkey	non-EU	12	Karatepe, Osman M.	Eastern Mediterranean University	8,801	4.188	58	Sport, Leisure & Tourism	İstanbul Teknik Üniversitesi (2)
Ukraine	non-EU	0	–	–	–	–	–	–	–
United Kingdom	non-EU	599	Pesaran, M. Hashem	Trinity College Cambridge	432	4.785	66	Econometrics	London School of Economics and Political Science (43)

Source: Ioannidis (2025), August 2025 update (v8), career-long list. '–' = no scientist of the country in the field's list.

Table 22. IDEAS/RePEc Top Economists by h-index (July 2026): authors in the list, best author, leading department and leading university per European country, with IDEAS's own country ranking of institutions (Greece first).

Country	EU	Authors	Best author	Affiliation	Rank	h	Leading department (n; max h)	Leading university (n)	IDEAS #1 institution (country ranking)
Greece	EU	14	George Filis	Panteion University of Social and Political Sciences → Department of Economic and Regional Development	815	30	Panteion University of Social and Political Sciences → Department of Economic and Regional Development (2; 30)	Panteion University of Social and Political Sciences (2)	Athens University of Economics and Business (AUEB) , Athens, Greece
Albania	non-EU	0	–	–	–	–	–	–	Universiteti Epoka → Fakulteti Ekonomikse dhe Shkencave Administrative , Tirana, Albania
Andorra	non-EU	0	–	–	–	–	–	–	–
Armenia	non-EU	0	–	–	–	–	–	–	American University of Armenia → College of Business and Economics , Yerevan, Armenia

Country	EU	Authors	Best author	Affiliation	Rank	h	Leading department (n; max h)	Leading university (n)	IDEAS #1 institution (country ranking)
Austria	EU	31	Friedrich Georg Schneider	Johannes-Kepler-Universität Linz → Institut für Volkswirtschaftslehre	208	44	Universität Wien → Fakultät für Wirtschaftswissenschaften → Institut für Volkswirtschaftslehre (4; 27)	WU Wirtschaftsuniversität Wien (8)	WU Wirtschaftsuniversität Wien , Wien, Austria
Azerbaijan	non-EU	0	–	–	–	–	–	–	–
Belarus	non-EU	0	–	–	–	–	–	–	Belarusian Economic Research and Outreach Center , Minsk, Belarus
Belgium	EU	54	Jacques Thisse (Jacques François Thisse)	Université Catholique de Louvain → Louvain Institute of Data Analysis and Modelling in Economics and Statistics (LIDAM)	89	54	Université Libre de Bruxelles → Solvay Brussels School of Economics and Management → European Centre for Advanced Resear (9; 35)	KU Leuven (16)	KU Leuven → Faculteit Economie en Bedrijfswetenschappen , Leuven, Belgium
Bosnia and Herzegovina	non-EU	0	–	–	–	–	–	–	Univerzitet u Sarajevu → Ekonomski Fakultet , Sarajevo, Bosnia and Herzegovina
Bulgaria	EU	0	–	–	–	–	–	–	Sofia University St. Kliment Ohridski → Faculty of Economics and Business Administration , Sofia, Bulgaria
Croatia	EU	1	Marina Dabic	Sveučilište u Zagrebu → Ekonomski Fakultet	2,490	20	Sveučilište u Zagrebu → Ekonomski Fakultet (1; 20)	Sveučilište u Zagrebu (1)	Sveučilište u Zagrebu → Ekonomski Fakultet , Zagreb, Croatia
Cyprus	EU	2	Christopher A Pissarides	University of Cyprus → Faculty of Economics and Management → Department of Economics	367	38	University of Cyprus → Faculty of Economics and Management → Department of Economics (1; 38)	University of Cyprus (1)	University of Cyprus → Faculty of Economics and Management , Nicosia, Cyprus
Czechia	EU	6	Tomas Havranek	Univerzita Karlova v Praze → Institut ekonomických studií	815	30	Univerzita Karlova v Praze → Institut ekonomických studií (6; 30)	Univerzita Karlova v Praze (6)	Univerzita Karlova v Praze → Institut ekonomických studií , Praha, Czech Republic
Denmark	EU	33	Timo Teräsvirta (Timo Terasvirta)	Aarhus Universitet → Institut for Økonomi → Center for Research in Econometric Analysis of Time Series (CREATES)	485	35	Aarhus Universitet → Institut for Økonomi (7; 28)	Aarhus Universitet (12)	Aarhus Universitet → Institut for Økonomi , Aarhus, Denmark
Estonia	EU	0	–	–	–	–	–	–	Tartu Ülikool → Majandusteaduskond , Tartu, Estonia
Finland	EU	9	Iftekhar Hasan	Suomen Pankki	123	50	Aalto-yliopisto → Kauppakorkeakoulu → Taloustieteen Laitos (2; 27)	Suomen Pankki (3)	Aalto-yliopisto → Kauppakorkeakoulu , Helsinki, Finland
France	EU	154	Jean Tirole	Toulouse School of Economics (TSE) → Institut d'Économie Industrielle (IDEI)	5	89	Paris School of Economics (29; 78)	Paris School of Economics (29)	Paris School of Economics , Paris, France
Georgia	non-EU	1	David Gerald Tarr	Tbilisi State University → International School of Economics	1,947	22	Tbilisi State University → International School of Economics (1; 22)	Tbilisi State University (1)	Tbilisi State University → International School of Economics , Tbilisi, Georgia
Germany	EU	196	Luc Laeven	European Central Bank	51	60	European Central Bank (24; 60)	European Central Bank (24)	European Central Bank , Frankfurt am Main, Germany
Hungary	EU	3	Bruno van Pottelsberghe de la Potterie	Budapesti Corvinus Egyetem → Corvinus Institute for Advanced Studies	912	29	Budapesti Corvinus Egyetem → Corvinus Institute for Advanced Studies (1; 29)	Budapesti Corvinus Egyetem (2)	Közgazdaság- és Regionális Tudományi Kutatóközpont , Budapest, Hungary
Iceland	non-EU	2	Ender Demir	Háskólinn í Reykjavík → Viðskiptadeild	1,258	26	Háskólinn í Reykjavík → Viðskiptadeild (1; 26)	Háskólinn í Reykjavík (1)	Háskóla Íslands → Hagfræðideild , Reykjavík, Iceland
Ireland	EU	13	Brian M. Lucey	Trinity College Dublin → School of Business	89	54	University College Dublin → School of Economics (3; 30)	University College Dublin (7)	University College Dublin → School of Economics , Dublin, Ireland
Italy	EU	116	Thorsten Beck	European University Institute → Robert Schuman Centre for Advanced Studies (RSCAS)	44	61	Università Commerciale Luigi Bocconi → Innocenzo Gasparini Institute for Economic Research (IGIER) (10; 57)	Università Commerciale Luigi Bocconi (25)	Università Commerciale Luigi Bocconi , Milano, Italy
Kosovo	non-EU	0	–	–	–	–	–	–	Universiteti i Prishtinës → Fakulteti Ekonomik , Prishtinë, Kosovo
Latvia	EU	0	–	–	–	–	–	–	Latvijas Banka , Rīga, Latvia
Liechtenstein	non-EU	0	–	–	–	–	–	–	–
Lithuania	EU	1	Tomas Baležentis (Tomas Balezentis)	Lietuvos Agrarinės Ekonomikos Institutas (LAEI)	2,197	21	Lietuvos Agrarinės Ekonomikos Institutas (LAEI) (1; 21)	Lietuvos Agrarinės Ekonomikos Institutas (LAEI) (1)	Vilniaus Universitetas → Ekonomikos ir Verslo Administravimo Fakultetas , Vilnius, Lithuania
Luxembourg	EU	12	Andrew J. Oswald	Luxembourg Institute of Socio-Economic Research (LISER) → IZA@LISER Network	141	48	Luxembourg Institute of Socio-Economic Research (LISER) → IZA@LISER Network (9; 48)	Luxembourg Institute of Socio-Economic Research (LISER) (10)	Luxembourg Institute of Socio-Economic Research (LISER) , Esch-sur-Alzette, Luxembourg
Malta	EU	0	–	–	–	–	–	–	University of Malta → Faculty of Economics, Management and Accountancy , Msida, Malta
Moldova	non-EU	0	–	–	–	–	–	–	Academia de Studii Economice din Moldova , Chişinău, Moldova
Monaco	non-EU	0	–	–	–	–	–	–	–
Montenegro	non-EU	0	–	–	–	–	–	–	Univerzitet Crne Gore → Ekonomiski fakulte , Podgorica, Montenegro
Netherlands	EU	101	Jakob de Haan	Rijksuniversiteit Groningen → Faculteit Economie en Bedrijfskunde	114	51	Universiteit van Tilburg → School of Economics and Management → CentER Graduate School for Economics and Business (14; 34)	Universiteit van Tilburg (19)	Universiteit van Tilburg → School of Economics and Management , Tilburg, Netherlands
North Macedonia	non-EU	0	–	–	–	–	–	–	Univerzitet "Sv. Kiril i Metodij" → Ekonomski Fakultet , Skopje, North Macedonia
Norway	non-EU	34	Fabio Canova	BI Handelshøyskolen → Institutt for Samfunnsøkonomi	300	40	Universitetet i Oslo → Økonomisk institutt (7; 24)	Universitetet i Oslo (12)	Norges Handelshøyskole (NHH) , Bergen, Norway
Poland	EU	7	Ilhan Ozturk	Universytet Vizja → Szkoła Biznesu	89	54	Universytet Vizja → Szkoła Biznesu (2; 54)	Universytet Vizja (2)	Uniwersytet Warszawski → Wydział Nauk Ekonomicznych , Warszawa, Poland

Country	EU	Authors	Best author	Affiliation	Rank	h	Leading department (n; max h)	Leading university (n)	IDEAS #1 institution (country ranking)
Portugal	EU	16	Antonio Afonso	Universidade de Lisboa → Instituto Superior de Economia e Gestão (ISEG) → Research in Economics and Mathematics (REM) →	433	36	Universidade Nova de Lisboa → School of Business and Economics (4; 29)	Universidade de Lisboa (4)	Universidade Nova de Lisboa → School of Business and Economics , Lisboa, Portugal
Romania	EU	1	Claudiu Tiberiu Albulescu	Universitatea Politehnica Timişoara → Facultatea de Management în Producţie şi Transporturi	3,216	18	Universitatea Politehnica Timişoara → Facultatea de Management în Producţie şi Transporturi (1; 18)	Universitatea Politehnica Timişoara (1)	Academia de Studii Economice din Bucureşti , Bucureşti, Romania
Russia	non-EU	3	Kazi Sohag	St. Petersburg State University → Graduate School of Management	2,490	20	St. Petersburg State University → Graduate School of Management (1; 20)	St. Petersburg State University (1)	New Economic School (NES) , Moscow, Russia
San Marino	non-EU	0	–	–	–	–	–	–	–
Serbia	non-EU	0	–	–	–	–	–	–	–
Slovakia	EU	1	Jan Babecký (Jan Babecky)	Národná Banka Slovenska	3,663	17	Národná Banka Slovenska (1; 17)	Národná Banka Slovenska (1)	Národná Banka Slovenska , Bratislava, Slovakia
Slovenia	EU	1	Milan Vodopivec	Univerza na Primorskem → Fakulteta za Management	2,490	20	Univerza na Primorskem → Fakulteta za Management (1; 20)	Univerza na Primorskem (1)	Univerza v Ljubljani → Ekonomska fakuteta , Ljubljana, Slovenia
Spain	EU	74	Jordi Galí (Jordi Gali)	Barcelona School of Economics (BSE) → Centre de Recerca en Economia Internacional (CREI)	103	53	Centro de Estudios Monetarios y Financieros (CEMFI) (9; 30)	Barcelona School of Economics (BSE) (19)	Barcelona School of Economics (BSE) , Barcelona, Spain
Sweden	EU	48	Lars E.o. Svensson	Stockholm School of Economics	74	56	Stockholm School of Economics → Department of Economics (5; 40)	Stockholm School of Economics (11)	Stockholm School of Economics , Stockholm, Sweden
Switzerland	non-EU	75	Ernst Fehr	Universität Zürich → Wirtschaftswissenschaftliche Fakutält → Institut für Volkswirtschaftslehre	21	70	Bank for International Settlements (BIS) (18; 48)	Bank for International Settlements (BIS) (18)	Universität Zürich → Wirtschaftswissenschaftliche Fakutält , Zürich, Switzerland
Turkey	non-EU	8	Ilhan Ozturk	Nişantası Üniversitesi → İktisadi, İdari ve Sosyal Bilimler Fakültesi	89	54	Nişantası Üniversitesi → İktisadi, İdari ve Sosyal Bilimler Fakültesi (1; 54)	Bilkent Üniversitesi (2)	Bilkent Üniversitesi → İktisat Bölümü , Ankara, Turkey
Ukraine	non-EU	0	–	–	–	–	–	–	Sumy State University → Educational and Scientific Institute of Business, Economics and Management , Sumy, Ukr
United Kingdom	non-EU	324	Philippe Aghion	London School of Economics (LSE) → Centre for Economic Performance (CEP)	13	75	University of Warwick → Department of Economics (18; 48)	London School of Economics (LSE) (46)	London School of Economics (LSE) , London, United Kingdom

Source: ideas.repec.org/top/top.person.hindex.html (July 2026 edition) and the IDEAS per-country pages top.<country>.html (read 22 August 2026). Authors with affiliations in two countries count for both.

Table 23. AD Scientific Index, subject rankings by total h-index (22 August 2026): scientists listed and best scientist in Economics & Econometrics and in Business & Management, and leading institution in the economics subject ranking, per European country (Greece first).

Country	EU	Econ. listed	Best economist	Institution	h	World rank	Bus. listed	Best business scholar	Institution	h	Leading institution (econ.)
Greece	EU	613	Nicholas Apergis	University of Piraeus	93	15,283	528	Constantin Zopounidis	Technical University of Crete	86	Athens University of Economics and Business
Albania	non-EU	71	Merita Toska	POLIS University	9	1,128,213	67	Drita Kruja	European University of Tirana	14	Agricultural University of Tirana
Andorra	non-EU	0	–	–	–	–	2	Rosa M. Mariño-Mesías	M. Mariño-Mesías Universitat d'Andorra	3	–
Armenia	non-EU	52	Vahram Ghushchyan	American University of Armenia	33	252,600	14	Gayane Tovmasyan	Armenian State University of Economics	14	American University of Armenia
Austria	EU	438	Michael Obersteiner	International Institute for Applied Systems Analysis	125	5,071	434	Adamantios Diamantopoulos	Universität Wien	99	Wirtschaftsuniversität Wien
Azerbaijan	non-EU	340	Shafa Aliyev	Sumgait State University	20	517,081	121	Omar Farooq	ADA University	24	Azerbaijan State University of Economics
Belarus	non-EU	483	Mikhail Kovalev Ковалев Михаил Михайлович	Kovalev Ковалев Михаил Михайлович Belarusian State University	30	300,429	310	Андрей Колесников	Academy of Public Administration of the President of the Republic of Belarus	36	Belarusian State University
Belgium	EU	544	Jacques Thisse	Université Catholique de Louvain	98	13,109	593	Martin Valcke	Ghent University	88	Catholic University of Leuven
Bosnia and Herzegovina	non-EU	233	Maja Arslanagic Kalajdzic	University of Sarajevo	28	324,750	161	Zoran Tomić	University of Mostar	24	University of Sarajevo
Bulgaria	EU	256	Magdalena Bernaciak	American University in Bulgaria	19	564,356	301	Venelin Terziev Венелин Терзиев	Terziev Венелин Терзиев University of Ruse Angel Kanchev	37	University of Economics Varna
Croatia	EU	219	Sonja Radas	Zagreb	21	493,925	274	Marina DabicPremium Member	Dabic Premium Member University of Zagreb	69	University of Split
Cyprus	EU	79	Stavros A Zenios	A Zenios University of Cyprus	58	70,534	92	Demetris Vrontis	University of Nicosia	98	University of Cyprus
Czechia	EU	419	Ladislav Kristoufek	Charles University in Prague	49	105,124	317	Nico Carpentier	Charles University in Prague	48	Charles University in Prague
Denmark	EU	365	Bengt Åke Lundvall	Aalborg University	83	23,365	856	Kannan Govindan	University of Southern Denmark	150	University of Copenhagen
Estonia	EU	30	Jaan Masso	University of Tartu	29	316,854	99	Marlon Dumas	University of Tartu	99	University of Tartu
Finland	EU	303	Atte Meretoja	University of Helsinki	107	9,146	803	Christian Grönroos	Hanken School of Economics	94	Hanken School of Economics
France	EU	1,952	Jean Tirole	Toulouse School of Economics	154	2,181	2,480	Luk Van Wassenhove	Van Wassenhove INSEAD Business School	120	Organisation for Economic Co-operation and Development
Georgia	non-EU	143	Revaz Lordkipanidze	Teaching University Geomedi	50	104,471	147	Iza Gigauri|იზა გიგაური	Gigauri|იზა გიგაური Saint Andrew the First-Called Georgian University	25	Teaching University Geomedi
Germany	EU	1,635	Dmitry Ivanov	Hochschule fur Wirtschaft und Recht Berlin	104	10,148	2,540	Wil van der Aalst	Rheinisch Westfalische Technische Hochschule Aachen	192	Ludwig Maximilians Universität München

Country	EU	Econ. listed	Best economist	Institution	h	World rank	Bus. listed	Best business scholar	Institution	h	Leading institution (econ.)
Hungary	EU	420	Béla Pukánszky	Budapest University of Technology and Economics	81	25,353	373	Judit Oláh	University of Debrecen	55	Budapest University of Technology and Economics
Iceland	non-EU	33	Thorvaldur Gylfason	University of Iceland	42	156,353	54	Kjartan Ólafsson	University of Akureyri	45	University of Iceland
Ireland	EU	256	Brian Lucey	Trinity College Dublin	93	15,269	426	Peter Corcoran	University of Galway	103	University College Dublin
Italy	EU	2,348	Guido Tabellini	Università Commerciale Luigi Bocconi Milano	90	17,495	1,871	Sascha Kraus	Libera Università di Bolzano	136	Università Commerciale Luigi Bocconi Milano
Kosovo	non-EU	139	Enkeleda LulajPremium Member	Lulaj Premium Member University Haxhi Zeka Peja	17	610,845	142	Besnik A. Krasniqi	A. Krasniqi University of Prishtina	34	University Haxhi Zeka Peja
Latvia	EU	55	Ramona Rupeika Apoga	Rupeika Apoga University of Latvia	29	309,091	71	Inga Lapina	Riga Technical University	27	BA School of Business and Finance
Liechtenstein	non-EU	7	Michael Hanke	Universität Liechtenstein	19	568,965	19	Stefan Seidel	Universität Liechtenstein	43	Universität Liechtenstein
Lithuania	EU	58	Morteza Ghobakhloo	Kaunas University of Technology	63	53,487	108	Jolita Vveinhardt	Vytautas Magnus University	43	Kaunas University of Technology
Luxembourg	EU	72	Frederic Docquier	Luxembourg Institute of Socio-Economic Research	59	65,106	30	Gilbert Fridgen	Université du Luxembourg	46	Université du Luxembourg
Malta	EU	15	Simon Grima	University of Malta	41	158,046	40	Mark Anthony Camilleri|Mark Anthony Camilleri, M.A. Camilleri	M.A. Camilleri University of Malta	65	University of Malta
Moldova	non-EU	110	Tatiana Gutium	National Institute for Economic Research	13	844,633	63	Mihaila Svetlana	Academy of Economic Studies of Moldova	10	National Institute for Economic Research
Monaco	non-EU	1	Ingo Böbel	International University of Monaco	12	924,950	3	Philipp 'Phil' KlausPremium Member	Klaus Premium Member International University of Monaco	41	International University of Monaco
Montenegro	non-EU	43	Goran Skataric	University of Montenegro	13	810,568	28	Radoica Luburić| Radoica Luburic	Luburić|Radoica Luburic Central Bank of Montenegro	14	University of Montenegro
Netherlands	EU	778	Peter Nijkamp	VU University of Amsterdam	138	3,479	1,794	Mgm Hunink	Erasmus University	113	Erasmus University
North Macedonia	non-EU	131	Martin Mihajlov	Ss Cyril and Methodius University Skopje	15	725,284	103	Veland Ramadani	South East European University	63	Ss Cyril and Methodius University Skopje
Norway	non-EU	461	Samuel Asumadu Sarkodie	Asumadu Sarkodie Nord University	80	25,615	742	Puneet Kaur	University of Bergen	82	Norwegian School of Economics
Poland	EU	1,554	Aleksy KwilinskiPremium Member	Dąbrowa Górnicza	79	26,721	1,396	Rafał Weron	Wrocław University of Science and Technology	65	University of Warsaw
Portugal	EU	366	Pedro Silva	Universidade da Beira Interior	79	26,884	751	João J. Ferreira	J. Ferreira Universidade da Beira Interior	95	Universidade do Minho
Romania	EU	837	Oana Lobont	West University of Timisoara	39	175,450	961	Elvira Nica	Bucharest Academy of Economic Studies	52	University Babes Bolyai
Russia	non-EU	3,402	Andrey Korotayev	National Research University Higher School of Economics	89	18,147	1,948	Alexander Fedorov	Taganrog State Pedagogical Institute	76	National Research University Higher School of Economics
San Marino	non-EU	1	Pietro Renzi	Universita degli Studi della Repubblica di San Marino	3	2,108,523	3	Leonardo Tagliente	Universita degli Studi della Repubblica di San Marino	7	Universita degli Studi della Repubblica di San Marino
Serbia	non-EU	253	Mirjana Radovic Markovic	Radovic Markovic University of Belgrade	31	274,520	308	Darko Božanić	Military Academy Serbia	47	University of Belgrade
Slovakia	EU	169	Beata GavurovaPremium Member	Gavurova Premium Member Technical University of Košice	56	74,265	269	Natalia Kryvinska	Comenius University in Bratislava	46	University of Zilina
Slovenia	EU	40	Matej Černe|Matej Cerne	University of Ljubljana	47	115,940	106	Aleksander Aristovnik	University of Ljubljana	43	University of Ljubljana
Spain	EU	2,376	Jeroen Cjm Van Den Bergh	Cjm Van Den Bergh Universitat Autònoma de Barcelona	103	10,641	3,904	David Urbano	Universitat Autònoma de Barcelona	90	Universidad de Zaragoza
Sweden	EU	703	Magnus Johannesson	Stockholm School of Economics	128	4,639	1,162	Mats Alvesson	Lund University	127	Stockholm School of Economics
Switzerland	non-EU	685	Bruno S. Frey	S. Frey Universität Basel	147	2,690	788	Sabina De Geest	De Geest Universität Basel	93	Bank for International Settlements
Turkey	non-EU	3,268	Ilhan OzturkPremium Member	r İstanbul Nişantaşı University	131	4,166	5,206	Metin Kozak	Kadir Has University	77	Middle East Technical University
Ukraine	non-EU	3,373	Pererva G Petro Петр Григорьевич Перерва| Петро Григорович Перерва, Петр Григорьевич Перерва	National Technical University Kharkiv Polytechnical Institute	85	21,053	2,151	Тетяна Пімоненко, Tetyana Pimonenko| Тетяна Пімоненко	Tetyana Pimonenko| Тетяна Пімоненко Sumy State University	71	Sumy State University
United Kingdom	non-EU	3,690	Martin Knapp	London School of Economics and Political Science	150	2,445	5,119	Dimitrios Buhalis	Bournemouth University	132	London School of Economics and Political Science

Source: adscientificindex.com subject rankings filtered by country (h-index ordering) and institutional subject ranking; metrics are the index's Google Scholar-based totals.

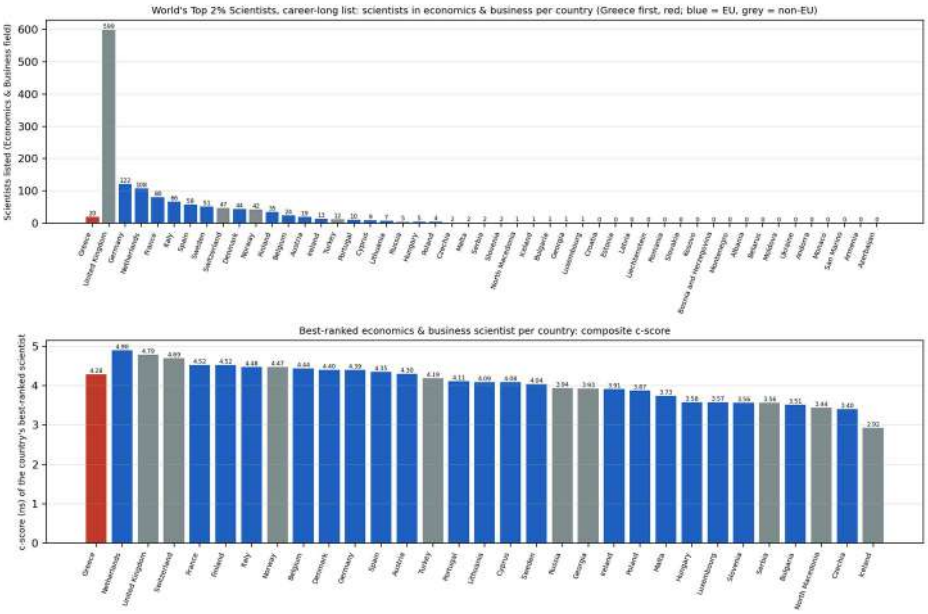

Figure 26. Top 2% career list, field Economics & Business: scientists listed per European country (top) and the composite c-score of each country's best-ranked scientist (bottom). Greece first (red); blue = EU, grey = non-EU.

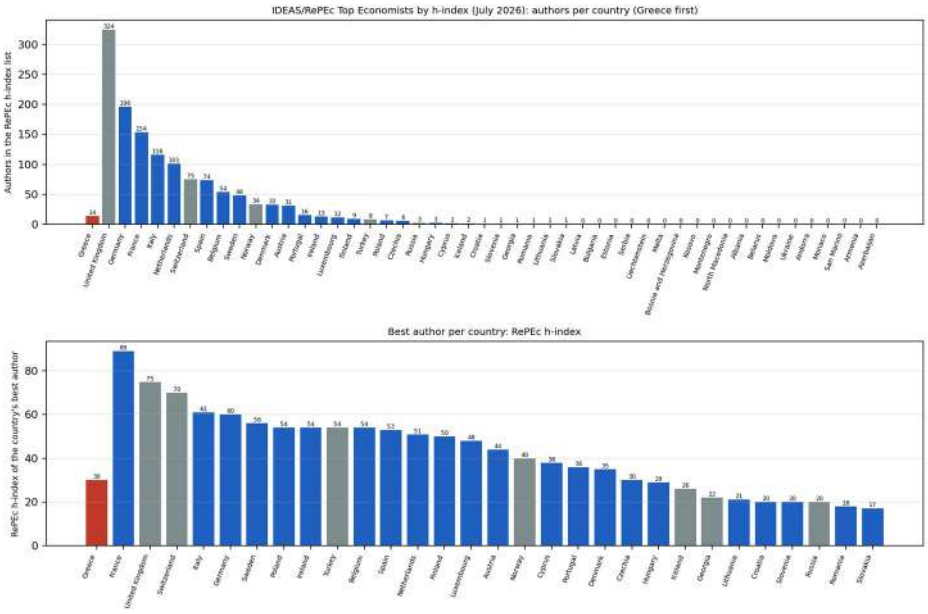

Figure 27. RePEc h-index list: authors per European country (top) and the h-index of each country's best author (bottom); Greece first.

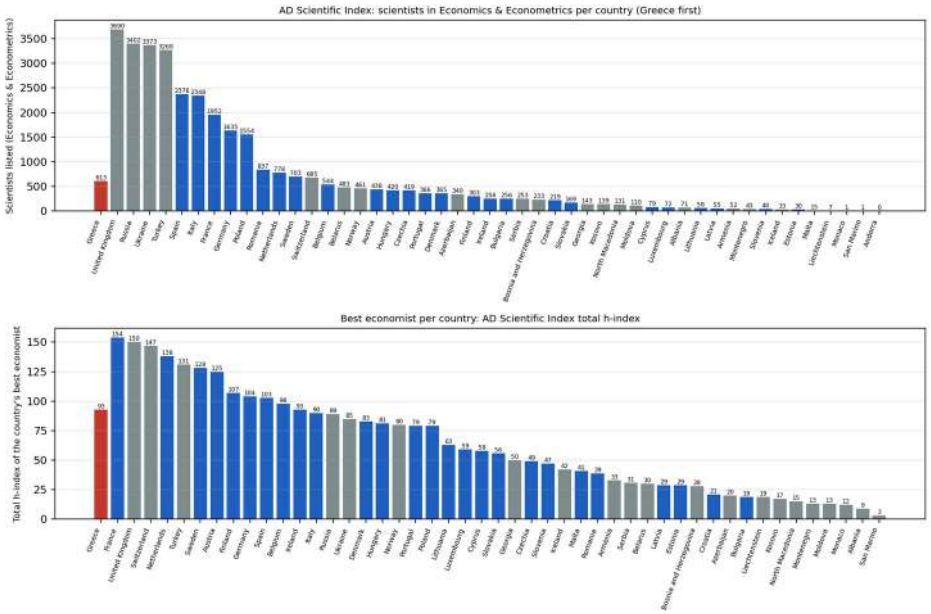

Figure 28. AD Scientific Index, Economics & Econometrics: scientists listed per European country (top) and the total h-index of each country's best economist (bottom); Greece first.

Figures 29 and 30 express the same comparison as distances from Greece, in the units of each system's own metric: for every country the value of its best unit minus the Greek value, Greece at zero and first. Under the Top 2% c-score, 12 countries' best scientists score above Greece's best (4.28) and 18 below, the widest positive gap being Netherlands (Bakker, Arnold Bastiaan, 4.90); for the leading institutions the best c-score within them exceeds AUEB's (3.76) in 17 countries and falls short in 13. Under the RePEc h-index, 19 countries' best authors exceed Greece's best (h = 30) and 9 fall below, the largest gap being France (Jean Tirole, h = 89); the highest h inside the leading department exceeds the Greek leading department's (30) in 12 countries and is lower in 14.

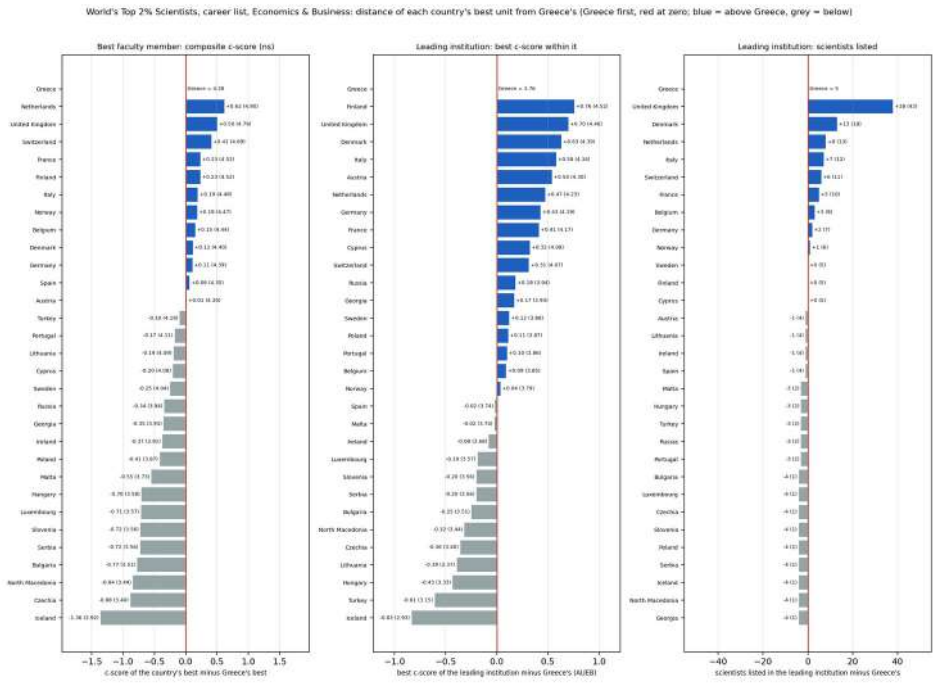

Figure 29. World's Top 2% Scientists, career list, Economics & Business: distance of each country's best unit from Greece's - best faculty member's c-score (left), best c-score within the leading institution (centre), number of listed scientists in the leading institution (right). Greece first at zero; blue = above Greece, grey = below; labels give the distance and, in brackets, the country's value.

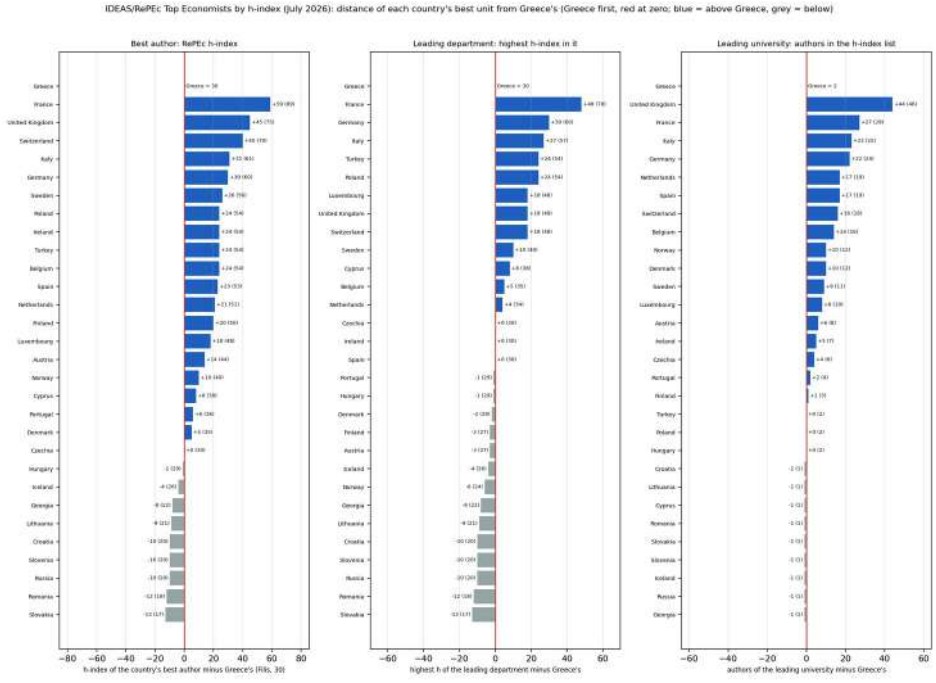

Figure 30. IDEAS/RePEc Top Economists by h-index: distance of each country's best unit from Greece's - best author's h-index (left), highest h-index within the leading department (centre), authors of the leading university in the list (right). Greece first at zero; blue = above, grey = below.

Read across the three systems, the European leaders are stable: the best-ranked economics-and-business scientists of the Top 2% list are at Netherlands (Bakker, Arnold Bastiaan, rank 222), United Kingdom (Pesaran, M. Hashem, rank 432), Switzerland (Camerer, Colin F., rank 670); the best RePEc authors are in France (Jean Tirole, h 89), United Kingdom (Philippe Aghion, h 75), Switzerland (Ernst Fehr, h 70); and the largest AD Scientific Index h-indices among economists are in France (Jean Tirole, h 154), United

Kingdom (Martin Knapp, h 150), Switzerland (Bruno S. Frey, h 147). Greece's best units sit in the middle of the European distribution on every metric, ahead of the smaller and the newer EU members and behind the large western European systems, which is consistent with the size of its faculty and with the concentration of impact in a few members documented in Sections 5A.5 and 5D.

6. Discussion

6A. Altanopoulou, Dontsidou & Tselios (2012) ranking methodology

Three properties of the author-level design are confirmed on the new sources and window. First, dispersion: within each area the mean 2012-2025 h of departments differs by a factor of 2.8 in economics, 2.6 in finance and 2.6 in business, the same order of magnitude as the three-fold spread of 2009. Second, the public-reporting variable keeps its sign: ORCID holders have the higher h in every area where the comparison is possible, significant in 0 of 3 areas. Third, the design is inherently individual: the department means of Table 4 are driven by a minority of members - in the three areas the top decile of academics accounts for 44% of all 2012-2025 citations - which is why the individual ranking of Section 5A.5 is a disaggregation rather than a new measurement. The lifetime run (Tables 4d-f and the companion workbook) reproduces the exact 2012 design and yields higher levels with a similar ordering, and the two open sources reproduce the ordering of the departments, though not of individuals, to a similar degree (Section 5C).

6B. Koukoutsidis (2022) ranking methodology

The department-level design again shows its two indicators disagreeing systematically: citations per member rewards small, loosely co-authoring departments and citations per paper does not. The ordering of the core departments by citations per TRS member in 2012-2025 correlates with the 2017-2021 Scopus ordering at rho = 0.50 (n = 45), and by citations per paper at rho = 0.59: the change of source, the longer window and five years of turnover in small departments re-order the middle of the distribution while leaving most of the top and bottom groups in place; the two open sources reproduce the 2012-2025 department ordering to a similar degree (Section 5C). The binding constraint of the 2022 study - the identifier roster - was the binding constraint here too: 230 of 787 members have no profile and 71 are matched at low confidence, and both groups are concentrated in the newer departments of the former technological institutes, whose output is partly in Greek and in non-indexed outlets.

6C. Joint discussion: the two designs, the three sources and the global ranking systems

Across the 45 core departments evaluated under both designs, the Spearman correlation between the design-A mean h and the design-B citations per member is 0.81 (p = 0.000) and between mean h and citations per paper 0.47 (p = 0.001). The designs agree on the extremes and disagree in the middle, where the union rule of design B (which discounts intra-departmental co-authorship) and the mean rule of design A (which weights every member equally) pull in different directions. Read together with the RePEc ordering, the result sharpens the conclusion of both original studies: a department's rank in Greek economics and business is as much a property of the instrument as of the department, and a defensible assessment needs both designs and the individual distributions behind the departmental means, which this chapter makes available for every faculty member of the evaluated departments.

The remaining methodologies bound and situate this two-design result rather than alter it. The departmental orderings survive the change of instrument: the mean 2012-2025 h per department under Google Scholar correlates with the OpenAlex ordering at rho = 0.76 and with the Semantic Scholar ordering at rho = 0.60 (Section 5C), while individual positions move considerably more, which is why the complete per-member layer of Section 5E reports the three sources side by side for every faculty member. The three global ranking systems reach only the top of that layer - 11 members in the Top 2% career list, 9 in the RePEc h-index list and 353 in the AD Scientific Index, with an overlap of 2 between the two selective lists (Sections 5D and 5F). The Europe-wide comparison places this in proportion: Greece stands 13th of 31 countries on

the best Top 2% c-score and 20th of 30 on the best RePEc h-index (Section 5G), so the thinness of the Greek presence in the global lists is a national property, not an artefact of this study's sources.

7. Conclusions

7A. Altanopoulou, Dontsidou & Tselios (2012) ranking methodology

The 2012 design remains executable in 2026 with two substantive adaptations - an explicit publication window and a public research identifier in place of website reporting - and one source substitution. Its 2009 baseline is reproduced; its 2012-2025 execution covers the economics, finance and business faculty of the country; and its natural extension, the ranking of every academic within department, area and nation-wide, is delivered.

7B. Koukoutsidis (2022) ranking methodology

The 2022 design is reproduced for economics, finance and business with both of its rankings and figures, and executed for 2012-2025 on an open source with a reconstructed, merged identifier roster. Once the roster exists, annual updates are cheap - the original author's main policy argument - and the 2022 funding regulation has made them pressing for Greek universities.

7C. Overall conclusion

Both designs point to the same facts - large dispersion between same-discipline departments and instrument-dependent rankings - and their individual extensions show where the departmental means come from. Executing design A on its original instrument and both designs on two open sources limits numerical comparability with the baselines but makes the whole exercise reproducible, which neither original could offer; the agreement among Google Scholar, OpenAlex and Semantic Scholar at department level shows that the departmental orderings, unlike the levels and the individual positions, are not an artefact of the source chosen.

Beyond the two replicated designs, the chapter delivers the layers a complete bibliometric assessment of these disciplines needs: the same rankings under two further sources (Section 5C and Appendices C-D), the complete per-faculty-member results with the three sources side by side (Section 5E), the position of every member found in three global ranking systems (Sections 5D and 5F), and the standing of the best Greek member, department and university against every European country (Section 5G). Read together, these layers give a consistent picture - departmental orderings that are robust to the instrument, individual positions that are not, a thin top layer visible to the global systems, and a mid-field standing in Europe - which any funding or evaluation exercise built on bibliometrics for these departments will have to accommodate.

8. Research integrity, limitations, data availability and reproducibility

- Every number in Tables 3, 8, 9 and 10 is taken from the cited published sources (Altanopoulou, Dontsidou & Tselios, 2012, Table 8 and Table 19; Koukoutsidis, 2022, Appendix B; IDEAS/RePEc, July 2026 page; EDIRC, August 2026) and was re-verified.
- Limitations. (0) External systems: the Top 2% career list is reproduced from the official table and the RePEc and AD Scientific Index values from the live pages on the dates stated. (i) Coverage: Google Scholar values exist only for members with a public profile and depend on each profile's own curation; OpenAlex and Semantic Scholar omit part of the Greek-language and book output that Google Scholar indexes; none of the three reproduces Scopus counts; levels are therefore not comparable with the baselines, orderings only approximately. (ii) Attribution: 71 low-confidence matches and 230 unmatched members are listed in Appendix B; automated merging can both split and contaminate, exactly as the 2022 author reported for Scopus, and every attribution is open to correction. (iii) Rosters: 2 partial and 4 missing departments. (iv) Window effects: a 2012-2025

window mechanically favours longer-serving academics in the author-level design and larger departments in the union-based design.

- Individual-level results concern public professional output and are reported with the same granularity as RePEc/IDEAS. The two original studies reported department aggregates only; the individual extension is presented as such.
- Companion files: the three results workbooks (Google Scholar; OpenAlex; Semantic Scholar), roster.csv, the department inventory, the design-B baseline table, the per-member CSVs with all ranks, the external-rankings extracts and the Europe country table can be obtained per field on request through greekacademicrankings.com/data-request. Access is free and granted to a named recipient for research use: each request is read individually, and an approved requester receives a single-use download link for the field or fields granted. The bundle is the machine-readable form of every table in this chapter, with a README stating contents, provenance and licence terms. The raw harvest records and the harvesting and analysis pipeline are held privately and licensed case by case, to institutions and researchers with a specific replication or methodological purpose. All data, code and text are the responsibility of the author.

References

Aksnes, D. W. (2003). A macro study of self-citation. Scientometrics, 56(2), 235-246.

Altanopoulou, P., Dontsidou, M., & Tselios, N. (2012). Evaluation of ninety-three major Greek university departments using Google Scholar. Quality in Higher Education, 18(1), 111-137.

Aria, M., & Cuccurullo, C. (2017). bibliometrix: An R-tool for comprehensive science mapping analysis. Journal of Informetrics, 11(4), 959-975.

Bar-Ilan, J. (2008). Which h-index? A comparison of WoS, Scopus and Google Scholar. Scientometrics, 74(2), 257-271.

Bartneck, C., & Kokkelmans, S. (2011). Detecting h-index manipulation through self-citation analysis. Scientometrics, 87(1), 85-98.

Batista, P. D., Campiteli, M. G., Kinouchi, O., & Martinez, A. S. (2006). Is it possible to compare researchers with different scientific interests? Scientometrics, 68(1), 179-189.

Culbert, J., Hobert, A., Jahn, N., Haupka, N., Schmidt, M., Donner, P., & Mayr, P. (2025). Reference coverage analysis of OpenAlex compared to Web of Science and Scopus. Scientometrics, 130, 2475-2492.

Egghe, L. (2006). Theory and practise of the g-index. Scientometrics, 69(1), 131-152.

Glänzel, W. (2006). On the opportunities and limitations of the H-index. Science Focus, 1(1), 10-11.

Harzing, A.-W. (2008). Google Scholar: a new data source for citation analysis. harzing.com.

Harzing, A.-W., & Alakangas, S. (2016). Google Scholar, Scopus and the Web of Science: a longitudinal and cross-disciplinary comparison. Scientometrics, 106(2), 787-804.

Hellenic Republic (2022). Definition of criteria, quality indicators and achievements for the distribution of the annual subsidisation of higher education institutions. Official Journal B 3131/20.06.2022.

Hirsch, J. E. (2005). An index to quantify an individual's scientific research output. PNAS, 102(46), 16569-16572.

Huang, M. H., & Lin, W. Y. C. (2011). Probing the effect of author self-citations on h index: a case study of environmental engineering. Journal of Information Science, 37(5), 453-461.

Jacso, P. (2005). Google Scholar: the pros and the cons. Online Information Review, 29(2), 208-214.

Jacso, P. (2006). Deflated, inflated, and phantom citation counts. Online Information Review, 30(3), 297-309.

Katsaros, D., Matsoukas, V., & Manolopoulos, Y. (2008). Evaluating Greek departments of computer science & engineering using bibliometric indices. PCI 2008, Samos.

Kinney, R., et al. (2023). The Semantic Scholar Open Data Platform. arXiv:2301.10140.

Kotsemir, M., & Shashnov, S. (2017). Measuring, analysis and visualization of research capacity of university at the level of departments and staff members. Scientometrics, 112(3), 1659-1689.

Koukoutsidis, I. (2022). Department-level comparison of universities' scientific output: A bibliometric study of Greek universities. arXiv:2212.12032.

Krampen, G. (2008). The evaluation of university departments and their scientists. Scientometrics, 76(1), 3-21.

Lazaridis, T. (2010). Ranking university departments using the mean h-index. Scientometrics, 82(2), 211-216.

Mann, H. B., & Whitney, D. R. (1947). On a test of whether one of two random variables is stochastically larger than the other. Annals of Mathematical Statistics, 18(1), 50-60.

Martín-Martín, A., Orduna-Malea, E., Thelwall, M., & Delgado López-Cózar, E. (2018). Google Scholar, Web of Science, and Scopus: A systematic comparison of citations in 252 subject categories. Journal of Informetrics, 12(4), 1160-1177.

Martín-Martín, A., Thelwall, M., Orduna-Malea, E., & Delgado López-Cózar, E. (2021). Google Scholar, Microsoft Academic, Scopus, Dimensions, Web of Science, and OpenCitations' COCI: a multidisciplinary comparison of coverage via citations. Scientometrics, 126(1), 871-906.

Norris, M., & Oppenheim, C. (2010). The h-index: a broad review of a new bibliometric indicator. Journal of Documentation, 66(5), 681-705.

Pitsolanti, M., Papadopoulou, F., & Tselios, N. (2018). A scientometric evaluation of 50 Greek science and engineering university departments using Google Scholar. Journal of Scientometric Research, 7(1), 9-18.

Priem, J., Piwowar, H., & Orr, R. (2022). OpenAlex: A fully-open index of scholarly works, authors, venues, institutions, and concepts. arXiv:2205.01833.

Rad, A. E., Shahgholi, L., & Kallmes, D. (2012). Impact of self-citation on the H index in the field of academic radiology. Academic Radiology, 19(4), 455-457.

Rose, M. E., & Kitchin, J. R. (2019). pybliometrics: Scriptable bibliometrics using a Python interface to Scopus. SoftwareX, 10, 100263.

Schreiber, M. (2007). Self-citation corrections for the Hirsch index. EPL, 78(3), 30002.

Tselios, N., & Altanopoulou, P. (2011). Evaluation of Greek education university departments using Google Scholar's h index. 2nd Panhellenic Conference on ICT in Education, Patras, 867-876 [in Greek].

Vanclay, J. K. (2007). On the robustness of the h-index. JASIST, 58(10), 1547-1550.

Zimmermann, C. (2013). Academic rankings with RePEc. Econometrics, 1(3), 249-280.

Appendices

Appendix A. Core department inventory and roster sources (2026)

Univ.	Department (2026 name)	Area	EDIRC	TRS 2026	Roster source (22 Aug 2026)
AUEB	Department of Economics	ECON	deauegr	20	https://www.dept.aueb.gr/en/econ/econ_depen
AUEB	Department of International and European Economic Studies	ECON	diauegr	24	https://www.dept.aueb.gr/en/deos_depen
AUEB	Department of Accounting and Finance	FIN	dfauegr	25	https://www.dept.aueb.gr/en/loxri_depen
AUEB	Department of Business Administration	BUS	dbauegr	29	https://www.dept.aueb.gr/el/ode_dep
AUEB	Department of Management Science and Technology	BUS	dmauegr	20	https://www.dept.aueb.gr/en/dmst_depen
AUEB	Department of Marketing and Communication	BUS		19	https://www.dept.aueb.gr/en/mbc_depen
AUTH	Department of Economics	ECON	deautgr	29	https://www.econ-auth.gr/en/staff/academic-staff/
NKUA	Department of Economics	ECON	deuoagr	23	https://www.econ.uoa.gr/το-τμήμα/ανθρώπινο-δυναμικό/μελη-δεπ/
NKUA	Department of Business Administration	BUS	dbuoagr	16	https://ba.uoa.gr/anthropino_dynamiko/didaktiko_kai_ereynitiko_prosopiko
UNIPI	Department of Economics	ECON	depirgr	24	https://economics-unipi.gr/department/professors/
UNIPI	Department of Banking and Financial Management	FIN	dfpirgr	15	https://bankfin.unipi.gr/en/faculty-and-staff
UNIPI	Department of Business Administration	BUS	dbpirgr	21	https://www.unipi.gr/en/department-of-business-administration/ (faculty list, fetched 22 Aug 20
UoM	Department of Economics	ECON	deumagr	21	https://www.uom.gr/en/eco/academic-staff-1297
UoM	Department of Accounting and Finance	FIN	daumagr	18	https://www.uom.gr/en/fin/academic-staff
UoM	Department of Business Administration	BUS	dbuomgr	26	https://www.uom.gr/en/ba/academic-staff
UPatras	Department of Economics	ECON	depatgr	18	https://www.econ.upatras.gr/en/people/teaching-staff/faculty/
UPatras	Department of Business Administration	BUS	dbpatgr	19	https://www.bma.upatras.gr/en/2014-10-03-10-24-02/2014-10-03-10-26-24
UPatras	Department of Business Administration of Food and Agricultural Enterprises	BUS	dapatgr	10	http://www.deapt.upatras.gr/el/ανθρώπινο-δυναμικό/διδακτικό-προσωπικό-δεαπτ
UPatras	Department of Management Science and Technology	BUS	dmpatgr	n/a	not obtainable (site blocks automated access)
UoC	Department of Economics	ECON	deuchgr	21	https://economics.soc.uoc.gr/en/staff/category/17
UoI	Department of Economics	ECON	deuiogr	17	https://econ.uoi.gr/en/personnel/faculty-members/
UoI	Department of Accounting and Finance	FIN	dauiogr	12	https://accfin.uoi.gr/en/faculty-members/
UThessaly	Department of Economics	ECON	dethegr	23	https://econ.uth.gr/didaktiko-ereunitiko-proswpiko/
UThessaly	Department of Accounting and Finance	FIN	dfthegr	11	https://accfin.uth.gr/διδακτικό-ερευνητικό-προσωπικό/
UThessaly	Department of Business Administration	BUS		15	http://ba.uth.gr/μέλη-δεπ
UoP	Department of Economics	ECON	depelgr	11	https://es.uop.gr/members_dep
UoP	Department of Accounting and Finance	FIN	dfpelgr	12	https://accfin.uop.gr/index.php/en/members_depen
UoP	Department of Management Science and Technology	BUS	dapelgr	10	https://det.uop.gr/members_dep
UoP	Department of Business and Organization Administration	BUS		15	https://boa.uop.gr/en/members_depen
DUTH	Department of Economics	ECON	didutgr	19	https://econ.duth.gr/teachers-category/...
Panteion	Department of Economic and Regional Development	ECON	depangr	22	https://edirc.repec.org/data/depangr.html (RePEc-registered members; department site unreachabl
AUA	Department of Agricultural Economics and Rural Development	ECON	daauagr	23	https://aoa.aua.gr/?page_id=3087
AUA	Department of Regional and Economic Development	ECON	drauagr	n/a	not obtainable (site blocks automated access)
HUA	Department of Economics and Sustainable Development	ECON	dhhargr	7	https://edirc.repec.org/data/dhhargr.html (RePEc-registered members; department site unreachabl
UNIWA	Department of Accounting and Finance	FIN	dfwatgr	18	https://accfin.uniwa.gr/en/profiles/faculty-en/
UNIWA	Department of Business Administration	BUS		n/a	not obtainable (site blocks automated access)
IHU	Department of Economic Sciences	ECON	deihugr	n/a	not obtainable (site blocks automated access)
IHU	Department of Accounting and Finance	FIN		14	http://af.webt.iee.ihu.gr/en/staff_category/faculty_members/
IHU	Department of Accounting and Information Systems	FIN		11	https://www.accis.ihu.gr/en/staff_category/faculty_members/
IHU	Department of Business Administration	BUS		12	https://www.ba.ihu.gr/en/staff_category/faculty_members/
IHU	Department of Management Science and Technology	BUS		14	http://mst.webt.iee.ihu.gr/en/staff_category/faculty_members/
IHU	Department of Organisation Management, Marketing and Tourism	BUS		23	https://ommt.ihu.gr/en/the-department/staff/faculty/
HMU	Department of Accounting and Finance	FIN	dfhmugr	12	https://accfin.hmu.gr/prosopiko/melh-didaktikoy-ereynhtikoy-proswpikoy-d-e-p/

Univ.	Department (2026 name)	Area	EDIRC	TRS 2026	Roster source (22 Aug 2026)
HMU	Department of Business and Tourism Management	BUS	dbhmugr	17	https://bat.hmu.gr/melh-d-e-p-2/
HMU	Department of Management Science and Technology	BUS		12	https://mst.hmu.gr/en/academic-staff/
UoWM	Department of Economics	ECON	deuwmgr	10	https://econ.uowm.gr/en/academic-staff/
UoWM	Department of International and European Economic Studies	ECON		7	https://iees.uowm.gr/en/faculty-and-staff/academic-staff/
UoWM	Department of Accounting and Finance	FIN		12	https://accfin.uowm.gr/academic-staff/
UoWM	Department of Business Administration	BUS		8	https://ba.uowm.gr/en/academic-staff/
UoWM	Department of Management Science and Technology	BUS		5	https://mst.uowm.gr/en/academic-staff/
UAegean	Department of Business Administration	BUS	dbaaegr	17	https://www.ba.aegean.gr/en/department/staff/academic-staff

Appendix B. Attribution audit: match confidence, merged profiles, unmatched members

Google Scholar: of the 787 roster members, 465 hold a public profile verified at their university, 21 a profile with a full-name match at another Greek address or without a verified address, 71 an initial-form profile at the university, and 230 have no public profile. OpenAlex: 628 confirmed by affiliation history, 76 medium, 6 low, 77 unmatched. Semantic Scholar: 212 high, 267 medium, 247 low, 61 unmatched. 9 members received more than one merged profile and 90 had at least one namesake profile dropped on venue evidence. The table lists every member whose attribution is unmatched, low or medium in Google Scholar, or unmatched or low in OpenAlex or Semantic Scholar, so that every attribution can be checked and corrected.

Univ.	Department	Member	Grade	GS conf.	GS profile	OA conf.	OA profiles	S2 conf.
AUA	Agricultural Economics and Rural Development	Costopoulou Constantina	Professor	HIGH	Constantina Costopoulou	HIGH	Constantina Costopoulou; Constantina Cos	LOW
AUA	Agricultural Economics and Rural Development	Georgakopoulos George	Professor	UNMATCHED		HIGH	George Georgakopoulos	MEDIUM
AUA	Agricultural Economics and Rural Development	Giannakis Elias	Asst.	HIGH	Elias Giannakis	HIGH	Elias Giannakis; Elias Giannakis	LOW
AUA	Agricultural Economics and Rural Development	Karanikolas Pavlos	Professor	HIGH	Pavlos Karanikolas	HIGH	Pavlos Karanikolas	LOW
AUA	Agricultural Economics and Rural Development	Karetsos Sotirios	Asst.	HIGH	Sotiris Karetsos	HIGH	Sotiris Karetsos; Sotirios Karetsos	LOW
AUA	Agricultural Economics and Rural Development	Klonaris Efstathios	Professor	HIGH	Stathis Klonaris	HIGH	Stathis Klonaris	LOW
AUA	Agricultural Economics and Rural Development	Kremmydas Dimitrios	Asst.	LOW	Dimitris Kremmydas	HIGH	Dimitris Kremmydas	MEDIUM
AUA	Agricultural Economics and Rural Development	Lagogiannis George	Asst.	LOW	G. Lagogiannis	HIGH	George Lagogiannis; George Lagogiannis;	MEDIUM
AUA	Agricultural Economics and Rural Development	Malesios Chrysovaladis	Assoc.	LOW	Chrisovaladis Malesios	UNMATCHED		LOW
AUA	Agricultural Economics and Rural Development	Tsiboukas Konstantinos	Professor	UNMATCHED		HIGH	Konstantinos Tsiboukas; Konstantinos Tsi	MEDIUM
AUA	Agricultural Economics and Rural Development	Vassilopoulos Achilleas	Asst.	UNMATCHED		HIGH	Achilleas Vassilopoulos	HIGH
AUEB	Accounting and Finance	BABOUKARDOS DIOGENIS	Assoc.	UNMATCHED		HIGH	Diogenis Baboukardos	HIGH
AUEB	Accounting and Finance	Doukakis Leonidas	Professor	HIGH	Leonidas C. Doukakis	HIGH	Leonidas C. Doukakis	LOW
AUEB	Accounting and Finance	Georgoutsos Dimitrios	Professor	UNMATCHED		HIGH	Dimitris A. Georgoutsos	LOW
AUEB	Accounting and Finance	Hevas Dimosthenis	Professor	HIGH	Dimosthenis Hevas	HIGH	Dimosthenis L. Hevas	LOW
AUEB	Accounting and Finance	Kavussanos Manolis	Professor	LOW	Manolis Kavussanos, Professor	HIGH	Manolis G. Kavussanos	LOW
AUEB	Accounting and Finance	Leledakis Georgios	Professor	UNMATCHED		UNMATCHED		LOW
AUEB	Accounting and Finance	Papadaki Afroditi	Professor	UNMATCHED		HIGH	Afroditi Papadaki; Afroditi Papadaki; Af	HIGH
AUEB	Accounting and Finance	Spyrou Spyridon	Professor	HIGH	Spyros I. Spyrou	HIGH	Spyridon Spyrou; Spyridon Spyrou	LOW
AUEB	Accounting and Finance	Tsekrekos Andrianos	Professor	HIGH	Andrianos E. Tsekrekos	HIGH	Andrianos E. Tsekrekos; Andrianos Tsekre	LOW
AUEB	Business Administration	Anastasiou Dimitrios	Asst.	LOW	Dimitris Anastasiou	HIGH	Dimitrios Anastasiou; Dimitrios Anastasi	MEDIUM
AUEB	Business Administration	Diamantis Panagiotis	Professor	UNMATCHED		MEDIUM	Panagiotis Diamantis	LOW
AUEB	Business Administration	Ioannidis Antonios	Asst.	LOW	Anthony Ioannidis	MEDIUM	Antonios Ioannidis	UNMATCHED
AUEB	Business Administration	Karamanis Konstantinos	Professor	UNMATCHED		MEDIUM	Konstantinos Karamanis; Konstantinos Kar	HIGH

Univ.	Department	Member	Grade	GS conf.	GS profile	OA conf.	OA profiles	S2 conf.
AUEB	Business Administration	Kardaras Dimitrios	Assoc.	LOW	Dimitris K. Kardaras	HIGH	Dimitrios K. Kardaras; Dimitrios Kardara	MEDIUM
AUEB	Business Administration	Kasimatis Konstantinos	Professor	UNMATCHED		UNMATCHED		LOW
AUEB	Business Administration	Koen Sandra	Professor	UNMATCHED		UNMATCHED		MEDIUM
AUEB	Business Administration	Kouloridas Athanasios	Asst.	HIGH	Athanasios Kouloridas	UNMATCHED		HIGH
AUEB	Business Administration	Manolopoulos Dimitrios	Assoc.	UNMATCHED		MEDIUM	Dimitrios Manolopoulos	HIGH
AUEB	Business Administration	Papadakis Vasileios	Professor	UNMATCHED		MEDIUM	Vasileios Papadakis	HIGH
AUEB	Business Administration	Papalexandris Alexandros	Assoc.	HIGH	Alexandros Papalexandris	HIGH	Alexandros Papalexandris	LOW
AUEB	Business Administration	Siomkos Georgios	Professor	UNMATCHED		HIGH	George J. Siomkos; George I. Siomkos; Ge	LOW
AUEB	Business Administration	Spilioti Styliani	Asst.	UNMATCHED		HIGH	Stella Spilioti; Stella Spillioti	LOW
AUEB	Business Administration	Tarnanidou Christina	Assoc.	UNMATCHED		HIGH	Christina I Tarnanidou	HIGH
AUEB	Business Administration	Thanos Ioannis	Assoc.	HIGH	Ioannis C. Thanos	HIGH	Ioannis C. Thanos; Ioannis Thanos	LOW
AUEB	Business Administration	Trouli Emmanouela	Assoc.	UNMATCHED		UNMATCHED		LOW
AUEB	Business Administration	Vasilikopoulou Aikaterini	Asst.	UNMATCHED		UNMATCHED		UNMATCHED
AUEB	Business Administration	Verginadis Ioannis	Asst.	UNMATCHED		MEDIUM	Ioannis I. Verginadis	MEDIUM
AUEB	Economics	ARVANITIS STYLIANOS	Professor	UNMATCHED		HIGH	Stelios Arvanitis; Stelios Arvanitis; St	UNMATCHED
AUEB	Economics	ATHANASIOU TIMOS	Asst.	UNMATCHED		UNMATCHED		LOW
AUEB	Economics	Dendramis Yiannis	Assoc.	HIGH	Yiannis Dendramis	HIGH	Yiannis Dendramis	LOW
AUEB	Economics	Dioikitopoulos Evangelos	Assoc.	HIGH	Evangelos Dioikitopoulos	HIGH	Evangelos V. Dioikitopoulos; Evangelos D	LOW
AUEB	Economics	KYRIAKOPOULOU EFTHYMIA	Asst.	HIGH	Efthymia Kyriakopoulou	HIGH	Efthymia Kyriakopoulou	UNMATCHED
AUEB	Economics	Palivos Theodoros	Professor	UNMATCHED		HIGH	Theodore Palivos	HIGH
AUEB	Economics	Sarantides Vassilis	Asst.	HIGH	Vassilis Sarantides	HIGH	Vassilis Sarantides	LOW
AUEB	Economics	ZERVOU ANASTASIA	Assoc.	UNMATCHED		UNMATCHED		HIGH
AUEB	International and European Economic Studies	BILIAS IOANNIS	Professor	UNMATCHED		HIGH	Yannis Bilias; Yiannis Bilias	HIGH
AUEB	International and European Economic Studies	Bourantonis Dimitrios	Professor	UNMATCHED		MEDIUM	Dimitrios Bourantonis	HIGH
AUEB	International and European Economic Studies	Christopoulos Dimitrios	Professor	UNMATCHED		HIGH	Dimitris Christopoulos	MEDIUM
AUEB	International and European Economic Studies	Demos Antonios	Professor	HIGH	Antonis Demos	HIGH	Antonis Demos	LOW
AUEB	International and European Economic Studies	Kalyvitis Sarantis	Professor	UNMATCHED		HIGH	Sarantis Kalyvitis; Sarantis Kalyvitisy	HIGH
AUEB	International and European Economic Studies	Kammas Pantelis	Assoc.	HIGH	Pantelis Kammas	HIGH	Pantelis Kammas	LOW
AUEB	International and European Economic Studies	Karydis Georgios	Professor	UNMATCHED		HIGH	George Karydis	LOW
AUEB	International and European Economic Studies	Katsimi Margarita	Professor	HIGH	Margarita Katsimi	HIGH	Margarita Katsimi	LOW
AUEB	International and European Economic Studies	Konstantinou Panagiotis	Asst.	HIGH	Panagiotis Konstantinou	HIGH	Panagiotis Konstantinou; Panagiotis Kons	LOW
AUEB	International and European Economic Studies	Koundouri Phoebe	Professor	LOW	Prof. Dr. Phoebe Koundouri	HIGH	Phoebe Koundouri; Phoebe Koundouri; Phoe	MEDIUM
AUEB	International and European Economic Studies	PANOUSI VASIA	Assoc.	HIGH	Vasia Panousi	UNMATCHED		HIGH
AUEB	International and European Economic Studies	Pagoulatos Georgios	Professor	HIGH	George Pagoulatos	HIGH	George Pagoulatos	LOW
AUEB	International and European Economic Studies	Pechlivanos Lambros	Asst.	HIGH	Lambros Pechlivanos	HIGH	Lambros Pechlivanos	LOW
AUEB	International and European Economic Studies	Roumanias Konstantinos	Asst.	UNMATCHED		HIGH	Costas Roumanias	HIGH
AUEB	International and European Economic Studies	Skouras Spyros-Panos	Professor	UNMATCHED		HIGH	Spyros Skouras	UNMATCHED
AUEB	International and European Economic Studies	TRIVIZA ELEFTHERIA	Asst.	HIGH	Eleftheria Triviza	UNMATCHED		HIGH
AUEB	International and European Economic Studies	Topaloglou Nikolaos	Professor	UNMATCHED		UNMATCHED		LOW
AUEB	International and European Economic Studies	Vasilakis Spyridon	Professor	UNMATCHED		UNMATCHED		HIGH
AUEB	International and European Economic Studies	Vella Eugenia	Asst.	HIGH	Eugenia Vella	HIGH	Eugenia Vella	LOW
AUEB	Management Science and Technology	Androutsopoulos Konstantinos	Assoc.	HIGH	Konstantinos Androutsopoulos	HIGH	Konstantinos N. Androutsopoulos	LOW
AUEB	Management Science and Technology	Ioannou Georgios	Professor	UNMATCHED		HIGH	Georgios Ioannou	MEDIUM

Univ.	Department	Member	Grade	GS conf.	GS profile	OA conf.	OA profiles	S2 conf.
AUEB	Management Science and Technology	Kritikos Emmanouil	Professor	UNMATCHED		HIGH	Manolis N. Kritikos; Manolis KRITIKOS	LOW
AUEB	Management Science and Technology	Louridas Panagiotis	Professor	UNMATCHED		HIGH	Πάνος Λουρίδας; Panagiotis Louridas	LOW
AUEB	Management Science and Technology	MOURTOS IOANNIS	Professor	LOW	Yiannis Mourtos	HIGH	Ioannis Mourtos; Ioannis Mourtos	MEDIUM
AUEB	Management Science and Technology	Pouloudi Nancy	Professor	LOW	Athanasia (Nancy) Pouloudi	HIGH	Nancy Pouloudi	LOW
AUEB	Management Science and Technology	Poulymenakou Angeliki	Professor	HIGH	Angeliki Poulymenakou	HIGH	Angeliki Poulymenakou; Angeliki Poulymen	LOW
AUEB	Management Science and Technology	Soderquist Klas-Eric	Professor	HIGH	Klas Eric Soderquist	HIGH	Klas Eric Söderquist	LOW
AUEB	Management Science and Technology	Spinellis Diomidis	Professor	HIGH	Diomidis Spinellis	HIGH	Diomidis Spinellis; Diomidis Spinellis;	UNMATCHED
AUEB	Management Science and Technology	TARANTILIS CHRISTOS	Professor	HIGH	Chris Tarantilis	HIGH	Christos D. Tarantilis	LOW
AUEB	Management Science and Technology	Voudouri Irini	Professor	UNMATCHED		HIGH	Irini Voudouris; Irini Voudouri; Irini V	HIGH
AUEB	Management Science and Technology	Zachariadis Emmanouil	Assoc.	LOW	Emmanouil E. Zachariadis, Associate Prof	HIGH	Emmanouil E. Zachariadis	MEDIUM
AUEB	Management Science and Technology	Zisis Dimitrios	Asst.	UNMATCHED		MEDIUM	Dimitrios Zisis; Dimitrios Zisis; Dimitr	MEDIUM
AUEB	Marketing and Communication	Drosos Dimitrios	Asst.	MEDIUM	Dimitrios Drosos	HIGH	Dimitrios Drosos; Dimitrios Drosos; Dimi	MEDIUM
AUEB	Marketing and Communication	GALANAKI ANNA-ELENI	Assoc.	UNMATCHED		UNMATCHED		UNMATCHED
AUEB	Marketing and Communication	GKYPALI ARETI	Asst.	HIGH	Areti Gkypali	HIGH	Areti Gkypali	LOW
AUEB	Marketing and Communication	Indounas Konstantinos	Professor	UNMATCHED		UNMATCHED		UNMATCHED
AUEB	Marketing and Communication	KAMINAKIS KONSTANTINOS	Asst.	HIGH	Kostas Kaminakis	HIGH	Kostas Kaminakis	LOW
AUEB	Marketing and Communication	KARANTINOU KALIPSO	Assoc.	HIGH	Kalipso Karantinou	HIGH	Kalipso Karantinou	LOW
AUEB	Marketing and Communication	Kokkinaki Flora	Professor	HIGH	Flora Kokkinaki	HIGH	Flora Kokkinaki	LOW
AUEB	Marketing and Communication	SARIDAKIS XARALAMPOS	Assoc.	UNMATCHED		UNMATCHED		UNMATCHED
AUEB	Marketing and Communication	Stathakopoulos Vlasios	Professor	UNMATCHED		UNMATCHED		LOW
AUEB	Marketing and Communication	Vakola Maria	Professor	HIGH	Maria Vakola	HIGH	Maria Vakola; Maria Vakola; Maria Vakola	LOW
AUTH	Economics	Chrysanthopoulou Xenia	Assoc.	UNMATCHED		UNMATCHED		UNMATCHED
AUTH	Economics	Desli Evangelia	Asst.	HIGH	Evangelia Desli	HIGH	Evangelia Desli	LOW
AUTH	Economics	Fousekis Panagiotis	Professor	HIGH	Panos Fousekis	MEDIUM	Panagiotis Fousekis	LOW
AUTH	Economics	Karampela Sofia	Asst.	HIGH	Sofia Karampela	HIGH	Sofia Karampela	LOW
AUTH	Economics	Katrakylidis Konstantinos	Professor	LOW	Constantinos Katrakilidis	MEDIUM	Konstantinos Katrakylidis	MEDIUM
AUTH	Economics	Kazanas Athanasios	Assoc.	UNMATCHED		UNMATCHED		HIGH
AUTH	Economics	Kosmidou Kyriaki	Asst.	HIGH	Kyriaki Kosmidou	HIGH	Kyriaki Kosmidou	LOW
AUTH	Economics	Palaiologou Souzana-Maria	Professor	UNMATCHED		MEDIUM	Maria M. Palaiologou; Souzana-Maria Pala	LOW
AUTH	Economics	Papadamou Stefanos	Professor	LOW	Stephanos Papadamou	UNMATCHED		LOW
AUTH	Economics	Papadopoulos Konstantinos	Professor	UNMATCHED		HIGH	Konstantinos Papadopoulos; Konstantinos	MEDIUM
AUTH	Economics	Papana Angeliki	Asst.	HIGH	Angeliki Papana	HIGH	Angeliki Papana	LOW
AUTH	Economics	Psaltopoulos Dimitrios	Professor	LOW	Demetris Psaltopoulos	HIGH	Demetrios Psaltopoulos	MEDIUM
AUTH	Economics	Tsadiras Athanasios	Professor	HIGH	Athanasios Tsadiras	HIGH	Athanasios Tsadiras	LOW
AUTH	Economics	Tsaliki Persefoni	Professor	HIGH	Persefoni Tsaliki	LOW	Persefoni Tsaliki; Persefoni Tsaliki; P.	LOW
AUTH	Economics	Zarotiadis Grigorios	Professor	LOW	Grigoris Zarotiadis	HIGH	Grigorios Zarotiadis	LOW
DUTH	Economics	Chazakis Konstantinos	Professor	UNMATCHED		UNMATCHED		UNMATCHED
DUTH	Economics	Chionis Dionysios	Professor	UNMATCHED		HIGH	Dionysios Chionis; Dionysios P. Chionis;	LOW
DUTH	Economics	Dalla Eleni	Asst.	LOW	Eleni Dalla	HIGH	Eleni Dalla	MEDIUM
DUTH	Economics	Geronikolaou Georgios	Assoc.	UNMATCHED		HIGH	George Geronikolaou; Geronikolaou George	LOW
DUTH	Economics	Gkogkas Periklis	Professor	UNMATCHED		UNMATCHED		UNMATCHED
DUTH	Economics	Koutroukis Theodoros	Professor	LOW	Theodore Koutroukis	HIGH	Theodore Koutroukis; Theodore Koutroukis	MEDIUM
DUTH	Economics	Papadimitriou Theofilos	Professor	UNMATCHED		HIGH	Theofilos Papadimitriou	HIGH
DUTH	Economics	Pistikou Viktoria	Assoc.	UNMATCHED		UNMATCHED		UNMATCHED
DUTH	Economics	Plakandaras Vasileios	Assoc.	UNMATCHED		MEDIUM	Vasileios Plakandaras	LOW
DUTH	Economics	Prangidis Ioannis-CHrysostomos	Professor	UNMATCHED		UNMATCHED		UNMATCHED
DUTH	Economics	Sartzetaki Maria	Assoc.	HIGH	MARIA SARTZETAKI	HIGH	Maria F. Sartzetaki; Maria Sartzetaki; M	LOW
DUTH	Economics	Spyromitros Elevtherios	Professor	UNMATCHED		UNMATCHED		UNMATCHED
DUTH	Economics	Vlados Charalampos	Assoc.	LOW	Charis Vlados	HIGH	Charalambos Vlados	LOW

Univ.	Department	Member	Grade	GS conf.	GS profile	OA conf.	OA profiles	S2 conf.
HMU	Accounting and Finance	Cheimonaki Christianna	Asst.	UNMATCHED		UNMATCHED		UNMATCHED
HMU	Accounting and Finance	Giannoulis Ioannis	Lecturer	UNMATCHED		MEDIUM	Ioannis Giannoulis; Ioannis Giannoulis;	MEDIUM
HMU	Accounting and Finance	Kyrikos Dimitrios	Professor	UNMATCHED		MEDIUM	Dimitrios Kyrikos; Dimitrios Kyrikos	HIGH
HMU	Accounting and Finance	Mamatzakis Emmanouil	Professor	UNMATCHED		UNMATCHED		MEDIUM
HMU	Accounting and Finance	Tampouratzi Evthalia	Assoc.	UNMATCHED		UNMATCHED		LOW
HMU	Accounting and Finance	Vasileiou Evangelos	Assoc.	HIGH	Evangelos Vasileiou	HIGH	Evangelos Vasileiou; Evangelos Vasileiou	LOW
HMU	Business and Tourism Management	Dimou Eirini	Professor	UNMATCHED		MEDIUM	Eirini Dimou	LOW
HMU	Business and Tourism Management	Kourgiantakis Markos	Assoc.	HIGH	Markos Kourgiantakis	HIGH	Markos Kourgiantakis	LOW
HMU	Business and Tourism Management	Menegaki Angeliki	Assoc.	LOW	Dr Angeliki N. Menegaki	HIGH	Angeliki N. Menegaki	LOW
HMU	Business and Tourism Management	Michailidis Dimitrios	Assoc.	UNMATCHED		MEDIUM	Dimitrios Michailidis; Dimitrios Michail	MEDIUM
HMU	Business and Tourism Management	Papavasileiou Emmanouil	Asst.	UNMATCHED		HIGH	Emmanouil F. Papavasileiou	LOW
HMU	Business and Tourism Management	Rovithis Michail	Assoc.	LOW	Rovithis Michael	HIGH	Michael Rovithis	HIGH
HMU	Business and Tourism Management	Sitzimis Ioannis	Asst.	HIGH	Ioannis Sitzimis	HIGH	Ioannis Sitzimis	LOW
HMU	Business and Tourism Management	Trichas Nikolaos	Assoc.	UNMATCHED		UNMATCHED		UNMATCHED
HMU	Business and Tourism Management	Xanthos Georgios	Assoc.	HIGH	George J. Xanthos	HIGH	Georgios Xanthos	LOW
HMU	Management Science and Technology	Fanourgiakis John	Assoc.	HIGH	Fanourgiakis John	HIGH	John Fanourgiakis; John Fanourgiakis	LOW
HMU	Management Science and Technology	Kopanakis John	Professor	UNMATCHED		HIGH	Ioannis Kopanakis	MEDIUM
HMU	Management Science and Technology	Lemonakis Christos	Professor	HIGH	Christos Lemonakis	HIGH	Christos Lemonakis	LOW
HMU	Management Science and Technology	Markaki Mania	Assoc.	UNMATCHED		UNMATCHED		LOW
HMU	Management Science and Technology	Mastorakis George	Assoc.	HIGH	George Mastorakis	HIGH	George Mastorakis; George Mastorakis; Ge	LOW
HMU	Management Science and Technology	Papadakis Stelios	Professor	LOW	Dr. Stelios Papadakis	HIGH	Stelios Papadakis	HIGH
HMU	Management Science and Technology	Perakakis Manos	Assoc.	HIGH	Emmanouil Perakakis	HIGH	Emmanouil Perakakis; Manolis Perakakis;	LOW
HMU	Management Science and Technology	Vassakis Konstantinos	Asst.	HIGH	Vassakis Konstantinos	HIGH	Konstantinos Vassakis; Konstantinos Vass	LOW
HMU	Management Science and Technology	Vassiliadis Giorgos	Asst.	UNMATCHED		MEDIUM	Georgios Vassiliadis	UNMATCHED
HUA	Economics and Sustainable Development	Hondroyiannis George	n/s	HIGH	George Hondroyiannis	HIGH	George Hondroyiannis	LOW
HUA	Economics and Sustainable Development	Kinanlis Panayotis	n/s	UNMATCHED		HIGH	Panagiotis Kinanlis	UNMATCHED
HUA	Economics and Sustainable Development	Pegkas Panagiotis	n/s	MEDIUM	Pegkas Panagiotis	HIGH	Panagiotis Pegkas	MEDIUM
HUA	Economics and Sustainable Development	Solaki Melina	n/s	LOW	Dr. Melina I. Solaki	MEDIUM	Melina Solaki	MEDIUM
HUA	Economics and Sustainable Development	Tsamadias Constantinos	n/s	UNMATCHED		HIGH	Constantinos Tsamadias; Constantinos Tsa	MEDIUM
IHU	Accounting and Finance	Chatzoudes Dimitrios	Asst.	MEDIUM	Dimitrios Chatzoudes	HIGH	Dimitrios Chatzoudes; Dimitrios Chatzoud	LOW
IHU	Accounting and Finance	Delias Pavlos	Professor	MEDIUM	Pavlos Delias	HIGH	Pavlos Delias	HIGH
IHU	Accounting and Finance	Florou Giannoula	Professor	UNMATCHED		HIGH	Giannoula Florou; Giannoula Florou; Gian	LOW
IHU	Accounting and Finance	Grose Chris	Asst.	HIGH	Christos Grose	HIGH	Chris Grose	LOW
IHU	Accounting and Finance	Kalampouka Kalliopi	Professor	UNMATCHED		MEDIUM	Kalliopi Kalampouka	HIGH
IHU	Accounting and Finance	Karasavvoglou Anastasios	Professor	UNMATCHED		HIGH	Anastasios Karasavvoglou; Anastasios Kar	LOW
IHU	Accounting and Finance	Mandilas Athanasios	Professor	MEDIUM	Athanasios Mandilas	HIGH	Athanasios Mandilas	LOW
IHU	Accounting and Finance	Paliokas Ioannis	Asst.	MEDIUM	Ioannis Paliokas	HIGH	Ioannis Paliokas	MEDIUM
IHU	Accounting and Finance	Perdiki Foteini	Asst.	UNMATCHED		HIGH	Foteini Perdiki	HIGH
IHU	Accounting and Finance	Tsisinou Aikaterini	Lecturer	UNMATCHED		HIGH	Aikaterini Tsisinou	HIGH
IHU	Accounting and Finance	Tsoktouridou Konstantina	Lecturer	UNMATCHED		HIGH	Konstantina Tsoktouridou	HIGH
IHU	Accounting and Finance	Valsamidis Stavros	Professor	UNMATCHED		HIGH	Stavros Valsamidis; Stavros Valsamidis	LOW
IHU	Accounting and Finance	Zoumpoulidis Vasileios	Asst.	UNMATCHED		MEDIUM	Vasileios Zoumpoulidis; Vasilios Zoumbou	HIGH
IHU	Accounting and Information Systems	Mamanis Georgios	Asst.	HIGH	Georgios Mamanis	MEDIUM	Georgios Mamanis	LOW
IHU	Accounting and Information Systems	Vassiliadis Achilleas	Lecturer	UNMATCHED		MEDIUM	Achilleas Vassiliadis	UNMATCHED
IHU	Business Administration	Athanasenas Athanasios	Professor	HIGH	athanasios athanasenas	HIGH	Athanasios ATHANASENAS; Athanasios L. At	LOW
IHU	Business Administration	Chapsa Xanthippi	Asst.	UNMATCHED		HIGH	Xanthippi Chapsa; Xanthippi CHAPSA; Chap	LOW
IHU	Business Administration	Dimitriadis Sotirios	Professor	HIGH	Sotirios G. Dimitriadis	HIGH	Sotirios Dimitriadis	UNMATCHED

Univ.	Department	Member	Grade	GS conf.	GS profile	OA conf.	OA profiles	S2 conf.
IHU	Business Administration	Giovanis Nikolaos	Professor	HIGH	Nikolaos Giovanis	HIGH	Nikolaos Giovanis	LOW
IHU	Business Administration	Karagiorgos Alkiviadis	Assoc.	MEDIUM	ALKIVIADIS KARAGIORGOS	HIGH	Alkiviadis Karagiorgos	MEDIUM
IHU	Business Administration	Kehris Evangelos	Professor	HIGH	Evangelos Kehris	HIGH	Evangelos Kehris	LOW
IHU	Business Administration	Konstantinidis Christos	Asst.	MEDIUM	Christos Konstantinidis	HIGH	Christos Konstantinidis; Christos Konsta	MEDIUM
IHU	Business Administration	Mouza Anna-Maria	Professor	HIGH	Mouza Anna Maria	HIGH	Άννα Μαρία Μούζα; Anna-Maria Mouza; Anna	LOW
IHU	Business Administration	Paschaloudis Dimitrios	Professor	UNMATCHED		MEDIUM	Dimitrios Paschaloudis	LOW
IHU	Management Science and Technology	Chatzis Vassilios	Professor	MEDIUM	Vassilios Chatzis	HIGH	Vassilios Chatzis	LOW
IHU	Management Science and Technology	Fragidis Leonidas	Asst.	MEDIUM	Leonidas L Fragidis	HIGH	Leonidas L. Fragidis	MEDIUM
IHU	Management Science and Technology	Gerontidis Ioannis	Professor	MEDIUM	Ioannis Gerontidis	MEDIUM	Ioannis I. Gerontidis	LOW
IHU	Management Science and Technology	Kamenidou Irene	Professor	MEDIUM	Irene (Eirini) Kamenidou	HIGH	Irene Kamenidou	MEDIUM
IHU	Management Science and Technology	Kosmidis Kosmas	Asst.	MEDIUM	Kosmas Kosmidis; Kosmas Kosmidis	MEDIUM	Kosmas Kosmidis; Kosmas Kosmidis; Kosmas	LOW
IHU	Management Science and Technology	Krinidis Stylianos	Asst.	MEDIUM	Stelios Krinidis	HIGH	Stelios Krinidis; Krinidis Stelios	MEDIUM
IHU	Management Science and Technology	Maditinos Dimitrios	Professor	MEDIUM	Dimitrios Maditinos	HIGH	Dimitrios Maditinos; Dimitrios Maditinos	MEDIUM
IHU	Management Science and Technology	Mamalis Spyridon	Professor	LOW	ΣΠΥΡΙΔΩΝ ΜΑΜΑΛΗΣ	HIGH	Spyridon Mamalis; Spyridon Mamalis	LOW
IHU	Management Science and Technology	Mylona Ifigeneia	Asst.	MEDIUM	Mylona Ifigeneia	HIGH	Ifigeneia Mylona	LOW
IHU	Management Science and Technology	Sarigiannidis Lazaros	Assoc.	UNMATCHED		HIGH	Lazaros Sarigiannidis	MEDIUM
IHU	Management Science and Technology	Theriou Nikolaos	Professor	MEDIUM	NIKOLAOS G. THERIOU	MEDIUM	Νικόλαος Γ. Θερίου	UNMATCHED
IHU	Management Science and Technology	Theriou Georgios	Assoc.	MEDIUM	Georgios Theriou	HIGH	Georgios Theriou	HIGH
IHU	Organisation Management, Marketing and Tourism	Assimakopoulos Costas	Professor	HIGH	Costas Assimakopoulos	HIGH	Costas Assimakopoulos	UNMATCHED
IHU	Organisation Management, Marketing and Tourism	Bakalbasi Anthia	Lecturer	UNMATCHED		UNMATCHED		UNMATCHED
IHU	Organisation Management, Marketing and Tourism	Chatzigeorgiou Chrysoula	Professor	LOW	Chryssoula Chatzigeorgiou	MEDIUM	Chrysoula Chatzigeorgiou	MEDIUM
IHU	Organisation Management, Marketing and Tourism	Christou Evangelos	Professor	HIGH	Evangelos Christou	HIGH	Evangelos Christou; Evangelos Christou;	LOW
IHU	Organisation Management, Marketing and Tourism	Delistavrou Antonia	Assoc.	HIGH	Antonia Delistavrou	HIGH	Antonia Delistavrou; Antonia Delistavrou	LOW
IHU	Organisation Management, Marketing and Tourism	Gouna Ourania	Asst.	UNMATCHED		HIGH	Gouna Ourania	HIGH
IHU	Organisation Management, Marketing and Tourism	Kassianidis Panagiotis	Assoc.	HIGH	Panagiotis Kassianidis	HIGH	Panagiotis Kassianidis	LOW
IHU	Organisation Management, Marketing and Tourism	Kilipiris Fotis	Professor	HIGH	fotis kilipiris	HIGH	Fotis Kilipiris	LOW
IHU	Organisation Management, Marketing and Tourism	Kokkinis Georgios	Assoc.	LOW	Kokkinis G	HIGH	Georgios Kokkinis; Georgios Kokkinis; Ge	MEDIUM
IHU	Organisation Management, Marketing and Tourism	Mouratidou Athena	Asst.	UNMATCHED		UNMATCHED		LOW
IHU	Organisation Management, Marketing and Tourism	Papadopoulos Nikolaos	Asst.	UNMATCHED		HIGH	Nikolaos Papadopoulos; Nikolaos Papadopo	UNMATCHED
IHU	Organisation Management, Marketing and Tourism	Papaioannou Eugenia	Assoc.	HIGH	Eugenia Papaioannou	UNMATCHED		MEDIUM
IHU	Organisation Management, Marketing and Tourism	Samaras Ioannis	Asst.	UNMATCHED		HIGH	Ioannis Samaras; Ioannis Samaras; Ioanni	LOW
IHU	Organisation Management, Marketing and Tourism	Skoufas George	Professor	HIGH	GEORGE SKOUFAS	MEDIUM	George Skoufas	LOW
IHU	Organisation Management, Marketing and Tourism	Stalidis George	Professor	HIGH	George Stalidis	HIGH	George Stalidis	LOW
IHU	Organisation Management, Marketing and Tourism	Tsekouropoulos George	Assoc.	LOW	Georgios Tsekouropoulos	HIGH	George Tsekouropoulos	MEDIUM
IHU	Organisation Management, Marketing and Tourism	Tsiakis Theodosios	Professor	HIGH	Theodosios Tsiakis	HIGH	Theodosios Tsiakis; Theodosios Tsiakis	LOW
NKUA	Business Administration	Gkekas Nikolaos	Lecturer	UNMATCHED		HIGH	Nikolaos Gkekas; Nikolaos Gkekas	LOW
NKUA	Business Administration	Ioakeimidi Marilou	Assoc.	UNMATCHED		UNMATCHED		UNMATCHED
NKUA	Business Administration	Ireiotis Nikolaos	Professor	UNMATCHED		HIGH	Nikolaos Ireiotis	HIGH
NKUA	Business Administration	Kounadeas Theodoros	Asst.	HIGH	Theodoros V. Kounadeas	HIGH	Theodoros Kounadeas	LOW
NKUA	Business Administration	Kyriazi Foteini	Assoc.	LOW	Kyriazi St.Foteini	HIGH	Foteini Kyriazi; Foteini Kyriazi; Fotein	MEDIUM
NKUA	Business Administration	Livieratos Antonios	Asst.	HIGH	Antonios D. Livieratos	MEDIUM	Antonios Livieratos	LOW
NKUA	Business Administration	Magkoutas Anastasios	Professor	UNMATCHED		UNMATCHED		UNMATCHED
NKUA	Business Administration	Mitropoulos Dimitrios	Assoc.	LOW	Dimitris Mitropoulos	HIGH	Dimitris Mitropoulos; Dimitrios Mitropou	MEDIUM
NKUA	Business Administration	Nikolaou-Patragas Kyriakos	Professor	UNMATCHED		MEDIUM	Kyriakos Nikolaou-Patragas	HIGH
NKUA	Business Administration	Papadongonas Theodoros	Professor	UNMATCHED		UNMATCHED		UNMATCHED
NKUA	Business Administration	Picha Lamprini	Assoc.	UNMATCHED		UNMATCHED		UNMATCHED

Univ.	Department	Member	Grade	GS conf.	GS profile	OA conf.	OA profiles	S2 conf.
NKUA	Economics	Argeitis Georgios	Professor	UNMATCHED		UNMATCHED		LOW
NKUA	Economics	Balios Dimitrios	Professor	LOW	Dimitris Balios	HIGH	Dimitris Balios	HIGH
NKUA	Economics	Bartzokas Antonios	Professor	UNMATCHED		LOW	A. Bartzokas; Antonis Bartzokas	LOW
NKUA	Economics	Chortareas Georgios	Professor	UNMATCHED		HIGH	Georgios Chortareas; Georgios Chortareas	MEDIUM
NKUA	Economics	Kainourgios Dimitrios	Professor	UNMATCHED		UNMATCHED		UNMATCHED
NKUA	Economics	Katsikis Vasileios	Professor	UNMATCHED		HIGH	Vasilios N. Katsikis	LOW
NKUA	Economics	Kostis Pantelis	Asst.	HIGH	Pantelis Kostis	HIGH	Pantelis C. Kostis	LOW
NKUA	Economics	Kotsios Stylianos	Professor	HIGH	Stelios Kotsios	LOW	S. Kotsios; Stylianos Kotsios	HIGH
NKUA	Economics	Leventidis Ioannis	Professor	UNMATCHED		HIGH	Ioannis Leventidis	HIGH
NKUA	Economics	Missos Vlasios	Asst.	UNMATCHED		UNMATCHED		UNMATCHED
NKUA	Economics	Nikoleris Theodoros	Assoc.	UNMATCHED		UNMATCHED		HIGH
NKUA	Economics	Papandreou Andreas	Professor	HIGH	Andreas Papandreou	LOW	Andreas Papandreou; Ανδρέας Παπανδρέου;	LOW
NKUA	Economics	Papathanasiou Spyridon	Assoc.	HIGH	Spyros Papathanasiou	MEDIUM	Spyridon Papathanasiou	UNMATCHED
NKUA	Economics	Rigopoulos Georgios	Asst.	UNMATCHED		HIGH	Georgios Rigopoulos; Georgios Rigopoulos	MEDIUM
NKUA	Economics	Siachou Evangelia	Asst.	HIGH	Evangelia Siachou	HIGH	Evangelia Siachou	LOW
NKUA	Economics	Tsakalotos Evkleidis	Professor	UNMATCHED		UNMATCHED		LOW
NKUA	Economics	Varoufakis Gianis	Professor	UNMATCHED		UNMATCHED		LOW
Panteion	Economic and Regional Development	Alexiou Alexandros	n/s	HIGH	Alexandros Alexiou	HIGH	Alexandros Alexiou	LOW
Panteion	Economic and Regional Development	Bageri Vasiliki	n/s	HIGH	Vasiliki Bageri	HIGH	Vasiliki Bageri	LOW
Panteion	Economic and Regional Development	Bithas Kostas	n/s	HIGH	Kostas Bithas	LOW	Kostas Bithas; K. Bithas; Kostas Bithas	LOW
Panteion	Economic and Regional Development	Christofakis Manolis	n/s	UNMATCHED		HIGH	Manolis Christofakis	UNMATCHED
Panteion	Economic and Regional Development	Degiannakis Stavros	n/s	LOW	Professor Stavros Degiannakis	HIGH	Stavros Degiannakis; Stavros Degiannakis	MEDIUM
Panteion	Economic and Regional Development	Filis George	n/s	HIGH	George Filis	HIGH	George Filis; George Filis	LOW
Panteion	Economic and Regional Development	Ierapetritis Dimitrios	n/s	HIGH	Ierapetritis Dimitrios	HIGH	Dimitrios G. Ierapetritis; Dimitrios Ier	LOW
Panteion	Economic and Regional Development	Kalimeris Panos	n/s	LOW	Panagiotis Kalimeris	HIGH	Panos Kalimeris	LOW
Panteion	Economic and Regional Development	Karabekou Amalia	n/s	UNMATCHED		UNMATCHED		UNMATCHED
Panteion	Economic and Regional Development	Keramidou Ioanna	n/s	LOW	I keramidou	HIGH	Ioanna Keramidou	LOW
Panteion	Economic and Regional Development	Pappa Evangelia	n/s	UNMATCHED		HIGH	Evangelia Pappa; Evangelia Pappa	MEDIUM
Panteion	Economic and Regional Development	Stoforos Chrysostomos	n/s	HIGH	Chrysostomos Stoforos	HIGH	Chrysostomos Stoforos	LOW
Panteion	Economic and Regional Development	Zervopoulos Panagiotis	n/s	UNMATCHED		HIGH	Panagiotis D. Zervopoulos	MEDIUM
UAegean	Business Administration	Christofakis Emmanouil	Professor	LOW	Manolis Christofakis	HIGH	Emmanouil Christofakis	MEDIUM
UAegean	Business Administration	Glaveli Niki	Professor	LOW	Niki Glaveli, Professor	HIGH	Niki Glaveli; Niki Glaveli; Niki Glaveli	MEDIUM
UAegean	Business Administration	Kantianis Dimitrios	Asst.	LOW	Dr. Dimitrios D. Kantianis	HIGH	Dimitrios Kantianis; Dimitrios Kantianis	LOW
UAegean	Business Administration	Kutsikos Konstantinos	Assoc.	UNMATCHED		MEDIUM	Kostas Kutsikos	LOW
UAegean	Business Administration	Mavri Mania	Professor	LOW	Maria Mavri	HIGH	Mania Mavri	LOW
UAegean	Business Administration	Roumeliotis Michail	Assoc.	UNMATCHED		MEDIUM	Michail Roumeliotis	MEDIUM
UAegean	Business Administration	Stavrakidis Trantafyllos	Asst.	UNMATCHED		UNMATCHED		LOW
UNIPI	Banking and Financial Management	Anthropelos Michalis	Assoc.	UNMATCHED		HIGH	Michail Anthropelos; Michail Anthropelos	HIGH
UNIPI	Banking and Financial Management	Antzoulatos Angelos	Professor	HIGH	Angelos A. Antzoulatos	HIGH	Angelos A. Antzoulatos	LOW
UNIPI	Banking and Financial Management	Asimakopoulos Panagiotis	Assoc.	HIGH	Panagiotis Asimakopoulos	HIGH	Panagiotis Asimakopoulos; Panagiotis Asi	UNMATCHED
UNIPI	Banking and Financial Management	Diamantopoulou Lydia	Asst.	UNMATCHED		HIGH	Lydia Diamantopoulou	HIGH
UNIPI	Banking and Financial Management	Englezos Nikolaos	Asst.	UNMATCHED		HIGH	Nikolaos Englezos	MEDIUM
UNIPI	Banking and Financial Management	Kyriazis Dimitrios	Assoc.	LOW	Kyriazis Dimitris	HIGH	Dimitrios Kyriazis; Dimitrios Kyriazis;	MEDIUM
UNIPI	Banking and Financial Management	Malliaropulos Dimitrios	Professor	LOW	Dimitris Malliaropulos	HIGH	Dimitrios Malliaropulos	LOW
UNIPI	Banking and Financial Management	Skiadopoulos George	Professor	HIGH	George skiadopoulos	HIGH	George Skiadopoulos; George Skiadopoulos	LOW
UNIPI	Banking and Financial Management	Stefanadis Christodoulos	Professor	HIGH	Christodoulos Stefanadis	UNMATCHED		MEDIUM
UNIPI	Banking and Financial Management	Voliotis Dimitris	Assoc.	UNMATCHED		HIGH	Dimitris Voliotis	LOW
UNIPI	Business Administration	Artikis Panagiotis	Professor	UNMATCHED		HIGH	Panagiotis G. Artikis; Panagiotis T. Art	MEDIUM

Univ.	Department	Member	Grade	GS conf.	GS profile	OA conf.	OA profiles	S2 conf.
UNIPI	Business Administration	Bersimis Sotirios	Professor	HIGH	Sotiris Bersimis	HIGH	Sotiris Bersimis	LOW
UNIPI	Business Administration	Bohoris Georgios	Professor	HIGH	George Bohoris	UNMATCHED		LOW
UNIPI	Business Administration	Bouranta Athanasia	Assoc.	UNMATCHED		UNMATCHED		LOW
UNIPI	Business Administration	Cambis Dimitrios	Assoc.	UNMATCHED		MEDIUM	DIMITRIS CAMBIS	UNMATCHED
UNIPI	Business Administration	Chountalas Panagiotis	Asst.	HIGH	Panos Chountalas	HIGH	Panos Chountalas	LOW
UNIPI	Business Administration	Georgakellos Dimitrios	Professor	HIGH	Dimitrios Georgakellos	HIGH	Dimitrios A. Géorgakèllos	LOW
UNIPI	Business Administration	Georgopoulos Nikolaos	Professor	UNMATCHED		HIGH	Νικόλαος Γεωργόπουλος; Nikolaos Georgopo	MEDIUM
UNIPI	Business Administration	Maravelakis Petros	Professor	HIGH	Petros E. Maravelakis	HIGH	Petros E. Maravelakis; Petros Maravelaki	LOW
UNIPI	Business Administration	Ntalianis Filotheos	Assoc.	UNMATCHED		HIGH	Filotheos Ntalianis	MEDIUM
UNIPI	Business Administration	Philippas Nikolaos	Professor	HIGH	Nikolaos Philippas	HIGH	Νικόλαος Φίλιππας	LOW
UNIPI	Business Administration	Sinanioti Aristea	Professor	UNMATCHED		MEDIUM	Aristea Sinanioti	HIGH
UNIPI	Business Administration	Tsangarakis Nikolaos	Professor	UNMATCHED		HIGH	Nikolaos Tsangarakis	LOW
UNIPI	Business Administration	Tsogas Markos	Assoc.	UNMATCHED		HIGH	Markos Tsogas; Markos Tsogas	LOW
UNIPI	Business Administration	Zisis Vasileios	Assoc.	UNMATCHED		HIGH	Vasileios Zisis	MEDIUM
UNIPI	Economics	Agkyropoulos Charalampos	Asst.	UNMATCHED		UNMATCHED		UNMATCHED
UNIPI	Economics	Argyrou Michail	Professor	UNMATCHED		UNMATCHED		LOW
UNIPI	Economics	Chletsos Michail	Professor	UNMATCHED		HIGH	Michael Chletsos	LOW
UNIPI	Economics	Chronopoulos Panagiotis	Asst.	HIGH	Panagiotis Chronopoulos	HIGH	Panagiotis Chronopoulos; Panagiotis Chro	LOW
UNIPI	Economics	Elevtheriou Konstantinos	Professor	UNMATCHED		UNMATCHED		UNMATCHED
UNIPI	Economics	Kanas Angelos	Professor	UNMATCHED		HIGH	Angelos Kanas	LOW
UNIPI	Economics	Karadimitropoulou Katerina	Assoc.	UNMATCHED		HIGH	Aikaterini Karadimitropoulou; Aikaterini	HIGH
UNIPI	Economics	Kokore Ioanna	Asst.	UNMATCHED		HIGH	Ioanna T. Kokores	UNMATCHED
UNIPI	Economics	Konstantakis Konstantinos	Asst.	HIGH	Konstantinos N. Konstantakis	HIGH	Konstantinos N. Konstantakis	LOW
UNIPI	Economics	Kottaridi Konstantina	Professor	UNMATCHED		HIGH	Konstantina Kottaridi	HIGH
UNIPI	Economics	Kyrkopoulou Eleni	Asst.	UNMATCHED		HIGH	Eleni Kyrkopoulou; Eleni Kyrkopoulou; El	MEDIUM
UNIPI	Economics	Michelakakis Nikolaos	Professor	UNMATCHED		MEDIUM	Nikolaos Michelakakis	LOW
UNIPI	Economics	Oikonomidou Klairi	Professor	UNMATCHED		UNMATCHED		UNMATCHED
UNIPI	Economics	Polemis Michail	Professor	LOW	MICHAEL POLEMIS	MEDIUM	Michail Polemis	MEDIUM
UNIPI	Economics	Pollalis Ioannis	Professor	UNMATCHED		HIGH	Yannis Pollalis; Yannis Pollalis	LOW
UNIPI	Economics	Psyllaki Maria	Professor	UNMATCHED		MEDIUM	Maria Psyllaki	LOW
UNIPI	Economics	Raikou Maria	Professor	UNMATCHED		HIGH	Maria Raikou	LOW
UNIPI	Economics	Sapouna Panagiota	Asst.	UNMATCHED		MEDIUM	Panagiota Sapouna	HIGH
UNIPI	Economics	Vozikis Athanasios	Professor	LOW	Athanassios Vozikis	HIGH	Athanassios Vozikis	LOW
UNIWA	Accounting and Finance	Alexopoulos Andreas	Assoc.	UNMATCHED		MEDIUM	Andreas Alexopoulos; Andreas Alexopoulos	MEDIUM
UNIWA	Accounting and Finance	Artikis Panagiotis	Assoc.	MEDIUM	Panagiotis Artikis	HIGH	Panagiotis T. Artikis; Panagiotis G. Art	MEDIUM
UNIWA	Accounting and Finance	Balla Vasiliki-Maria	Asst.	HIGH	Vassiliki Balla	MEDIUM	Vassiliki Balla	LOW
UNIWA	Accounting and Finance	Chalikias Miltiadis	Professor	HIGH	Miltiadis Chalikias	HIGH	Miltiadis Chalikias	LOW
UNIWA	Accounting and Finance	Dedouli Aikaterini	Asst.	LOW	Aikaterini Dedouli - Lazaraki	MEDIUM	Aikaterini Dedouli	HIGH
UNIWA	Accounting and Finance	Gonidakis Fragkiskos	Asst.	UNMATCHED		HIGH	Fragkiskos Gonidakis	HIGH
UNIWA	Accounting and Finance	Hyz Alina	Professor	UNMATCHED		HIGH	Alina Hyż	MEDIUM
UNIWA	Accounting and Finance	Impriksi Eleni	Lecturer	UNMATCHED		UNMATCHED		UNMATCHED
UNIWA	Accounting and Finance	Kossieri Evangelia	Lecturer	UNMATCHED		HIGH	Evangelia Kossieri	HIGH
UNIWA	Accounting and Finance	Koutsoyanni Evangelia	Lecturer	UNMATCHED		UNMATCHED		UNMATCHED
UNIWA	Accounting and Finance	Lekarakou Aikaterini	Lecturer	UNMATCHED		HIGH	Ekaterini Lekarakou	HIGH
UNIWA	Accounting and Finance	Tsiaklagkanou Dimitra-Georgia	Asst.	UNMATCHED		UNMATCHED		HIGH

Univ.	Department	Member	Grade	GS conf.	GS profile	OA conf.	OA profiles	S2 conf.
UPatras	Business Administration	Aggelopoulos Eleftherios	Assoc.	HIGH	Eleftherios Aggelopoulos	HIGH	Eleftherios Aggelopoulos; Eleftherios Ag	LOW
UPatras	Business Administration	Androulakis George	Professor	LOW	George S. Androulakis (Greek: Γεώργιος Σ	HIGH	George Androulakis; George Androulakis	MEDIUM
UPatras	Business Administration	Boutsinas Basilis	Professor	HIGH	Basilis Boutsinas	HIGH	Basilis Boutsinas	LOW
UPatras	Business Administration	Karayanni Despina	Professor	HIGH	Despina A. Karayanni	HIGH	Despina A. Karayanni; Despina Karayannis	LOW
UPatras	Business Administration	Koutoulas Dimitris	Asst.	LOW	D Koutoulas	HIGH	Dimitris Koutoulas	MEDIUM
UPatras	Business Administration	Lampropoulos Ioannis	Asst.	UNMATCHED		HIGH	Ioannis Lampropoulos; Ioannis C. Lamprop	LOW
UPatras	Business Administration	Nearchou Andreas	Professor	HIGH	Andreas C. Nearchou	HIGH	Andreas C. Nearchou; Andreas Nearchou; A	LOW
UPatras	Business Administration	Oikonomakis Georgios	Professor	UNMATCHED		MEDIUM	George Oikonomakis	MEDIUM
UPatras	Business Administration	Papageorgiou Theofanis	Assoc.	HIGH	Theofanis Papageorgiou	HIGH	Theofanis Papageorgiou; Theofanis Papage	LOW
UPatras	Business Administration	Pendaraki Konstantina	Professor	HIGH	Pendaraki Konstantina	HIGH	Konstantina Pendaraki	LOW
UPatras	Business Administration	Rapti Andriana	Asst.	HIGH	Andriana Rapti	HIGH	Andriana Rapti	LOW
UPatras	Business Administration	Tsagkanos Athanasios	Professor	UNMATCHED		HIGH	Αθανάσιος Τσαγκανός	MEDIUM
UPatras	Business Administration of Food and Agricultural Enterprises	Beligiannis Grigorios	Professor	HIGH	Grigorios N. Beligiannis	HIGH	Grigorios N. Beligiannis; Grigorios Beli	LOW
UPatras	Business Administration of Food and Agricultural Enterprises	Lantavos Athanasios	Professor	UNMATCHED		UNMATCHED		UNMATCHED
UPatras	Business Administration of Food and Agricultural Enterprises	Mavrommati Athanasia	Asst.	HIGH	Athanasia Mavrommati	HIGH	Athanasia Mavrommati	LOW
UPatras	Business Administration of Food and Agricultural Enterprises	Patakas Angelos	Professor	HIGH	Angelos Patakas	HIGH	Angelos Patakas	LOW
UPatras	Business Administration of Food and Agricultural Enterprises	Pentaraki Konstantina	Assoc.	UNMATCHED		MEDIUM	Konstantina M. Pentaraki	LOW
UPatras	Business Administration of Food and Agricultural Enterprises	Theodoridis Prokopios	Assoc.	UNMATCHED		HIGH	Prokopios Theodoridis	HIGH
UPatras	Business Administration of Food and Agricultural Enterprises	Triantafyllidis Vasileios	Asst.	UNMATCHED		HIGH	Vasileios Triantafyllidis; Vasileios Tri	LOW
UPatras	Business Administration of Food and Agricultural Enterprises	Tsampra Maria	Assoc.	UNMATCHED		HIGH	Μαρία Τσάμπρα	MEDIUM
UPatras	Economics	Chatzistamoulou Nikolaos	Asst.	LOW	Nikos Chatzistamoulou	MEDIUM	Nikolaos Chatzistamoulou	MEDIUM
UPatras	Economics	Giannakopoulos Nicholas	Professor	HIGH	Nicholas Giannakopoulos	HIGH	Nicholas Giannakopoulos; Nicholas Gianna	LOW
UPatras	Economics	Goulas Eleftherios	Asst.	HIGH	Eleftherios Goulas	HIGH	Eleftherios Goulas	UNMATCHED
UPatras	Economics	Laliotis Ioannis	Asst.	HIGH	Ioannis Laliotis	HIGH	Ioannis Laliotis	LOW
UPatras	Economics	Manioudis Emmanouil	Asst.	LOW	Manolis Manioudis	HIGH	Manolis Manioudis; Manolis Manioudis	MEDIUM
UPatras	Economics	Papaioannou Sotiris	Assoc.	LOW	Sotirios K. Papaioannou	HIGH	Sotiris Papaioannou; Sotiris Papaioannou	HIGH
UPatras	Economics	Polymenis Athanase	Assoc.	HIGH	Athanase Polymenis	HIGH	Athanase Polymenis	LOW
UPatras	Economics	Skuras Dimitrios	Professor	LOW	Dimitris Skuras	HIGH	Dimitris Skuras	HIGH
UPatras	Economics	Stavropoulos Spyridon	Asst.	HIGH	Spyridon Stavropoulos	HIGH	Spyridon Stavropoulos	LOW
UPatras	Economics	Tsampra Maria	Professor	LOW	M Tsampra	HIGH	Μαρία Τσάμπρα	MEDIUM
UPatras	Economics	Tsekouras Kostas	Professor	HIGH	Kostas Tsekouras	HIGH	Kostas Tsekouras; Kostas Tsekouras	LOW
UPatras	Economics	Tzelepis Dimitrios	Professor	UNMATCHED		UNMATCHED		MEDIUM
UPatras	Economics	Venetis Ioannis	Professor	HIGH	Ioannis A. Venetis	UNMATCHED	Ioannis E. Venetis	MEDIUM
UThessaly	Accounting and Finance	Koutoupis Andreas	Professor	LOW	Prof. Andreas G. Koutoupis	HIGH	Andreas Koutoupis; Andreas Koutoupis	MEDIUM
UThessaly	Accounting and Finance	Persakis Antonios	Assoc.	LOW	Dr. Persakis Antonios	HIGH	Antonios Persakis	MEDIUM
UThessaly	Accounting and Finance	Santouridis Ilias	Professor	HIGH	Ilias Santouridis	HIGH	Ilias Santouridis	LOW
UThessaly	Accounting and Finance	Tzeremes Panagiotis	Assoc.	UNMATCHED		HIGH	Panagiotis Tzeremes	MEDIUM
UThessaly	Business Administration	Blanas Nikolaos	Professor	UNMATCHED		HIGH	Nikolaos Blanas; Nikolaos Blanas	MEDIUM
UThessaly	Business Administration	Fitsilis Panagiotis	Professor	LOW	Panos Fitsilis; Πάνος Φιτσιλής	HIGH	Panos Fitsilis; Panagiotis Fitsilis	LOW
UThessaly	Business Administration	Kakkos Nikolaos	Assoc.	HIGH	Nikolaos Kakkos	HIGH	Nikolaos Kakkos	LOW
UThessaly	Business Administration	Koukoumialos Stylianos	Professor	HIGH	Stelios Koukoumialos	HIGH	Stylianos Koukoumialos	LOW
UThessaly	Business Administration	Koustelios Athanasios	Professor	HIGH	Athanasios Koustelios	HIGH	Αθανάσιος Κουστέλιος; Athanasios Koustel	LOW
UThessaly	Business Administration	Lazaridis Themistoklis	Professor	UNMATCHED		MEDIUM	Themistoklis Lazaridis	LOW
UThessaly	Business Administration	Leventi Theodosia	Asst.	UNMATCHED		HIGH	Theodosia Leventi	HIGH
UThessaly	Business Administration	Syrakoulis Kleanthis	Professor	LOW	KLEANTHIS SIRAKOULIS	UNMATCHED		LOW
UThessaly	Business Administration	Theodosiou Georgios	Professor	LOW	GEORGE THEODOSSIOU	HIGH	Georgios Theodosiou; Georgios Theodosiou	LOW
UThessaly	Business Administration	Velissariou Evstathios	Professor	UNMATCHED		UNMATCHED		LOW

Univ.	Department	Member	Grade	GS conf.	GS profile	OA conf.	OA profiles	S2 conf.
UThessaly	Economics	Anagnostou Angeliki	Asst.	HIGH	Angeliki Anagnostou	HIGH	Angeliki Anagnostou; Angeliki Anagnostou	LOW
UThessaly	Economics	Bellou Victoria	Professor	HIGH	Victoria Bellou	HIGH	Victoria Bellou	LOW
UThessaly	Economics	Halkos George	Professor	LOW	Prof. Dr. George E. HALKOS	HIGH	George Halkos; George Halkos	HIGH
UThessaly	Economics	Iatridis Georgios	Professor	HIGH	George Iatridis	HIGH	George Emmanuel Iatridis	LOW
UThessaly	Economics	Kevork Ilias	Professor	UNMATCHED		HIGH	Ilias Kevork	MEDIUM
UThessaly	Economics	Metaxas Theodoros	Professor	LOW	THEODORE METAXAS	HIGH	Θεόδωρος Μεταξάς	MEDIUM
UThessaly	Economics	Psarianos Iacovos	Asst.	UNMATCHED		HIGH	Iacovos Psarianos	LOW
UThessaly	Economics	Stamboulis Georgios	Professor	UNMATCHED		UNMATCHED		LOW
UThessaly	Economics	Tzeremes Nikolaos	Professor	UNMATCHED		HIGH	Nickolaos Tzeremes	HIGH
UThessaly	Economics	Zacheilas Loukas	Professor	UNMATCHED		UNMATCHED		UNMATCHED
UThessaly	Economics	Zervos Vasileios	Professor	UNMATCHED		HIGH	Vasilis Zervos; Vasilios Zervos	LOW
UThessaly	Economics	Zoumpoulakis Michail	Professor	UNMATCHED		UNMATCHED		LOW
UoC	Economics	Chatzimichael Konstantinos	Assoc.	MEDIUM	Konstantinos Chatzimichael	MEDIUM	Konstantinos Chatzimichael	MEDIUM
UoC	Economics	Daskalaki Charoula	Asst.	HIGH	Charoula Daskalaki	HIGH	Charoula Daskalaki	LOW
UoC	Economics	Emvalomatis Gregory	Assoc.	HIGH	Grigorios Emvalomatis	HIGH	Grigorios Emvalomatis	LOW
UoC	Economics	Goulas Sofoklis	Assoc.	UNMATCHED		HIGH	Sofoklis Goulas; Sofoklis Goulas; Sofokl	HIGH
UoC	Economics	Kalaitzidakis Pantelis	Professor	HIGH	Kalaitzidakis Pantelis	HIGH	Pantelis Kalaitzidakis	LOW
UoC	Economics	Kopsacheilis Orestis	Asst.	UNMATCHED		HIGH	Orestis Kopsacheilis	HIGH
UoC	Economics	Milonakis Dimitris	Professor	HIGH	DIMITRIS MILONAKIS	HIGH	Dimitris Milonakis	LOW
UoC	Economics	Panagopoulos Andreas	Professor	UNMATCHED		HIGH	Andreas Panagopoulos; Andreas Panagopoul	MEDIUM
UoC	Economics	Tsiotas Georgios	Assoc.	HIGH	Georgios K Tsiotas	HIGH	Georgios Tsiotas	LOW
UoI	Accounting and Finance	Anagnostakis Aristidis	Lecturer	LOW	Aris Anagnostakis	HIGH	Aristidis G. Anagnostakis	LOW
UoI	Accounting and Finance	Chytis Evaggelos	Professor	UNMATCHED		HIGH	Evangelos Chytis; Evangelos Chytis	MEDIUM
UoI	Accounting and Finance	Kyritsis Konstantinos	Assoc.	UNMATCHED		HIGH	Konstantinos Kyritsis; Constantine Konst	MEDIUM
UoI	Accounting and Finance	Tagkas Periklis	Professor	LOW	Περικλής Τάγκας / Periklis Tagkas	HIGH	Periklis Tagkas	MEDIUM
UoI	Economics	Angelopoulos Angelos	Asst.	MEDIUM	Angelos Angelopoulos	MEDIUM	Angelos Angelopoulos; Angelos Angelopoul	MEDIUM
UoI	Economics	Benos Nikolaos	Professor	UNMATCHED		HIGH	Nikolaos Benos	MEDIUM
UoI	Economics	Goletsis Giorgos	Assoc.	UNMATCHED		HIGH	Yorgos Goletsis; Goletsis Yorgos	UNMATCHED
UoI	Economics	Karanatsis Konstantinos	Assoc.	UNMATCHED		HIGH	Kostas Karanatsis; Constantin Karanatsis	MEDIUM
UoI	Economics	Landis Conrad Felix Michel	Asst.	HIGH	Conrad Felix Michel Landis	HIGH	Conrad Felix Michel Landis; Conrad Landi	LOW
UoI	Economics	Logothetis Vasileios	Asst.	LOW	Vassilis Logothetis	HIGH	Vasileios Logothetis	HIGH
UoI	Economics	Panagiotou Dimitrios	Assoc.	UNMATCHED		HIGH	Dimitrios Panagiotou; Dimitrios Panagiot	MEDIUM
UoI	Economics	Simos Theodoros	Professor	UNMATCHED		HIGH	Theodoros Simos	LOW
UoI	Economics	Sofronidis Nikolaos	Professor	HIGH	Nikolaos Sofronidis	MEDIUM	Nikolaos E. Sofronidis	LOW
UoI	Economics	Stavrakoudis Athanasios	Assoc.	UNMATCHED		HIGH	Athanassios Stavrakoudis	LOW
UoI	Economics	Symeonidis Spyridon	Professor	UNMATCHED		MEDIUM	Spyridon Symeonidis	HIGH
UoI	Economics	Tsakiris Nikolaos	Professor	UNMATCHED		UNMATCHED		LOW
UoM	Accounting and Finance	Alexandridis Antonis	Asst.	LOW	Antonios K. Alexandridis; Antonis A. Ale	HIGH	Antonis Alexandridis; Antonis A. Alexand	LOW
UoM	Accounting and Finance	Mavridis Stylianos	Asst.	UNMATCHED		MEDIUM	Stylianos Mavridis	LOW
UoM	Accounting and Finance	Messis Petros	Asst.	HIGH	Petros Messis	HIGH	Petros Messis	LOW
UoM	Accounting and Finance	Michalopoulos Georgios	Assoc.	UNMATCHED		MEDIUM	Georgios Michalopoulos	MEDIUM
UoM	Accounting and Finance	Negkakis Christos	Professor	LOW	Christos Negakis	HIGH	Christos Negkakis	HIGH
UoM	Accounting and Finance	Patsika Victoria	Asst.	UNMATCHED		HIGH	Victoria Patsika	LOW
UoM	Accounting and Finance	Protogeros Nikolaos	Professor	LOW	Nicolaos Protogeros	HIGH	Nikolaos Protogeros	HIGH
UoM	Accounting and Finance	Samara Aggeliki	Asst.	HIGH	Angeliki Samara	HIGH	Angeliki Samara; Angeliki Samara; Angeli	UNMATCHED
UoM	Accounting and Finance	Sikalidis Alexandros	Asst.	HIGH	Alexandros Sikalidis	HIGH	Alexandros Sikalidis	LOW
UoM	Accounting and Finance	Tachinakis Panagiotis	Professor	UNMATCHED		HIGH	Panagiotis Tachinakis	HIGH

Univ.	Department	Member	Grade	GS conf.	GS profile	OA conf.	OA profiles	S2 conf.
UoM	Accounting and Finance	Zapranis Achileas	Professor	UNMATCHED		UNMATCHED		HIGH
UoM	Business Administration	Agorastos Konstantinos	Assoc.	UNMATCHED		HIGH	Κωνσταντίνος Αγοραστός	LOW
UoM	Business Administration	Aletras Vasilios	Professor	UNMATCHED		HIGH	Vasilios Aletras; Vasilios Aletras	LOW
UoM	Business Administration	Andronikidis Andreas	Professor	HIGH	Andreas Andronikidis	HIGH	Andreas Andronikidis	LOW
UoM	Business Administration	Eleftheriadis Iordanis	Professor	HIGH	Iordanis Eleftheriadis	HIGH	Iordanis Eleftheriadis; Iordanis Eleftheriadis	LOW
UoM	Business Administration	Grougiou Vasiliki	Asst.	UNMATCHED		MEDIUM	Vasiliki Grougiou	HIGH
UoM	Business Administration	Hatzithomas Leonidas	Assoc.	HIGH	Leonidas Hatzithomas	HIGH	Leonidas Hatzithomas	LOW
UoM	Business Administration	Kafetzopoulos Dimitrios	Assoc.	HIGH	Dimitrios Kafetzopoulos	HIGH	Dimitrios Kafetzopoulos; Dimitrios Kafet	LOW
UoM	Business Administration	Kalampokis Evangelos	Asst.	HIGH	Evangelos Kalampokis	HIGH	Evangelos Kalampokis; Evangelos Kalampok	LOW
UoM	Business Administration	Karagianni Roxani	Asst.	LOW	Roxani Karagiannis	HIGH	Roxani Karagiannis; Roxani Karagianni	HIGH
UoM	Business Administration	Papathanasiou Iason	Professor	HIGH	Jason Papathanasiou	HIGH	Iason Papathanasiou	UNMATCHED
UoM	Business Administration	Spanos George	Asst.	UNMATCHED		MEDIUM	George Spanos; George Spanos	LOW
UoM	Business Administration	Tsironis Loukas	Professor	HIGH	Loukas K. Tsironis	HIGH	Loukas K. Tsironis; Loukas D. Tsironis;	LOW
UoM	Business Administration	Vassiliadis Christos	Professor	LOW	Chris A. Vassiliadis (Χρήστος Βασιλειάδη	HIGH	Chris A. Vassiliadis; Christos Vassiliad	HIGH
UoM	Business Administration	Vouzas Fotis	Professor	LOW	Fotios Vouzas, Phd, MBA, MSc	HIGH	Fotis Vouzas; Fotis Vouzas	LOW
UoM	Economics	Christopoulou Revekka	Asst.	UNMATCHED		UNMATCHED		UNMATCHED
UoM	Economics	Filippiadis Elefterios	Asst.	UNMATCHED		UNMATCHED		UNMATCHED
UoM	Economics	Fountas Stylianos	Professor	UNMATCHED		UNMATCHED		LOW
UoM	Economics	Karagiannis Giannis	Professor	HIGH	Giannis Karagiannis	HIGH	Giannis Karagiannis	LOW
UoM	Economics	Kartsaklas Aris	Asst.	UNMATCHED		HIGH	Aris Kartsaklas	HIGH
UoM	Economics	Kyrtsou Katerina	Professor	UNMATCHED		HIGH	Catherine Kyrtsou	MEDIUM
UoM	Economics	Mourmouras Ioannis	Professor	UNMATCHED		MEDIUM	John Iannis Mourmouras	MEDIUM
UoM	Economics	Sakkas Stylianos	Asst.	UNMATCHED		MEDIUM	Stelios Sakkas	HIGH
UoM	Economics	Samartzis Panagiotis	Asst.	HIGH	Panagiotis Samartzis	HIGH	Panagiotis Samartzis	LOW
UoM	Economics	Sartzetakis Eftihios	Professor	UNMATCHED		UNMATCHED		UNMATCHED
UoP	Accounting and Finance	Bampalos Vasileios	Assoc.	UNMATCHED		UNMATCHED		UNMATCHED
UoP	Accounting and Finance	Giakoumatos Stefanos	Professor	UNMATCHED		HIGH	Stefanos Giakoumatos	LOW
UoP	Accounting and Finance	Kariofyllas Spiridon	Asst.	UNMATCHED		UNMATCHED		UNMATCHED
UoP	Accounting and Finance	Mavridoglou Georgios	Asst.	HIGH	George Mavridoglou	HIGH	George Mavridoglou; Georgios Mavridoglou	LOW
UoP	Accounting and Finance	Nikolaidis Vasileios	Assoc.	LOW	Vasilis Nikolaidis	HIGH	Vasilis Nikolaidis; Vasileios Nikolaidis	MEDIUM
UoP	Accounting and Finance	Nikolopoulos Sotirios	Asst.	UNMATCHED		HIGH	Sotirios Nikolopoulos	LOW
UoP	Accounting and Finance	Spiliopoulos Odyssefs	Assoc.	UNMATCHED		HIGH	Odysseas Spiliopoulos	LOW
UoP	Accounting and Finance	Stavrogiannis Stavros	Professor	UNMATCHED		UNMATCHED		UNMATCHED
UoP	Business and Organization Administration	Bitsani Evgenia	Professor	LOW	Eugenia Bitsani	HIGH	Evgenia Bitsani	HIGH
UoP	Business and Organization Administration	Christopoulou Stella	Lecturer	HIGH	Stella Christopoulou	HIGH	Stella C. Christopoulou	UNMATCHED
UoP	Business and Organization Administration	Chrysomallidis Haralampos	Asst.	UNMATCHED		HIGH	Haralampos Chrysomallidis	UNMATCHED
UoP	Business and Organization Administration	Kastanioti Aikaterini	Professor	UNMATCHED		MEDIUM	Aikaterini Kastanioti	MEDIUM
UoP	Business and Organization Administration	Kotsilieris Theodoros	Professor	UNMATCHED		HIGH	Theodore Kotsilieris; Theodore Kotsilier	LOW
UoP	Business and Organization Administration	Livieris Ioannis	Assoc.	HIGH	Ioannis E. Livieris	HIGH	Ioannis E. Livieris; Ioannis Livieris	LOW
UoP	Business and Organization Administration	Mavreas Konstantinos	Professor	UNMATCHED		MEDIUM	Konstantinos F. Mavreas	MEDIUM
UoP	Business and Organization Administration	Paraskevopoulos Leonidas	Asst.	UNMATCHED		MEDIUM	Leonidas Paraskevopoulos	LOW
UoP	Business and Organization Administration	Peppas Georgios	Asst.	UNMATCHED		MEDIUM	Georgios D. Peppas; Georgios Peppas; Geo	MEDIUM
UoP	Business and Organization Administration	Sotiropoulos Dimitrios	Professor	UNMATCHED		MEDIUM	Dimitrios Sotiropoulos; Dimitrios Sotiro	MEDIUM
UoP	Business and Organization Administration	Tsountas Konstantinos	Professor	UNMATCHED		MEDIUM	Constantin Tsountas	HIGH
UoP	Business and Organization Administration	Voutynioti Anastasia	Asst.	UNMATCHED		UNMATCHED		UNMATCHED

Univ.	Department	Member	Grade	GS conf.	GS profile	OA conf.	OA profiles	S2 conf.
UoP	Economics	Alexopoulos Thomas	Assoc.	LOW	Thomas Alexopoulos, Ph.D M.Eng. M.Sc	HIGH	Thomas A. Alexopoulos; Thomas Alexopoulo	HIGH
UoP	Economics	Daskalopoulou Eirini	Professor	HIGH	Irene Daskalopoulou	MEDIUM	Eirini Daskalopoulou	LOW
UoP	Economics	Fotopoulos Georgios	Professor	HIGH	Georgios Fotopoulos	HIGH	Georgios Fotopoulos	LOW
UoP	Economics	Lazakidou Athina	Professor	HIGH	Athina Lazakidou	HIGH	Athina Lazakidou; Athina Lazakidou	LOW
UoP	Economics	Papagiannakis Georgios	Assoc.	UNMATCHED		MEDIUM	Georgios Papagiannakis	MEDIUM
UoP	Management Science and Technology	Anastasiou Athanasios	Professor	UNMATCHED		HIGH	Athanasios Anastasiou; Athanasios Anasta	MEDIUM
UoP	Management Science and Technology	Chatzigianni Efthalia	Professor	UNMATCHED		HIGH	Efthalia Chatzigianni; Efthalia Chatzigi	LOW
UoP	Management Science and Technology	Evangelopoulos Panagiotis	Assoc.	UNMATCHED		HIGH	Panagiotis Evangelopoulos	LOW
UoP	Management Science and Technology	Kakouris Alexandros	Assoc.	HIGH	Alexandros Kakouris	HIGH	Alexandros Kakouris	LOW
UoP	Management Science and Technology	Koutsobinas Theodoros	Assoc.	UNMATCHED		HIGH	Theodore Koutsobinas; Theodore Koutsobin	MEDIUM
UoP	Management Science and Technology	Kriemadis Athanasios	Professor	UNMATCHED		HIGH	Athanasios Kriemadis	MEDIUM
UoP	Management Science and Technology	Liargovas Panagiotis	Professor	LOW	Liargovas	HIGH	Panagiotis Liargovas; Panagiotis Liargov	MEDIUM
UoP	Management Science and Technology	Spiliotopoulos Dimitrios	Assoc.	LOW	Dimitris Spiliotopoulos	HIGH	Dimitris Spiliotopoulos	MEDIUM
UoWM	Accounting and Finance	Blanta Aikaterini	Lecturer	UNMATCHED		HIGH	Aikaterini Blanta	LOW
UoWM	Accounting and Finance	Farmaki Polytimi	Asst.	HIGH	Polytimi Farmaki	HIGH	Polytimi Farmaki	LOW
UoWM	Accounting and Finance	Karafolas Simeon	Professor	HIGH	Simeon Karafolas	HIGH	Siméon Karafolas	LOW
UoWM	Accounting and Finance	Katarachia Androniki	Professor	HIGH	Katarachia Androniki	HIGH	Androniki Katarachia; Androniki Katarach	LOW
UoWM	Accounting and Finance	Kyriazopoulos Georgios	Professor	UNMATCHED		HIGH	Kyriazopoulos Georgios; George Kyriazopo	MEDIUM
UoWM	Accounting and Finance	Pitoska Ilektra	Professor	UNMATCHED		HIGH	Ηλέκτρα Πιτόσκα	UNMATCHED
UoWM	Accounting and Finance	Samara Elpida	Asst.	HIGH	Elpida Samara	HIGH	Elpida Samara; Elpida Samara; Elpida Sam	UNMATCHED
UoWM	Accounting and Finance	Tsioras Costas	Lecturer	UNMATCHED		HIGH	Konstantinos Tsioras	MEDIUM
UoWM	Business Administration	Adamopoulos Antonios	Assoc.	HIGH	Antonios Adamopoulos	HIGH	Antonios Adamopoulos	LOW
UoWM	Business Administration	Despoudi Stella	Assoc.	HIGH	Stella Despoudi	HIGH	Stella Despoudi; Stella Despoudi; Stella	LOW
UoWM	Business Administration	Konteos Giorgos	Professor	HIGH	George Konteos	HIGH	George Konteos	LOW
UoWM	Business Administration	Kontsas Stamatis	Assoc.	HIGH	Stamatis Kontsas	HIGH	Stamatis Kontsas	LOW
UoWM	Business Administration	Syndoukas Dimitrios	Assoc.	LOW	Dimitris Syndoukas	HIGH	Dimitrios Syndoukas	HIGH
UoWM	Economics	Dritsaki Melina	Assoc.	HIGH	Melina Dritsaki	HIGH	Melina Dritsaki; Melina Dritsaki; Melina	UNMATCHED
UoWM	Economics	Laspita Stavroula	Assoc.	HIGH	Stavroula Laspita	HIGH	Stavroula Laspita	LOW
UoWM	Economics	Monovasilis Thodoros	Professor	UNMATCHED		LOW	Th. Monovasilis	LOW
UoWM	Economics	Tsinaslanidis Prodromos	Assoc.	HIGH	Prodromos Tsinaslanidis	HIGH	Prodromos E. Tsinaslanidis; Prodromos Ts	LOW
UoWM	Economics	Tsitouras Antonios	Assoc.	HIGH	Antonis Tsitouras	MEDIUM	Antonios Tsitouras	LOW
UoWM	Economics	Tsounis Nickolas	Professor	UNMATCHED		UNMATCHED		LOW
UoWM	Economics	Vlachvei Aspasia	Professor	HIGH	Aspasia Vlachvei	HIGH	Aspasia Vlachvei	LOW
UoWM	International and European Economic Studies	Kartalis Nikolaos	n/s	UNMATCHED		HIGH	Nikolaos Kartalis; Nikolaos Kartalis	LOW
UoWM	International and European Economic Studies	Panou Georgios	Professor	UNMATCHED		HIGH	Γεώργιος Πάνου	LOW
UoWM	International and European Economic Studies	Siskos Euaggelos	Professor	UNMATCHED		UNMATCHED		LOW
UoWM	International and European Economic Studies	Skalidi Haris	Asst.	UNMATCHED		UNMATCHED		UNMATCHED
UoWM	International and European Economic Studies	Velentzas Ioannis	n/s	HIGH	VELENTZAS JOHN	HIGH	Ioannis Velentzas	LOW
UoWM	Management Science and Technology	Saprikis Evaggelos	Assoc.	LOW	Vaggelis Saprikis	HIGH	Evaggelos Saprikis	LOW
UoWM	Management Science and Technology	Spinthiropoulos Konstantinos	Assoc.	UNMATCHED		HIGH	Konstantinos Spinthiropoulos; Konstantin	MEDIUM
UoWM	Management Science and Technology	Tsiora Ekaterini	Lecturer	UNMATCHED		UNMATCHED		LOW

Appendix C. OpenAlex: complete results of designs A and B, publications 2012-2025

This appendix reports OpenAlex in full, with the same definitions, windows and ranking rules as the Google Scholar results of Section 5, so that every department and area can be read under this source. Per-member values are in Section 5E and in the OpenAlex workbook.

Table C1a. Economics: OpenAlex indicators of academics, publications 2012-2025 (design A). Cells give mean (SD) [median]. Departments ordered by mean h.

Department (Univ.)	N	ORCID (%)	Publications mean (SD) [median]	Citations mean (SD) [median]	h mean (SD) [median]	i10 mean (SD) [median]	Mean m
Economics (UThessaly)	20	69.6	51.5 (75.9) [30.5]	933 (1805) [226]	11.3 (10.8) [8.5]	18.0 (31.1) [6.5]	0.446
Economics and Sustainable Development (HUA)*	7	57.1	29.1 (22.6) [29]	565 (437) [723]	10.9 (8.0) [13]	14.1 (11.2) [15]	0.513
Economic and Regional Development (Panteion)*	21	90.9	45.2 (41.4) [27]	799 (1551) [482]	10.5 (8.2) [10]	13.3 (14.7) [11]	0.471
Economics (UPatras)	16	61.1	34.2 (18.8) [31]	416 (346) [251.5]	9.6 (5.0) [9]	10.8 (8.2) [9]	0.464
Economics (AUTH)	26	65.5	35.5 (35.6) [25.5]	598 (751) [350.5]	9.4 (6.3) [9.5]	11.6 (12.1) [9.5]	0.358
Economics (NKUA)	17	30.4	40.3 (39.3) [36]	489 (664) [148]	9.1 (7.6) [7]	12.5 (19.1) [5]	0.445
Economics (UoM)	17	57.1	43.8 (53.1) [22]	640 (1236) [168]	8.8 (8.2) [6]	12.1 (21.8) [3]	0.416
Economics (UoC)	21	85.7	36.6 (40.6) [20]	399 (435) [180]	8.6 (5.0) [6]	9.1 (9.0) [4]	0.404
Economics (UNIPI)	20	45.8	31.1 (29.2) [21]	334 (407) [187.5]	7.9 (5.2) [8]	9.0 (9.0) [8]	0.369
Agricultural Economics and Rural Development (AUA)	22	73.9	34.4 (30.2) [25.5]	378 (582) [178]	7.6 (5.3) [7]	7.9 (8.6) [5]	0.372
Economics (AUEB)	18	65.0	31.3 (19.4) [28.5]	229 (199) [190.5]	7.5 (2.8) [7.5]	6.8 (4.5) [6.5]	0.369
International and European Economic Studies (AUEB)	20	54.2	44.6 (65.0) [27]	477 (931) [189]	7.5 (6.7) [6]	9.1 (14.9) [5.5]	0.271
Economics (UoWM)	9	70.0	34.6 (45.8) [26]	459 (642) [255]	7.4 (7.1) [7]	10.2 (16.1) [7]	0.386
International and European Economic Studies (UoWM)	5	71.4	32.6 (34.7) [31]	553 (1112) [93]	7.2 (8.6) [4]	9.0 (15.4) [2]	0.455
Economics (UoI)	16	70.6	26.6 (22.6) [21.5]	415 (734) [161]	6.9 (5.2) [7]	7.2 (8.0) [5]	0.375
Economics (DUTH)	14	42.1	32.3 (34.3) [14.5]	267 (379) [83]	6.3 (5.8) [4]	7.4 (11.0) [2.5]	0.406
Economics (UoP)	11	90.9	18.4 (18.2) [15]	211 (277) [117]	5.0 (4.2) [6]	4.2 (4.4) [4]	0.249
Total (all departments in area)	280	63.6	36.6 (41.1) [25]	491 (886) [211]	8.5 (6.6) [7]	10.3 (14.6) [6]	0.393

Table C1b. Accounting, finance and banking: OpenAlex indicators of academics, publications 2012-2025 (design A). Cells give mean (SD) [median]. Departments ordered by mean h.

Department (Univ.)	N	ORCID (%)	Publications mean (SD) [median]	Citations mean (SD) [median]	h mean (SD) [median]	i10 mean (SD) [median]	Mean m
Accounting and Finance (UThessaly)	11	81.8	41.5 (32.9) [30]	712 (855) [307]	10.9 (7.7) [8]	14.4 (15.1) [8]	0.513
Accounting and Finance (HMU)	9	66.7	51.7 (53.8) [17]	1274 (2402) [228]	10.2 (11.3) [5]	14.2 (20.4) [5]	0.579
Accounting and Finance (AUEB)	24	92.0	29.8 (21.3) [21]	336 (375) [166.5]	7.5 (4.7) [6]	7.2 (7.3) [4.5]	0.381
Accounting and Finance (UoP)	9	33.3	33.2 (31.6) [23]	324 (565) [65]	7.2 (6.7) [4]	7.1 (10.6) [2]	0.353
Accounting and Finance (UoWM)	12	75.0	28.6 (28.5) [25]	382 (504) [238]	7.2 (5.7) [5]	8.8 (11.3) [4.5]	0.372
Accounting and Finance (IHU)	14	64.3	34.0 (32.6) [29]	381 (570) [120]	6.5 (6.2) [6]	6.9 (9.1) [3]	0.353
Banking and Financial Management (UNIPI)	14	73.3	25.1 (15.0) [20]	249 (352) [84.5]	6.4 (4.1) [5]	5.4 (5.8) [2.5]	0.279
Accounting and Finance (UoM)	17	66.7	22.2 (30.9) [16]	272 (408) [113]	6.2 (4.5) [6]	5.6 (6.6) [4]	0.340
Accounting and Finance (UNIWA)	15	38.9	27.1 (28.8) [17]	280 (561) [36]	5.3 (5.4) [3]	4.6 (8.2) [1]	0.291
Accounting and Finance (UoI)	12	58.3	26.2 (36.3) [12.5]	138 (214) [55.5]	5.1 (3.6) [4]	3.9 (6.8) [2]	0.247
Accounting and Information Systems (IHU)	11	81.8	16.8 (15.7) [14]	163 (218) [88]	5.0 (3.8) [4]	4.5 (5.5) [3]	0.301
Total (all departments in area)	148	67.5	29.7 (29.9) [18.5]	378 (766) [114.5]	6.9 (5.8) [5]	7.2 (9.9) [3]	0.357

Table C1c. Business administration, management and marketing: OpenAlex indicators of academics, publications 2012-2025 (design A). Cells give mean (SD) [median]. Departments ordered by mean h.

Department (Univ.)	N	ORCID (%)	Publications mean (SD) [median]	Citations mean (SD) [median]	h mean (SD) [median]	i10 mean (SD) [median]	Mean m
Business Administration (UoWM)	8	75.0	44.8 (36.0) [34]	920 (939) [539]	12.1 (7.9) [10.5]	16.4 (16.0) [11]	0.879
Management Science and Technology (HMU)	11	75.0	67.2 (88.7) [37]	812 (1332) [383]	11.4 (9.7) [9]	21.0 (38.6) [8]	0.572
Business Administration (UoM)	26	53.8	40.9 (38.5) [35]	699 (689) [491]	11.1 (8.4) [10.5]	14.8 (14.6) [11]	0.477
Management Science and Technology (UoP)	10	60.0	52.2 (36.1) [44]	472 (359) [391]	11.0 (4.9) [10.5]	12.9 (9.9) [11.5]	0.596
Marketing and Communication (AUEB)	15	63.2	27.2 (18.5) [23]	708 (702) [493]	10.1 (5.8) [10]	10.9 (7.9) [10]	0.468
Business and Tourism Management (HMU)	16	70.6	45.8 (44.2) [35.5]	631 (799) [231]	9.9 (7.8) [7]	12.8 (15.4) [6]	0.538
Business Administration (UThessaly)	13	40.0	47.6 (60.3) [17]	730 (1127) [111]	9.6 (9.7) [5]	16.4 (23.4) [3]	0.451
Business Administration (UPatras)	19	94.7	39.5 (31.9) [36]	555 (805) [274]	9.2 (7.1) [8]	11.6 (16.6) [7]	0.364
Business Administration of Food and Agricultural Enterprises (UPatras)	9	50.0	24.2 (25.2) [18]	581 (936) [80]	8.8 (10.0) [5]	12.3 (17.4) [4]	0.424
Management Science and Technology (AUEB)	20	60.0	34.6 (58.7) [18]	559 (755) [423]	8.7 (7.4) [7]	10.9 (15.3) [7]	0.339

Department (Univ.)	N	ORCID (%)	Publications mean (SD) [median]	Citations mean (SD) [median]	h mean (SD) [median]	i10 mean (SD) [median]	Mean m
Business Administration (AUEB)	24	44.8	32.8 (47.9) [14.5]	688 (1078) [209]	8.5 (7.7) [6]	10.3 (13.0) [5]	0.425
Management Science and Technology (IHU)	14	64.3	40.1 (44.7) [27.5]	387 (354) [249]	8.2 (4.0) [7.5]	8.9 (7.6) [6.5]	0.354
Business Administration (NKUA)	12	50.0	37.8 (44.4) [16.5]	545 (770) [131]	7.8 (7.2) [5.5]	9.8 (12.7) [3]	0.486
Business Administration (UNIPI)	19	47.6	28.9 (20.5) [25]	250 (225) [153]	7.1 (4.6) [7]	7.4 (7.0) [5]	0.315
Business Administration (UAegean)	16	58.8	22.0 (21.7) [16.5]	293 (537) [110]	6.4 (6.0) [5]	5.8 (8.3) [2.5]	0.328
Business and Organization Administration (UoP)	14	33.3	21.0 (29.6) [11]	439 (866) [175]	6.3 (7.9) [4]	9.3 (17.8) [3]	0.331
Business Administration (IHU)	12	66.7	24.2 (19.6) [18]	192 (288) [77.5]	6.1 (3.8) [5]	4.6 (6.1) [2]	0.300
Organisation Management, Marketing and Tourism (IHU)	20	65.2	25.2 (29.4) [21]	351 (721) [100]	6.0 (5.6) [5.5]	6.7 (10.8) [3.5]	0.299
Management Science and Technology (UoWM)	4	20.0	18.5 (29.8) [5]	147 (199) [84.5]	3.0 (4.2) [1.5]	2.2 (3.3) [1]	0.168
Total (all departments in area)	282	58.1	35.4 (41.6) [22.5]	533 (776) [218.5]	8.6 (7.1) [7]	10.8 (15.2) [6]	0.417

Table C1d. Economics: OpenAlex lifetime indicators of academics. Cells give mean (SD) [median]; ordered by mean lifetime h.

Department (Univ.)	N	Publications mean (SD) [median]	Citations mean (SD) [median]	h mean (SD) [median]	i10 mean (SD) [median]
Economics (UThessaly)	20	78.5 (111.7) [42]	1450 (2441) [409.5]	14.6 (12.9) [9]	27.6 (42.7) [7.5]
Economics and Sustainable Development (HUA)	7	44.3 (37.2) [45]	1125 (1257) [838]	13.6 (11.1) [13]	22.7 (26.5) [15]
Economics (AUTH)	26	55.2 (45.8) [51.5]	1180 (1107) [764.5]	13.4 (7.9) [12.5]	19.3 (16.8) [15.5]
Economics (UPatras)	16	53.8 (36.0) [46]	855 (867) [643]	13.2 (8.3) [11]	18.1 (15.5) [12]
International and European Economic Studies (AUEB)	20	82.5 (105.7) [54.5]	1135 (1821) [755.5]	13.2 (9.9) [13]	21.6 (27.8) [14.5]
Economic and Regional Development (Panteion)	21	58.1 (52.4) [34]	1092 (1832) [536]	12.6 (8.4) [11]	17.3 (16.9) [11]
Economics (UoM)	17	74.1 (96.9) [30]	1106 (1992) [214]	12.6 (11.6) [7]	22.2 (37.9) [5]
Economics (NKUA)	17	58.0 (54.0) [39]	831 (1141) [218]	12.0 (10.6) [8]	19.9 (27.7) [6]
Economics (UoC)	21	55.4 (52.6) [36]	777 (810) [357]	11.9 (6.8) [12]	14.9 (13.1) [13]
Economics (UoI)	16	60.5 (90.0) [27.5]	893 (1474) [223.5]	10.8 (10.4) [8.5]	17.1 (26.7) [7.5]
Economics (AUEB)	18	50.3 (35.0) [43]	609 (775) [298]	10.7 (5.5) [8.5]	13.2 (12.4) [7.5]
Economics (UNIPI)	20	44.4 (35.4) [36]	590 (686) [488]	10.4 (6.7) [11]	14.0 (12.8) [13]
Agricultural Economics and Rural Development (AUA)	22	53.5 (42.9) [40.5]	593 (644) [386.5]	10.3 (5.7) [9]	12.7 (11.7) [9]
Economics (UoWM)	9	42.7 (51.1) [28]	633 (829) [288]	9.4 (8.8) [7]	13.4 (17.8) [7]
Economics (UoP)	11	32.3 (34.0) [23]	409 (480) [307]	8.2 (7.1) [7]	9.0 (10.2) [6]
International and European Economic Studies (UoWM)	5	36.0 (37.4) [35]	595 (1202) [96]	7.2 (8.6) [4]	9.6 (16.7) [2]
Economics (DUTH)	14	40.3 (41.7) [29.5]	308 (440) [106.5]	7.0 (6.2) [6.5]	8.7 (13.0) [4]
Total (all departments in area) ()	280	56.7 (64.2) [38.5]	870 (1331) [432.5]	11.6 (8.7) [10]	17.1 (22.5) [10]

Table C1e. Accounting, finance and banking: OpenAlex lifetime indicators of academics. Cells give mean (SD) [median]; ordered by mean lifetime h.

Department (Univ.)	N	Publications mean (SD) [median]	Citations mean (SD) [median]	h mean (SD) [median]	i10 mean (SD) [median]
Accounting and Finance (UThessaly)	11	56.8 (57.5) [32]	1444 (2486) [309]	13.7 (12.0) [8]	21.4 (28.2) [8]
Accounting and Finance (HMU)	9	62.7 (69.0) [23]	1476 (2587) [293]	11.6 (12.0) [7]	17.7 (26.7) [5]
Accounting and Finance (AUEB)	24	47.2 (34.9) [35.5]	739 (845) [365]	11.5 (7.2) [9]	14.3 (14.0) [8.5]
Banking and Financial Management (UNIPI)	14	42.5 (23.4) [40]	589 (814) [359]	9.9 (6.8) [8.5]	11.6 (11.7) [8.5]
Accounting and Finance (UoWM)	12	43.6 (49.6) [27.5]	592 (928) [268.5]	9.2 (9.1) [6]	13.8 (21.3) [5.5]
Accounting and Finance (UoP)	9	39.8 (35.9) [25]	484 (847) [118]	8.7 (7.8) [7]	9.4 (13.9) [4]
Accounting and Finance (IHU)	14	40.4 (38.0) [33.5]	490 (730) [205.5]	7.3 (6.5) [7]	8.5 (10.3) [5]
Accounting and Finance (UoM)	17	29.7 (46.5) [18]	351 (576) [144]	7.2 (5.3) [7]	7.1 (9.6) [5]
Accounting and Information Systems (IHU)	11	24.3 (23.6) [15]	361 (422) [137]	6.5 (5.2) [5]	6.4 (7.6) [4]
Accounting and Finance (UNIWA)	15	35.9 (37.3) [18]	330 (634) [57]	6.1 (5.9) [4]	5.9 (9.9) [2]
Accounting and Finance (UoI)	12	31.6 (44.2) [14.5]	200 (299) [89]	5.8 (4.3) [4]	4.7 (8.1) [2]
Total (all departments in area) ()	148	40.9 (41.9) [25]	613 (1156) [218]	8.9 (7.7) [7]	10.8 (15.5) [5]

Table C1f. Business administration, management and marketing: OpenAlex lifetime indicators of academics. Cells give mean (SD) [median]; ordered by mean lifetime h.

Department (Univ.)	N	Publications mean (SD) [median]	Citations mean (SD) [median]	h mean (SD) [median]	i10 mean (SD) [median]
Marketing and Communication (AUEB)	15	43.4 (24.1) [39]	1668 (1468) [851]	16.4 (7.8) [15]	20.7 (12.0) [19]

Department (Univ.)	N	Publications mean (SD) [median]	Citations mean (SD) [median]	h mean (SD) [median]	i10 mean (SD) [median]
Management Science and Technology (AUEB)	20	68.7 (106.2) [37.5]	1633 (2207) [972.5]	16.0 (13.2) [16]	25.9 (34.2) [19.5]
Business Administration (UoM)	26	58.8 (62.0) [50]	1159 (1292) [823]	14.1 (10.5) [16]	22.3 (25.5) [19]
Business Administration (UPatras)	19	64.0 (52.8) [50]	1061 (1324) [523]	13.7 (10.4) [12]	20.8 (24.2) [13]
Management Science and Technology (HMU)	11	83.1 (92.9) [53]	1091 (1392) [694]	13.6 (10.0) [13]	26.6 (40.2) [14]
Business Administration (UoWM)	8	53.6 (38.1) [45]	1031 (996) [613.5]	13.2 (7.4) [11]	18.8 (16.2) [13]
Management Science and Technology (IHU)	14	58.6 (51.5) [45]	1085 (813) [836.5]	12.6 (4.4) [11.5]	15.9 (8.7) [13]
Management Science and Technology (UoP)	10	68.3 (52.9) [51]	583 (534) [419]	11.5 (5.6) [10.5]	15.6 (14.6) [12]
Business Administration of Food and Agricultural Enterprises (UPatras)	9	37.7 (39.3) [28]	1011 (1515) [140]	11.4 (13.3) [6]	17.9 (23.5) [6]
Business Administration (UThessaly)	13	59.9 (73.0) [20]	1026 (1392) [143]	11.2 (11.1) [5]	20.9 (27.3) [4]
Business Administration (AUEB)	24	45.7 (60.6) [25.5]	1149 (1642) [378]	11.0 (9.3) [7.5]	15.1 (17.9) [7]
Business and Tourism Management (HMU)	16	53.6 (48.2) [46]	791 (1103) [387]	10.6 (8.6) [8.5]	14.0 (16.7) [7.5]
Business Administration (UNIPI)	19	41.5 (25.1) [42]	549 (461) [592]	9.5 (5.9) [9]	11.4 (10.0) [9]
Business Administration (NKUA)	12	54.2 (70.8) [23.5]	743 (1096) [132]	9.2 (9.3) [5.5]	13.4 (18.1) [3]
Organisation Management, Marketing and Tourism (IHU)	20	40.7 (55.9) [24]	567 (1173) [181.5]	8.1 (7.7) [7]	11.3 (18.7) [5.5]
Business Administration (UAegean)	16	29.1 (28.4) [18]	371 (647) [110.5]	7.3 (7.3) [5]	7.6 (11.6) [2.5]
Business Administration (IHU)	12	31.5 (24.3) [22]	304 (381) [171]	7.2 (4.0) [6]	6.5 (7.9) [5]
Business and Organization Administration (UoP)	14	30.9 (37.0) [16]	507 (886) [210]	7.1 (7.9) [6.5]	10.5 (18.3) [4.5]
Management Science and Technology (UoWM)	4	26.5 (38.0) [11]	181 (219) [140]	3.5 (4.4) [2.5]	3.0 (3.8) [2]
Total (all departments in area) ()	282	50.8 (57.9) [32.5]	922 (1280) [430]	11.3 (9.2) [9]	16.3 (21.1) [8]

Table C2a. OpenAlex: indicators by academic grade and area, publications 2012-2025 and lifetime (design A). Cells give mean (SD) [median].

Area	Grade	N	Pubs 2012-25 mean (SD) [median]	Cites 2012-25 mean (SD) [median]	h 2012-25 mean (SD) [median]	i10 2012-25 mean (SD) [median]	h lifetime mean (SD) [median]	i10 lifetime mean (SD) [median]	Cites lifetime mean (SD) [median]
ECON	Associate/Assistant professor	129	29.3 (28.7) [22]	327 (503) [161]	7.1 (4.7) [6]	7.1 (8.1) [5]	8.6 (6.0) [8]	9.8 (12.8) [6]	494 (763) [236]
ECON	Grade not stated	30	41.6 (38.3) [27.5]	776 (1355) [483]	10.7 (8.1) [10.5]	13.8 (14.1) [11]	12.8 (9.1) [11]	18.7 (19.4) [12]	1118 (1666) [553.5]
ECON	Professor	121	43.0 (51.0) [29]	595 (1026) [249]	9.4 (7.7) [8]	12.9 (18.9) [7]	14.6 (10.0) [13]	24.5 (28.2) [16]	1210 (1594) [718]
FIN	Associate/Assistant professor	83	30.2 (29.1) [19]	398 (890) [113]	7.3 (6.0) [5]	7.3 (10.0) [3]	8.4 (6.8) [7]	9.3 (12.9) [5]	532 (1024) [207]
FIN	Lecturer	11	5.4 (3.6) [5]	56 (85) [37]	2.2 (1.9) [2]	1.3 (1.4) [1]	2.5 (1.8) [2]	1.6 (1.4) [1]	62 (82) [41]
FIN	Professor	54	33.8 (32.0) [20.5]	413 (614) [166.5]	7.3 (5.7) [5]	8.2 (10.6) [4]	10.9 (8.8) [8]	15.1 (19.3) [8]	851 (1396) [328]
BUS	Associate/Assistant professor	151	37.2 (43.6) [23]	560 (857) [207]	8.9 (7.5) [7]	11.4 (17.1) [5]	10.2 (8.4) [8]	13.9 (19.3) [7]	773 (1145) [322]
BUS	Lecturer	2	15.5 (5.0) [15.5]	76 (54) [75.5]	5.0 (2.8) [5]	3.0 (1.4) [3]	5.0 (2.8) [5]	3.0 (1.4) [3]	76 (54) [75.5]
BUS	Professor	129	33.5 (39.4) [22]	508 (675) [273]	8.3 (6.8) [7]	10.4 (12.8) [7]	12.7 (10.0) [12]	19.4 (22.9) [13]	1110 (1410) [626]
All areas	Associate/Assistant professor	363	32.8 (35.9) [23]	440 (764) [157]	7.9 (6.3) [6]	8.9 (13.1) [4]	9.2 (7.3) [7]	11.4 (15.9) [6]	619 (1002) [241]
All areas	Grade not stated	30	41.6 (38.3) [27.5]	776 (1355) [483]	10.7 (8.1) [10.5]	13.8 (14.1) [11]	12.8 (9.1) [11]	18.7 (19.4) [12]	1118 (1666) [553.5]
All areas	Lecturer	13	6.9 (5.2) [6]	59 (79) [37]	2.6 (2.2) [2]	1.5 (1.4) [1]	2.9 (2.1) [3]	1.8 (1.4) [2]	64 (77) [41]
All areas	Professor	304	37.4 (43.4) [23.5]	526 (825) [227.5]	8.6 (7.0) [7]	11.0 (15.3) [6]	13.1 (9.9) [12]	20.6 (24.8) [13.5]	1104 (1484) [602]

Table C2b. OpenAlex: indicators by university over all evaluated members of its core departments, 2012-2025 and lifetime. Cells give mean (SD) [median].

University	Depts	TRS	N	Pubs 2012-25 mean (SD) [median]	Cites 2012-25 mean (SD) [median]	h 2012-25 mean (SD) [median]	i10 2012-25 mean (SD) [median]	h lifetime mean (SD) [median]	i10 lifetime mean (SD) [median]	Cites lifetime mean (SD) [median]
HUA	1	7	7	29.1 (22.6) [29]	565 (437) [723]	10.9 (8.0) [13]	14.1 (11.2) [15]	13.6 (11.1) [13]	22.7 (26.5) [15]	1125 (1257) [838]
UThessaly	3	49	44	47.9 (61.9) [27.5]	818 (1406) [256]	10.7 (9.6) [8]	16.6 (25.2) [7.5]	13.3 (12.0) [8]	24.1 (34.8) [8]	1323 (2156) [306.5]
Panteion	1	22	21	45.2 (41.4) [27]	799 (1551) [482]	10.5 (8.2) [10]	13.3 (14.7) [11]	12.6 (8.4) [11]	17.3 (16.9) [11]	1092 (1832) [536]
HMU	3	41	36	53.8 (61.9) [33]	847 (1472) [258.5]	10.4 (9.1) [7.5]	15.6 (25.2) [6]	11.8 (9.7) [8.5]	18.8 (27.8) [7.5]	1054 (1638) [400.5]
AUTH	1	29	26	35.5 (35.6) [25.5]	598 (751) [350.5]	9.4 (6.3) [9.5]	11.6 (12.1) [9.5]	13.4 (7.9) [12.5]	19.3 (16.8) [15.5]	1180 (1107) [764.5]
UPatras	3	47	44	34.5 (26.4) [25.5]	510 (694) [251.5]	9.2 (7.0) [8.5]	11.4 (14.0) [7.5]	13.1 (10.2) [10]	19.2 (20.8) [10.5]	976 (1197) [530]
UoM	3	65	60	36.4 (41.6) [19]	561 (834) [210.5]	9.1 (7.6) [6.5]	11.4 (15.7) [4]	11.7 (10.0) [8]	17.9 (27.2) [7]	915 (1415) [292.5]
UoC	1	21	21	36.6 (40.6) [20]	399 (435) [180]	8.6 (5.0) [6]	9.1 (9.0) [4]	11.9 (6.8) [12]	14.9 (13.1) [13]	777 (810) [357]
NKUA	2	39	29	39.2 (40.7) [25]	512 (697) [139]	8.5 (7.3) [7]	11.4 (16.6) [4]	10.8 (10.0) [7]	17.2 (24.1) [6]	795 (1103) [148]
AUEB	6	137	121	33.5 (43.2) [22]	496 (755) [213]	8.2 (6.1) [7]	9.2 (11.3) [6]	12.9 (9.3) [11]	18.2 (21.6) [12]	1130 (1561) [587]
UoWM	5	42	38	32.9 (34.7) [25.5]	512 (725) [223]	7.8 (7.0) [5.5]	10.1 (13.6) [4.5]	9.2 (8.3) [7]	13.1 (17.4) [6.5]	651 (900) [274.5]
AUA	1	23	22	34.4 (30.2) [25.5]	378 (582) [178]	7.6 (5.3) [7]	7.9 (8.6) [5]	10.3 (5.7) [9]	12.7 (11.7) [9]	593 (644) [386.5]
UoP	4	48	44	29.9 (31.3) [20.5]	366 (585) [175]	7.2 (6.4) [6]	8.4 (12.3) [4]	8.7 (7.1) [7]	11.1 (14.6) [6]	495 (698) [270.5]
UNIPI	3	60	53	28.7 (22.8) [22]	281 (333) [153]	7.2 (4.7) [6]	7.5 (7.5) [5]	9.9 (6.3) [10]	12.4 (11.4) [11]	575 (641) [458]

University	Depts	TRS	N	Pubs 2012-25 mean (SD) [median]	Cites 2012-25 mean (SD) [median]	h 2012-25 mean (SD) [median]	i10 2012-25 mean (SD) [median]	h lifetime mean (SD) [median]	i10 lifetime mean (SD) [median]	Cites lifetime mean (SD) [median]
UAegean	1	17	16	22.0 (21.7) [16.5]	293 (537) [110]	6.4 (6.0) [5]	5.8 (8.3) [2.5]	7.3 (7.3) [5]	7.6 (11.6) [2.5]	371 (647) [110.5]
IHU	5	74	71	28.4 (30.9) [20]	308 (503) [98]	6.4 (4.9) [6]	6.5 (8.4) [4]	8.4 (6.2) [7]	10.1 (12.6) [6]	578 (847) [218]
DUTH	1	19	14	32.3 (34.3) [14.5]	267 (379) [83]	6.3 (5.8) [4]	7.4 (11.0) [2.5]	7.0 (6.2) [6.5]	8.7 (13.0) [4]	308 (440) [106.5]
UoI	2	29	28	26.4 (28.7) [19]	297 (581) [105.5]	6.1 (4.6) [4.5]	5.8 (7.5) [2]	8.6 (8.6) [5.5]	11.8 (21.5) [3]	596 (1169) [119.5]
UNIWA	1	18	15	27.1 (28.8) [17]	280 (561) [36]	5.3 (5.4) [3]	4.6 (8.2) [1]	6.1 (5.9) [4]	5.9 (9.9) [2]	330 (634) [57]
All universities	47	787	710	34.6 (39.3) [23]	484 (820) [187]	8.2 (6.7) [7]	9.9 (14.1) [5]	10.9 (8.8) [9]	15.5 (20.8) [8]	837 (1279) [354.5]

Table C2c. OpenAlex: distribution of the member-level metrics by area and nation-wide (first panel of each area: publications 2012-2025; second panel: lifetime values).

Area	Publication window	Metric	N	Mean	SD	Median	Q1	Q3	Min	Max
ECON	Publications 2012-2025	h-index	280	8.5	6.6	7	4	11	0	42
		i10-index	280	10.3	14.6	6	2	12.25	0	133
		Citations	280	490.9	886.5	211	77.5	529.5	0	7756
		Publications	280	36.6	41.1	25	12	44	0	340
	Lifetime (all years)	h-index	280	11.6	8.7	10	6	16	0	48
		i10-index	280	17.1	22.5	10	4	22	0	177
		Citations	280	870.4	1330.8	432.5	120.5	957.75	0	10324
		Publications	280	56.7	64.2	38.5	20.75	71	1	494
FIN	Publications 2012-2025	h-index	148	6.9	5.8	5	3	9	0	32
		i10-index	148	7.2	9.9	3	1	8	0	51
		Citations	148	378.0	765.9	114.5	42.75	354.5	0	7196
		Publications	148	29.7	29.9	18.5	11	39	0	157
	Lifetime (all years)	h-index	148	8.9	7.7	7	4	11	0	42
		i10-index	148	10.8	15.5	5	2	12	0	92
		Citations	148	613.2	1155.7	218	60.5	608.25	0	8155
		Publications	148	40.9	41.9	25	13	55	1	213
BUS	Publications 2012-2025	h-index	282	8.6	7.1	7	3	12	0	36
		i10-index	282	10.8	15.2	6	1	14	0	134
		Citations	282	533.0	775.5	218.5	53.5	603.75	0	4657
		Publications	282	35.4	41.6	22.5	9	44	0	319
	Lifetime (all years)	h-index	282	11.3	9.2	9	5	17	0	49
		i10-index	282	16.3	21.1	8	2	24	0	150
		Citations	282	922.1	1279.8	430	86	1253.75	0	9102
		Publications	282	50.8	57.9	32.5	14	68	0	489
All areas	Publications 2012-2025	h-index	710	8.2	6.7	7	4	11	0	42
		i10-index	710	9.9	14.1	5	2	12.75	0	134
		Citations	710	484.1	820.1	187	55	540.75	0	7756
		Publications	710	34.6	39.3	23	11	43	0	340
	Lifetime (all years)	h-index	710	10.9	8.8	9	5	16	0	49
		i10-index	710	15.5	20.8	8	2	21	0	177
		Citations	710	837.3	1279.4	354.5	94.5	999.5	0	10324
		Publications	710	51.1	57.9	33.5	17	67	0	494

Table C3. OpenAlex: Mann-Whitney U test of the 2012-2025 h-index between academics with and without a public ORCID iD, by area (design A).

Area	n with ORCID	n without	Mean h with	Mean h without	U	p-value	α = 0.05
BUS	175	107	10.45	5.57	13468.0	0.0000	s
ECON	199	81	9.15	6.81	10312.0	0.0002	s
FIN	107	41	7.75	4.73	3078.0	0.0001	s

Table C4a. Economics: OpenAlex documents 2012-2025 per department (design B). Ordered by citations per TRS member; ranks within area and within university.

Department (Univ.)	TRS	No profile	Papers	Citations	Papers/ TRS	Cit./TRS	Cit./paper	Rank cit/TRS (area)	Rank cit/paper (area)	Rank in univ. (cit/TRS)
Economics (UThessaly)	23	3	907	16724	39.43	727.13	18.44	1	1	1
Economic and Regional Development (Panteion)*	22	1	831	14178	37.77	644.45	17.06			
Economics (AUTH)	29	3	885	15006	30.52	517.45	16.96	2	3	1
Economics (UoM)	21	4	711	10264	33.86	488.76	14.44	3	5	2
Economics and Sustainable Development (HUA)*	7	0	175	3318	25.00	474.00	18.96			
Economics (UoWM)	10	1	299	4005	29.90	400.50	13.39	4	6	2
International and European Economic Studies (UoWM)	7	2	156	2753	22.29	393.29	17.65	5	2	3
International and European Economic Studies (AUEB)	24	4	840	9307	35.00	387.79	11.08	6	11	4
Economics (UoI)	17	1	408	6566	24.00	386.24	16.09	7	4	1
Economics (UoC)	21	0	722	7582	34.38	361.05	10.50	8	13	1
Economics (NKUA)	23	6	677	8183	29.43	355.78	12.09	9	9	2
Agricultural Economics and Rural Development (AUA)	23	1	643	7824	27.96	340.17	12.17	10	8	1
Economics (UPatras)	18	2	485	6039	26.94	335.50	12.45	11	7	3
Economics (UNIPI)	24	4	598	6431	24.92	267.96	10.75	12	12	1
Economics (UoP)	11	0	192	2261	17.45	205.55	11.78	13	10	4
Economics (AUEB)	20	2	529	3792	26.45	189.60	7.17	14	15	6
Economics (DUTH)	19	5	366	3053	19.26	160.68	8.34	15	14	1

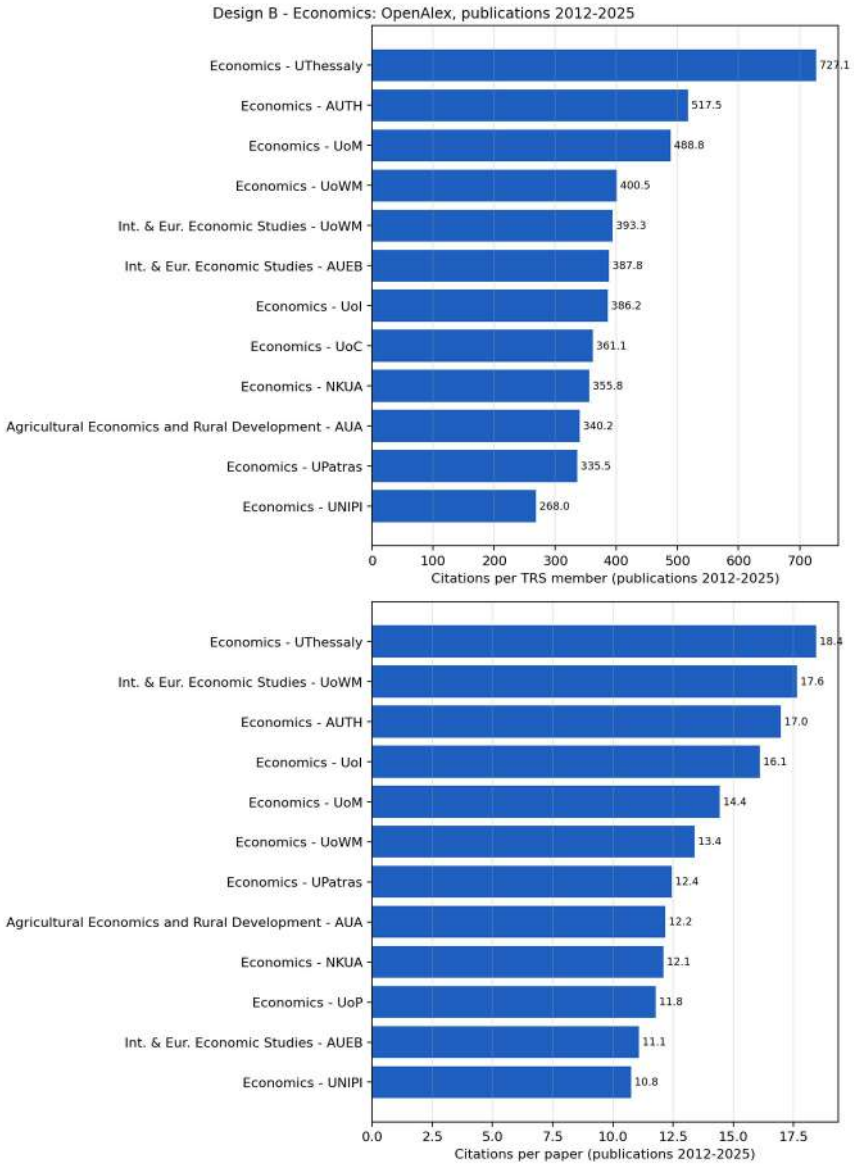

Figure C1. Economics: citations per TRS member (top) and citations per paper (bottom), OpenAlex documents 2012-2025, design B.

Table C4b. Accounting, finance and banking: OpenAlex documents 2012-2025 per department (design B). Ordered by citations per TRS member; ranks within area and within university.

Department (Univ.)	TRS	No profile	Papers	Citations	Papers/ TRS	Cit./TRS	Cit./paper	Rank cit/TRS (area)	Rank cit/paper (area)	Rank in univ. (cit/TRS)
Accounting and Finance (HMU)	12	3	441	11309	36.75	942.42	25.64	1	1	1
Accounting and Finance (UThessaly)	11	0	411	7358	37.36	668.91	17.90	2	2	2
Accounting and Finance (UoWM)	12	0	332	4508	27.67	375.67	13.58	3	3	4
Accounting and Finance (IHU)	14	0	398	4927	28.43	351.93	12.38	4	5	1
Accounting and Finance (AUEB)	25	1	612	7373	24.48	294.92	12.05	5	6	5
Accounting and Finance (UoM)	18	1	359	4501	19.94	250.06	12.54	6	4	3
Accounting and Finance (UoP)	12	3	286	2863	23.83	238.58	10.01	7	9	3
Banking and Financial Management (UNIPI)	15	1	349	3465	23.27	231.00	9.93	8	10	2
Accounting and Finance (UNIWA)	18	3	393	4137	21.83	229.83	10.53	9	7	1
Accounting and Information Systems (IHU)	11	0	167	1708	15.18	155.27	10.23	10	8	5
Accounting and Finance (UoI)	12	0	283	1516	23.58	126.33	5.36	11	11	2

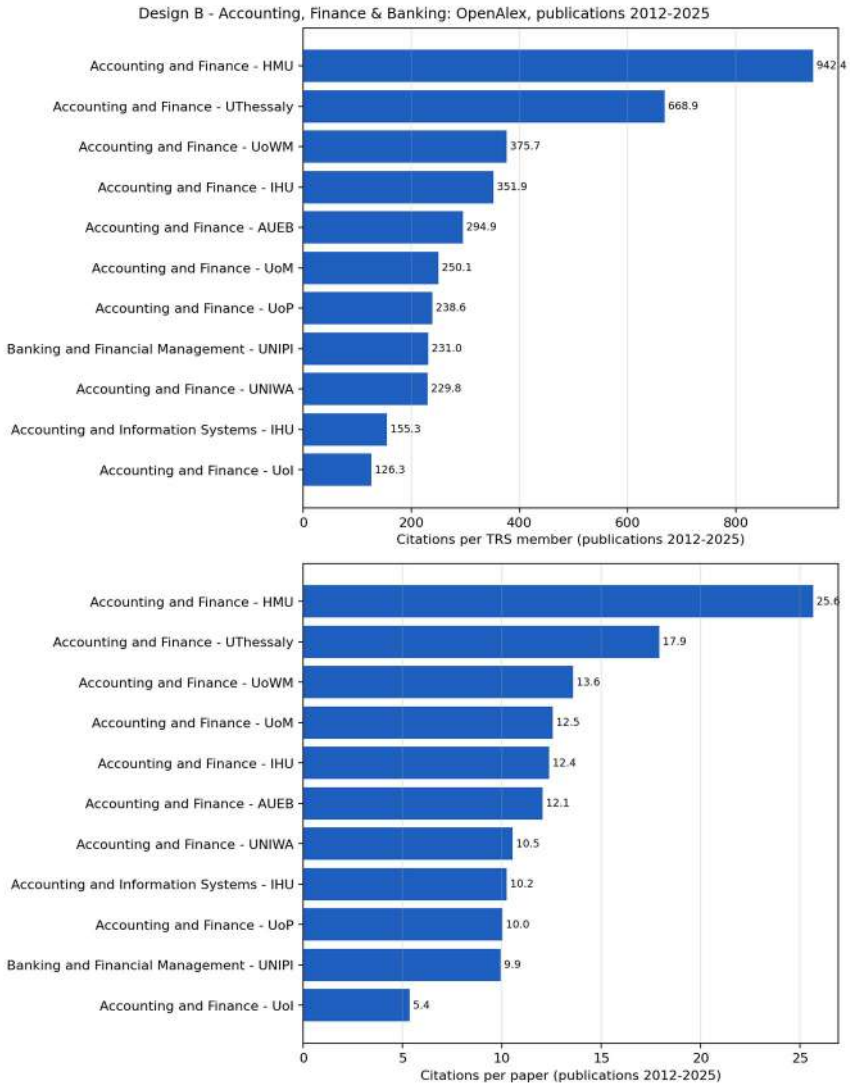

Figure C2. Accounting, finance and banking: citations per TRS member (top) and citations per paper (bottom), OpenAlex documents 2012-2025, design B.

Table C4c. Business administration, management and marketing: OpenAlex documents 2012-2025 per department (design B). Ordered by citations per TRS member; ranks within area and within university.

Department (Univ.)	TRS	No profile	Papers	Citations	Papers/ TRS	Cit./TRS	Cit./paper	Rank cit/TRS (area)	Rank cit/paper (area)	Rank in univ. (cit/TRS)
Business Administration (UoWM)	8	0	302	6351	37.75	793.88	21.03	1	5	1
Management Science and Technology (HMU)	12	1	669	8121	55.75	676.75	12.14	2	14	2
Business Administration (UoM)	26	0	945	15928	36.35	612.62	16.86	3	6	1
Business Administration (AUEB)	29	5	768	16186	26.48	558.14	21.08	4	4	1
Business Administration (UPatras)	19	0	707	10335	37.21	543.95	14.62	5	10	1
Marketing and Communication (AUEB)	19	4	393	10326	20.68	543.47	26.27	6	1	2
Business and Tourism Management (HMU)	17	1	657	9144	38.65	537.88	13.92	7	12	3
Business Administration of Food and Agricultural Enterprises (UPatras)	10	1	214	5198	21.40	519.80	24.29	8	2	2
Business Administration (UThessaly)	15	2	508	7676	33.87	511.73	15.11	9	8	3
Management Science and Technology (AUEB)	20	0	632	9963	31.60	498.15	15.76	10	7	3
Business Administration (NKUA)	16	4	431	6419	26.94	401.19	14.89	11	9	1
Management Science and Technology (UoP)	10	0	465	3976	46.50	397.60	8.55	12	17	1

Department (Univ.)	TRS	No profile	Papers	Citations	Papers/ TRS	Cit./TRS	Cit./paper	Rank cit/TRS (area)	Rank cit/paper (area)	Rank in univ. (cit/TRS)
Business and Organization Administration (UoP)	15	1	272	5784	18.13	385.60	21.26	13	3	2
Management Science and Technology (IHU)	14	0	454	4497	32.43	321.21	9.91	14	15	2
Organisation Management, Marketing and Tourism (IHU)	23	3	482	6786	20.96	295.04	14.08	15	11	3
Business Administration (UAegean)	17	1	341	4557	20.06	268.06	13.36	16	13	1
Business Administration (UNIPI)	21	2	494	4236	23.52	201.71	8.57	17	16	3
Business Administration (IHU)	12	0	250	2100	20.83	175.00	8.40	18	18	4
Management Science and Technology (UoWM)	5	1	74	589	14.80	117.80	7.96	19	19	5

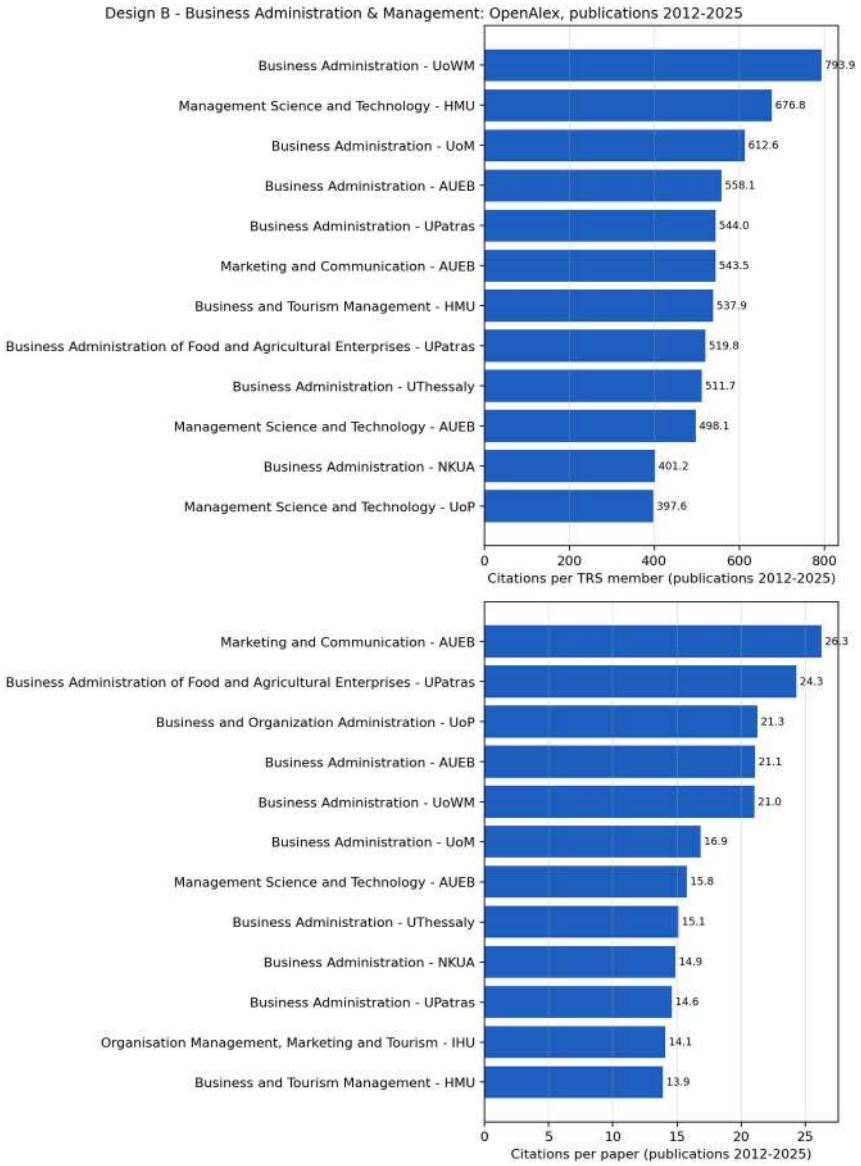

Figure C3. Business administration, management and marketing: citations per TRS member (top) and citations per paper (bottom), OpenAlex documents 2012-2025, design B.

Table C5a. Economics: top-20 academics by OpenAlex h-index, publications 2012-2025 (design A), with ranks within department / university / area / all and lifetime h / i10 / citations.

Academic	Department (Univ.)	h	i10	Cites	Pubs	Rank h dept/univ/area/all	Composite (area)	Lifetime h / i10 / cites	Conf.
Halkos George	Economics (UThessaly)	42	133	7756	340	1/1/1/1	1.0	48 / 177 / 10324	H

Academic	Department (Univ.)	h	i10	Cites	Pubs	Rank h dept/univ/area/all	Composite (area)	Lifetime h / i10 / cites	Conf.
Filis George	Economic and Regional Development (Panteion)	38	62	7226	128	1/1/2/2	2.8	40 / 67 / 8351	H
Tzeremes Nikolaos	Economics (UThessaly)	33	64	3192	115	2/2/3/4	5.0	36 / 83 / 4183	H
Economides Anastasios	Economics (UoM)	31	85	4946	180	1/1/4/6	3.3	44 / 146 / 7896	H
Katsikis Vasileios	Economics (NKUA)	27	78	2521	128	1/1/5/13	8.0	29 / 87 / 2843	H
Koundouri Phoebe	International and European Economic Studies (AUEB)	26	58	3665	269	1/3/6/16	3.3	42 / 116 / 7911	H
Panagiotidis Theodore	Economics (UoM)	26	46	2281	165	2/2/6/16	7.6	31 / 76 / 3556	H
Panos Georgios	Economics (AUTH)	25	48	2790	166	1/1/8/21	6.9	26 / 57 / 3316	H
Giannakis Elias	Agricultural Economics and Rural Development (AUA)	24	29	2263	74	1/1/9/24	13.5	24 / 30 / 2291	H
Dritsaki Melina	Economics (UoWM)	24	52	2064	149	1/2/9/24	9.9	24 / 54 / 2278	H
Christopoulos Dimitrios	International and European Economic Studies (AUEB)	23	43	2527	174	2/5/11/27	6.8	31 / 73 / 4101	H
Kartalis Nikolaos	International and European Economic Studies (UoWM)	22	36	2540	90	1/3/12/31	12.5	22 / 39 / 2743	H
Vozikis Athanasios	Economics (UNIPI)	21	33	1544	111	1/1/13/36	16.0	21 / 36 / 1616	H
Gkorezis Panagiotis	Economics (AUTH)	21	31	1229	53	2/2/13/36	22.3	23 / 34 / 1350	H
Degiannakis Stavros	Economic and Regional Development (Panteion)	20	36	2135	135	2/2/15/41	12.6	25 / 52 / 3547	H
Iatridis Georgios	Economics (UThessaly)	20	24	1761	47	3/6/15/41	21.3	27 / 35 / 2936	H
Papadopoulos Konstantinos	Economics (AUTH)	20	42	1322	118	3/3/15/41	17.1	25 / 65 / 2015	H
Tsagris Michail	Economics (UoC)	19	32	1471	172	1/1/18/53	9.9	19 / 33 / 1507	H
Kounetas Konstantinos	Economics (UPatras)	19	28	1178	76	1/4/18/53	23.6	23 / 36 / 1467	H
Kostakis Ioannis	Economics and Sustainable Development (HUA)	19	25	961	63	1/1/18/53	27.7	20 / 26 / 1087	H

Table C5b. Accounting, finance and banking: top-20 academics by OpenAlex h-index, publications 2012-2025 (design A), with ranks within department / university / area / all and lifetime h / i10 / citations.

Academic	Department (Univ.)	h	i10	Cites	Pubs	Rank h dept/univ/area/all	Composite (area)	Lifetime h / i10 / cites	Conf.
Chatziantoniou Ioannis	Accounting and Finance (HMU)	32	48	7196	84	1/2/1/5	1.4	32 / 48 / 7196	H
Kyriazis Nikolaos	Accounting and Finance (UThessaly)	28	51	2623	110	1/3/2/9	2.8	29 / 56 / 3939	H
Floros Christos	Accounting and Finance (HMU)	26	51	2911	157	2/4/3/16	1.6	32 / 77 / 4559	H
Dimitropoulos Panagiotis	Accounting and Finance (UoP)	23	33	1769	106	1/2/4/27	4.6	27 / 44 / 2653	H
Chatzoudes Dimitrios	Accounting and Finance (IHU)	21	28	1561	64	1/2/5/36	8.6	22 / 31 / 2369	H
Sariannidis Nikolaos	Accounting and Finance (UoWM)	20	38	1751	106	1/4/6/41	5.9	23 / 47 / 2014	H
Alexandridis Antonis	Accounting and Finance (UoM)	19	28	1696	137	1/9/7/53	3.9	24 / 41 / 2418	H
Fassas Athanasios	Accounting and Finance (UThessaly)	18	28	2091	74	2/8/8/60	6.7	42 / 92 / 8155	H
Chalikias Miltiadis	Accounting and Finance (UNIWA)	17	28	1758	90	1/1/9/73	7.7	19 / 36 / 1982	H
Dimitriou Dimitrios	Accounting and Finance (UNIWA)	17	18	1512	70	1/1/9/73	11.5	19 / 20 / 1744	H
Tsekrekos Andrianos	Accounting and Finance (AUEB)	17	27	1336	83	1/12/9/73	10.5	20 / 32 / 1514	H
TSOUKNIDIS DIMITRIS	Accounting and Finance (AUEB)	17	22	1107	67	1/12/9/73	12.8	17 / 22 / 1107	H
Nerantzidis Michail	Accounting and Finance (UThessaly)	17	24	783	57	3/12/9/73	14.5	17 / 24 / 783	H
Konstantinidis Anastasios	Accounting and Finance (UoWM)	15	23	905	51	2/7/14/98	17.8	31 / 68 / 2977	H
Drakos Konstantinos	Accounting and Finance (AUEB)	15	20	805	73	3/14/14/98	15.5	22 / 41 / 2611	H
Dritsaki Chaido	Accounting and Information Systems (IHU)	15	20	793	57	1/5/14/98	17.7	19 / 26 / 1168	H
Kyritsis Konstantinos	Accounting and Finance (UoI)	15	24	776	136	1/2/14/98	6.6	18 / 29 / 1086	H
Skiadopoulos George	Banking and Financial Management (UNIPI)	14	15	1266	44	1/3/18/111	18.2	26 / 41 / 3160	H
Paliokas Ioannis	Accounting and Finance (IHU)	14	20	932	78	2/6/18/111	14.6	15 / 22 / 1006	H
Malliaropulos Dimitrios	Banking and Financial Management (UNIPI)	14	16	371	39	1/3/18/111	27.2	19 / 28 / 925	H

Table C5c. Business administration, management and marketing: top-20 academics by OpenAlex h-index, publications 2012-2025 (design A), with ranks within department / university / area / all and lifetime h / i10 / citations.

Academic	Department (Univ.)	h	i10	Cites	Pubs	Rank h dept/univ/area/all	Composite (area)	Lifetime h / i10 / cites	Conf.
Mastorakis George	Management Science and Technology (HMU)	36	134	4657	319	1/1/1/3	1.0	36 / 140 / 4784	H
Psomas Evangelos	Business Administration of Food and Agricultural Enterprises (UPatras)	30	50	2740	64	1/1/2/7	4.7	36 / 60 / 4107	H
Livieris Ioannis	Business and Organization Administration (UoP)	29	66	3331	104	1/1/3/8	5.1	29 / 69 / 3403	H
Papadimitriou Dimitra	Business Administration (UPatras)	28	69	3245	125	1/2/4/9	6.5	43 / 101 / 5681	H

Academic	Department (Univ.)	h	i10	Cites	Pubs	Rank h dept/univ/area/all	Composite (area)	Lifetime h / i10 / cites	Conf.
Spinellis Diomidis	Management Science and Technology (AUEB)	28	68	3232	263	1/1/4/9	3.4	49 / 150 / 9102	H
Menegaki Angeliki	Business and Tourism Management (HMU)	28	53	2689	143	1/3/4/9	6.1	32 / 59 / 4248	H
Anastasiou Dimitrios	Business Administration (AUEB)	27	45	4081	162	1/2/7/13	3.7	30 / 50 / 6900	H
Anthopoulos Leonidas	Business Administration (UThessaly)	27	52	3537	141	1/4/7/13	5.0	29 / 59 / 4108	H
Verginadis Ioannis	Business Administration (AUEB)	26	40	3344	183	2/3/9/16	4.3	31 / 54 / 3966	M
Belias Dimitris	Business Administration (UThessaly)	26	71	2457	175	2/5/9/16	7.6	26 / 71 / 2458	H
Kafetzopoulos Dimitrios	Business Administration (UoM)	25	41	2154	68	1/3/11/21	16.8	27 / 46 / 2751	H
Kalogiannidis Stavros	Business Administration (UoWM)	25	48	1919	121	1/1/11/21	14.3	25 / 48 / 1922	H
Giannopoulos Antonios	Organisation Management, Marketing and Tourism (IHU)	24	49	3260	130	1/1/13/24	9.2	31 / 80 / 5257	H
Anagnostopoulos Theodoros	Business Administration (UAegean)	23	31	2178	79	1/1/14/27	17.1	25 / 40 / 2435	H
Tarabanis Konstantinos	Business Administration (UoM)	23	48	1645	132	2/4/14/27	14.2	37 / 118 / 5269	H
Samitas Aristeidis	Business Administration (NKUA)	22	40	1998	97	1/2/16/31	18.0	27 / 53 / 3030	H
Repoussis Panagiotis	Marketing and Communication (AUEB)	22	24	1511	32	1/6/16/31	27.5	32 / 46 / 3015	H
Tsiotsou Rodoula	Business Administration (UoM)	22	29	1479	58	3/5/16/31	25.9	27 / 45 / 2869	H
Konstantaras Ioannis	Business Administration (UoM)	22	29	1417	57	3/5/16/31	26.6	29 / 45 / 2660	H
LAPPAS THEODOROS	Marketing and Communication (AUEB)	21	29	1418	59	2/7/20/36	29.2	24 / 37 / 2600	H

Table C6a. Economics: top-20 faculty members by OpenAlex citations to own documents 2012-2025 (design B).

Member	Department (Univ.)	Papers	Citations	Cit./ paper	Rank cites dept/univ/area/all	Composite (area)	Lifetime h / i10 / cites	Conf.
Halkos George	Economics (UThessaly)	340	7756	22.8	1/1/1/1	1.0	48 / 177 / 10324	H
Filis George	Economic and Regional Development (Panteion)	128	7226	56.5	1/1/2/2	3.6	40 / 67 / 8351	H
Economides Anastasios	Economics (UoM)	180	4946	27.5	1/1/3/4	2.6	44 / 146 / 7896	H
Koundouri Phoebe	International and European Economic Studies (AUEB)	269	3665	13.6	1/2/4/7	2.8	42 / 116 / 7911	H
Tzeremes Nikolaos	Economics (UThessaly)	115	3192	27.8	2/3/5/14	7.0	36 / 83 / 4183	H
Ntritsos Georgios	Economics (UoI)	74	2981	40.3	1/1/6/15	13.8	17 / 28 / 2985	H
Panos Georgios	Economics (AUTH)	166	2790	16.8	1/1/7/17	8.3	26 / 57 / 3316	H
Papana Angeliki	Economics (AUTH)	39	2775	71.2	2/2/8/18	19.7	16 / 19 / 2907	H
Kartalis Nikolaos	International and European Economic Studies (UoWM)	90	2540	28.2	1/1/9/23	16.1	22 / 39 / 2743	H
Christopoulos Dimitrios	International and European Economic Studies (AUEB)	174	2527	14.5	2/6/10/24	6.3	31 / 73 / 4101	H
Katsikis Vasileios	Economics (NKUA)	128	2521	19.7	1/1/11/25	12.2	29 / 87 / 2843	H
Panagiotidis Theodore	Economics (UoM)	165	2281	13.8	2/2/12/28	8.5	31 / 76 / 3556	H
Giannakis Elias	Agricultural Economics and Rural Development (AUA)	74	2263	30.6	1/1/13/29	19.8	24 / 30 / 2291	H
Degiannakis Stavros	Economic and Regional Development (Panteion)	135	2135	15.8	2/2/14/33	13.8	25 / 52 / 3547	H
Dritsaki Melina	Economics (UoWM)	149	2064	13.8	1/3/15/35	12.9	24 / 54 / 2278	H
Demestichas Konstantinos	Agricultural Economics and Rural Development (AUA)	127	1974	15.5	2/2/16/37	18.3	22 / 45 / 2322	H
Iatridis Georgios	Economics (UThessaly)	47	1761	37.5	3/7/17/42	22.5	27 / 35 / 2936	H
Vozikis Athanasios	Economics (UNIPI)	111	1544	13.9	1/1/18/54	21.7	21 / 36 / 1616	H
Bellou Victoria	Economics (UThessaly)	43	1511	35.1	4/8/19/56	25.2	26 / 37 / 2351	H
Kollias Christos	Economics (UThessaly)	86	1499	17.4	5/9/20/59	16.4	30 / 65 / 3361	H

Table C6b. Accounting, finance and banking: top-20 faculty members by OpenAlex citations to own documents 2012-2025 (design B).

Member	Department (Univ.)	Papers	Citations	Cit./ paper	Rank cites dept/univ/area/all	Composite (area)	Lifetime h / i10 / cites	Conf.
Chatziantoniou Ioannis	Accounting and Finance (HMU)	84	7196	85.7	1/1/1/3	2.1	32 / 48 / 7196	H
Floros Christos	Accounting and Finance (HMU)	157	2911	18.5	2/3/2/16	1.6	32 / 77 / 4559	H
Kyriazis Nikolaos	Accounting and Finance (UThessaly)	110	2623	23.9	1/4/3/22	4.0	29 / 56 / 3939	H
Fassas Athanasios	Accounting and Finance (UThessaly)	74	2091	28.3	2/6/4/34	2.3	42 / 92 / 8155	H
Dimitropoulos Panagiotis	Accounting and Finance (UoP)	106	1769	16.7	1/2/5/41	5.5	27 / 44 / 2653	H
Chalikias Miltiadis	Accounting and Finance (UNIWA)	90	1758	19.5	1/1/6/43	8.7	19 / 36 / 1982	H
Sariannidis Nikolaos	Accounting and Finance (UoWM)	106	1751	16.5	1/6/7/44	6.9	23 / 47 / 2014	H
Alexandridis Antonis	Accounting and Finance (UoM)	137	1696	12.4	1/5/8/48	4.1	24 / 41 / 2418	H
Delias Pavlos	Accounting and Finance (IHU)	58	1594	27.5	1/2/9/52	16.0	11 / 16 / 1719	H

Member	Department (Univ.)	Papers	Citations	Cit./ paper	Rank cites dept/univ/area/all	Composite (area)	Lifetime h / i10 / cites	Conf.
Chatzoudes Dimitrios	Accounting and Finance (IHU)	64	1561	24.4	2/3/10/53	12.9	22 / 31 / 2369	H
Dimitriou Dimitrios	Accounting and Finance (UNIWA)	70	1512	21.6	2/2/11/55	13.9	19 / 20 / 1744	H
Tsekrekos Andrianos	Accounting and Finance (AUEB)	83	1336	16.1	1/11/12/71	12.2	20 / 32 / 1514	H
Skiadopoulos George	Banking and Financial Management (UNIPI)	44	1266	28.8	1/2/13/77	12.8	26 / 41 / 3160	H
TSOUKNIDIS DIMITRIS	Accounting and Finance (AUEB)	67	1107	16.5	2/14/14/87	17.2	17 / 22 / 1107	H
Paliokas Ioannis	Accounting and Finance (IHU)	78	932	11.9	3/6/15/103	15.3	15 / 22 / 1006	H
BABOUKARDOS DIOGENIS	Accounting and Finance (AUEB)	41	916	22.3	3/19/16/106	24.5	12 / 12 / 918	H
Konstantinidis Anastasios	Accounting and Finance (UoWM)	51	905	17.8	2/7/17/109	10.1	31 / 68 / 2977	H
Drakos Konstantinos	Accounting and Finance (AUEB)	73	805	11.0	4/22/18/118	14.6	22 / 41 / 2611	H
Dritsaki Chaido	Accounting and Information Systems (IHU)	57	793	13.9	1/9/19/120	18.2	19 / 26 / 1168	H
Nerantzidis Michail	Accounting and Finance (UThessaly)	57	783	13.7	3/13/20/124	20.6	17 / 24 / 783	H

Table C6c. Business administration, management and marketing: top-20 faculty members by OpenAlex citations to own documents 2012-2025 (design B).

Member	Department (Univ.)	Papers	Citations	Cit./ paper	Rank cites dept/univ/area/all	Composite (area)	Lifetime h / i10 / cites	Conf.
Mastorakis George	Management Science and Technology (HMU)	319	4657	14.6	1/2/1/5	1.4	36 / 140 / 4784	H
Anastasiou Dimitrios	Business Administration (AUEB)	162	4081	25.2	1/1/2/6	4.0	30 / 50 / 6900	H
Anthopoulos Leonidas	Business Administration (UThessaly)	141	3537	25.1	1/2/3/8	5.5	29 / 59 / 4108	H
Verginadis Ioannis	Business Administration (AUEB)	183	3344	18.3	2/3/4/9	4.3	31 / 54 / 3966	M
Livieris Ioannis	Business and Organization Administration (UoP)	104	3331	32.0	1/1/5/10	9.0	29 / 69 / 3403	H
Giannopoulos Antonios	Organisation Management, Marketing and Tourism (IHU)	130	3260	25.1	1/1/6/11	8.3	31 / 80 / 5257	H
Papadimitriou Dimitra	Business Administration (UPatras)	125	3245	26.0	1/1/7/12	4.2	43 / 101 / 5681	H
Spinellis Diomidis	Management Science and Technology (AUEB)	263	3232	12.3	1/4/8/13	1.8	49 / 150 / 9102	H
Psomas Evangelos	Business Administration of Food and Agricultural Enterprises (UPatras)	64	2740	42.8	1/2/9/19	9.0	36 / 60 / 4107	H
Menegaki Angeliki	Business and Tourism Management (HMU)	143	2689	18.8	1/4/10/20	7.8	32 / 59 / 4248	H
Skarmeas Dionysis	Marketing and Communication (AUEB)	25	2637	105.5	1/5/11/21	23.0	23 / 24 / 4258	H
Belias Dimitris	Business Administration (UThessaly)	175	2457	14.0	2/5/12/26	9.2	26 / 71 / 2458	H
Giannarakis Grigoris	Business Administration (UoWM)	39	2307	59.1	1/2/13/27	25.2	22 / 36 / 2741	H
Anagnostopoulos Theodoros	Business Administration (UAegean)	79	2178	27.6	1/1/14/30	20.9	25 / 40 / 2435	H
Chatzopoulou Elena	Business Administration (AUEB)	33	2163	65.5	3/7/15/31	35.4	10 / 10 / 2163	H
Kafetzopoulos Dimitrios	Business Administration (UoM)	68	2154	31.7	1/3/16/32	20.5	27 / 46 / 2751	H
Samitas Aristeidis	Business Administration (NKUA)	97	1998	20.6	1/2/17/36	18.4	27 / 53 / 3030	H
Passas Ioannis	Business and Tourism Management (HMU)	68	1970	29.0	2/5/18/38	30.4	19 / 25 / 1977	H
Kalogiannidis Stavros	Business Administration (UoWM)	121	1919	15.9	2/4/19/39	18.8	25 / 48 / 1922	H
Despoudi Stella	Business Administration (UoWM)	74	1800	24.3	3/5/20/40	31.7	17 / 24 / 1802	H

Appendix D. Semantic Scholar: complete results of designs A and B, publications 2012-2025

This appendix reports Semantic Scholar in full, with the same definitions, windows and ranking rules as the Google Scholar results of Section 5, so that every department and area can be read under this source. Per-member values are in Section 5E and in the Semantic Scholar workbook.

Table D1a. Economics: Semantic Scholar indicators of academics, publications 2012-2025 (design A). Cells give mean (SD) [median]. Departments ordered by mean h.

Department (Univ.)	N	ORCID (%)	Publications mean (SD) [median]	Citations mean (SD) [median]	h mean (SD) [median]	i10 mean (SD) [median]	Mean m
Economic and Regional Development (Panteion)*	20	90.9	28.8 (25.6) [19]	746 (1528) [298.5]	9.3 (8.9) [6.5]	11.2 (15.4) [6]	0.513
Economics (UPatras)	17	61.1	36.1 (43.4) [23]	494 (610) [206]	9.3 (7.8) [8]	12.2 (15.2) [8]	0.428
Economics (UoM)	18	57.1	35.7 (45.2) [16]	669 (1389) [231.5]	9.2 (9.1) [5.5]	13.0 (23.8) [3.5]	0.484
Economics (UThessaly)	22	69.6	34.5 (44.1) [16]	604 (1163) [97]	8.8 (8.8) [6]	11.4 (17.6) [4.5]	0.423
Economics (UNIPI)	20	45.8	28.2 (23.9) [23]	336 (364) [201]	8.2 (5.1) [8]	9.2 (8.7) [7]	0.368

Department (Univ.)	N	ORCID (%)	Publications mean (SD) [median]	Citations mean (SD) [median]	h mean (SD) [median]	i10 mean (SD) [median]	Mean m
Economics and Sustainable Development (HUA)*	6	57.1	19.5 (20.5) [16]	384 (405) [270]	8.2 (7.2) [8]	9.7 (10.0) [8.5]	0.490
Economics (UoC)	21	85.7	19.9 (19.6) [14]	316 (439) [117]	7.5 (5.6) [6]	7.0 (8.3) [4]	0.448
Economics (AUEB)	18	65.0	21.8 (14.8) [19]	223 (188) [201.5]	7.3 (3.2) [7.5]	6.8 (4.2) [6]	0.319
Economics (DUTH)	14	42.1	27.0 (19.8) [24]	270 (363) [141.5]	7.3 (4.5) [7]	7.4 (8.1) [5.5]	0.510
Economics (AUTH)	28	65.5	23.4 (17.6) [23]	410 (520) [249]	7.1 (5.6) [6]	7.3 (8.7) [5]	0.322
International and European Economic Studies (UoWM)	6	71.4	25.7 (24.8) [19.5]	442 (894) [100.5]	6.8 (7.3) [4.5]	7.8 (12.5) [3.5]	0.324
Economics (UoP)	11	90.9	18.7 (14.4) [19]	309 (345) [203]	6.5 (4.2) [8]	6.3 (4.8) [7]	0.319
Economics (UoWM)	9	70.0	18.9 (16.8) [18]	281 (307) [215]	6.1 (4.1) [7]	6.1 (5.4) [6]	0.350
Economics (NKUA)	20	30.4	22.8 (35.1) [10]	299 (577) [45.5]	6.0 (7.2) [3.5]	8.3 (17.1) [2]	0.341
Agricultural Economics and Rural Development (AUA)	23	73.9	18.0 (18.9) [14]	243 (441) [94]	5.8 (5.4) [5]	5.6 (8.1) [4]	0.376
Economics (UoI)	16	70.6	16.8 (13.8) [17]	224 (285) [124.5]	5.4 (4.5) [5.5]	4.5 (5.9) [3]	0.258
International and European Economic Studies (AUEB)	23	54.2	17.9 (16.2) [16]	206 (314) [131]	5.1 (4.0) [5]	4.3 (5.4) [3]	0.225
Total (all departments in area)	292	63.6	24.6 (27.2) [17.5]	384 (733) [159.5]	7.3 (6.3) [6]	8.1 (12.1) [4]	0.379

Table D1b. Accounting, finance and banking: Semantic Scholar indicators of academics, publications 2012-2025 (design A). Cells give mean (SD) [median]. Departments ordered by mean h.

Department (Univ.)	N	ORCID (%)	Publications mean (SD) [median]	Citations mean (SD) [median]	h mean (SD) [median]	i10 mean (SD) [median]	Mean m
Accounting and Finance (HMU)	11	66.7	43.0 (47.0) [22]	1490 (2511) [204]	11.4 (13.0) [6]	16.2 (22.6) [6]	0.609
Accounting and Finance (UThessaly)	11	81.8	32.3 (21.9) [22]	606 (651) [499]	10.9 (6.1) [9]	12.4 (11.1) [8]	0.791
Accounting and Finance (AUEB)	25	92.0	22.8 (17.8) [16]	293 (325) [165]	7.0 (4.3) [6]	6.8 (6.8) [5]	0.388
Accounting and Finance (UoP)	9	33.3	24.8 (26.4) [15]	253 (476) [57]	6.6 (6.1) [4]	6.0 (10.4) [2]	0.441
Accounting and Finance (UoM)	17	66.7	24.2 (41.9) [15]	291 (434) [100]	6.3 (6.1) [5]	6.5 (9.3) [3]	0.297
Accounting and Finance (IHU)	14	64.3	25.6 (26.8) [17]	236 (415) [89.5]	5.5 (5.4) [4.5]	4.9 (6.9) [3]	0.290
Accounting and Information Systems (IHU)	10	81.8	13.8 (13.7) [8]	161 (237) [86.5]	5.3 (4.2) [4]	4.8 (6.8) [2.5]	0.333
Accounting and Finance (UoWM)	10	75.0	13.5 (8.2) [12.5]	119 (99) [140]	4.8 (2.9) [5]	3.2 (2.8) [3]	0.470
Banking and Financial Management (UNIPI)	14	73.3	15.1 (10.9) [11.5]	255 (391) [85.5]	4.7 (3.5) [4]	4.1 (4.2) [3]	0.215
Accounting and Finance (UoI)	12	58.3	14.8 (11.7) [11.5]	102 (166) [40]	4.6 (3.3) [4]	2.9 (5.7) [0.5]	0.313
Accounting and Finance (UNIWA)	16	38.9	18.4 (22.4) [14.5]	177 (391) [61]	4.2 (4.2) [3.5]	4.1 (8.1) [2]	0.318
Total (all departments in area)	149	67.5	22.4 (25.9) [14]	345 (821) [97]	6.4 (6.0) [5]	6.4 (9.8) [3]	0.390

Table D1c. Business administration, management and marketing: Semantic Scholar indicators of academics, publications 2012-2025 (design A). Cells give mean (SD) [median]. Departments ordered by mean h.

Department (Univ.)	N	ORCID (%)	Publications mean (SD) [median]	Citations mean (SD) [median]	h mean (SD) [median]	i10 mean (SD) [median]	Mean m
Business Administration (UoWM)	8	75.0	37.4 (28.4) [33]	801 (816) [497]	11.1 (7.2) [10.5]	14.6 (14.5) [10.5]	0.804
Management Science and Technology (HMU)	11	75.0	53.1 (91.7) [22]	886 (1553) [179]	9.7 (9.9) [7]	19.6 (39.7) [5]	0.567
Business Administration of Food and Agricultural Enterprises (UPatras)	9	50.0	28.3 (24.5) [29]	593 (892) [150]	9.7 (10.0) [7]	13.2 (17.1) [5]	0.440
Marketing and Communication (AUEB)	16	63.2	19.6 (12.7) [20.5]	620 (726) [336]	8.9 (6.1) [8.5]	9.1 (8.2) [7.5]	0.400
Business Administration (UoM)	25	53.8	28.2 (26.0) [22]	495 (602) [107]	8.8 (7.5) [6]	10.8 (12.0) [4]	0.412
Business and Tourism Management (HMU)	16	70.6	32.4 (41.0) [11.5]	523 (795) [109.5]	8.1 (8.8) [5]	12.0 (17.5) [3]	0.502
Business Administration (UPatras)	19	94.7	28.9 (31.9) [17]	415 (656) [82]	8.0 (7.0) [6]	8.7 (12.8) [4]	0.401
Business Administration (UThessaly)	15	40.0	28.7 (38.1) [8]	523 (876) [35]	7.2 (7.9) [4]	9.3 (13.5) [1]	0.358
Management Science and Technology (AUEB)	19	60.0	16.6 (11.8) [15]	285 (340) [202]	6.8 (5.3) [7]	6.3 (6.4) [6]	0.382
Management Science and Technology (UoP)	10	60.0	26.7 (25.2) [20.5]	250 (315) [81.5]	6.6 (5.6) [4.5]	6.6 (8.7) [2.5]	0.417
Business Administration (UNIPI)	20	47.6	18.2 (14.7) [19.5]	203 (224) [134.5]	6.0 (4.8) [6.5]	5.7 (6.0) [4]	0.264
Business Administration (IHU)	11	66.7	20.4 (18.9) [15]	166 (244) [65]	5.9 (4.3) [5]	4.6 (6.9) [2]	0.318
Organisation Management, Marketing and Tourism (IHU)	20	65.2	19.5 (33.5) [10.5]	309 (727) [83.5]	5.9 (6.9) [4.5]	7.5 (17.5) [3]	0.343
Business Administration (UAegean)	17	58.8	15.9 (17.3) [15]	225 (461) [74]	5.5 (5.3) [5]	4.6 (7.5) [2]	0.366
Business and Organization Administration (UoP)	12	33.3	17.6 (29.0) [5.5]	381 (863) [81.5]	5.2 (8.0) [2.5]	7.7 (16.7) [2]	0.332
Management Science and Technology (IHU)	13	64.3	16.8 (14.0) [21]	231 (237) [120]	5.2 (3.9) [6]	4.6 (3.9) [4]	0.267

Department (Univ.)	N	ORCID (%)	Publications mean (SD) [median]	Citations mean (SD) [median]	h mean (SD) [median]	i10 mean (SD) [median]	Mean m
Business Administration (AUEB)	27	44.8	14.0 (18.1) [10]	199 (287) [63]	4.9 (4.7) [4]	4.3 (6.1) [2]	0.274
Business Administration (NKUA)	12	50.0	15.1 (18.2) [11.5]	246 (509) [84]	4.8 (5.6) [3.5]	4.9 (9.9) [2]	0.337
Management Science and Technology (UoWM)	5	20.0	9.2 (13.7) [4]	76 (94) [57]	2.4 (2.8) [1]	1.8 (1.9) [1]	0.254
Total (all departments in area)	285	58.1	22.9 (30.6) [15]	379 (655) [95]	6.9 (6.6) [5]	8.0 (13.6) [3]	0.379

Table D1d. Economics: Semantic Scholar lifetime indicators of academics. Cells give mean (SD) [median]; ordered by mean lifetime h.

Department (Univ.)	N	Publications mean (SD) [median]	Citations mean (SD) [median]	h mean (SD) [median]	i10 mean (SD) [median]
Economics (UoM)	18	56.5 (68.7) [25.5]	1180 (2037) [436.5]	13.3 (11.8) [8.5]	22.5 (34.6) [7.5]
Economics (UPatras)	17	52.1 (67.7) [31]	1064 (1491) [555]	12.8 (11.8) [10]	20.2 (28.2) [10]
Economics and Sustainable Development (HUA)	6	31.8 (34.5) [17]	928 (1359) [481]	12.0 (11.5) [9]	17.5 (22.7) [9]
Economics (UNIPI)	20	41.8 (30.7) [37.5]	649 (664) [529]	11.4 (6.3) [12]	15.0 (12.7) [14]
Economics (AUEB)	18	38.8 (29.1) [30]	727 (840) [364]	11.2 (6.0) [10]	14.3 (12.5) [10]
Economics (UoI)	16	36.4 (41.1) [19.5]	964 (1911) [212.5]	11.1 (13.9) [6]	16.6 (31.5) [3.5]
Economic and Regional Development (Panteion)	20	38.0 (34.0) [25]	1038 (1868) [418.5]	10.9 (9.5) [8.5]	14.3 (18.6) [7.5]
Economics (UoP)	11	35.0 (33.5) [27]	643 (571) [602]	10.3 (7.5) [12]	13.3 (11.6) [13]
Economics (AUTH)	28	37.8 (28.1) [36]	886 (1039) [611]	10.2 (7.4) [9.5]	12.4 (12.1) [9.5]
Economics (UThessaly)	22	44.9 (55.0) [25]	798 (1485) [138]	10.1 (10.1) [6.5]	14.4 (22.2) [4.5]
Economics (UoC)	21	29.3 (24.5) [18]	575 (717) [251]	9.8 (7.0) [8]	10.5 (11.1) [5]
International and European Economic Studies (AUEB)	23	37.3 (33.5) [27]	669 (708) [547]	9.7 (7.4) [10]	12.3 (13.2) [10]
Economics (NKUA)	20	35.4 (46.0) [16.5]	551 (859) [98]	8.9 (9.5) [5.5]	13.8 (23.9) [3]
Economics (UoWM)	9	26.4 (26.4) [18]	452 (687) [250]	8.7 (7.9) [7]	9.6 (11.3) [7]
Economics (DUTH)	14	32.8 (23.3) [29.5]	296 (371) [144]	7.9 (4.9) [7]	8.5 (9.1) [6]
International and European Economic Studies (UoWM)	6	30.7 (26.5) [25]	493 (959) [107]	7.2 (7.6) [5]	8.7 (13.1) [4]
Agricultural Economics and Rural Development (AUA)	23	26.1 (29.6) [19]	382 (713) [138]	7.1 (7.0) [6]	7.8 (11.0) [4]
Total (all departments in area) ()	292	37.9 (40.0) [26.5]	736 (1186) [276.5]	10.2 (8.8) [8]	13.7 (19.0) [7.5]

Table D1e. Accounting, finance and banking: Semantic Scholar lifetime indicators of academics. Cells give mean (SD) [median]; ordered by mean lifetime h.

Department (Univ.)	N	Publications mean (SD) [median]	Citations mean (SD) [median]	h mean (SD) [median]	i10 mean (SD) [median]
Accounting and Finance (HMU)	11	62.0 (85.3) [26]	3269 (7100) [231]	17.0 (25.1) [7]	28.6 (50.7) [7]
Accounting and Finance (UThessaly)	11	36.3 (22.0) [24]	821 (847) [593]	11.6 (6.0) [12]	13.9 (11.0) [13]
Accounting and Finance (AUEB)	25	34.7 (28.4) [27]	621 (753) [366]	10.7 (7.0) [9]	12.6 (12.1) [9]
Banking and Financial Management (UNIPI)	14	32.0 (23.5) [29]	1641 (4095) [383]	9.9 (7.6) [9.5]	11.6 (11.1) [10]
Accounting and Finance (UoP)	9	29.3 (31.4) [15]	479 (848) [87]	7.7 (7.3) [5]	8.0 (13.9) [3]
Accounting and Finance (UoM)	17	33.7 (65.1) [20]	425 (715) [145]	7.5 (7.0) [7]	9.4 (15.8) [5]
Accounting and Finance (IHU)	14	34.9 (34.5) [26.5]	529 (812) [199]	7.0 (6.6) [6.5]	7.8 (9.4) [6]
Accounting and Information Systems (IHU)	10	19.7 (19.1) [11.5]	395 (458) [122]	6.8 (5.5) [5]	7.0 (8.9) [3.5]
Accounting and Finance (UoWM)	10	17.1 (12.0) [17]	139 (110) [187]	5.2 (3.2) [5.5]	4.0 (3.5) [4.5]
Accounting and Finance (UoI)	12	16.5 (12.1) [13.5]	142 (183) [57.5]	4.9 (3.3) [4.5]	3.2 (5.6) [1]
Accounting and Finance (UNIWA)	16	22.8 (27.6) [17.5]	208 (434) [61.5]	4.6 (4.4) [4.5]	4.9 (9.3) [2]
Total (all departments in area) ()	149	31.2 (39.5) [20]	757 (2424) [213]	8.5 (9.3) [7]	10.2 (17.8) [5]

Table D1f. Business administration, management and marketing: Semantic Scholar lifetime indicators of academics. Cells give mean (SD) [median]; ordered by mean lifetime h.

Department (Univ.)	N	Publications mean (SD) [median]	Citations mean (SD) [median]	h mean (SD) [median]	i10 mean (SD) [median]
Marketing and Communication (AUEB)	16	34.1 (19.9) [30.5]	1712 (1530) [997.5]	14.9 (8.2) [13.5]	18.1 (13.0) [15]
Management Science and Technology (AUEB)	19	41.3 (35.7) [34]	1174 (1514) [565]	13.3 (11.4) [11]	18.2 (19.4) [14]
Business Administration of Food and Agricultural Enterprises (UPatras)	9	43.1 (38.4) [31]	1090 (1578) [151]	12.9 (12.5) [7]	19.9 (24.3) [5]
Business Administration (UoWM)	8	45.4 (29.8) [40.5]	960 (868) [770.5]	12.8 (6.5) [11.5]	17.2 (14.2) [14.5]
Business Administration (UoM)	25	41.8 (35.4) [40]	1008 (1250) [553]	12.4 (10.2) [15]	17.6 (18.0) [17]
Business Administration (UThessaly)	15	49.2 (56.8) [19]	1912 (4285) [165]	11.8 (13.3) [7]	21.1 (29.5) [4]
Management Science and Technology (HMU)	11	65.4 (100.2) [37]	1122 (1766) [308]	11.4 (10.5) [7]	23.1 (41.5) [5]
Business Administration (UPatras)	19	40.8 (39.2) [27]	648 (831) [331]	9.8 (7.9) [8]	13.1 (16.5) [7]

Department (Univ.)	N	Publications mean (SD) [median]	Citations mean (SD) [median]	h mean (SD) [median]	i10 mean (SD) [median]
Business and Tourism Management (HMU)	16	38.8 (46.3) [18]	733 (1105) [226]	9.2 (9.1) [6]	13.4 (18.5) [5]
Organisation Management, Marketing and Tourism (IHU)	20	32.8 (55.2) [19]	667 (1727) [260]	8.9 (10.3) [6]	13.8 (31.9) [5.5]
Management Science and Technology (IHU)	13	27.5 (23.6) [27]	705 (791) [410]	8.4 (6.2) [8]	8.8 (8.1) [7]
Business Administration (UNIPI)	20	26.8 (18.1) [25]	458 (498) [301.5]	8.2 (5.5) [8.5]	9.3 (8.5) [7]
Management Science and Technology (UoP)	10	34.4 (27.5) [35.5]	326 (346) [141.5]	8.0 (6.1) [5.5]	8.3 (9.5) [2.5]
Business Administration (IHU)	11	31.1 (31.7) [20]	447 (773) [146]	7.7 (7.0) [6]	9.1 (13.6) [5]
Business Administration (AUEB)	27	22.7 (32.5) [10]	540 (893) [64]	7.2 (7.4) [5]	8.2 (13.2) [3]
Business Administration (UAegean)	17	20.7 (21.6) [16]	313 (584) [94]	6.6 (6.8) [5]	6.7 (10.5) [2]
Business and Organization Administration (UoP)	12	21.0 (32.2) [8]	395 (877) [86]	5.6 (8.3) [2.5]	8.0 (17.0) [2]
Business Administration (NKUA)	12	20.3 (27.6) [13.5]	363 (855) [89.5]	5.5 (7.0) [4]	6.4 (14.3) [2]
Management Science and Technology (UoWM)	5	13.2 (17.9) [4]	87 (86) [57]	2.6 (2.6) [1]	2.0 (1.7) [1]
Total (all departments in area) ()	285	34.2 (40.3) [22]	796 (1494) [208]	9.6 (9.0) [6]	13.0 (19.4) [5]

Table D2a. Semantic Scholar: indicators by academic grade and area, publications 2012-2025 and lifetime (design A). Cells give mean (SD) [median].

Area	Grade	N	Pubs 2012-25 mean (SD) [median]	Cites 2012-25 mean (SD) [median]	h 2012-25 mean (SD) [median]	i10 2012-25 mean (SD) [median]	h lifetime mean (SD) [median]	i10 lifetime mean (SD) [median]	Cites lifetime mean (SD) [median]
ECON	Associate/Assistant professor	130	24.0 (25.3) [17]	296 (402) [170]	7.1 (4.7) [6.5]	7.0 (8.1) [5]	8.8 (6.5) [7.5]	9.8 (12.8) [6.5]	515 (824) [224]
ECON	Grade not stated	28	28.0 (25.2) [19]	699 (1343) [298.5]	9.3 (8.4) [6.5]	11.4 (14.3) [6]	11.4 (9.7) [8.5]	15.4 (19.0) [7.5]	1031 (1705) [418.5]
ECON	Professor	134	24.6 (29.4) [17]	403 (790) [142]	7.0 (7.1) [6]	8.5 (14.5) [4]	11.4 (10.2) [10]	17.1 (23.1) [11]	889 (1319) [418]
FIN	Associate/Assistant professor	82	23.3 (28.2) [15]	422 (1034) [98.5]	7.0 (6.7) [5]	7.0 (10.8) [3.5]	8.7 (10.7) [6]	10.3 (20.6) [5]	945 (3171) [184.5]
FIN	Lecturer	10	4.9 (3.5) [4]	41 (58) [8.5]	2.6 (2.1) [2]	1.1 (1.4) [0.5]	2.7 (2.2) [2]	1.2 (1.6) [0.5]	46 (70) [8.5]
FIN	Professor	57	24.3 (23.8) [16]	287 (453) [112]	6.2 (5.1) [5]	6.4 (9.0) [3]	9.3 (7.4) [8]	11.4 (14.3) [7]	610 (903) [254]
BUS	Associate/Assistant professor	153	25.2 (35.4) [16]	407 (724) [108]	7.2 (7.0) [5]	8.7 (15.7) [4]	8.7 (8.1) [6]	11.2 (17.8) [5]	614 (1005) [169]
BUS	Lecturer	2	12.5 (17.7) [12.5]	350 (495) [350]	5.0 (7.1) [5]	5.0 (7.1) [5]	5.5 (6.4) [5.5]	5.5 (6.4) [5.5]	378 (455) [378]
BUS	Professor	130	20.3 (23.9) [13]	346 (570) [82.5]	6.5 (6.2) [5]	7.2 (10.8) [3]	10.6 (9.9) [8]	15.3 (21.0) [6]	1015 (1906) [334.5]
All areas	Associate/Assistant professor	365	24.4 (30.5) [16]	371 (719) [129]	7.1 (6.2) [6]	7.8 (12.3) [4]	8.7 (8.2) [7]	10.5 (16.9) [5]	653 (1711) [194]
All areas	Grade not stated	28	28.0 (25.2) [19]	699 (1343) [298.5]	9.3 (8.4) [6.5]	11.4 (14.3) [6]	11.4 (9.7) [8.5]	15.4 (19.0) [7.5]	1031 (1705) [418.5]
All areas	Lecturer	12	6.2 (6.9) [4]	92 (199) [8.5]	3.0 (3.0) [2]	1.8 (2.9) [0.5]	3.2 (3.0) [2]	1.9 (2.9) [1]	102 (199) [29.5]
All areas	Professor	321	22.8 (26.3) [15]	359 (654) [110]	6.7 (6.4) [5]	7.6 (12.2) [3]	10.7 (9.7) [8]	15.3 (21.0) [8]	891 (1533) [341]

Table D2b. Semantic Scholar: indicators by university over all evaluated members of its core departments, 2012-2025 and lifetime. Cells give mean (SD) [median].

University	Depts	TRS	N	Pubs 2012-25 mean (SD) [median]	Cites 2012-25 mean (SD) [median]	h 2012-25 mean (SD) [median]	i10 2012-25 mean (SD) [median]	h lifetime mean (SD) [median]	i10 lifetime mean (SD) [median]	Cites lifetime mean (SD) [median]
HMU	3	41	38	41.5 (60.3) [16.5]	908 (1667) [156]	9.6 (10.3) [5.5]	15.4 (26.4) [5]	12.1 (15.7) [6.5]	20.6 (36.7) [5.5]	1580 (4023) [269.5]
Panteion	1	22	20	28.8 (25.6) [19]	746 (1528) [298.5]	9.3 (8.9) [6.5]	11.2 (15.4) [6]	10.9 (9.5) [8.5]	14.3 (18.6) [7.5]	1038 (1868) [418.5]
UPatras	3	47	45	31.5 (35.0) [18]	480 (679) [204]	8.8 (7.8) [7]	11.0 (14.4) [5]	11.5 (10.3) [8]	17.1 (22.8) [8]	894 (1260) [430]
UThessaly	3	49	48	32.2 (37.5) [17.5]	579 (962) [197]	8.8 (7.9) [7]	11.0 (14.8) [5.5]	11.0 (10.3) [8]	16.4 (22.7) [6.5]	1151 (2622) [220]
UoM	3	65	60	29.3 (36.9) [16.5]	489 (881) [139]	8.2 (7.6) [6]	10.2 (15.9) [4]	11.3 (10.1) [7.5]	16.8 (23.9) [6]	895 (1436) [308.5]
HUA	1	7	6	19.5 (20.5) [16]	384 (405) [270]	8.2 (7.2) [8]	9.7 (10.0) [8.5]	12.0 (11.5) [9]	17.5 (22.7) [9]	928 (1359) [481]
UoC	1	21	21	19.9 (19.6) [14]	316 (439) [117]	7.5 (5.6) [6]	7.0 (8.3) [4]	9.8 (7.0) [8]	10.5 (11.1) [5]	575 (717) [251]
DUTH	1	19	14	27.0 (19.8) [24]	270 (363) [141.5]	7.3 (4.5) [7]	7.4 (8.1) [5.5]	7.9 (4.9) [7]	8.5 (9.1) [6]	296 (371) [144]
AUTH	1	29	28	23.4 (17.6) [23]	410 (520) [249]	7.1 (5.6) [6]	7.3 (8.7) [5]	10.2 (7.4) [9.5]	12.4 (12.1) [9.5]	886 (1039) [611]
UNIPI	3	60	54	21.1 (18.6) [19]	266 (326) [134.5]	6.5 (4.7) [6]	6.6 (7.0) [4]	9.8 (6.4) [9.5]	12.0 (10.9) [10]	835 (2145) [381.5]
AUEB	6	137	128	18.6 (15.8) [15.5]	287 (393) [147]	6.5 (4.7) [6]	6.0 (6.3) [5]	10.7 (8.2) [10]	13.4 (14.2) [10]	846 (1096) [420.5]
UoWM	5	42	38	21.2 (20.7) [17.5]	346 (573) [115.5]	6.5 (5.6) [5]	6.8 (9.5) [4]	7.6 (6.6) [6]	8.6 (11.0) [5]	435 (688) [203.5]
UoP	4	48	42	21.6 (23.8) [13.5]	303 (546) [81.5]	6.2 (6.0) [4]	6.7 (10.9) [2.5]	7.8 (7.3) [5.5]	9.4 (13.2) [3.5]	462 (684) [117]
AUA	1	23	23	18.0 (18.9) [14]	243 (441) [94]	5.8 (5.4) [5]	5.6 (8.1) [4]	7.1 (7.0) [6]	7.8 (11.0) [4]	382 (713) [138]
IHU	5	74	68	19.5 (24.2) [12]	234 (462) [85]	5.6 (5.2) [5]	5.6 (10.7) [3]	7.9 (7.6) [6]	9.8 (19.1) [5.5]	570 (1103) [210.5]
NKUA	2	39	32	19.9 (29.8) [10.5]	279 (545) [63]	5.6 (6.6) [3.5]	7.0 (14.8) [2]	7.7 (8.7) [5]	11.0 (20.9) [2]	481 (849) [94]
UAegean	1	17	17	15.9 (17.3) [15]	225 (461) [74]	5.5 (5.3) [5]	4.6 (7.5) [2]	6.6 (6.8) [5]	6.7 (10.5) [2]	313 (584) [94]
UoI	2	29	28	16.0 (12.7) [13]	172 (245) [79]	5.0 (4.0) [4]	3.8 (5.8) [1]	8.4 (11.1) [5]	10.9 (24.7) [1.5]	612 (1488) [110.5]
UNIWA	1	18	16	18.4 (22.4) [14.5]	177 (391) [61]	4.2 (4.2) [3.5]	4.1 (8.1) [2]	4.6 (4.4) [4.5]	4.9 (9.3) [2]	208 (434) [61.5]
All universities	47	787	726	23.5 (28.3) [16]	374 (722) [117]	7.0 (6.4) [5]	7.7 (12.3) [4]	9.6 (9.0) [7]	12.7 (18.9) [6]	764 (1625) [233.5]

Table D2c. Semantic Scholar: distribution of the member-level metrics by area and nation-wide (first panel of each area: publications 2012-2025; second panel: lifetime values).

Area	Publication window	Metric	N	Mean	SD	Median	Q1	Q3	Min	Max
ECON	Publications 2012-2025	h-index	292	7.3	6.3	6	3	10	0	39
		i10-index	292	8.1	12.1	4	1	10	0	97
		Citations	292	383.8	733.1	159.5	36.25	394.5	0	6892
		Publications	292	24.6	27.2	17.5	7.75	30	0	172
	Lifetime (all years)	h-index	292	10.2	8.8	8	4	14	0	53
		i10-index	292	13.7	19.0	7.5	2	17.25	0	133
		Citations	292	736.4	1186.1	276.5	61	938.75	0	8374
		Publications	292	37.9	40.0	26.5	11	52	0	262
FIN	Publications 2012-2025	h-index	149	6.4	6.0	5	3	8	0	35
		i10-index	149	6.4	9.8	3	1	7	0	59
		Citations	149	344.5	820.8	97	35	317	0	6606
		Publications	149	22.4	25.9	14	8	25	0	179
	Lifetime (all years)	h-index	149	8.5	9.3	7	3	11	0	84
		i10-index	149	10.2	17.8	5	1	11	0	163
		Citations	149	757.0	2423.6	213	46	588	0	23603
		Publications	149	31.2	39.5	20	9	40	1	279
BUS	Publications 2012-2025	h-index	285	6.9	6.6	5	2	10	0	34
		i10-index	285	8.0	13.6	3	0	10	0	136
		Citations	285	378.9	655.4	95	11	438	0	4691
		Publications	285	22.9	30.6	15	4	30	0	318
	Lifetime (all years)	h-index	285	9.6	9.0	6	2	14	0	48
		i10-index	285	13.0	19.4	5	1	18	0	147
		Citations	285	795.5	1494.2	208	39	934	0	16773
		Publications	285	34.2	40.3	22	7	45	0	348
All areas	Publications 2012-2025	h-index	726	7.0	6.4	5	2	9	0	39
		i10-index	726	7.7	12.3	4	1	9	0	136
		Citations	726	373.8	722.3	117	24.25	394.75	0	6892
		Publications	726	23.5	28.3	16	6	29	0	318
	Lifetime (all years)	h-index	726	9.6	9.0	7	3	13	0	84
		i10-index	726	12.7	18.9	6	1	16	0	163
		Citations	726	763.8	1624.5	233.5	45.25	813.5	0	23603
		Publications	726	35.1	40.0	23	9	47	0	348

Table D3. Semantic Scholar: Mann-Whitney U test of the 2012-2025 h-index between academics with and without a public ORCID iD, by area (design A).

Area	n with ORCID	n without	Mean h with	Mean h without	U	p-value	α = 0.05
BUS	173	112	8.13	4.94	12519.5	0.0000	s
ECON	198	94	7.55	6.78	11018.0	0.0109	s
FIN	106	43	7.14	4.60	3246.0	0.0001	s

Table D4a. Economics: Semantic Scholar documents 2012-2025 per department (design B). Ordered by citations per TRS member; ranks within area and within university.

Department (Univ.)	TRS	No profile	Papers	Citations	Papers/ TRS	Cit./TRS	Cit./paper	Rank cit/TRS (area)	Rank cit/paper (area)	Rank in univ. (cit/TRS)
Economic and Regional Development (Panteion)*	22	2	518	12764	23.55	580.18	24.64			
Economics (UThessaly)	23	1	748	13091	32.52	569.17	17.50	1	4	1

Department (Univ.)	TRS	No profile	Papers	Citations	Papers/ TRS	Cit./TRS	Cit./paper	Rank cit/TRS (area)	Rank cit/paper (area)	Rank in univ. (cit/TRS)
Economics (UoM)	21	3	618	11465	29.43	545.95	18.55	2	1	1
Economics (UPatras)	18	1	581	7774	32.28	431.89	13.38	3	10	2
Economics (AUTH)	29	1	618	10909	21.31	376.17	17.65	4	3	1
International and European Economic Studies (UoWM)	7	1	141	2585	20.14	369.29	18.33	5	2	2
Economics and Sustainable Development (HUA)*	7	1	116	2296	16.57	328.00	19.79			
Economics (UoC)	21	0	400	6413	19.05	305.38	16.03	6	6	1
Economics (UoP)	11	0	201	3334	18.27	303.09	16.59	7	5	1
Economics (UNIPI)	24	4	545	6450	22.71	268.75	11.83	8	13	1
Economics (NKUA)	23	3	456	5983	19.83	260.13	13.12	9	11	1
Economics (UoWM)	10	1	160	2424	16.00	242.40	15.15	10	7	3
Agricultural Economics and Rural Development (AUA)	23	0	375	5353	16.30	232.74	14.27	11	8	1
Economics (UoI)	17	1	253	3521	14.88	207.12	13.92	12	9	1
International and European Economic Studies (AUEB)	24	1	385	4585	16.04	191.04	11.91	13	12	4
Economics (DUTH)	19	5	345	3577	18.16	188.26	10.37	14	14	1
Economics (AUEB)	20	2	368	3696	18.40	184.80	10.04	15	15	5

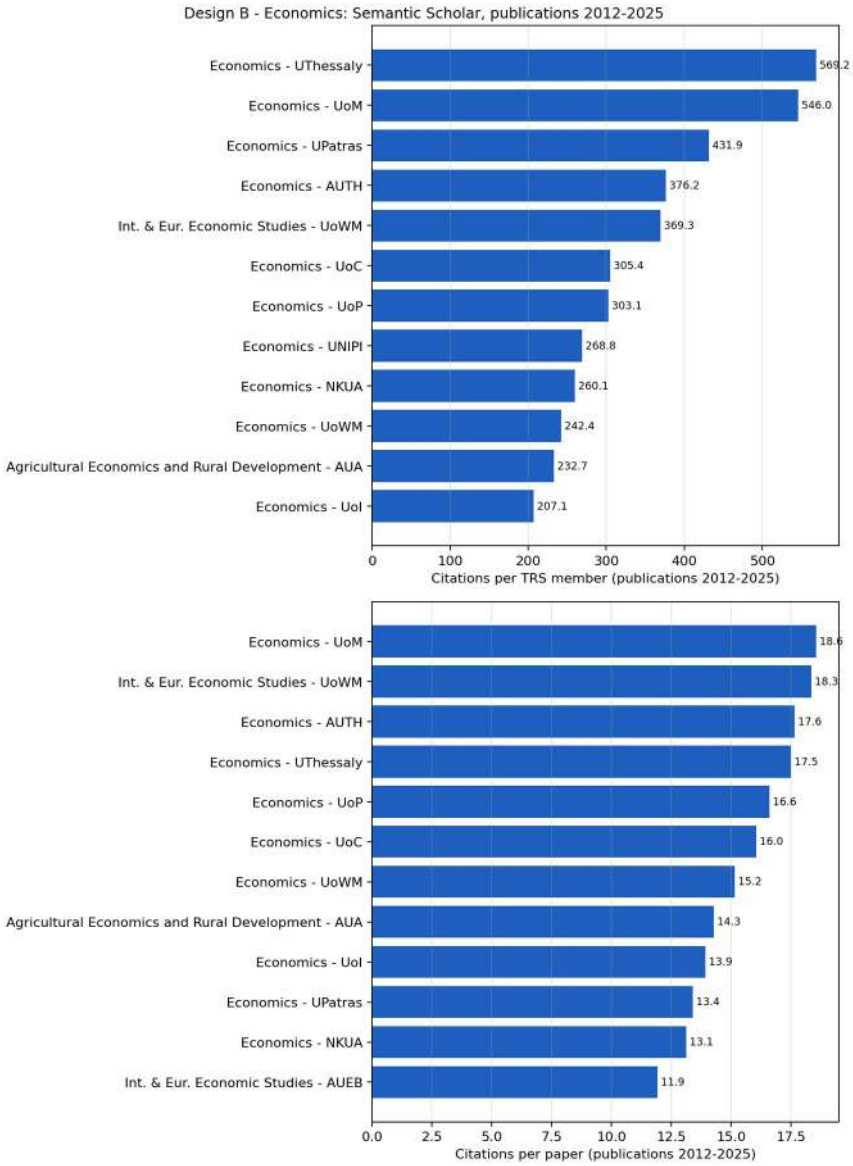

Figure D1. Economics: citations per TRS member (top) and citations per paper (bottom), Semantic Scholar documents 2012-2025, design B.

Table D4b. Accounting, finance and banking: Semantic Scholar documents 2012-2025 per department (design B). Ordered by citations per TRS member; ranks within area and within university.

Department (Univ.)	TRS	No profile	Papers	Citations	Papers/ TRS	Cit./TRS	Cit./paper	Rank cit/TRS (area)	Rank cit/paper (area)	Rank in univ. (cit/TRS)
Accounting and Finance (HMU)	12	1	451	16246	37.58	1353.83	36.02	1	1	1
Accounting and Finance (UThessaly)	11	0	317	6114	28.82	555.82	19.29	2	2	2
Accounting and Finance (UoM)	18	1	393	4864	21.83	270.22	12.38	3	5	3
Accounting and Finance (AUEB)	25	0	475	6549	19.00	261.96	13.79	4	4	2
Banking and Financial Management (UNIPI)	15	1	211	3568	14.07	237.87	16.91	5	3	2
Accounting and Finance (IHU)	14	0	284	2930	20.29	209.29	10.32	6	7	2
Accounting and Finance (UoP)	12	3	221	2264	18.42	188.67	10.24	7	8	4
Accounting and Finance (UNIWA)	18	2	287	2787	15.94	154.83	9.71	8	9	1
Accounting and Information Systems (IHU)	11	1	131	1521	11.91	138.27	11.61	9	6	5
Accounting and Finance (UoWM)	12	2	132	1170	11.00	97.50	8.86	10	10	4
Accounting and Finance (UoI)	12	0	156	1136	13.00	94.67	7.28	11	11	2

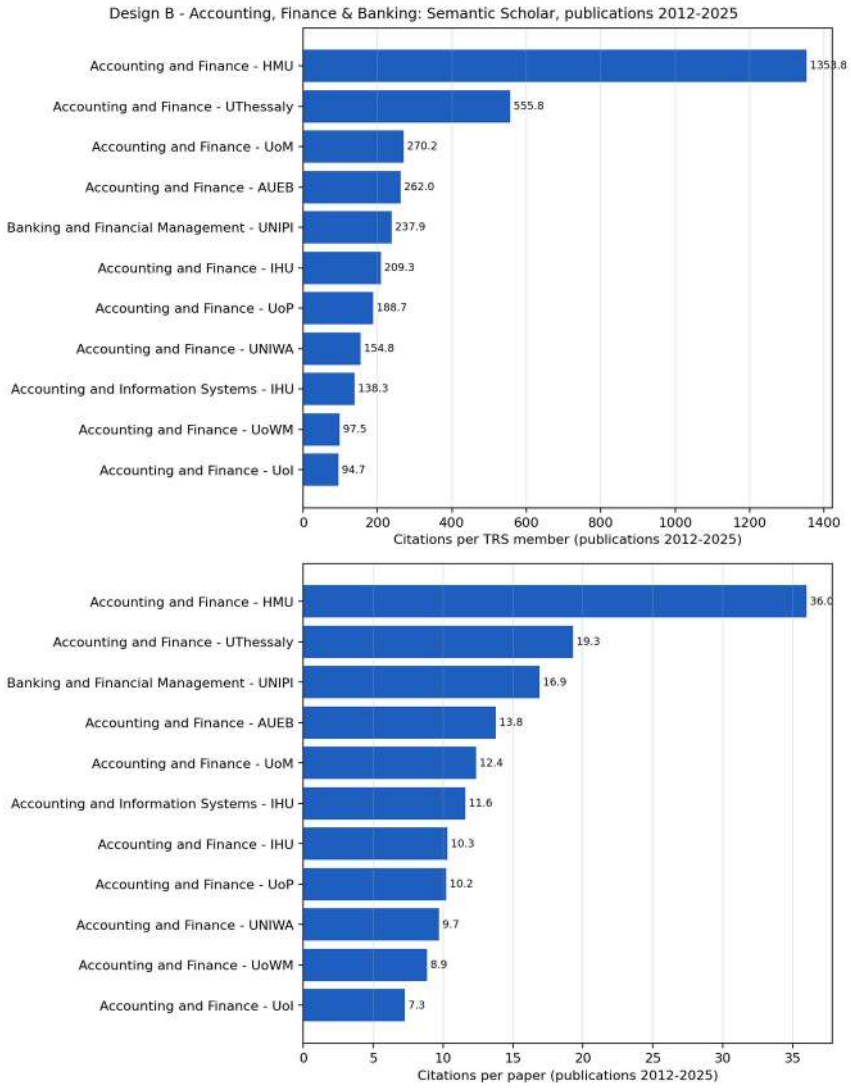

Figure D2. Accounting, finance and banking: citations per TRS member (top) and citations per paper (bottom), Semantic Scholar documents 2012-2025, design B.

Table D4c. Business administration, management and marketing: Semantic Scholar documents 2012-2025 per department (design B). Ordered by citations per TRS member; ranks within area and within university.

Department (Univ.)	TRS	No profile	Papers	Citations	Papers/ TRS	Cit./TRS	Cit./paper	Rank cit/TRS (area)	Rank cit/paper (area)	Rank in univ. (cit/TRS)
Management Science and Technology (HMU)	12	1	536	9163	44.67	763.58	17.10	1	7	2
Business Administration (UoWM)	8	0	254	5490	31.75	686.25	21.61	2	3	1
Business Administration of Food and Agricultural Enterprises (UPatras)	10	1	249	5300	24.90	530.00	21.29	3	4	1
Marketing and Communication (AUEB)	19	3	299	9631	15.74	506.89	32.21	4	1	1
Business Administration (UoM)	26	1	663	12004	25.50	461.69	18.11	5	6	2
Business Administration (UThessaly)	15	0	365	6874	24.33	458.27	18.83	6	5	3
Business and Tourism Management (HMU)	17	1	477	7695	28.06	452.65	16.13	7	10	3
Business Administration (UPatras)	19	0	521	7753	27.42	408.05	14.88	8	12	3
Business and Organization Administration (UoP)	15	3	197	4306	13.13	287.07	21.86	9	2	2
Management Science and Technology (AUEB)	20	1	294	4906	14.70	245.30	16.69	10	9	3
Management Science and Technology (UoP)	10	0	262	2393	26.20	239.30	9.13	11	17	3

Department (Univ.)	TRS	No profile	Papers	Citations	Papers/ TRS	Cit./TRS	Cit./paper	Rank cit/TRS (area)	Rank cit/paper (area)	Rank in univ. (cit/TRS)
Organisation Management, Marketing and Tourism (IHU)	23	3	350	5481	15.22	238.30	15.66	12	11	1
Business Administration (UAegean)	17	0	259	3729	15.24	219.35	14.40	13	13	1
Management Science and Technology (IHU)	14	1	188	2662	13.43	190.14	14.16	14	14	3
Business Administration (NKUA)	16	4	173	2944	10.81	184.00	17.02	15	8	2
Business Administration (AUEB)	29	2	365	5168	12.59	178.21	14.16	16	14	6
Business Administration (UNIPI)	21	1	310	3452	14.76	164.38	11.14	17	16	3
Business Administration (IHU)	12	1	197	1682	16.42	140.17	8.54	18	18	4
Management Science and Technology (UoWM)	5	0	43	321	8.60	64.20	7.47	19	19	5

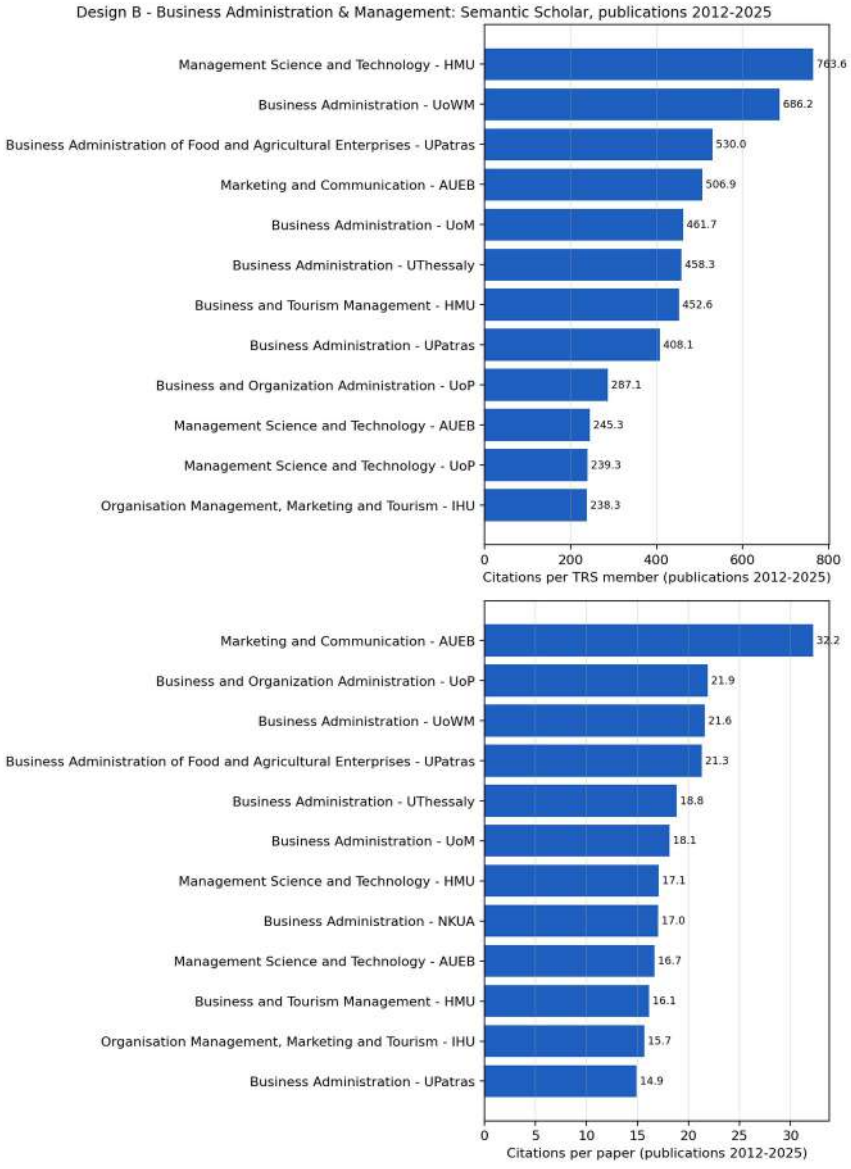

Figure D3. Business administration, management and marketing: citations per TRS member (top) and citations per paper (bottom), Semantic Scholar documents 2012-2025, design B.

Table D5a. Economics: top-20 academics by Semantic Scholar h-index, publications 2012-2025 (design A), with ranks within department / university / area / all and lifetime h / i10 / citations.

Academic	Department (Univ.)	h	i10	Cites	Pubs	Rank h dept/univ/area/all	Composite (area)	Lifetime h / i10 / cites	Conf.
Filis George	Economic and Regional Development (Panteion)	39	62	6892	91	1/1/1/1	1.4	40 / 69 / 8088	L

Academic	Department (Univ.)	h	i10	Cites	Pubs	Rank h dept/univ/area/all	Composite (area)	Lifetime h / i10 / cites	Conf.
Fountas Stylianos	Economics (UoM)	37	97	5828	166	1/1/2/2	2.0	45 / 133 / 8374	L
Tzeremes Nikolaos	Economics (UThessaly)	34	72	3701	133	1/1/3/4	3.6	37 / 91 / 4725	H
Bellou Victoria	Economics (UThessaly)	26	39	4162	71	2/2/4/11	4.7	34 / 54 / 5115	L
Katsikis Vasileios	Economics (NKUA)	26	73	2390	130	1/1/4/11	4.6	29 / 84 / 2752	L
Panagiotidis Theodore	Economics (UoM)	26	47	2248	127	2/2/4/11	5.4	31 / 76 / 3565	M
Stavropoulos Spyridon	Economics (UPatras)	26	52	2163	159	1/2/4/11	4.2	44 / 108 / 6016	L
Gkorezis Panagiotis	Economics (AUTH)	26	42	1844	72	1/1/4/11	7.6	28 / 45 / 1994	M
Giannakis Elias	Agricultural Economics and Rural Development (AUA)	22	30	1952	74	1/1/9/22	11.0	31 / 46 / 3312	L
Giannakopoulos Nicholas	Economics (UPatras)	22	43	1378	125	2/4/9/22	9.8	27 / 61 / 2276	L
Kartalis Nikolaos	International and European Economic Studies (UoWM)	21	33	2264	74	1/2/11/29	9.1	22 / 35 / 2446	L
Iatridis Georgios	Economics (UThessaly)	21	24	1657	44	3/5/11/29	15.8	25 / 34 / 2770	L
Tsekouras Kostas	Economics (UPatras)	21	27	1367	58	3/6/11/29	16.4	29 / 46 / 2422	L
Degiannakis Stavros	Economic and Regional Development (Panteion)	20	34	2018	80	2/2/14/35	11.3	27 / 51 / 3743	M
Tsagris Michail	Economics (UoC)	20	31	1578	81	1/1/14/35	12.8	21 / 32 / 1646	M
Gaganis Chrysovalantis	Economics (UoC)	20	24	1426	53	1/1/14/35	18.4	29 / 43 / 2424	M
Vozikis Athanasios	Economics (UNIPI)	20	34	1397	79	1/1/14/35	14.7	21 / 37 / 1483	L
Bartzokas Antonios	Economics (NKUA)	19	29	1048	66	2/3/18/43	20.4	33 / 75 / 2726	L
Plakandaras Vasileios	Economics (DUTH)	18	29	1366	56	1/1/19/47	21.6	18 / 30 / 1376	L
Tselios Vassilis	Economic and Regional Development (Panteion)	18	28	945	55	3/3/19/47	25.1	22 / 37 / 1565	M

Table D5b. Accounting, finance and banking: top-20 academics by Semantic Scholar h-index, publications 2012-2025 (design A), with ranks within department / university / area / all and lifetime h / i10 / citations.

Academic	Department (Univ.)	h	i10	Cites	Pubs	Rank h dept/univ/area/all	Composite (area)	Lifetime h / i10 / cites	Conf.
Vasileiou Evangelos	Accounting and Finance (HMU)	35	59	6049	140	1/1/1/3	1.5	84 / 163 / 23603	L
Chatziantoniou Ioannis	Accounting and Finance (HMU)	32	45	6606	71	2/3/2/6	1.9	32 / 45 / 6606	H
Floros Christos	Accounting and Finance (HMU)	26	48	2624	112	3/5/3/11	3.0	34 / 77 / 4531	M
Tzeremes Panagiotis	Accounting and Finance (UThessaly)	26	40	2432	84	1/2/3/11	4.0	26 / 40 / 2436	M
Alexandridis Antonis	Accounting and Finance (UoM)	23	35	1624	179	1/3/5/20	2.1	27 / 64 / 2866	L
Dimitropoulos Panagiotis	Accounting and Finance (UoP)	21	32	1471	91	1/2/6/29	5.5	25 / 43 / 2411	M
Chatzoudes Dimitrios	Accounting and Finance (IHU)	19	25	1568	60	1/2/7/43	7.8	21 / 27 / 2420	L
Tsekrekos Andrianos	Accounting and Finance (AUEB)	18	28	1282	78	1/4/8/47	8.3	21 / 36 / 1531	L
Sikalidis Alexandros	Accounting and Finance (UoM)	17	24	1005	55	2/9/9/52	10.8	20 / 29 / 1275	L
TSOUKNIDIS DIMITRIS	Accounting and Finance (AUEB)	17	20	923	52	2/5/9/52	11.6	17 / 20 / 923	H
Chalikias Miltiadis	Accounting and Finance (UNIWA)	16	33	1596	84	1/1/11/64	7.1	17 / 38 / 1776	L
Dritsaki Chaido	Accounting and Information Systems (IHU)	16	23	812	49	1/3/11/64	13.4	19 / 29 / 1254	H
Nerantzidis Michail	Accounting and Finance (UThessaly)	16	20	668	48	2/8/11/64	15.1	16 / 20 / 668	M
Drakos Konstantinos	Accounting and Finance (AUEB)	14	18	712	57	3/9/14/83	14.0	24 / 42 / 2697	M
Fassas Athanasios	Accounting and Finance (UThessaly)	14	20	693	43	3/11/14/83	17.0	14 / 23 / 729	M
Skiadopoulos George	Banking and Financial Management (UNIPI)	13	14	980	25	1/6/16/98	17.4	25 / 35 / 3134	L
Kyritsis Konstantinos	Accounting and Finance (UoI)	13	19	588	41	1/2/16/98	19.6	13 / 19 / 588	M
Koutoupis Andreas	Accounting and Finance (UThessaly)	13	15	531	49	4/12/16/98	17.4	13 / 16 / 593	M
BABOUKARDOS DIOGENIS	Accounting and Finance (AUEB)	11	11	790	29	4/14/19/124	20.4	11 / 11 / 795	H
Anagnostopoulou Seraina	Banking and Financial Management (UNIPI)	11	13	659	41	2/10/19/124	20.3	14 / 16 / 793	H

Table D5c. Business administration, management and marketing: top-20 academics by Semantic Scholar h-index, publications 2012-2025 (design A), with ranks within department / university / area / all and lifetime h / i10 / citations.

Academic	Department (Univ.)	h	i10	Cites	Pubs	Rank h dept/univ/area/all	Composite (area)	Lifetime h / i10 / cites	Conf.
Mastorakis George	Management Science and Technology (HMU)	34	136	4691	318	1/2/1/4	1.0	34 / 143 / 4861	L
Christou Evangelos	Organisation Management, Marketing and Tourism (IHU)	31	80	3299	156	1/1/2/7	2.0	48 / 147 / 7934	L
Psomas Evangelos	Business Administration of Food and Agricultural Enterprises (UPatras)	30	49	2698	65	1/1/3/8	5.7	36 / 60 / 4292	H
Menegaki Angeliki	Business and Tourism Management (HMU)	29	60	2764	132	1/4/4/9	4.0	32 / 65 / 4223	L
Livieris Ioannis	Business and Organization Administration (UoP)	28	59	3056	101	1/1/5/10	5.1	29 / 60 / 3110	L

Academic	Department (Univ.)	h	i10	Cites	Pubs	Rank h dept/univ/area/all	Composite (area)	Lifetime h / i10 / cites	Conf.
Rapti Andriana	Business Administration (UPatras)	25	46	2319	125	1/3/6/18	5.7	26 / 56 / 2680	L
Anthopoulos Leonidas	Business Administration (UThessaly)	24	39	2877	101	1/4/7/19	6.2	26 / 49 / 3460	H
Kalogiannidis Stavros	Business Administration (UoWM)	23	43	1681	95	1/1/8/20	10.4	23 / 43 / 1685	H
Kafetzopoulos Dimitrios	Business Administration (UoM)	22	35	2061	64	1/4/9/22	11.6	26 / 41 / 2624	L
Repoussis Panagiotis	Marketing and Communication (AUEB)	22	25	1660	29	1/1/9/22	16.3	32 / 46 / 3044	M
Lampropoulos Ioannis	Business Administration (UPatras)	22	33	1659	89	2/4/9/22	11.6	22 / 36 / 1827	L
Tsiotsou Rodoula	Business Administration (UoM)	22	29	1425	50	1/4/9/22	15.8	30 / 45 / 3466	H
TARANTILIS CHRISTOS	Management Science and Technology (AUEB)	22	24	1369	30	1/1/9/22	17.6	43 / 70 / 5779	L
LAPPAS THEODOROS	Marketing and Communication (AUEB)	21	29	1403	52	2/3/14/29	19.8	23 / 37 / 2706	M
Kalampokis Evangelos	Business Administration (UoM)	21	38	1344	103	3/6/14/29	10.7	22 / 43 / 1776	L
Lazaridis Themistoklis	Business Administration (UThessaly)	20	32	1919	64	2/6/16/35	15.5	44 / 89 / 16773	L
Anagnostopoulos Theodoros	Business Administration (UAegean)	20	29	1911	73	1/1/16/35	14.9	23 / 37 / 2195	H
Samitas Aristeidis	Business Administration (NKUA)	20	35	1742	67	1/2/16/35	15.8	26 / 51 / 3011	M
Garefalakis Alexandros	Business and Tourism Management (HMU)	20	36	1215	101	2/6/16/35	12.4	20 / 39 / 1295	M
Markaki Mania	Management Science and Technology (HMU)	19	27	3126	66	2/7/20/43	6.9	23 / 34 / 4237	L

Table D6a. Economics: top-20 faculty members by Semantic Scholar citations to own documents 2012-2025 (design B).

Member	Department (Univ.)	Papers	Citations	Cit./ paper	Rank cites dept/univ/area/all	Composite (area)	Lifetime h / i10 / cites	Conf.
Filis George	Economic and Regional Development (Panteion)	91	6892	75.7	1/1/1/1	2.2	40 / 69 / 8088	L
Fountas Stylianos	Economics (UoM)	166	5828	35.1	1/1/2/4	2.0	45 / 133 / 8374	L
Bellou Victoria	Economics (UThessaly)	71	4162	58.6	1/1/3/6	5.4	34 / 54 / 5115	L
Tzeremes Nikolaos	Economics (UThessaly)	133	3701	27.8	2/2/4/7	4.3	37 / 91 / 4725	H
Katsikis Vasileios	Economics (NKUA)	130	2390	18.4	1/1/5/17	6.1	29 / 84 / 2752	L
Kartalis Nikolaos	International and European Economic Studies (UoWM)	74	2264	30.6	1/1/6/19	10.9	22 / 35 / 2446	L
Panagiotidis Theodore	Economics (UoM)	127	2248	17.7	2/2/7/20	6.9	31 / 76 / 3565	M
Stavropoulos Spyridon	Economics (UPatras)	159	2163	13.6	1/3/8/21	3.8	44 / 108 / 6016	L
Degiannakis Stavros	Economic and Regional Development (Panteion)	80	2018	25.2	2/2/9/24	11.8	27 / 51 / 3743	M
Papana Angeliki	Economics (AUTH)	35	1994	57.0	1/1/10/25	22.3	16 / 22 / 2148	L
Giannakis Elias	Agricultural Economics and Rural Development (AUA)	74	1952	26.4	1/1/11/26	10.4	31 / 46 / 3312	L
Gkorezis Panagiotis	Economics (AUTH)	72	1844	25.6	2/2/12/29	14.1	28 / 45 / 1994	M
Iatridis Georgios	Economics (UThessaly)	44	1657	37.7	3/6/13/35	20.5	25 / 34 / 2770	L
Tsagris Michail	Economics (UoC)	81	1578	19.5	1/1/14/39	15.3	21 / 32 / 1646	M
Christopoulos Dimitrios	International and European Economic Studies (AUEB)	45	1458	32.4	1/3/15/43	22.7	24 / 38 / 2227	M
Gaganis Chrysovalantis	Economics (UoC)	53	1426	26.9	2/2/16/44	16.4	29 / 43 / 2424	M
Anagnostou Angeliki	Economics (UThessaly)	172	1424	8.3	4/7/17/46	2.8	17 / 38 / 1703	L
Vozikis Athanasios	Economics (UNIPI)	79	1397	17.7	1/1/18/48	18.1	21 / 37 / 1483	L
Giannakopoulos Nicholas	Economics (UPatras)	125	1378	11.0	2/5/19/49	11.8	27 / 61 / 2276	L
Tsekouras Kostas	Economics (UPatras)	58	1367	23.6	3/6/20/51	16.4	29 / 46 / 2422	L

Table D6b. Accounting, finance and banking: top-20 faculty members by Semantic Scholar citations to own documents 2012-2025 (design B).

Member	Department (Univ.)	Papers	Citations	Cit./ paper	Rank cites dept/univ/area/all	Composite (area)	Lifetime h / i10 / cites	Conf.
Chatziantoniou Ioannis	Accounting and Finance (HMU)	71	6606	93.0	1/1/1/2	2.2	32 / 45 / 6606	H
Vasileiou Evangelos	Accounting and Finance (HMU)	140	6049	43.2	2/2/2/3	1.5	84 / 163 / 23603	L
Floros Christos	Accounting and Finance (HMU)	112	2624	23.4	3/6/3/14	2.6	34 / 77 / 4531	M
Tzeremes Panagiotis	Accounting and Finance (UThessaly)	84	2432	28.9	1/4/4/16	5.1	26 / 40 / 2436	M
Alexandridis Antonis	Accounting and Finance (UoM)	179	1624	9.1	1/4/5/36	2.1	27 / 64 / 2866	L
Chalikias Miltiadis	Accounting and Finance (UNIWA)	84	1596	19.0	1/1/6/37	7.5	17 / 38 / 1776	L
Chatzoudes Dimitrios	Accounting and Finance (IHU)	60	1568	26.1	1/2/7/40	9.0	21 / 27 / 2420	L
Dimitropoulos Panagiotis	Accounting and Finance (UoP)	91	1471	16.2	1/2/8/42	5.8	25 / 43 / 2411	M
Tsekrekos Andrianos	Accounting and Finance (AUEB)	78	1282	16.4	1/6/9/54	9.2	21 / 36 / 1531	L
Voliotis Dimitris	Banking and Financial Management (UNIPI)	25	1197	47.9	1/2/10/59	13.2	23 / 32 / 15590	L
Sikalidis Alexandros	Accounting and Finance (UoM)	55	1005	18.3	2/9/11/67	12.3	20 / 29 / 1275	L

Member	Department (Univ.)	Papers	Citations	Cit./ paper	Rank cites dept/univ/area/all	Composite (area)	Lifetime h / i10 / cites	Conf.
Skiadopoulos George	Banking and Financial Management (UNIPI)	25	980	39.2	2/4/12/70	11.8	25 / 35 / 3134	L
TSOUKNIDIS DIMITRIS	Accounting and Finance (AUEB)	52	923	17.8	2/9/13/77	14.0	17 / 20 / 923	H
Kyriazis Nikolaos	Accounting and Finance (UThessaly)	27	822	30.4	2/10/14/86	22.5	12 / 13 / 2397	M
Dritsaki Chaido	Accounting and Information Systems (IHU)	49	812	16.6	1/3/15/88	14.7	19 / 29 / 1254	H
BABOUKARDOS DIOGENIS	Accounting and Finance (AUEB)	29	790	27.2	3/14/16/93	24.3	11 / 11 / 795	H
Drakos Konstantinos	Accounting and Finance (AUEB)	57	712	12.5	4/15/17/102	11.8	24 / 42 / 2697	M
Fassas Athanasios	Accounting and Finance (UThessaly)	43	693	16.1	3/11/18/106	19.0	14 / 23 / 729	M
Nerantzidis Michail	Accounting and Finance (UThessaly)	48	668	13.9	4/12/19/109	18.0	16 / 20 / 668	M
Anagnostopoulou Seraina	Banking and Financial Management (UNIPI)	41	659	16.1	3/7/20/113	20.3	14 / 16 / 793	H

Table D6c. Business administration, management and marketing: top-20 faculty members by Semantic Scholar citations to own documents 2012-2025 (design B).

Member	Department (Univ.)	Papers	Citations	Cit./ paper	Rank cites dept/univ/area/all	Composite (area)	Lifetime h / i10 / cites	Conf.
Mastorakis George	Management Science and Technology (HMU)	318	4691	14.8	1/3/1/5	1.4	34 / 143 / 4861	L
Christou Evangelos	Organisation Management, Marketing and Tourism (IHU)	156	3299	21.1	1/1/2/8	1.5	48 / 147 / 7934	L
Markaki Mania	Management Science and Technology (HMU)	66	3126	47.4	2/4/3/9	7.1	23 / 34 / 4237	L
Livieris Ioannis	Business and Organization Administration (UoP)	101	3056	30.3	1/1/4/10	6.1	29 / 60 / 3110	L
Anthopoulos Leonidas	Business Administration (UThessaly)	101	2877	28.5	1/3/5/11	7.4	26 / 49 / 3460	H
Menegaki Angeliki	Business and Tourism Management (HMU)	132	2764	20.9	1/5/6/12	4.5	32 / 65 / 4223	L
Psomas Evangelos	Business Administration of Food and Agricultural Enterprises (UPatras)	65	2698	41.5	1/1/7/13	6.8	36 / 60 / 4292	H
Skarmeas Dionysis	Marketing and Communication (AUEB)	25	2605	104.2	1/1/8/15	17.1	23 / 24 / 4350	H
Rapti Andriana	Business Administration (UPatras)	125	2319	18.6	1/2/9/18	7.1	26 / 56 / 2680	L
Kafetzopoulos Dimitrios	Business Administration (UoM)	64	2061	32.2	1/3/10/22	14.3	26 / 41 / 2624	L
Giannarakis Grigoris	Business Administration (UoWM)	36	2021	56.1	1/2/11/23	22.0	20 / 32 / 2502	H
Lazaridis Themistoklis	Business Administration (UThessaly)	64	1919	30.0	2/5/12/27	4.8	44 / 89 / 16773	L
Anagnostopoulos Theodoros	Business Administration (UAegean)	73	1911	26.2	1/1/13/28	16.9	23 / 37 / 2195	H
Samitas Aristeidis	Business Administration (NKUA)	67	1742	26.0	1/2/14/30	15.8	26 / 51 / 3011	M
Passas Ioannis	Business and Tourism Management (HMU)	45	1723	38.3	2/7/15/31	26.7	17 / 25 / 1729	M
Kalogiannidis Stavros	Business Administration (UoWM)	95	1681	17.7	2/3/16/32	14.9	23 / 43 / 1685	H
Repoussis Panagiotis	Marketing and Communication (AUEB)	29	1660	57.2	2/2/17/33	12.5	32 / 46 / 3044	M
Lampropoulos Ioannis	Business Administration (UPatras)	89	1659	18.6	2/4/18/34	16.8	22 / 36 / 1827	L
Andronikidis Andreas	Business Administration (UoM)	45	1595	35.4	2/5/19/38	29.7	18 / 30 / 2028	L
Despoudi Stella	Business Administration (UoWM)	61	1504	24.7	3/4/20/41	27.3	16 / 20 / 1505	L

Chapter 02

ACADEMIC RANKINGS OF GREEK ENGINEERING AND COMPUTER SCIENCE DEPARTMENTS AND THEIR FACULTY

10.5281/zenodo.22288153

Synopsis

This chapter evaluates Greek higher education against the global ranking systems - the World's Top 2% Scientists career list and Research.com - and executes two published bibliometric assessment designs for a single scope and a single publication window, 2012-2025: the academic-level Google Scholar h-index design of Altanopoulou, Dontsidou and Tselios (2012; design A) and the department-level Scopus design of Koukoutsidis (2022; design B). The scope is the 84 Greek university departments of engineering and computer science, organised in eight areas: Computer science and informatics (18 departments); Electrical and computer engineering (13 departments); Civil engineering, surveying and planning (13 departments); Mechanical, naval and aerospace engineering (13 departments); Chemical engineering (4 departments); Environmental and energy engineering (5 departments); Architecture and design (8 departments); Materials, mining, industrial and applied engineering (10 departments). Every section of the chapter is organised in two parts, A and B, so that the data, indicators, aggregation rules and results of the two designs remain separately attributable. The roster of 1,980 tenured faculty members (TRS) was rebuilt from the department websites in August 2026; 1,622 members (81%) are evaluated in at least one bibliographic source. Design A is executed on its original instrument, Google Scholar (1,229 members with a public profile), and both designs are repeated on OpenAlex (1,396 matched) and Semantic Scholar (1,157 matched) as robustness checks. The discipline's own 2017 predecessor - the Google Scholar evaluation of 50 Greek science and engineering departments by Pitsolanti, Papadopoulou and Tselios (2018) - is reproduced for the 27 departments that fall inside our scope and used as the baseline throughout. Every faculty member is ranked within department, university, area and nation-wide under both designs; every member is looked up in the World's Top 2% Scientists career list (144 members found) and in the Research.com national discipline rankings for Greece (117 members found); and the best Greek units are placed against every European country under the Top 2% list restricted to the engineering and ICT fields. All rosters, harvest records, per-member results and the complete pipeline are released.

Keywords: research evaluation; h-index; Google Scholar; OpenAlex; Semantic Scholar; Greek universities; engineering; computer science; department rankings; faculty rankings

JEL: A11, A14, I23

1. Introduction

Quantitative assessment of research performance is a standing element of Greek higher-education policy: since 2022 a share of the annual state subsidy is allocated on quality indicators that include publications and citations per faculty member (Hellenic Republic, 2022). Public evidence at the level at which academic life is organised - the department and the individual academic - remains scarce. Two studies have filled that gap for Greece with different instruments, and this chapter takes both as its starting points, executes them for one scope and one window, and extends each to the individual faculty member. For engineering and computer science the exercise has a discipline-specific predecessor as well: the Google Scholar evaluation of 50 Greek science and engineering departments by Pitsolanti, Papadopoulou and Tselios (2018), whose engineering half is reproduced here as the baseline.

1A. The Altanopoulou, Dontsidou & Tselios (2012) ranking methodology

Altanopoulou, Dontsidou and Tselios (2012) evaluated 93 Greek departments through the lifetime Google Scholar record of 3,354 academics, retrieved with Harzing's Publish or Perish between 20 April and 1 June 2009. The unit of observation is the individual academic; the department is characterised by the mean, standard deviation and median of its members' publications, citations and h-index, by the m-quotient, and by the share of members who report their scientific activity on the department website. The same group applied the design to the sciences and to engineering: Pitsolanti, Papadopoulou and Tselios (2018) evaluated 1,978 academics of 50 Greek science and engineering departments - among them 27 departments

of computer science, chemical, civil, electrical-and-computer and mechanical engineering that fall inside the scope of this chapter - with data collected in 2017, and found significant differences between same-discipline departments and, in most departments, a significant h-index difference between academics who report their activity on the department website and those who do not. That study is the discipline's baseline and is reproduced in Section 5A.1.

1B. The Koukoutsidis (2022) ranking methodology

Koukoutsidis (2022) covered all 425 Greek university departments and 9,838 permanent faculty members (TRS) with the Scopus API for publications of 2017-2021 - the engineering and computer-science departments among them. The unit of observation is the department: the union of its members' documents, the citations to that set, and the ratios papers per TRS member, citations per TRS member and citations per paper, ranked within each university and within each thematic area. Scopus Author IDs were collected manually over six person-months and 1,131 split profiles were merged; the R code was released but not the identifier roster.

1C. Contribution of this chapter

We narrow both designs to engineering and computer science and widen the time axis to 2012-2025, applying the same window to both designs and to every table of this chapter. Concretely we (i) restate both methodologies with explicit formulae (Section 4); (ii) rebuild the roster of 1,980 faculty members of 84 departments from the department websites (Section 3); (iii) execute both designs on Google Scholar, the instrument of the 2012 and 2018 studies, and repeat them on two open bibliographic graphs, OpenAlex and Semantic Scholar, as robustness checks, documenting every substitution (Section 3C); (iv) reproduce the 2017 engineering baseline for the 27 overlapping departments (Section 5A.1); (v) extend both designs to the individual faculty member, with ranks within department, university, area and nation-wide and a composite rank (Sections 5A.5, 5B.3 and 5E); (vi) look every member up in two global ranking systems - the World's Top 2% Scientists career list and the Research.com national discipline rankings (Sections 5D and 5F); and (vii) place the best Greek member, department and university against every European country under the Top 2% list restricted to the engineering and ICT fields (Section 5G).

2. Background and related work

2A. Author-level indicators (design A lineage)

Hirsch (2005) proposed the h-index to summarise productivity and impact in one number; its robustness (Vanclay, 2007), its handicap for young researchers (Glänzel, 2006), its field dependence (Batista et al., 2006) and its sensitivity to self-citation (Schreiber, 2007; Bartneck and Kokkelmans, 2011; Huang and Lin, 2011; Rad et al., 2012) are documented, as are the g-index (Egghe, 2006), the i10-index and the m-quotient. Google Scholar offers the broadest coverage of the citation sources, particularly for conference-driven fields such as computer science and engineering (Harzing, 2008; Harzing and Alakangas, 2016; Martín-Martín et al., 2018), at the price of synonymy and data-quality problems that must be controlled (Jacso, 2005, 2006). For Greek engineering the author-level lineage is direct: Katsaros, Matsoukas and Manolopoulos (2008) ranked the computer-science and engineering departments with bibliometric indices, and Pitsolanti, Papadopoulou and Tselios (2018) applied the 2012 design to the sciences and engineering.

2B. Department-level indicators (design B lineage)

Scopus and Web of Science offer curated coverage with unique author and affiliation identifiers, which is what makes programmatic department-level aggregation feasible (Aria and Cuccurullo, 2017; Rose and Kitchin, 2019). Department-level studies remain rare because affiliations are recorded at the institution, not the department (Krampen, 2008; Kotsemir and Shashnov, 2017; Koukoutsidis, 2022). Lazaridis (2010) ranked Greek chemistry, materials, chemical-engineering and physics departments by the mean Web of

Science h-index and found the same ordering as the Google Scholar studies, a convergence directly relevant to the chemical-engineering and materials departments of this chapter. Open bibliographic graphs - OpenAlex (Priem, Piwowar and Orr, 2022) and the Semantic Scholar Academic Graph (Kinney et al., 2023) - have since made author- and document-level retrieval possible without a subscription; their coverage of engineering and computer science lies between Scopus and Google Scholar (Martín-Martín et al., 2021; Culbert et al., 2025).

3. Data

The scope is fixed by the department inventory of Table 1: every Greek university department whose object is computer science/informatics, electrical and computer engineering, civil engineering (with surveying and spatial planning), mechanical/naval/aerospace engineering, chemical engineering, environmental or energy engineering, architecture and design, or materials, mining, industrial and other applied engineering - 84 departments of 20 universities, cross-checked in August 2026 against each university's official school listings. Departments of applied mathematics/physics whose faculty serve engineering schools (NTUA's School of Applied Mathematical and Physical Sciences) are classed under the last area; pure-science departments (mathematics, physics, chemistry, biology) are outside the scope.

Table 1. Department inventory by university and area (CS = Computer science and informatics; ECE = Electrical and computer engineering; CIV = Civil engineering, surveying and planning; MECH = Mechanical, naval and aerospace engineering; CHE = Chemical engineering; ENV = Environmental and energy engineering; ARCH = Architecture and design; ENG = Materials, mining, industrial and applied engineering).

University	CS	ECE	CIV	MECH	CHE	ENV	ARCH	ENG	All
NTUA	0	1	2	2	1	0	1	2	9
AUTH	1	1	3	1	1	0	1	0	8
UPatras	1	1	1	1	1	1	1	1	8
UniWA	1	2	2	2	0	0	0	1	8
UTH	2	1	1	1	0	1	1	1	8
IHU	1	1	2	1	0	1	0	0	6
TUC	0	1	0	0	0	1	1	2	5
DUTH	0	1	1	1	0	1	1	0	5
UoWM	1	1	0	1	1	0	1	1	6
HMU	0	2	0	1	0	0	0	0	3
NKUA	1	0	0	1	0	0	0	1	3
UoI	1	0	0	0	0	0	0	1	2
UoP	1	1	1	1	0	0	0	0	4
Aegean	1	0	0	0	0	0	1	0	2
UniPi	2	0	0	0	0	0	0	0	2
Ionian	1	0	0	0	0	0	0	0	1
AUEB	1	0	0	0	0	0	0	0	1
UoC	1	0	0	0	0	0	0	0	1
HUA	1	0	0	0	0	0	0	0	1
UoM	1	0	0	0	0	0	0	0	1
Total	18	13	13	13	4	5	8	10	84

Source: department websites and university school listings, verified 24-27 August 2026. Full list with roster source URLs in Appendix A.

3A. Design A: the academics, their website record and their bibliometric profile

The roster of academics is built exactly as in 2012 and 2018: surname, name and academic grade are taken from each department's own website (source URL and retrieval date recorded per person; Appendix A), emeritus, visiting, adjunct and laboratory-teaching staff are excluded. The census (Table 2) counts 1,980 tenured faculty members in the 84 core departments: 991 professors, 354 associate professors, 471 assistant professors, 55 lecturers and 109 members whose grade is not stated on the site. Every department yielded a

usable roster; for one department (Civil Engineering, DUTH) the associate-professor page was empty at retrieval and the roster reflects the site as published.

The 2012 and 2018 studies recorded, for each academic, whether at least one publication is reported on the department website. In 2026 nearly every department page links to a profile, so the variable no longer discriminates; we replace it by the closest public equivalent, whether the academic maintains a public ORCID iD, retrieved from the ORCID public API on name and institution for all 1,980 roster members (638 hold one, 448 of them confirmed at the member own institution). We keep the original hypothesis - that academics who publicly report their activity have a higher h-index - and the original test (Mann-Whitney U). This is a documented deviation of operationalisation, not of design.

Table 2. Roster census, August 2026: tenured faculty (TRS) by department and academic grade, Google Scholar matching and members evaluated in at least one source.

Area	Univ.	Department	TRS	Prof.	Assoc.	Asst.	Lect./n.s.	GS matched	GS high conf.	Any source
CS	NKUA	Informatics & Telecommunications	36	17	9	10	0	27	25	35
CS	UPatras	Computer Engineering & Informatics	36	24	7	5	0	32	29	35
CS	Ionian	Informatics	32	32	0	0	0	18	18	24
CS	AUTH	Informatics	30	21	3	6	0	28	23	30
CS	UniWA	Informatics & Computer Engineering	29	14	6	4	5	12	11	22
CS	UoI	Computer Science & Engineering	29	20	5	4	0	21	20	26
CS	Aegean	Information & Communication Systems Eng.	26	13	9	2	2	23	20	25
CS	IHU	Computer Science	25	16	2	3	4	11	9	16
CS	AUEB	Informatics	23	11	2	10	0	17	11	21
CS	UniPi	Digital Systems	21	19	0	2	0	12	12	15
CS	UniPi	Informatics	20	13	2	5	0	13	10	20
CS	UTH	Digital Systems	18	11	3	3	1	11	8	13
CS	UoC	Computer Science	17	10	3	4	0	5	1	11
CS	HUA	Informatics & Telematics	12	0	3	9	0	4	4	8
CS	UoM	Applied Informatics	12	2	0	0	10	0	0	1
CS	UoWM	Informatics	11	2	3	2	4	7	7	9
CS	UTH	Computer Science & Biomedical Informatics	10	0	0	0	10	0	0	0
CS	UoP	Informatics & Telecommunications	9	9	0	0	0	0	0	1
ECE	NTUA	Electrical & Computer Engineering	61	31	6	24	0	49	47	59
ECE	UniWA	Electrical & Electronics Engineering	52	27	9	7	9	46	41	50
ECE	HMU	Electrical & Computer Engineering	38	24	7	7	0	26	21	34
ECE	AUTH	Electrical & Computer Engineering	36	19	7	10	0	20	19	28
ECE	IHU	Information & Electronic Engineering	36	16	4	16	0	21	16	30
ECE	UPatras	Electrical & Computer Engineering	35	18	11	6	0	25	20	33
ECE	DUTH	Electrical & Computer Engineering	32	22	3	7	0	25	24	31
ECE	HMU	Electronic Engineering	32	11	8	12	1	8	7	13
ECE	TUC	Electrical & Computer Engineering	24	19	3	2	0	20	19	24
ECE	UoWM	Electrical & Computer Engineering	24	15	4	3	2	18	17	23
ECE	UTH	Electrical & Computer Engineering	23	15	5	3	0	15	11	21
ECE	UniWA	Biomedical Engineering	21	11	6	4	0	14	12	16
ECE	UoP	Electrical & Computer Engineering	10	1	0	0	9	0	0	0
CIV	AUTH	Civil Engineering	51	23	14	14	0	37	30	49
CIV	NTUA	Civil Engineering	41	19	7	15	0	34	31	41
CIV	DUTH	Civil Engineering	24	14	0	10	0	17	16	23
CIV	UPatras	Civil Engineering	24	12	5	6	1	18	16	22
CIV	AUTH	Rural & Surveying Engineering	22	13	2	7	0	15	15	20
CIV	UniWA	Civil Engineering	21	9	3	8	1	14	11	19
CIV	UTH	Civil Engineering	20	8	5	5	2	14	13	15
CIV	UniWA	Surveying & Geoinformatics Eng.	19	7	6	6	0	17	15	18
CIV	AUTH	Spatial Planning & Development	18	10	5	2	1	15	13	18
CIV	NTUA	Rural, Surveying & Geoinformatics Eng.	17	7	2	8	0	6	5	13
CIV	IHU	Civil Engineering	14	1	4	5	4	7	7	12
CIV	IHU	Surveying & Geoinformatics Eng.	13	2	2	4	5	8	6	9
CIV	UoP	Civil Engineering	12	0	0	0	12	3	2	7
MECH	NTUA	Mechanical Engineering	43	26	8	8	1	33	28	42
MECH	AUTH	Mechanical Engineering	29	16	8	5	0	24	21	28
MECH	UPatras	Mechanical Eng. & Aeronautics	29	10	8	11	0	22	17	27
MECH	NTUA	Naval Architecture & Marine Eng.	23	11	7	5	0	8	7	14

Area	Univ.	Department	TRS	Prof.	Assoc.	Asst.	Lect./n.s.	GS matched	GS high conf.	Any source
MECH	UoWM	Mechanical Engineering	20	11	0	8	1	15	13	19
MECH	UniWA	Mechanical Engineering	19	10	1	8	0	13	10	16
MECH	UoP	Mechanical Engineering	19	0	0	0	19	10	7	14
MECH	UTH	Mechanical Engineering	18	13	3	2	0	14	10	16
MECH	DUTH	Production & Management Engineering	16	6	6	4	0	14	14	14
MECH	UniWA	Naval Architecture	15	1	5	9	0	12	11	14
MECH	IHU	Mechanical Engineering	14	4	7	2	1	3	1	9
MECH	HMU	Mechanical Engineering	12	5	2	5	0	2	2	5
MECH	NKUA	Aerospace Science & Technology	12	5	2	5	0	7	7	8
CHE	NTUA	Chemical Engineering	46	30	7	9	0	27	27	33
CHE	UPatras	Chemical Engineering	28	18	4	5	1	21	17	25
CHE	AUTH	Chemical Engineering	24	12	6	6	0	12	10	18
CHE	UoWM	Chemical Engineering	13	4	3	5	1	7	7	12
ENV	TUC	Chemical & Environmental Engineering	23	13	7	3	0	12	10	18
ENV	UTH	Energy Systems	15	8	2	5	0	11	7	11
ENV	UPatras	Environmental Engineering	11	5	5	1	0	6	4	8
ENV	IHU	Environmental Engineering	10	2	1	6	1	9	6	9
ENV	DUTH	Environmental Engineering	8	0	0	0	8	0	0	0
ARCH	AUTH	Architecture	26	9	3	4	10	8	6	20
ARCH	UPatras	Architecture	24	10	6	8	0	7	7	12
ARCH	UTH	Architecture	23	13	7	3	0	11	10	15
ARCH	Aegean	Product & Systems Design Eng.	21	4	5	11	1	16	15	17
ARCH	DUTH	Architecture	20	5	8	6	1	3	1	12
ARCH	TUC	Architecture	20	11	6	3	0	6	5	16
ARCH	NTUA	Architecture	12	4	5	3	0	4	2	11
ARCH	UoWM	Product & Systems Design Eng.	8	5	1	2	0	6	5	6
ENG	NTUA	Applied Mathematical & Physical Sciences	40	29	3	8	0	26	21	37
ENG	NTUA	Mining & Metallurgical Engineering	33	18	6	9	0	20	18	25
ENG	NKUA	Digital Industry Technologies	29	7	9	12	1	16	15	23
ENG	TUC	Production Engineering & Management	29	17	6	6	0	18	17	24
ENG	UTH	Planning & Regional Development	29	0	0	0	29	12	9	19
ENG	UniWA	Industrial Design & Production Eng.	25	11	0	9	5	14	13	20
ENG	UoI	Materials Science & Engineering	24	18	4	2	0	7	7	15
ENG	UPatras	Materials Science	20	14	4	2	0	18	12	20
ENG	UoWM	Mineral Resources Engineering	19	11	2	5	1	12	7	16
ENG	TUC	Mineral Resources Engineering	15	7	2	6	0	10	8	14
All		Total	1980	991	354	471	164	1229	1056	1622

GS matched = a public Google Scholar profile attributed to the person (Section 3B); GS high conf. = profile verified at the member's university; Any source = matched in Google Scholar, OpenAlex or Semantic Scholar.

Figure 1 shows the census by university and grade: the two polytechnic universities (NTUA and, jointly, the engineering schools of AUTH and UPatras) account for the largest blocks, and professors outnumber assistant professors in every university except the newer ones that absorbed the former technological institutes.

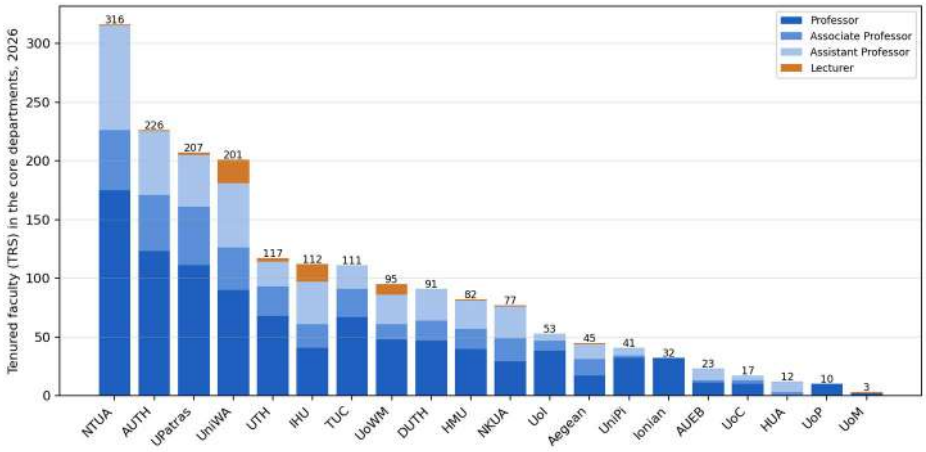

Figure 1. Tenured faculty of the core departments by university and academic grade, August 2026 (n = 1,980).

3B. Design B: TRS members, author identifiers and the document set

TRS is defined as in 2022: tenured faculty of all grades plus probationary assistant professors, taken from the department website. The 2022 study's binding step - locating the author identifier of every member - is reproduced here on Google Scholar: for every roster member an author search on the full name (and on its usual Latin variant) was run on Google Scholar, complemented by two further discovery routes with the same acceptance rules: a site-restricted web search over the public profile pages (scholar.google.com/citations), and the author identifiers carried in the authorship metadata of Google Scholar search results. Each candidate profile was read in full and accepted when its name matched and its verified e-mail domain or stated affiliation is the member's university (HIGH), when its name matched at another Greek institution or without a verified address (MEDIUM), or when only an initial-form profile at the university exists (LOW); profiles verified elsewhere were dropped as namesakes. Flags: HIGH 1056, MEDIUM 54, LOW 119, UNMATCHED (no public profile) 751. Google Scholar profiles are self-curated, so no automated merging is needed and the member's own h-index, i10-index and citation total are read directly; the department document set of design B is the union of the members' listed articles, de-duplicated on title and year.

3C. Source substitution statement

Design A is executed on its original instrument, Google Scholar, with one adaptation: the 2009/2017 studies ran Publish or Perish name searches, which Google Scholar's interface no longer supports at scale, whereas this study reads the public author profile of each academic (Google Scholar Author pages, retrieved on Google Scholar on 25-27 August 2026), which gives the same article list with years and citation counts plus the profile's own h-index, i10-index and citation total; members without a public profile therefore have no Google Scholar values and are reported as such. Design B is executed on the same Google Scholar article lists instead of Scopus, which was unavailable: the department document set is the union of the members' listed articles. Because Google Scholar is uncurated, both designs were repeated on two open bibliographic graphs with the same roster and rules - OpenAlex (1086 high, 239 medium, 71 low-confidence matches, 584 unmatched; affiliation histories checked against the member's university) and Semantic Scholar (226/308/623 matched at the three confidence levels, 822 unmatched; split profiles merged on name and venue evidence). Appendices C and D report the two open sources in full; Section 5C measures the agreement.

4. Methodology

4A. Altanopoulou, Dontsidou & Tselios (2012) ranking methodology

Let an academic have publications indexed 1, ..., N with citation counts ordered non-increasingly, c(1) ≥ c(2) ≥ ... ≥ c(N). The h-index (Hirsch, 2005) is

$$h = \max\{\, k : c_{(k)} \geq k \,\} \tag{1}$$

i.e. h of the publications have at least h citations each. The m-quotient normalises h by career length, with Y the retrieval year and y_1 the year of first publication in the retrieved lifetime record:

$$m = \frac{h}{Y - y_1 + 1} \tag{2}$$

Egghe's g-index and the i10-index (publications with at least ten citations) are retained as secondary indicators:

$$g = \max\{\, k : \sum_{i=1}^{k} c_{(i)} \geq k^2 \,\} \tag{3}$$

For a department with n evaluated academics the reported statistics are: n; the mean and standard deviation of publications, citations and h; the median h; the mean i10 and the mean m-quotient. Departments are ordered by mean h within each area, with the median reported to expose skewness, exactly as in the 2012 and 2018 tables. The hypothesis that academics who publicly report their activity have a different impact from those who do not is tested per area with the two-sided Mann-Whitney U test, α = 0.05:

$$U_1 = n_1 n_2 + \frac{n_1(n_1+1)}{2} - R_1, \qquad U = \min(U_1, U_2) \tag{4}$$

where n_1, n_2 are the group sizes and R_1 the rank sum of the reporting group; the reporting variable is the public Google Scholar profile and the impact metric the OpenAlex 2012-2025 h-index, so that the metric is independent of the variable (Section 3A). All indicators are computed twice: on the publications of 2012-2025 (the window of this chapter, reported in every table) and on the lifetime record (the exact 2012/2017 design, reported in Section 5A.2 and in the companion workbook); for Google Scholar the profile's own lifetime h-index, i10-index and citation total are reported as well.

4B. Koukoutsidis (2022) ranking methodology

Let T_d be the set of TRS members of department d, D_i(w) the set of documents of member i with publication year in window w, and c_e the citation count of document e at retrieval. The department's publication count is the size of the union of its members' documents, so that a paper co-authored by several members is counted once:

$$P_d(w) = |\, D_d(w) \,|, \qquad D_d(w) = \bigcup_{i \in T_d} D_i(w) \tag{5}$$

$$C_d(w) = \sum_{e \in D_d(w)} c_e \tag{6}$$

with N_d = |T_d| counting every TRS member, including those without a matched profile (their absence is reported separately, not removed from the denominator). The three indicators of the 2022 study are

$$\text{papers per TRS}_d(w) = \frac{P_d(w)}{N_d} \tag{7}$$

$$\text{citations per TRS}_d(w) = \frac{C_d(w)}{N_d} \tag{8}$$

$$\text{citations per paper}_d(w) = \frac{C_d(w)}{P_d(w)} \tag{9}$$

Departments are ranked by Eq. 8 and, separately, by Eq. 9 within each university and within each area, because the two orderings diverge where co-authorship within the department is intense and where departments are small (Koukoutsidis, 2022). Self-citations are allowed. The window is w = 2012-2025 throughout.

4C. Individual extension and composite rank (common to both designs)

Design A is individual by construction, so its department statistics are moments of a distribution that we now report in full: every academic is ranked within department, within area and nation-wide on h, citations and publications of 2012-2025. Design B is extended with the same three scopes on the member's own 2012-2025 papers P_i(w), citations C_i(w) and lifetime h. For an academic with ranks r_1, ..., r_M on M indicators the composite rank is the harmonic mean of the individual ranks - the aggregation rule used by IDEAS/RePEc (Zimmermann, 2013):

$$\bar{r} = \frac{M}{\sum_{j=1}^{M} 1/r_j} \tag{10}$$

Composite ranks are computed separately for the design-A indicators and for the design-B indicators and reported side by side; they are never merged across designs.

5. Results

5A. Altanopoulou, Dontsidou & Tselios (2012) ranking methodology

5A.1 Reproduced baseline: the 27 engineering and computer-science departments in 2017

Table 3 reproduces the engineering half of the 2017 study - the 27 departments of computer science (8), chemical (3), civil (5), electrical and computer (6) and mechanical engineering (5) that fall inside our scope, covering 1,022 academics at the time. Mean lifetime h ranged from 7.9 to 25.7 and mean citations per academic from 352 to 3,595; the share of academics with a Google Scholar profile ranged from 21.3% to 92.3%. Figure 2 sets those values against the lifetime values computed here for the same departments: levels are not comparable (2017 versus 2026 Google Scholar coverage and roster composition), the ordering is, and the rank agreement is rho = 0.87.

Table 3. The engineering and computer-science departments of the 2017 study: lifetime Google Scholar indicators (reproduced from Pitsolanti, Papadopoulou & Tselios, 2018, Tables 6-10), with this study's lifetime values for the same departments.

Area	Department (Univ.) 2017	N 2017	Pubs 2017	Cites 2017	Mean h 2017	Median h 2017	Mean i10 2017	m 2017	Web report. (%)	GS profile (%)	N 2026	Mean h 2026	Cites 2026
CHE	Chemical Engineering (UPatras)	31	115.2	3,595.4	25.7	22	54.5	1.10	100.0	64.5	21	37.1	8,794
CHE	Chemical Engineering (AUTH)	34	114.1	1,943.4	21.1	22	39.8	0.90	100.0	26.5	12	32.0	4,835
CHE	Chemical Engineering (NTUA)	69	94.2	1,710.2	19.8	18	34.5	0.80	78.3	34.8	27	33.4	5,511
CIV	Civil Engineering (NTUA)	61	101.1	936.9	13.0	13	20.6	0.70	42.6	59.0	34	29.9	4,915
CIV	Civil Engineering (UPatras)	33	64.9	924.4	12.4	10	18.1	0.60	97.0	60.6	18	22.8	2,151
CIV	Civil Engineering (UTH)	24	54.8	577.2	9.3	7.4	11.2	0.50	87.5	54.2	14	18.4	2,030
CIV	Civil Engineering (AUTH)	94	54.7	508.0	8.0	6.5	10.1	0.40	37.2	26.6	37	19.1	1,662
CIV	Civil Engineering (DUTH)	47	48.7	352.1	7.9	8	8.3	0.40	46.8	21.3	17	18.8	1,629
CS	Computer Science (AUTH)	28	166.8	2,565.7	21.1	18.5	47.9	1.19	96.4	75.0	28	34.4	6,569
CS	Computer Science (NKUA)	42	144.9	2,325.1	21.0	21	40.0	0.94	90.5	35.7	27	32.1	5,609
CS	Computer Science (AUEB)	33	96.5	2,004.9	17.2	15	30.1	0.94	78.8	66.7	17	25.2	4,813
CS	Computer Science (UoP)	26	112.0	1,176.1	15.4	14	29.5	1.02	88.5	73.1	0	-	-
CS	Computer Science (UTH)	11	72.5	1,042.6	15.1	15	23.3	1.23	63.6	72.7	0	-	-
CS	Computer Science (UniPi)	22	109.2	1,233.0	14.4	14	24.0	0.71	68.2	27.3	13	28.8	4,681
CS	Computer Science (Ionian)	16	66.9	560.1	11.3	11	11.7	0.97	100.0	50.0	18	20.9	2,354
CS	Computer Science (HUA)	11	76.3	474.0	10.4	11	13.9	0.93	90.9	27.3	4	22.8	2,852
ECE	Electrical and Computer Engineering (UTH)	23	97.8	2,153.1	19.0	14	27.4	1.00	82.6	47.8	15	27.1	3,481

Area	Department (Univ.) 2017	N 2017	Pubs 2017	Cites 2017	Mean h 2017	Median h 2017	Mean i10 2017	m 2017	Web report. (%)	GS profile (%)	N 2026	Mean h 2026	Cites 2026
ECE	Electrical and Computer Engineering (NTUA)	82	165.0	1,912.1	18.7	17	39.6	0.80	47.6	47.6	49	33.9	5,601
ECE	Electrical and Computer Engineering (TUC)	28	96.3	1,894.3	17.1	16	26.7	1.00	89.3	53.6	20	30.9	5,934
ECE	Electrical and Computer Engineering (AUTH)	51	91.1	1,037.2	14.0	12	22.5	0.60	68.6	41.2	20	27.0	3,120
ECE	Electrical and Computer Engineering (UPatras)	52	101.3	949.1	13.3	12	21.3	0.50	96.2	92.3	25	22.9	3,058
ECE	Electrical and Computer Engineering (DUTH)	48	83.3	809.4	12.9	11	19.4	0.60	75.0	37.5	25	25.6	3,185
MECH	Mechanical Engineering (AUTH)	30	120.0	1,519.8	17.2	16	32.2	0.80	33.3	30.0	24	28.2	3,976
MECH	Mechanical Engineering (UTH)	20	83.2	1,244.0	17.1	18	26.3	0.70	95.0	60.0	14	28.8	4,400
MECH	Mechanical Engineering (NTUA)	47	90.6	1,177.5	15.2	13	26.5	0.70	66.0	40.4	33	27.2	3,864
MECH	Mechanical Engineering (UPatras)	43	87.6	1,021.3	14.2	13	23.9	0.60	86.0	86.0	22	29.6	4,626
MECH	Mechanical Engineering (UoWM)	16	52.5	626.0	11.5	9	15.3	0.80	81.3	68.8	15	17.3	1,464

2017 columns are the published values (data collected 2017; lifetime Google Scholar via Publish or Perish). 2026 columns are this study's lifetime Google Scholar values for the matching department, computed on the members with a public profile. Web report. = share of academics reporting scientific activity on the department website.

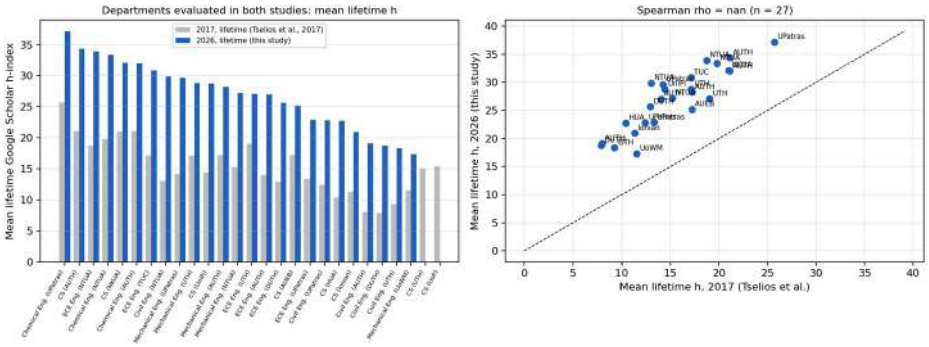

Figure 2. Departments evaluated in both studies: mean lifetime Google Scholar h-index in 2017 (Pitsolanti, Papadopoulou & Tselios, 2018) and in 2026 (this study); right, rank agreement (rho = 0.87).

5A.2 Departments, publications 2012-2025

Computer science and informatics: 241 academics with a matched Google Scholar record of the 396 TRS members in 18 departments. Mean h over the 2012-2025 publications ranges from 6.55 (Computer Science (IHU)) to 26.33 (Digital Systems (UniPi)); the area mean is 18.52, with 88.3 publications and 2,026.2 citations per evaluated academic. The three departments with the highest mean h are Digital Systems (UniPi) (26.33); Informatics (AUTH) (23.29); Informatics (UniPi) (22.15); the highest citations per academic are found at Digital Systems (UniPi) (3,198.0); Informatics (UniPi) (2,975.2); Informatics & Telecommunications (NKUA) (2,872.8) (Figure 3).

Table 4a. Computer science and informatics: Google Scholar indicators of academics, publications 2012-2025 (design A). Cells give mean (SD) [median]. Departments ordered by mean h.

Department (Univ.)	N	TRS	Publications mean (SD)	Citations mean (SD)	h mean (SD) [median]	Mean i10	Mean m
Digital Systems (UniPi)	12	21	151.6 (104.6)	3198.0 (1790.6)	26.3 (9.3) [26.5]	62.8	0.820
Informatics (AUTH)	28	30	129.1 (102.9)	2724.4 (2689.2)	23.3 (11.4) [21]	52.4	0.842
Informatics (UniPi)	13	20	117.8 (108.3)	2975.2 (3368.9)	22.1 (12.4) [17]	51.1	0.837
Informatics & Telecommunications (NKUA)	27	36	90.2 (79.1)	2872.8 (4640.1)	22.0 (12.5) [18]	42.0	0.911
Computer Science (UoC)	5	17	106.8 (81.4)	2395.4 (1862.5)	20.2 (8.5) [20]	38.2	0.561
Information & Communication Systems Eng. (Aegean)	23	26	68.7 (50.4)	1844.5 (1781.7)	19.1 (10.1) [19]	31.2	0.762
Informatics & Telematics (HUA)	4	12	92.8 (101.7)	2015.2 (2471.3)	19.0 (13.6) [13.5]	32.0	0.701
Informatics & Computer Engineering (UniWA)	12	29	102.8 (97.1)	1946.8 (2529.6)	18.8 (12.3) [13]	41.7	0.983
Informatics (Ionian)	18	32	83.7 (56.6)	1990.1 (1828.8)	18.8 (6.5) [20]	30.9	0.933
Informatics (AUEB)	17	23	81.1 (107.7)	2777.7 (4038.6)	18.2 (12.0) [17]	34.0	0.802
Computer Engineering & Informatics (UPatras)	32	36	93.8 (88.3)	1480.2 (2155.9)	16.5 (11.0) [17]	33.5	0.570
Computer Science & Engineering (UoI)	21	29	59.0 (36.7)	1172.4 (1271.9)	15.4 (8.6) [14]	23.8	0.577
Digital Systems (UTH)	11	18	40.6 (43.7)	761.3 (977.1)	11.6 (10.2) [11]	17.3	0.444
Informatics (UoWM)	7	11	50.1 (46.4)	823.0 (1265.5)	10.1 (9.5) [8]	13.4	0.457
Computer Science (IHU)	11	25	21.7 (16.8)	220.7 (245.0)	6.5 (4.1) [6]	5.7	0.351
Computer Science & Biomedical Informatics (UTH)	0	10	- (-)	- (-)	- (-) [-]	-	-

Department (Univ.)	N	TRS	Publications mean (SD)	Citations mean (SD)	h mean (SD) [median]	Mean i10	Mean m
Applied Informatics (UoM)	0	12	- (-)	- (-)	- (-) [-]	-	-
Informatics & Telecommunications (UoP)	0	9	- (-)	- (-)	- (-) [-]	-	-

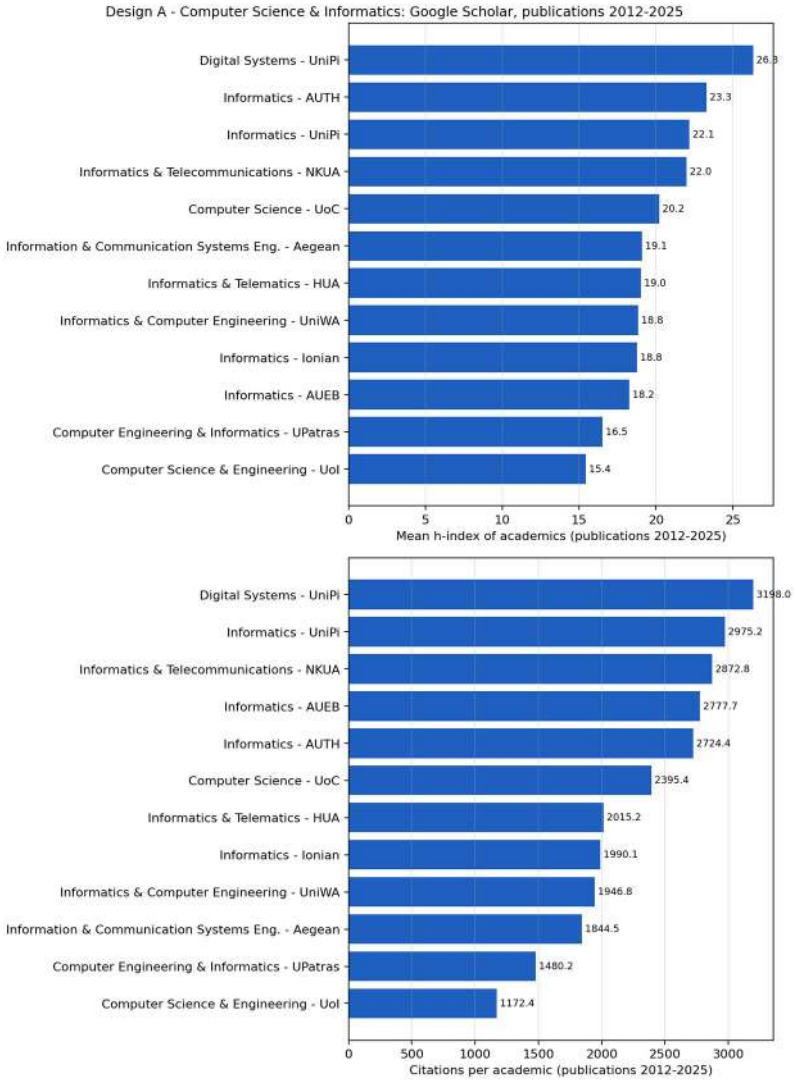

Figure 3. Computer science and informatics: mean h-index of academics (top) and citations per academic (bottom), Google Scholar publications 2012-2025, design A.

Electrical and computer engineering: 287 academics with a matched Google Scholar record of the 424 TRS members in 13 departments. Mean h over the 2012-2025 publications ranges from 11.86 (Information & Electronic Engineering (IHU)) to 25.20 (Electrical & Computer Engineering (NTUA)); the area mean is 18.01, with 86.3 publications and 1,845.2 citations per evaluated academic. The three departments with the highest mean h are Electrical & Computer Engineering (NTUA) (25.20); Electrical & Computer Engineering (AUTH) (21.25); Electrical & Computer Engineering (TUC) (19.80); the highest citations per academic are found at Electrical & Computer Engineering (NTUA) (3,141.3); Electrical & Computer Engineering (TUC) (2,476.7); Electrical & Computer Engineering (UoWM) (2,303.7) (Figure 4).

Table 4b. Electrical and computer engineering: Google Scholar indicators of academics, publications 2012-2025 (design A). Cells give mean (SD) [median]. Departments ordered by mean h.

Department (Univ.)	N	TRS	Publications mean (SD)	Citations mean (SD)	h mean (SD) [median]	Mean i10	Mean m
Electrical & Computer Engineering (NTUA)	49	61	139.6 (96.3)	3141.3 (2680.1)	25.2 (10.0) [24]	55.7	0.875
Electrical & Computer Engineering (AUTH)	20	36	105.2 (60.5)	2047.3 (1630.6)	21.2 (9.7) [22.5]	44.8	0.960
Electrical & Computer Engineering (TUC)	20	24	91.7 (76.5)	2476.7 (3233.2)	19.8 (11.7) [19]	37.5	0.795

Department (Univ.)	N	TRS	Publications mean (SD)	Citations mean (SD)	h mean (SD) [median]	Mean i10	Mean m
Electrical & Computer Engineering (DUTH)	25	32	96.3 (84.3)	1693.6 (1622.5)	19.4 (7.9) [18]	37.6	0.753
Electrical & Computer Engineering (UoWM)	18	24	97.4 (109.8)	2303.7 (3650.8)	18.8 (12.5) [18]	38.2	0.818
Electronic Engineering (HMU)	8	32	57.1 (36.4)	2005.2 (2534.0)	18.4 (11.3) [16.5]	29.0	0.688
Electrical & Computer Engineering (UTH)	15	23	89.6 (94.9)	1534.2 (2393.1)	17.9 (12.3) [15]	37.8	0.659
Electrical & Computer Engineering (HMU)	26	38	77.1 (74.8)	1713.2 (2427.8)	17.4 (11.2) [15]	32.1	0.565
Electrical & Computer Engineering (UPatras)	25	35	73.3 (58.6)	1448.8 (1760.2)	16.0 (8.8) [15]	28.5	0.545
Biomedical Engineering (UniWA)	14	21	77.1 (50.1)	1176.0 (707.6)	15.8 (6.3) [19]	26.7	0.775
Electrical & Electronics Engineering (UniWA)	46	52	45.0 (46.2)	967.1 (1059.4)	11.9 (7.8) [10]	16.3	0.431
Information & Electronic Engineering (IHU)	21	36	49.1 (58.6)	980.0 (1483.7)	11.9 (8.1) [10]	17.3	0.599
Electrical & Computer Engineering (UoP)	0	10	- (-)	- (-)	- (-) [-]	-	-

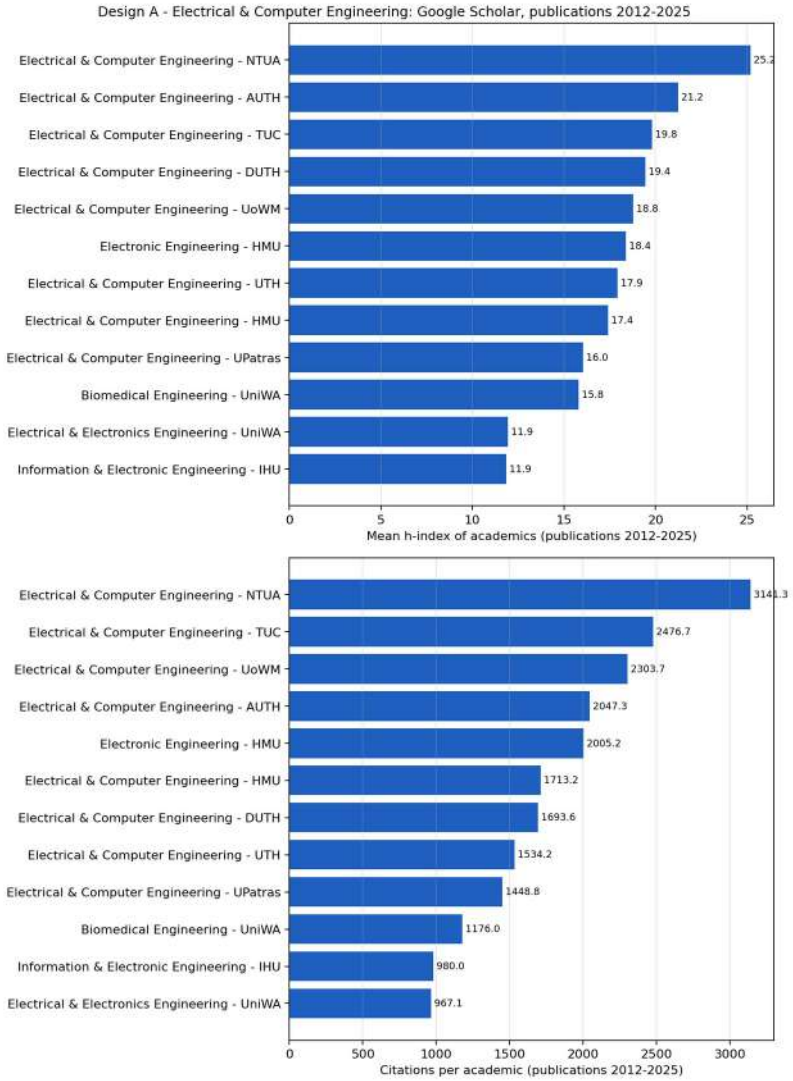

Figure 4. Electrical and computer engineering: mean h-index of academics (top) and citations per academic (bottom), Google Scholar publications 2012-2025, design A.

Civil engineering, surveying and planning: 205 academics with a matched Google Scholar record of the 296 TRS members in 13 departments. Mean h over the 2012-2025 publications ranges from 7.75 (Surveying & Geoinformatics Eng. (IHU)) to 23.71 (Civil Engineering (NTUA)); the area mean is 15.41, with 66.4 publications and 1,359.5 citations per evaluated academic. The three departments with the highest mean h are Civil Engineering (NTUA) (23.71); Rural, Surveying & Geoinformatics Eng. (NTUA) (19.83); Civil Engineering (UPatras) (18.72); the highest citations per academic are found at Civil Engineering (NTUA) (2,941.4); Rural, Surveying & Geoinformatics Eng. (NTUA) (1,668.2); Civil Engineering (UPatras) (1,543.9) (Figure 5).

Table 4c. Civil engineering, surveying and planning: Google Scholar indicators of academics, publications 2012-2025 (design A). Cells give mean (SD) [median]. Departments ordered by mean h.

Department (Univ.)	N	TRS	Publications mean (SD)	Citations mean (SD)	h mean (SD) [median]	Mean i10	Mean m
Civil Engineering (NTUA)	34	41	126.9 (111.2)	2941.4 (3527.9)	23.7 (12.1) [23]	48.9	0.899
Rural, Surveying & Geoinformatics Eng. (NTUA)	6	17	76.8 (48.0)	1668.2 (1147.4)	19.8 (8.1) [18.5]	35.0	0.907
Civil Engineering (UPatras)	18	24	66.8 (39.1)	1543.9 (1081.1)	18.7 (8.8) [19]	27.2	0.829
Civil Engineering (DUTH)	17	24	62.4 (50.5)	1178.4 (1048.4)	16.3 (7.8) [14]	24.9	0.778
Civil Engineering (AUTH)	37	51	62.0 (42.5)	1099.1 (939.1)	15.6 (7.4) [14]	23.3	0.649
Civil Engineering (UTH)	14	20	49.9 (41.9)	1317.4 (1386.0)	13.9 (9.2) [11]	19.1	0.607
Rural & Surveying Engineering (AUTH)	15	22	67.2 (37.8)	879.7 (1045.7)	13.2 (8.1) [12]	19.7	0.628
Spatial Planning & Development (AUTH)	15	18	49.9 (26.9)	1422.5 (1694.4)	13.2 (6.5) [12]	18.7	0.574
Surveying & Geoinformatics Eng. (UniWA)	17	19	45.9 (33.6)	507.5 (477.9)	10.0 (5.6) [9]	11.8	0.463
Civil Engineering (UoP)	3	12	41.3 (19.9)	368.7 (163.1)	10.0 (1.7) [9]	10.3	0.664
Civil Engineering (IHU)	7	14	32.4 (29.0)	821.4 (1379.9)	9.3 (8.5) [8]	11.9	0.490
Civil Engineering (UniWA)	14	21	31.4 (22.1)	607.6 (1019.6)	9.0 (6.5) [7.5]	9.9	0.416
Surveying & Geoinformatics Eng. (IHU)	8	13	32.2 (23.4)	402.0 (575.7)	7.8 (6.5) [6.5]	8.2	0.350

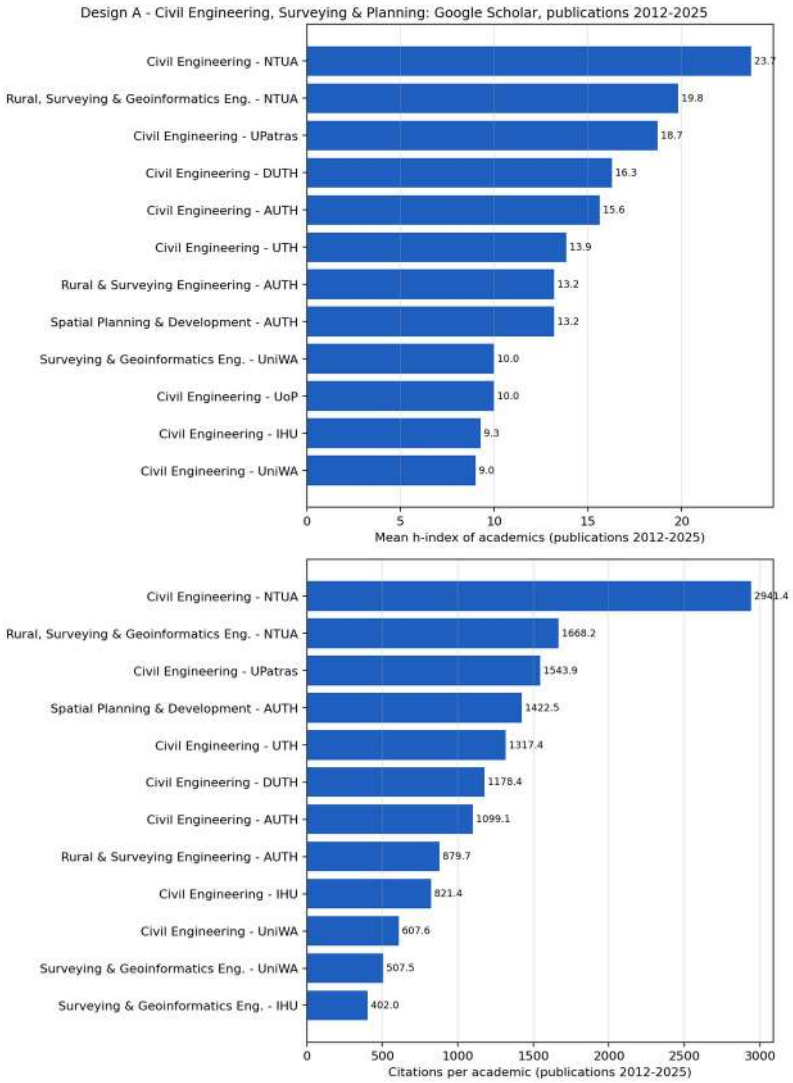

Figure 5. Civil engineering, surveying and planning: mean h-index of academics (top) and citations per academic (bottom), Google Scholar publications 2012-2025, design A.

Mechanical, naval and aerospace engineering: 177 academics with a matched Google Scholar record of the 269 TRS members in 13 departments. Mean h over the 2012-2025 publications ranges from 7.42 (Naval Architecture (UniWA)) to 30.00 (Mechanical Engineering (HMU)); the area mean is 18.39, with 70.8 publications and 1,928.5 citations per evaluated academic. The three departments with the highest mean h

are Mechanical Engineering (HMU) (30.00); Mechanical Eng. & Aeronautics (UPatras) (24.14); Mechanical Engineering (UniWA) (21.54); the highest citations per academic are found at Mechanical Engineering (HMU) (3,868.5); Mechanical Eng. & Aeronautics (UPatras) (3,280.4); Mechanical Engineering (UniWA) (2,709.1) (Figure 6).

Table 4d. Mechanical, naval and aerospace engineering: Google Scholar indicators of academics, publications 2012-2025 (design A). Cells give mean (SD) [median]. Departments ordered by mean h.

Department (Univ.)	N	TRS	Publications mean (SD)	Citations mean (SD)	h mean (SD) [median]	Mean i10	Mean m
Mechanical Engineering (HMU)	2	12	124.5 (128.0)	3868.5 (4954.7)	30.0 (28.3) [30]	84.0	1.203
Mechanical Eng. & Aeronautics (UPatras)	22	29	110.0 (105.8)	3280.4 (5342.8)	24.1 (18.0) [19]	53.9	1.018
Mechanical Engineering (UniWA)	13	19	76.8 (82.5)	2709.1 (5242.9)	21.5 (21.0) [15]	42.0	1.246
Mechanical Engineering (NTUA)	33	43	80.8 (60.8)	2262.1 (2847.0)	21.1 (14.1) [18]	38.4	0.789
Mechanical Engineering (AUTH)	24	29	86.9 (67.9)	2022.8 (1970.7)	20.0 (10.8) [17.5]	37.2	0.789
Production & Management Engineering (DUTH)	14	16	62.6 (63.6)	1962.2 (2100.6)	19.1 (9.3) [17]	32.2	0.803
Mechanical Engineering (UTH)	14	18	62.7 (72.8)	2242.9 (4636.1)	18.8 (18.4) [15.5]	34.9	0.439
Naval Architecture & Marine Eng. (NTUA)	8	23	80.4 (39.1)	1238.4 (961.8)	17.6 (5.2) [17.5]	28.9	0.728
Aerospace Science & Technology (NKUA)	7	12	68.0 (44.0)	1082.9 (722.5)	16.9 (6.9) [14]	29.4	0.721
Mechanical Engineering (UoP)	10	19	43.4 (55.1)	1098.5 (1596.3)	13.9 (10.0) [11.5]	20.7	0.631
Mechanical Engineering (IHU)	3	14	37.7 (34.0)	1084.3 (1018.6)	13.0 (11.4) [18]	20.7	0.527
Mechanical Engineering (UoWM)	15	20	28.3 (16.3)	545.8 (451.0)	10.3 (4.1) [9]	11.3	0.440
Naval Architecture (UniWA)	12	15	22.8 (16.0)	353.3 (420.4)	7.4 (4.6) [6.5]	7.8	0.374

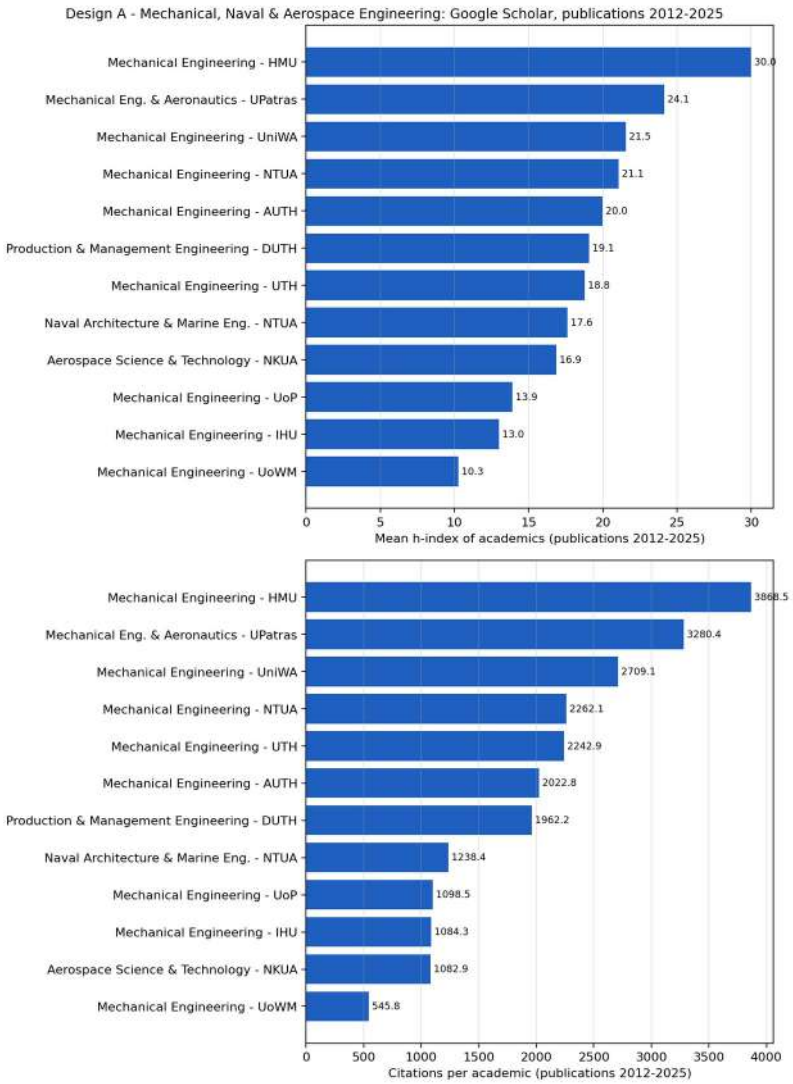

Figure 6. Mechanical, naval and aerospace engineering: mean h-index of academics (top) and citations per academic (bottom), Google Scholar publications 2012-2025, design A.

Chemical engineering: 67 academics with a matched Google Scholar record of the 111 TRS members in 4 departments. Mean h over the 2012-2025 publications ranges from 22.33 (Chemical Engineering (NTUA)) to 31.00 (Chemical Engineering (UoWM)); the area mean is 24.60, with 92.6 publications and 2,868.1 citations per evaluated academic. The three departments with the highest mean h are Chemical Engineering (UoWM) (31.00); Chemical Engineering (UPatras) (25.86); Chemical Engineering (AUTH) (23.75); the highest citations per academic are found at Chemical Engineering (UoWM) (4,210.7); Chemical Engineering (UPatras) (3,158.1); Chemical Engineering (AUTH) (2,624.1) (Figure 7).

Table 4e. Chemical engineering: Google Scholar indicators of academics, publications 2012-2025 (design A). Cells give mean (SD) [median]. Departments ordered by mean h.

Department (Univ.)	N	TRS	Publications mean (SD)	Citations mean (SD)	h mean (SD) [median]	Mean i10	Mean m
Chemical Engineering (UoWM)	7	13	87.9 (66.5)	4210.7 (3375.1)	31.0 (17.9) [32]	59.0	1.215
Chemical Engineering (UPatras)	21	28	91.6 (73.9)	3158.1 (3591.5)	25.9 (13.3) [21]	51.0	0.929
Chemical Engineering (AUTH)	12	24	121.3 (120.5)	2624.1 (2623.0)	23.8 (13.2) [21.5]	48.6	0.873
Chemical Engineering (NTUA)	27	46	81.9 (66.9)	2403.0 (2541.2)	22.3 (11.2) [20]	42.1	0.801

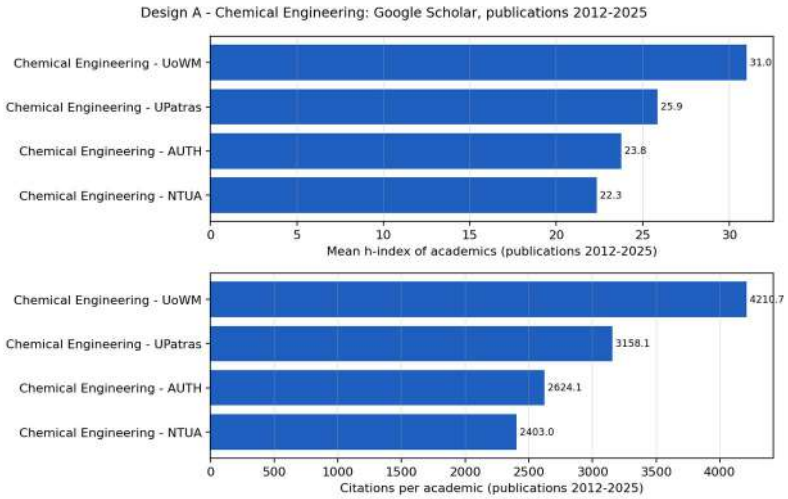

Figure 7. Chemical engineering: mean h-index of academics (top) and citations per academic (bottom), Google Scholar publications 2012-2025, design A.

Environmental and energy engineering: 38 academics with a matched Google Scholar record of the 67 TRS members in 5 departments. Mean h over the 2012-2025 publications ranges from 12.11 (Environmental Engineering (IHU)) to 32.58 (Chemical & Environmental Engineering (TUC)); the area mean is 22.63, with 72.9 publications and 3,004.8 citations per evaluated academic. The three departments with the highest mean h are Chemical & Environmental Engineering (TUC) (32.58); Environmental Engineering (UPatras) (28.33); Energy Systems (UTH) (17.27); the highest citations per academic are found at Chemical & Environmental Engineering (TUC) (5,955.2); Environmental Engineering (UPatras) (3,102.8); Energy Systems (UTH) (1,680.3) (Figure 8).

Table 4f. Environmental and energy engineering: Google Scholar indicators of academics, publications 2012-2025 (design A). Cells give mean (SD) [median]. Departments ordered by mean h.

Department (Univ.)	N	TRS	Publications mean (SD)	Citations mean (SD)	h mean (SD) [median]	Mean i10	Mean m
Chemical & Environmental Engineering (TUC)	12	23	111.1 (76.2)	5955.2 (5456.2)	32.6 (15.9) [41]	62.6	1.138
Environmental Engineering (UPatras)	6	11	74.0 (35.3)	3102.8 (2079.7)	28.3 (12.4) [32.5]	46.7	1.188
Energy Systems (UTH)	11	15	65.3 (69.7)	1680.3 (2751.3)	17.3 (15.5) [14]	31.6	0.605
Environmental Engineering (IHU)	9	10	30.4 (19.4)	624.4 (497.9)	12.1 (7.5) [13]	15.4	0.615
Environmental Engineering (DUTH)	0	8	- (-)	- (-)	- (-) [-]	-	-

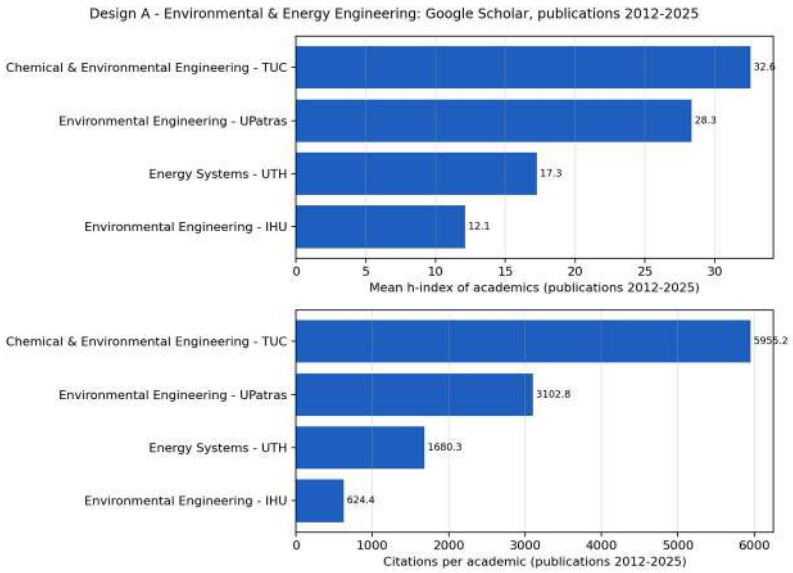

Figure 8. Environmental and energy engineering: mean h-index of academics (top) and citations per academic (bottom), Google Scholar publications 2012-2025, design A.

Architecture and design: 61 academics with a matched Google Scholar record of the 154 TRS members in 8 departments. Mean h over the 2012-2025 publications ranges from 2.82 (Architecture (UTH)) to 14.56 (Product & Systems Design Eng. (Aegean)); the area mean is 8.03, with 32.5 publications and 555.9 citations per evaluated academic. The three departments with the highest mean h are Product & Systems Design Eng. (Aegean) (14.56); Architecture (TUC) (10.17); Product & Systems Design Eng. (UoWM) (8.50); the highest citations per academic are found at Product & Systems Design Eng. (Aegean) (1,378.6); Architecture (TUC) (601.3); Product & Systems Design Eng. (UoWM) (499.7) (Figure 9).

Table 4g. Architecture and design: Google Scholar indicators of academics, publications 2012-2025 (design A). Cells give mean (SD) [median]. Departments ordered by mean h.

Department (Univ.)	N	TRS	Publications mean (SD)	Citations mean (SD)	h mean (SD) [median]	Mean i10	Mean m
Product & Systems Design Eng. (Aegean)	16	21	49.8 (39.4)	1378.6 (1590.1)	14.6 (9.1) [12]	21.3	0.599
Architecture (TUC)	6	20	39.8 (19.7)	601.3 (572.6)	10.2 (5.8) [9]	12.2	0.394
Product & Systems Design Eng. (UoWM)	6	8	47.3 (86.9)	499.7 (762.9)	8.5 (8.2) [6]	14.5	0.322
Architecture (DUTH)	3	20	23.7 (15.5)	406.0 (538.0)	8.3 (7.5) [8]	8.7	0.318
Architecture (AUTH)	8	26	21.6 (18.3)	158.9 (194.3)	5.1 (4.3) [4.5]	4.9	0.308
Architecture (NTUA)	4	12	12.2 (3.6)	137.8 (199.2)	4.5 (2.6) [5]	2.0	0.538
Architecture (UPatras)	7	24	14.4 (14.0)	230.0 (375.6)	4.3 (3.5) [4]	2.9	0.187
Architecture (UTH)	11	23	24.4 (22.1)	54.3 (91.9)	2.8 (2.2) [2]	1.4	0.120

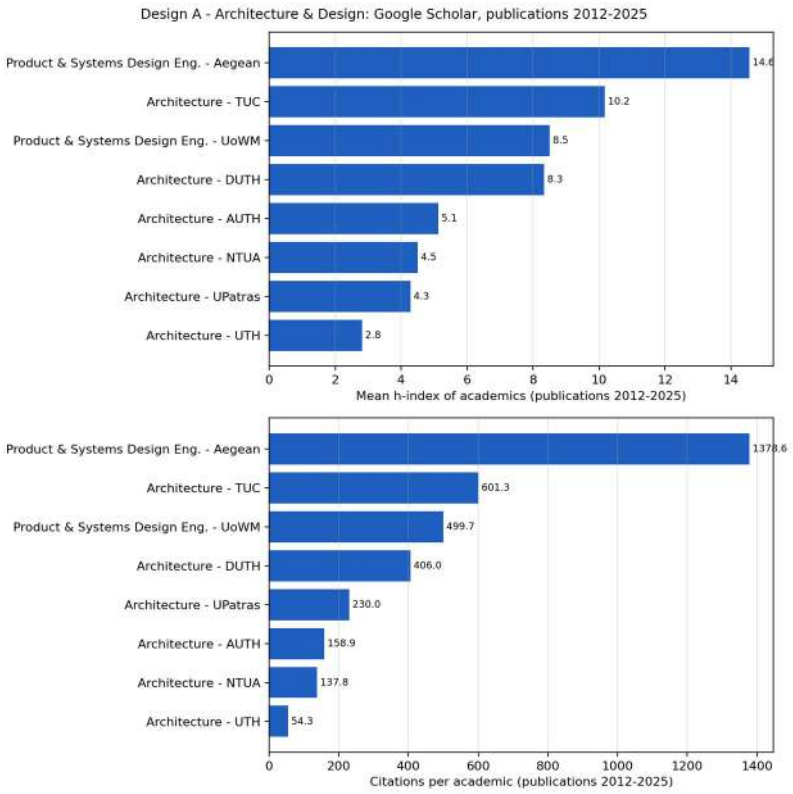

Figure 9. Architecture and design: mean h-index of academics (top) and citations per academic (bottom), Google Scholar publications 2012-2025, design A.

Materials, mining, industrial and applied engineering: 153 academics with a matched Google Scholar record of the 263 TRS members in 10 departments. Mean h over the 2012-2025 publications ranges from 10.58 (Planning & Regional Development (UTH)) to 35.65 (Applied Mathematical & Physical Sciences (NTUA)); the area mean is 19.42, with 82.8 publications and 5,051.6 citations per evaluated academic. The three departments with the highest mean h are Applied Mathematical & Physical Sciences (NTUA) (35.65); Materials Science & Engineering (UoI) (25.86); Materials Science (UPatras) (21.39); the highest citations per academic are found at Applied Mathematical & Physical Sciences (NTUA) (22,912.5); Materials Science & Engineering (UoI) (2,766.0); Materials Science (UPatras) (2,335.0) (Figure 10).

Table 4h. Materials, mining, industrial and applied engineering: Google Scholar indicators of academics, publications 2012-2025 (design A). Cells give mean (SD) [median]. Departments ordered by mean h.

Department (Univ.)	N	TRS	Publications mean (SD)	Citations mean (SD)	h mean (SD) [median]	Mean i10	Mean m
Applied Mathematical & Physical Sciences (NTUA)	26	40	183.6 (347.9)	22912.5 (74165.9)	35.6 (63.2) [16.5]	111.5	1.265
Materials Science & Engineering (UoI)	7	24	103.3 (82.6)	2766.0 (2025.7)	25.9 (10.3) [25]	63.1	0.853
Materials Science (UPatras)	18	20	76.7 (49.9)	2335.0 (3000.1)	21.4 (9.6) [18]	41.3	0.651
Production Engineering & Management (TUC)	18	29	82.1 (82.9)	2085.2 (1902.4)	19.8 (10.8) [18]	36.1	0.748
Mining & Metallurgical Engineering (NTUA)	20	33	57.9 (25.2)	1224.8 (1280.8)	15.8 (7.0) [14.5]	23.2	0.599
Mineral Resources Engineering (TUC)	10	15	53.3 (45.9)	1028.0 (894.0)	14.7 (6.5) [15.5]	20.6	0.565
Industrial Design & Production Eng. (UniWA)	14	25	60.5 (55.4)	938.7 (1271.7)	13.6 (9.7) [11.5]	24.5	0.555
Digital Industry Technologies (NKUA)	16	29	51.8 (29.2)	919.5 (1044.5)	13.2 (7.7) [11]	18.4	0.538
Mineral Resources Engineering (UoWM)	12	19	36.7 (21.0)	590.9 (528.5)	10.8 (5.2) [10]	12.8	0.459
Planning & Regional Development (UTH)	12	29	42.3 (33.0)	710.3 (745.1)	10.6 (6.7) [7.5]	12.9	0.425

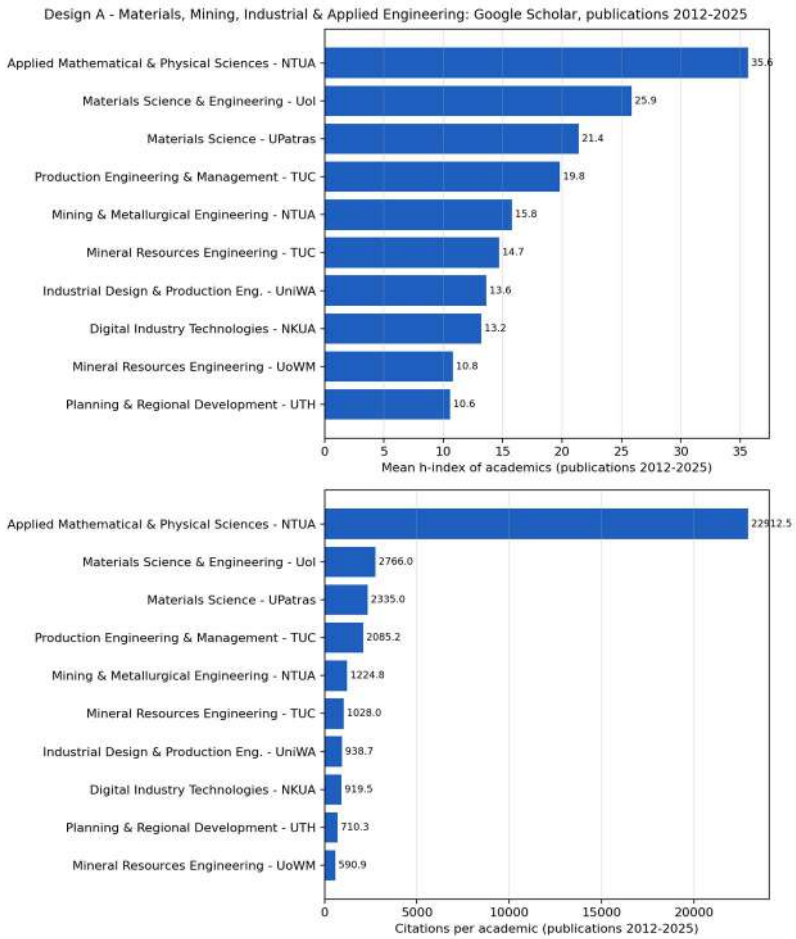

Figure 10. Materials, mining, industrial and applied engineering: mean h-index of academics (top) and citations per academic (bottom), Google Scholar publications 2012-2025, design A.

Table 4i. Computer science and informatics: Google Scholar lifetime indicators of academics (the exact 2012/2017 design, all years to 27 August 2026). Cells give mean (SD) [median]. Departments ordered by mean lifetime h.

Department (Univ.)	N	Publications mean (SD)	Citations mean (SD)	h mean (SD) [median]	Mean i10
Digital Systems (UniPi)	12	275.2 (177.6)	5947.8 (3545.3)	35.6 (11.8) [35]	107.1
Informatics (AUTH)	28	215.1 (140.3)	6568.9 (7022.7)	34.4 (17.2) [31.5]	92.6
Computer Science (UoC)	5	230.2 (158.9)	5532.8 (3831.8)	32.8 (10.8) [34]	82.2
Informatics & Telecommunications (NKUA)	27	159.0 (118.3)	5608.6 (5120.0)	32.1 (14.3) [30]	75.1
Informatics (UniPi)	13	197.4 (193.2)	4680.9 (4450.6)	28.8 (15.4) [28]	85.0
Computer Science & Engineering (UoI)	21	123.4 (88.7)	4398.3 (5798.7)	26.3 (15.5) [22]	55.3
Information & Communication Systems Eng. (Aegean)	23	109.1 (66.7)	3145.2 (2904.9)	25.9 (11.3) [25]	50.6
Computer Engineering & Informatics (UPatras)	32	182.0 (143.8)	3213.2 (2669.2)	25.8 (11.8) [27]	66.9
Informatics (AUEB)	17	129.9 (181.6)	4812.9 (6262.5)	25.2 (14.9) [24]	56.5
Informatics & Telematics (HUA)	4	161.5 (213.2)	2852.0 (3952.1)	22.8 (17.6) [14.5]	49.8
Informatics & Computer Engineering (UniWA)	12	137.9 (121.2)	2566.3 (2729.1)	21.9 (13.4) [16.5]	52.3
Informatics (Ionian)	18	108.4 (66.3)	2353.5 (2000.5)	20.9 (7.1) [22.5]	38.6
Digital Systems (UTH)	11	61.8 (60.7)	1087.4 (1390.2)	14.0 (10.9) [14]	23.2
Informatics (UoWM)	7	65.1 (58.7)	1064.1 (1403.6)	11.9 (10.1) [11]	18.1
Computer Science (IHU)	11	39.5 (24.7)	700.3 (772.6)	9.8 (4.8) [8]	11.4
Computer Science & Biomedical Informatics (UTH)	0	- (-)	- (-)	- (-) [-]	-
Applied Informatics (UoM)	0	- (-)	- (-)	- (-) [-]	-
Informatics & Telecommunications (UoP)	0	- (-)	- (-)	- (-) [-]	-

Table 4j. Electrical and computer engineering: Google Scholar lifetime indicators of academics (the exact 2012/2017 design, all years to 27 August 2026). Cells give mean (SD) [median]. Departments ordered by mean lifetime h.

Department (Univ.)	N	Publications mean (SD)	Citations mean (SD)	h mean (SD) [median]	Mean i10
Electrical & Computer Engineering (NTUA)	49	241.9 (171.7)	5601.4 (3849.0)	33.9 (12.3) [32]	96.7
Electrical & Computer Engineering (TUC)	20	155.2 (106.7)	5934.1 (5501.0)	30.9 (15.7) [30.5]	66.9
Electrical & Computer Engineering (UTH)	15	145.5 (130.2)	3481.2 (4053.2)	27.1 (17.0) [24]	65.9
Electrical & Computer Engineering (AUTH)	20	148.3 (69.2)	3119.5 (1666.2)	27.0 (8.9) [27.5]	63.2
Electrical & Computer Engineering (DUTH)	25	152.9 (114.6)	3185.5 (3183.3)	25.6 (11.2) [22]	59.9
Electronic Engineering (HMU)	8	99.4 (79.8)	4047.5 (4570.5)	25.0 (15.2) [24]	45.4
Electrical & Computer Engineering (HMU)	26	120.0 (88.8)	2913.7 (3507.1)	23.2 (13.5) [21]	49.7
Electrical & Computer Engineering (UPatras)	25	149.1 (123.7)	3058.4 (3413.5)	22.9 (11.9) [23]	55.2
Biomedical Engineering (UniWA)	14	110.4 (64.9)	1856.0 (862.2)	21.8 (6.1) [21.5]	40.5
Electrical & Computer Engineering (UoWM)	18	129.3 (126.4)	2746.7 (3920.6)	21.0 (13.2) [18.5]	46.4
Electrical & Electronics Engineering (UniWA)	46	80.9 (70.8)	2092.7 (4427.9)	18.4 (13.8) [17]	31.2
Information & Electronic Engineering (IHU)	21	74.5 (77.8)	1698.1 (2329.1)	16.2 (8.8) [15]	27.1
Electrical & Computer Engineering (UoP)	0	- (-)	- (-)	- (-) [-]	-

Table 4k. Civil engineering, surveying and planning: Google Scholar lifetime indicators of academics (the exact 2012/2017 design, all years to 27 August 2026). Cells give mean (SD) [median]. Departments ordered by mean lifetime h.

Department (Univ.)	N	Publications mean (SD)	Citations mean (SD)	h mean (SD) [median]	Mean i10
Civil Engineering (NTUA)	34	178.2 (141.9)	4915.1 (4865.0)	29.9 (14.3) [32]	68.6
Civil Engineering (UPatras)	18	91.1 (48.4)	2151.1 (1287.2)	22.8 (9.3) [22]	35.7
Rural, Surveying & Geoinformatics Eng. (NTUA)	6	105.5 (60.4)	2537.7 (1754.3)	22.7 (7.8) [20]	44.0
Civil Engineering (AUTH)	37	89.1 (52.8)	1661.6 (1262.3)	19.1 (7.6) [18]	31.8
Civil Engineering (DUTH)	17	82.0 (72.5)	1629.3 (1610.4)	18.8 (10.0) [17]	31.1
Civil Engineering (UTH)	14	79.1 (51.2)	2029.6 (1642.4)	18.4 (8.5) [17.5]	28.6
Rural & Surveying Engineering (AUTH)	15	99.1 (63.3)	1537.8 (1742.3)	17.2 (10.0) [14]	30.1
Spatial Planning & Development (AUTH)	15	68.0 (33.0)	1615.9 (1650.0)	15.4 (6.3) [14]	22.9
Surveying & Geoinformatics Eng. (UniWA)	17	63.8 (36.3)	657.9 (457.7)	12.1 (5.3) [12]	15.7
Civil Engineering (IHU)	7	45.0 (25.3)	938.0 (1367.7)	11.7 (7.1) [9]	14.7
Civil Engineering (UoP)	3	49.0 (28.2)	408.3 (133.4)	10.7 (1.1) [10]	11.7
Civil Engineering (UniWA)	14	41.7 (27.7)	826.9 (1146.2)	10.5 (7.2) [7.5]	12.5
Surveying & Geoinformatics Eng. (IHU)	8	40.9 (29.8)	683.6 (1196.5)	9.0 (7.7) [7]	10.6

Table 4l. Mechanical, naval and aerospace engineering: Google Scholar lifetime indicators of academics (the exact 2012/2017 design, all years to 27 August 2026). Cells give mean (SD) [median]. Departments ordered by mean lifetime h.

Department (Univ.)	N	Publications mean (SD)	Citations mean (SD)	h mean (SD) [median]	Mean i10
Mechanical Engineering (HMU)	2	176.0 (103.2)	5037.5 (3495.2)	39.0 (15.6) [39]	106.5
Mechanical Eng. & Aeronautics (UPatras)	22	149.2 (127.7)	4626.0 (6027.8)	29.6 (19.2) [25.5]	69.6
Mechanical Engineering (UTH)	14	117.6 (115.5)	4399.6 (6943.6)	28.8 (22.0) [22.5]	61.1
Mechanical Engineering (AUTH)	24	139.2 (106.4)	3976.2 (3777.8)	28.2 (14.2) [23.5]	62.2
Mechanical Engineering (NTUA)	33	122.2 (82.2)	3863.8 (4059.1)	27.2 (16.2) [23]	55.5
Mechanical Engineering (UniWA)	13	102.3 (87.1)	3490.4 (5139.1)	26.2 (20.0) [23]	51.8
Production & Management Engineering (DUTH)	14	89.6 (98.3)	2625.7 (3034.2)	22.4 (11.3) [18.5]	43.1
Naval Architecture & Marine Eng. (NTUA)	8	118.1 (57.7)	2021.2 (1157.4)	22.2 (5.6) [23]	42.4
Aerospace Science & Technology (NKUA)	7	100.0 (68.2)	1842.6 (1599.9)	22.0 (9.1) [23]	43.3
Mechanical Engineering (UoWM)	15	58.3 (34.5)	1464.3 (1067.6)	17.3 (8.0) [17]	25.3
Mechanical Engineering (UoP)	10	60.9 (68.3)	1717.9 (1814.4)	17.2 (10.1) [15]	28.3
Mechanical Engineering (IHU)	3	52.7 (33.7)	1479.3 (895.2)	17.0 (6.1) [20]	25.7
Naval Architecture (UniWA)	12	35.5 (17.2)	522.3 (413.9)	10.4 (4.4) [9.5]	11.5

Table 4m. Chemical engineering: Google Scholar lifetime indicators of academics (the exact 2012/2017 design, all years to 27 August 2026). Cells give mean (SD) [median]. Departments ordered by mean lifetime h.

Department (Univ.)	N	Publications mean (SD)	Citations mean (SD)	h mean (SD) [median]	Mean i10
Chemical Engineering (UPatras)	21	153.2 (147.6)	8794.0 (17740.2)	37.1 (24.2) [30]	84.1
Chemical Engineering (UoWM)	7	107.1 (69.8)	5083.1 (3349.4)	34.9 (17.3) [36]	67.1
Chemical Engineering (NTUA)	27	143.0 (105.0)	5511.2 (4685.9)	33.4 (15.5) [30]	73.7
Chemical Engineering (AUTH)	12	185.0 (162.9)	4834.8 (3716.8)	32.0 (14.0) [33]	75.3

Table 4n. Environmental and energy engineering: Google Scholar lifetime indicators of academics (the exact 2012/2017 design, all years to 27 August 2026). Cells give mean (SD) [median]. Departments ordered by mean lifetime h.

Department (Univ.)	N	Publications mean (SD)	Citations mean (SD)	h mean (SD) [median]	Mean i10
Chemical & Environmental Engineering (TUC)	12	152.3 (105.1)	8292.5 (5843.6)	40.1 (18.3) [45]	83.7
Environmental Engineering (UPatras)	6	101.5 (33.8)	4443.8 (3026.1)	33.7 (11.7) [37.5]	59.5
Energy Systems (UTH)	11	82.6 (92.5)	2315.6 (4372.2)	19.3 (17.7) [14]	39.2
Environmental Engineering (IHU)	9	44.0 (33.2)	931.4 (760.2)	14.3 (8.9) [14]	20.8
Environmental Engineering (DUTH)	0	- (-)	- (-)	- (-) [-]	-

Table 4o. Architecture and design: Google Scholar lifetime indicators of academics (the exact 2012/2017 design, all years to 27 August 2026). Cells give mean (SD) [median]. Departments ordered by mean lifetime h.

Department (Univ.)	N	Publications mean (SD)	Citations mean (SD)	h mean (SD) [median]	Mean i10
Product & Systems Design Eng. (Aegean)	16	78.6 (55.9)	2181.3 (2246.7)	18.6 (10.4) [17]	32.6
Architecture (DUTH)	3	101.7 (136.5)	1884.0 (2401.5)	17.0 (16.0) [17]	36.3
Architecture (TUC)	6	57.5 (45.8)	1108.0 (1669.2)	13.3 (10.6) [9]	18.5
Product & Systems Design Eng. (UoWM)	6	63.3 (95.4)	1044.2 (1089.0)	12.0 (7.5) [11.5]	20.0
Architecture (AUTH)	8	23.9 (18.6)	165.8 (193.1)	5.6 (4.2) [5]	5.1
Architecture (NTUA)	4	15.0 (3.6)	176.5 (184.0)	5.2 (1.5) [5]	2.8
Architecture (UPatras)	7	21.4 (21.3)	348.6 (525.3)	5.0 (4.5) [4]	4.7
Architecture (UTH)	11	34.2 (23.9)	124.4 (154.5)	4.5 (3.5) [4]	3.4

Table 4p. Materials, mining, industrial and applied engineering: Google Scholar lifetime indicators of academics (the exact 2012/2017 design, all years to 27 August 2026). Cells give mean (SD) [median]. Departments ordered by mean lifetime h.

Department (Univ.)	N	Publications mean (SD)	Citations mean (SD)	h mean (SD) [median]	Mean i10
Applied Mathematical & Physical Sciences (NTUA)	26	263.5 (400.6)	28404.3 (85968.0)	45.0 (64.7) [27]	146.8
Materials Science & Engineering (UoI)	7	167.3 (117.6)	6009.7 (3249.8)	38.6 (12.3) [38]	101.0
Materials Science (UPatras)	18	149.2 (88.4)	6717.4 (6391.6)	36.2 (13.7) [35]	82.7
Production Engineering & Management (TUC)	18	146.6 (172.9)	4934.8 (6161.6)	29.3 (18.7) [24]	65.1
Mineral Resources Engineering (TUC)	10	81.0 (56.8)	1705.6 (1513.2)	19.6 (9.0) [18]	32.2
Mining & Metallurgical Engineering (NTUA)	20	82.5 (38.5)	2001.0 (2246.8)	19.5 (9.7) [17.5]	31.9
Industrial Design & Production Eng. (UniWA)	14	85.9 (67.4)	1275.9 (1420.1)	16.8 (9.6) [14.5]	31.6
Digital Industry Technologies (NKUA)	16	80.1 (35.8)	1307.9 (1224.8)	16.8 (7.5) [16]	27.3
Planning & Regional Development (UTH)	12	86.0 (73.0)	1312.8 (1522.1)	14.3 (8.1) [11.5]	22.8
Mineral Resources Engineering (UoWM)	12	55.7 (30.8)	851.7 (594.9)	13.6 (5.8) [16.5]	18.9

N = academics with a public Google Scholar profile; TRS = tenured members on the roster, including those without a profile. m = h divided by years since first recorded publication (Eq. 2). Quartiles, minima and maxima of every metric are in the companion workbook (sheet 'dept_stats').

5A.3 Academic grade

Table 5a aggregates by grade, as in the 2012 and 2018 studies, adding the dispersion and the i10 and lifetime values: in Computer science and informatics the mean 2012-2025 h of professors is 19.41 against 17.76 for associate and assistant professors; in Electrical and computer engineering the mean 2012-2025 h of professors is 19.29 against 16.71 for associate and assistant professors; in Civil engineering, surveying and planning the mean 2012-2025 h of professors is 17.08 against 14.73 for associate and assistant professors; in Mechanical, naval and aerospace engineering the mean 2012-2025 h of professors is 22.28 against 15.66 for associate and assistant professors; in Chemical engineering the mean 2012-2025 h of professors is 27.74 against 20.48 for associate and assistant professors; in Environmental and energy engineering the mean 2012-2025 h of professors is 25.46 against 22.00 for associate and assistant professors; in Architecture and design the mean 2012-2025 h of professors is 9.45 against 7.74 for associate and assistant professors; in Materials, mining, industrial and applied engineering the mean 2012-2025 h of professors is 25.01 against 14.10 for associate and assistant professors.

Table 5a. Indicators by academic grade and area, publications 2012-2025 and lifetime (design A, Google Scholar). Cells give mean (SD) [median].

Area	Grade	N	Pubs 2012-25	Cites 2012-25	h 2012-25	i10 2012-25	h lifetime	Cites lifetime
CS	Associate/Assistant professor	93	75.5 (77.0) [55]	1947 (3137) [1049]	17.8 (11.1) [15]	32.1 (38.1) [20]	21.8 (11.9) [19]	2790 (3525) [1530]
CS	Grade not stated	2	90.5 (119.5) [90.5]	1408 (1961) [1407.5]	13.0 (15.6) [13]	33.5 (47.4) [33.5]	15.0 (12.7) [15]	1479 (1871) [1479]

Area	Grade	N	Pubs 2012-25	Cites 2012-25	h 2012-25	i10 2012-25	h lifetime	Cites lifetime
CS	Lecturer	3	11.3 (14.7) [6]	143 (245) [3]	3.3 (4.9) [1]	2.3 (4.0) [0]	4.0 (4.4) [2]	147 (243) [11]
CS	Professor	143	98.2 (87.5) [75]	2126 (2448) [1324]	19.4 (11.1) [18]	38.8 (37.2) [30]	29.4 (15.1) [28]	4849 (5081) [3113]
ECE	Associate/Assistant professor	114	66.6 (46.9) [58.5]	1629 (2056) [1042.5]	16.7 (8.7) [16.5]	27.3 (21.7) [23]	20.3 (9.5) [19]	2277 (2573) [1533]
ECE	Lecturer	5	12.6 (12.2) [10]	236 (258) [255]	4.6 (3.9) [5]	4.2 (4.6) [4]	6.2 (3.0) [6]	291 (227) [258]
ECE	Professor	168	101.8 (93.8) [79.5]	2040 (2432) [1348]	19.3 (11.3) [18.5]	39.9 (40.5) [29.5]	28.4 (14.7) [25]	4275 (4445) [2427.5]
CIV	Associate/Assistant professor	115	59.8 (45.5) [43]	1240 (1409) [659]	14.7 (8.8) [13]	21.4 (19.9) [16]	16.8 (9.4) [15]	1672 (2186) [1001]
CIV	Grade not stated	3	41.3 (19.9) [37]	369 (163) [278]	10.0 (1.7) [9]	10.3 (3.2) [9]	10.7 (1.1) [10]	408 (133) [369]
CIV	Lecturer	3	1.7 (1.5) [2]	9 (16) [0]	0.3 (0.6) [0]	0.3 (0.6) [0]	3.7 (2.9) [2]	119 (176) [29]
CIV	Professor	84	78.8 (81.1) [58]	1607 (2409) [927]	17.1 (10.2) [16]	29.9 (31.4) [20.5]	22.6 (12.1) [20]	2716 (3190) [1665.5]
MECH	Associate/Assistant professor	88	54.0 (53.5) [41]	1369 (2586) [735]	15.7 (12.2) [14]	25.3 (34.4) [17.5]	18.2 (12.2) [16]	1748 (2737) [935.5]
MECH	Grade not stated	10	43.4 (55.1) [26.5]	1098 (1596) [590]	13.9 (10.0) [11.5]	20.7 (24.4) [12]	17.2 (10.1) [15]	1718 (1814) [1129.5]
MECH	Lecturer	1	2.0 (-) [2]	0 (-) [0]	0.0 (-) [0]	0.0 (-) [0]	4.0 (-) [4]	110 (-) [110]
MECH	Professor	78	94.2 (80.5) [69.5]	2691 (3827) [1333]	22.3 (15.1) [18.5]	45.3 (48.9) [28]	32.4 (15.8) [28]	4952 (4997) [3494]
CHE	Associate/Assistant professor	29	63.4 (46.0) [48]	1903 (1726) [1459]	20.5 (8.4) [20]	33.7 (23.0) [31]	25.1 (8.8) [23]	2932 (2697) [1869]
CHE	Professor	38	114.9 (93.3) [83.5]	3604 (3525) [1942.5]	27.7 (14.9) [24.5]	58.5 (46.9) [41.5]	41.6 (20.5) [38]	9001 (13212) [5918]
ENV	Associate/Assistant professor	24	61.8 (39.9) [56.5]	2386 (2716) [1279.5]	22.0 (12.4) [18]	33.6 (23.7) [29]	25.1 (13.8) [21]	3117 (3320) [1555.5]
ENV	Lecturer	1	3.0 (-) [3]	4 (-) [4]	1.0 (-) [1]	0.0 (-) [0]	1.0 (-) [1]	4 (-) [4]
ENV	Professor	13	98.8 (92.6) [65]	4377 (5695) [1483]	25.5 (20.4) [17]	54.8 (57.3) [26]	32.3 (24.3) [26]	6555 (6966) [2384]
ARCH	Associate/Assistant professor	34	29.1 (23.8) [24]	458 (636) [217]	7.7 (6.1) [7]	8.2 (10.3) [5]	10.2 (8.3) [8.5]	844 (1134) [459]
ARCH	Grade not stated	4	12.8 (10.9) [11.5]	76 (61) [77]	3.8 (1.9) [4.5]	2.8 (2.2) [3]	4.5 (2.5) [5]	84 (68) [84.5]
ARCH	Lecturer	1	24.0 (-) [24]	147 (-) [147]	4.0 (-) [4]	1.0 (-) [1]	5.0 (-) [5]	167 (-) [167]
ARCH	Professor	22	41.6 (54.0) [21.5]	812 (1457) [93]	9.4 (9.7) [4]	14.4 (21.3) [2.5]	12.8 (11.7) [8.5]	1368 (2220) [322.5]
ENG	Associate/Assistant professor	61	53.0 (30.3) [47]	1014 (1045) [731]	14.1 (6.7) [14]	20.5 (16.2) [19]	16.9 (7.5) [17]	1503 (1599) [1064]
ENG	Grade not stated	12	42.3 (33.0) [32.5]	710 (745) [345.5]	10.6 (6.7) [7.5]	12.9 (12.3) [6.5]	14.3 (8.1) [11.5]	1313 (1522) [742]
ENG	Lecturer	1	21.0 (-) [21]	240 (-) [240]	9.0 (-) [9]	9.0 (-) [9]	10.0 (-) [10]	291 (-) [291]
ENG	Professor	79	112.8 (210.8) [58]	8890 (43177) [1181]	25.0 (37.6) [18]	62.4 (160.1) [27]	35.8 (39.5) [29]	12714 (50118) [3100]

Table 5b aggregates the same indicators at university level - the unit of the 2022 funding regulation - over every evaluated member of the university's core departments, and Table 5c gives the full distribution of the member-level metrics by area and nation-wide, so that the departmental means of Table 4 can be read against the quartiles of the individual values.

Table 5b. Indicators by university, over all evaluated members of the university's engineering and computer-science departments, publications 2012-2025 and lifetime (Google Scholar). Cells give mean (SD) [median]; ordered by mean h 2012-2025.

University	Depts	TRS	N	Pubs 2012-25	Cites 2012-25	h 2012-25	i10 2012-25	h lifetime	Cites lifetime
UniPi	2	41	25	134.0 (105.7) [100]	3082 (2675) [2670]	24.2 (11.0) [24]	56.8 (44.7) [49]	32.0 (13.9) [32]	5289 (4010) [4460]
NTUA	9	316	207	111.7 (147.7) [75]	4996 (26839) [1459]	23.5 (24.9) [20]	51.2 (103.2) [30]	30.8 (26.8) [27]	7384 (31236) [3377]
TUC	5	111	66	82.1 (72.7) [55]	2612 (3476) [1243]	20.5 (12.8) [17]	36.8 (34.4) [24.5]	28.8 (17.3) [24]	5011 (5516) [2924.5]
UoC	1	17	5	106.8 (81.4) [94]	2395 (1862) [1662]	20.2 (8.5) [20]	38.2 (23.0) [41]	32.8 (10.8) [34]	5533 (3832) [5104]
UPatras	8	207	149	82.6 (73.8) [64]	2095 (3059) [1087]	19.6 (12.7) [18]	37.4 (40.5) [26]	27.7 (16.6) [24]	4392 (7853) [2499]
HUA	1	12	4	92.8 (101.7) [45.5]	2015 (2471) [1009.5]	19.0 (13.6) [13.5]	32.0 (35.0) [16.5]	22.8 (17.6) [14.5]	2852 (3952) [1094]
Ionian	1	32	18	83.7 (56.6) [65]	1990 (1829) [1285.5]	18.8 (6.5) [20]	30.9 (20.9) [30]	20.9 (7.1) [22.5]	2354 (2000) [1670]
NKUA	3	77	50	74.8 (64.2) [61.5]	1997 (3570) [1110.5]	18.5 (11.1) [17]	32.7 (34.9) [22]	25.8 (13.7) [23]	3705 (4365) [2406]
HMU	3	82	36	75.3 (70.3) [60.5]	1898 (2539) [847.5]	18.3 (12.1) [15]	34.3 (39.4) [22.5]	24.5 (14.0) [21]	3284 (3704) [1855.5]
AUEB	1	23	17	81.1 (107.7) [44]	2778 (4039) [826]	18.2 (12.0) [17]	34.0 (34.4) [24]	25.2 (14.9) [24]	4813 (6263) [2288]
UoI	2	53	28	70.1 (53.8) [60.5]	1571 (1614) [840.5]	18.0 (9.9) [14.5]	33.6 (36.4) [22]	29.4 (15.5) [24]	4801 (5269) [2142.5]
AUTH	8	236	159	84.8 (74.3) [66]	1722 (1926) [1192]	18.0 (10.4) [17]	33.4 (32.7) [26]	23.9 (13.8) [21]	3207 (4062) [2033]
All	84	1980	1229	78.0 (89.2) [54]	2238 (11293) [986]	17.9 (14.8) [16]	33.5 (53.1) [22]	24.1 (17.5) [21]	3803 (13591) [1759]
DUTH	5	100	59	74.8 (70.5) [59]	1543 (1597) [1017]	17.9 (8.4) [17]	31.2 (30.7) [23]	22.5 (11.3) [20]	2538 (2760) [1472]
Aegean	2	47	39	61.0 (46.6) [51]	1653 (1700) [1236]	17.2 (9.8) [17]	27.1 (22.1) [27]	22.9 (11.4) [22]	2750 (2666) [2323]
UoWM	6	95	65	59.5 (73.4) [39]	1461 (2528) [532]	14.8 (11.9) [11]	24.7 (34.9) [13]	18.5 (12.4) [17]	2014 (2723) [1135]
UTH	8	156	88	55.2 (62.3) [39]	1237 (2433) [488]	13.7 (12.6) [11]	23.1 (37.2) [13]	18.8 (15.8) [15]	2236 (3853) [1070.5]
UniWA	8	201	142	54.4 (56.4) [35.5]	1085 (1987) [523.5]	13.0 (10.3) [11]	20.7 (28.8) [12]	17.4 (12.4) [15]	1728 (3202) [955]
UoP	4	50	13	42.9 (48.4) [30]	930 (1421) [557]	13.0 (8.8) [11]	18.3 (21.7) [12]	15.7 (9.2) [12]	1416 (1674) [943]
IHU	6	112	59	36.3 (39.8) [31]	692 (1082) [361]	10.1 (7.5) [8]	13.2 (15.5) [7]	13.3 (8.0) [12]	1156 (1626) [646]

Table 5c. Distribution of the member-level metrics (Google Scholar), by area and nation-wide. Within each area block the first panel gives the metrics computed on publications 2012-2025 and the second panel the lifetime values.

Area	Publication window	Metric	N	Mean	SD	Median	Q1	Q3	Min	Max

Figure 11 shows the full distributions behind Table 5a: the professorial median exceeds the associate/assistant median in every area, but the boxes overlap widely, so grade explains only part of the individual variation.

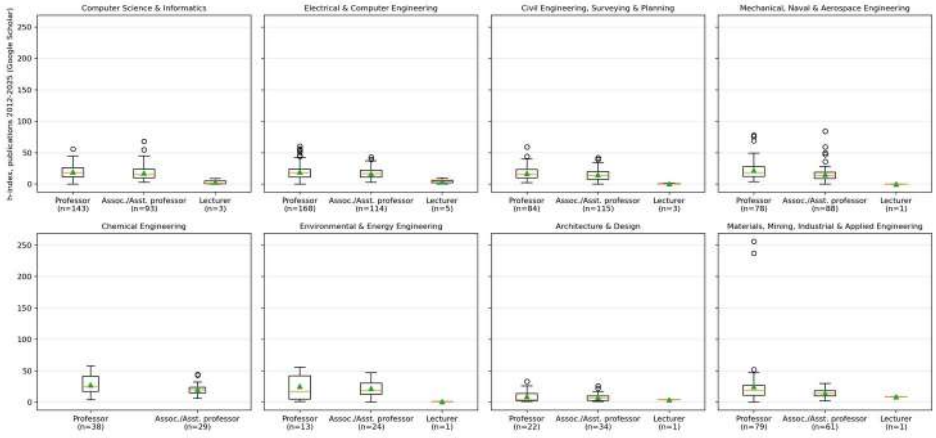

Figure 11. Distribution of the 2012-2025 h-index by academic grade and area (Google Scholar; box = interquartile range, line = median, triangle = mean).

5A.4 Public reporting of scientific activity and research impact

Table 6 repeats the test of the 2012 and 2018 studies with the 2026 operationalisation: the reporting variable is the public ORCID iD and the metric the Google Scholar h-index over 2012-2025. Academics with a public ORCID iD have a higher mean h than those without in 5 of the 8 areas, and the difference is significant at the 5% level in 2. The 2017 study found the same sign and reported significance in all five engineering disciplines it tested, on a reporting variable (the department website) that still discriminated at the time.

Table 6. Mann-Whitney U test of the 2012-2025 h-index between academics with and without a public ORCID iD, by area (design A, Eq. 4).

Area	n with ORCID	n without	Mean h with	Mean h without	U	p-value	α = 0.05
CS	109	132	18.94	18.17	7,631.5	0.4169	ns
ECE	116	171	15.55	19.68	7,729.5	0.0015	s
CIV	125	80	15.98	14.53	5,320.0	0.4401	ns
MECH	102	75	19.41	17.00	4,186.0	0.2842	ns
CHE	23	44	25.96	23.89	570.0	0.4009	ns
ENV	20	18	19.80	25.78	149.5	0.3798	ns
ARCH	20	41	6.95	8.56	376.5	0.6110	ns
ENG	42	111	29.48	15.62	2,820.5	0.0454	s

The 2012 and 2018 studies used website reporting as the variable; in 2026 nearly every department page links to a profile, so the public ORCID iD replaces it (Section 3A). Departments are tested in the companion workbook.

5A.5 Individual ranking of faculty members (extension of design A)

Figure 12 gives the distribution of the individual h-index by area and the concentration of citations: in each area the top tenth of academics holds roughly 46% of all 2012-2025 citations, which is why the department means of Table 4 are driven by a minority of members.

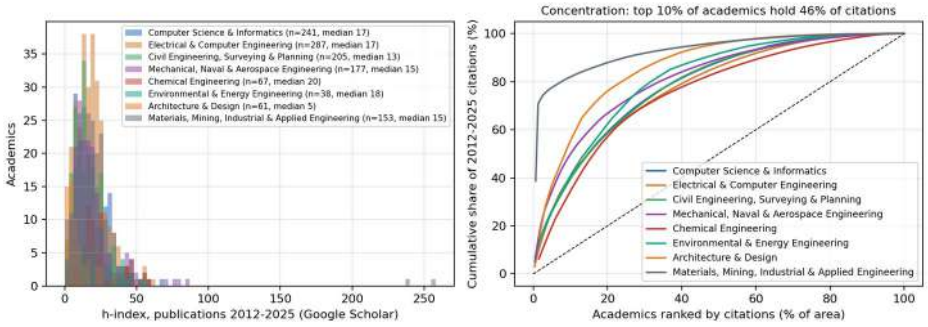

Figure 12. Left: distribution of the 2012-2025 h-index of academics by area (Google Scholar). Right: cumulative share of 2012-2025 citations held by academics ranked by citations within area.

Table 7 lists, for each area, the twenty academics with the highest h-index on their 2012-2025 publications, with their rank within department, within the university's engineering departments, within area and nation-wide, and the composite rank (Eq. 10). The complete ranking of all matched members, department by department, is given in Section 5E.

Table 7a. Computer science and informatics: top-20 academics by h-index, publications 2012-2025 (design A). Ranks: dept / univ / area / all; composite = harmonic mean of the three metric ranks within the area.

Academic	Department (Univ.)	Grade	h	Cites	Pubs	Rank h d/u/a/all	Comp. (area)	Lifetime h / i10 / cites	Conf.
Alexandropoulos Georgios	Informatics & Telecommunications (NKUA)	Assoc.	68	24996	400	1/1/1/7	1.4	71 / 241 / 25765	H
Tefas Anastasios	Informatics (AUTH)	Prof.	56	11920	458	1/1/2/12	2.8	62 / 278 / 15481	H
Verikoukis Christos	Computer Engineering & Informatics (UPatras)	Assoc.	55	11879	465	1/4/3/15	2.0	57 / 268 / 13414	H
Androutsopoulos Ion Ioannis	Informatics (AUEB)	Prof.	45	15425	126	1/1/4/36	3.9	58 / 139 / 23810	H
Patsakis Konstantinos	Informatics (UniPi)	Prof.	45	11983	182	1/1/4/36	4.8	45 / 112 / 12082	H
Christos Troussas	Informatics & Computer Engineering (UniWA)	Assoc.	45	8017	255	1/2/4/36	6.3	45 / 145 / 8125	H
Virvou Maria	Informatics (UniPi)	Prof.	45	7628	347	1/1/4/36	5.8	59 / 285 / 12905	H
Skianis Charalabos	Information & Communication Systems Eng. (Aegean)	Prof.	44	6652	176	1/1/8/42	12.0	46 / 121 / 7577	H
Dimosthenis Kyriazis	Digital Systems (UniPi)	Prof.	43	6575	305	1/3/9/49	9.6	45 / 166 / 7503	H
Pleros Nikos	Informatics (AUTH)	Prof.	42	7442	461	2/7/10/52	4.2	50 / 231 / 9734	H
Stamatatos Evstathios	Information & Communication Systems Eng. (Aegean)	Prof.	41	5918	75	2/2/11/59	18.4	58 / 100 / 12960	L
Georgios Papadopoulos	Informatics & Telematics (HUA)	Asst.	39	5692	245	1/1/12/67	13.7	49 / 146 / 8763	H
Mamoulis Nikolaos	Computer Science & Engineering (UoI)	Prof.	39	5060	166	1/2/12/67	18.1	66 / 199 / 17300	H
Akrivi Krouska	Informatics & Computer Engineering (UniWA)	Asst.	38	5982	166	2/4/14/76	17.6	38 / 96 / 5985	H
Vakali Athina	Informatics (AUTH)	Prof.	36	7130	176	3/10/15/87	14.4	47 / 142 / 13186	L
Ilias Magklogiannis	Digital Systems (UniPi)	Prof.	35	5129	392	2/4/16/92	10.6	49 / 220 / 11579	H
Stafylakis Themos	Informatics (AUEB)	Assoc.	35	4486	91	2/2/16/92	26.6	36 / 67 / 4937	H
Angelis Elevtherios	Informatics (AUTH)	Prof.	35	4274	173	4/11/16/92	23.3	49 / 150 / 9126	L
Loukis Evripidis	Information & Communication Systems Eng. (Aegean)	Prof.	34	4861	183	3/3/19/101	20.9	44 / 121 / 7315	L
Panagakis Ioannis	Informatics & Telecommunications (NKUA)	Assoc.	34	4485	129	2/2/19/101	27.5	35 / 88 / 5122	H

Table 7b. Electrical and computer engineering: top-20 academics by h-index, publications 2012-2025 (design A). Ranks: dept / univ / area / all; composite = harmonic mean of the three metric ranks within the area.

Academic	Department (Univ.)	Grade	h	Cites	Pubs	Rank h d/u/a/all	Comp. (area)	Lifetime h / i10 / cites	Conf.
Sarigiannidis Panagiotis	Electrical & Computer Engineering (UoWM)	Prof.	60	16052	505	1/1/1/8	1.0	61 / 233 / 16477	H
Chronaios Alexandros	Electrical & Computer Engineering (UTH)	Prof.	56	9925	375	1/2/2/12	3.5	74 / 274 / 15545	H
Kymakis Emmanouel	Electrical & Computer Engineering (HMU)	Prof.	54	10172	173	1/1/3/16	4.9	66 / 160 / 15680	H
Symeon Papavassiliou	Electrical & Computer Engineering (NTUA)	Prof.	54	8911	379	1/5/3/16	4.6	59 / 280 / 13235	H
Haris Doukas	Electrical & Computer Engineering (NTUA)	Prof.	51	8138	235	2/7/5/22	8.3	58 / 179 / 11499	H
Sotirios Ioannidis	Electrical & Computer Engineering (TUC)	Prof.	46	9584	267	1/4/6/33	7.1	60 / 188 / 13805	H
Marias Konstantinos	Electrical & Computer Engineering (HMU)	Prof.	44	8438	359	2/3/7/42	7.6	45 / 186 / 9741	H

Academic	Department (Univ.)	Grade	h	Cites	Pubs	Rank h d/u/a/all	Comp. (area)	Lifetime h / i10 / cites	Conf.
Panagiotis Diamantoulakis	Electrical & Computer Engineering (AUTH)	Asst.	43	7047	211	1/6/8/49	12.1	43 / 116 / 7112	H
Tomkos Ioannis	Electrical & Computer Engineering (UPatras)	Prof.	42	8262	279	1/9/9/52	9.3	57 / 257 / 15169	L
Konstantina Nikita	Electrical & Computer Engineering (NTUA)	Prof.	40	7459	252	3/16/10/64	11.2	59 / 241 / 14045	H
Evangelos Spiliotis	Electrical & Computer Engineering (NTUA)	Asst.	39	11955	101	4/17/11/67	6.9	39 / 65 / 11958	M
Dimitrios Kalderis	Electronic Engineering (HMU)	Prof.	39	7426	117	1/4/11/67	16.5	45 / 100 / 9508	H
Dimitrios Soudris	Electrical & Computer Engineering (NTUA)	Prof.	38	6892	500	5/19/13/76	4.7	43 / 258 / 9568	H
Syrakoulis Georgios	Electrical & Computer Engineering (DUTH)	Prof.	37	6648	446	1/3/14/81	6.5	45 / 213 / 9058	H
Kosmatopoulos Ilias	Electrical & Computer Engineering (DUTH)	Prof.	37	5393	181	1/3/14/81	18.8	51 / 150 / 12162	H
Vangelis Marinakis	Electrical & Computer Engineering (NTUA)	Asst.	37	4712	170	6/21/14/81	20.8	37 / 78 / 4745	H
Evangelos Kalogerakis	Electrical & Computer Engineering (TUC)	Assoc.	36	12635	59	2/11/17/87	5.3	42 / 61 / 14567	H
Theodora Varvarigou	Electrical & Computer Engineering (NTUA)	Prof.	36	4402	204	7/24/17/87	21.0	47 / 180 / 8620	H
Athanasios Voulodimos	Electrical & Computer Engineering (NTUA)	Asst.	35	9506	165	8/26/19/92	13.3	36 / 93 / 10337	H
Pavlos Georgilakis	Electrical & Computer Engineering (NTUA)	Prof.	35	7231	114	8/26/19/92	21.7	51 / 140 / 11792	H

Table 7c. Civil engineering, surveying and planning: top-20 academics by h-index, publications 2012-2025 (design A). Ranks: dept / univ / area / all; composite = harmonic mean of the three metric ranks within the area.

Academic	Department (Univ.)	Grade	h	Cites	Pubs	Rank h d/u/a/all	Comp. (area)	Lifetime h / i10 / cites	Conf.
Yannis George	Civil Engineering (NTUA)	Prof.	59	19159	629	1/4/1/9	1.0	65 / 260 / 22200	H
Vlahogianni Eleni	Civil Engineering (NTUA)	Prof.	44	8326	222	2/12/2/42	2.5	50 / 130 / 12374	H
Vamvatsikos Dimitrios	Civil Engineering (NTUA)	Assoc.	42	6179	243	3/14/3/52	2.9	49 / 128 / 17827	H
Iliadis Lazaros	Civil Engineering (DUTH)	Prof.	40	4564	230	1/2/4/64	4.8	43 / 128 / 5854	L
Sextos Anastasios	Civil Engineering (NTUA)	Assoc.	39	4905	219	4/17/5/67	5.9	43 / 124 / 6991	H
Dasios Ioannis	Civil Engineering (AUTH)	Asst.	39	3646	131	1/8/5/67	9.9	39 / 95 / 3752	H
Makropoulos Christos	Civil Engineering (NTUA)	Prof.	38	6356	212	5/19/7/76	5.6	48 / 151 / 9859	H
Lagaros Nikolaos	Civil Engineering (NTUA)	Prof.	35	4474	240	6/26/8/92	5.3	57 / 165 / 10409	H
Papaioannou Iason	Civil Engineering (NTUA)	Asst.	34	5648	189	7/30/9/101	7.7	34 / 78 / 5763	H
Vassiliou Michalis	Civil Engineering (NTUA)	Asst.	34	4274	172	7/30/9/101	9.9	35 / 68 / 4538	H
Gkiotsalitis Konstantinos	Civil Engineering (NTUA)	Asst.	34	3579	149	7/30/9/101	12.9	34 / 70 / 3581	H
Grigorios Fountas	Rural & Surveying Engineering (AUTH)	Assoc.	33	3735	104	1/14/12/107	17.1	33 / 55 / 3739	H
Kepaptsoglou Konstantinos	Rural, Surveying & Geoinformatics Eng. (NTUA)	Prof.	33	3657	161	1/33/12/107	13.1	37 / 100 / 5665	H
Pappas Christoforos	Civil Engineering (UPatras)	Asst.	31	3462	105	1/19/14/134	20.6	31 / 38 / 3470	H
Theodosiou Theodoros	Civil Engineering (AUTH)	Prof.	30	4124	72	2/19/15/144	18.0	34 / 48 / 5518	L
Karavasilis Theodoros	Civil Engineering (UPatras)	Prof.	30	3005	98	2/21/15/144	22.4	37 / 60 / 4170	H
Chrysi Laspidou	Civil Engineering (UTH)	Prof.	30	2762	169	1/6/15/144	15.4	36 / 78 / 5581	H
Kontoe Stavroula	Civil Engineering (UPatras)	Prof.	30	2745	145	2/21/15/144	18.6	34 / 67 / 3461	H
Athanasios Theofilatos	Civil Engineering (UTH)	Asst.	29	3520	91	2/8/19/161	23.4	29 / 43 / 3523	H
Malamis Symeon	Civil Engineering (NTUA)	Assoc.	27	4472	121	10/53/20/186	15.9	35 / 73 / 6062	L

Table 7d. Mechanical, naval and aerospace engineering: top-20 academics by h-index, publications 2012-2025 (design A). Ranks: dept / univ / area / all; composite = harmonic mean of the three metric ranks within the area.

Academic	Department (Univ.)	Grade	h	Cites	Pubs	Rank h d/u/a/all	Comp. (area)	Lifetime h / i10 / cites	Conf.
Bellos Evangelos	Mechanical Engineering (UniWA)	Asst.	84	19539	291	1/1/1/3	1.6	84 / 219 / 19564	H
Tsiakaras Panagiotis	Mechanical Engineering (UTH)	Prof.	78	18007	271	1/1/2/4	2.8	97 / 309 / 27561	H
Mourtzis Dimitrios	Mechanical Eng. & Aeronautics (UPatras)	Prof.	76	22811	327	1/1/3/5	1.6	81 / 269 / 25952	L
Tzivanidis Christos	Mechanical Engineering (NTUA)	Prof.	69	13854	218	1/3/4/6	4.8	70 / 179 / 14365	H
Makris Sotirios	Mechanical Eng. & Aeronautics (UPatras)	Assoc.	59	12204	260	2/2/5/9	5.3	62 / 178 / 13769	H
Markos Petousis	Mechanical Engineering (HMU)	Assoc.	50	7372	215	1/2/6/24	8.2	50 / 160 / 7509	H
Karellas Sotirios	Mechanical Engineering (NTUA)	Prof.	49	7883	191	2/8/7/26	8.6	55 / 139 / 11050	H
Michalos Georgios	Mechanical Eng. & Aeronautics (UPatras)	Asst.	47	6344	131	3/7/8/27	12.6	50 / 102 / 7881	H
Papadopoulos Agis	Mechanical Engineering (AUTH)	Prof.	45	6798	209	1/3/9/36	10.8	54 / 146 / 12020	H
Gasteratos Antonios	Production & Management Engineering (DUTH)	Prof.	44	7520	269	1/1/10/42	7.1	49 / 192 / 10094	H
Ntziachristos Leonidas	Mechanical Engineering (AUTH)	Prof.	44	7397	217	2/4/10/42	9.3	68 / 190 / 15650	H
Kakaras Emmanouil	Mechanical Engineering (NTUA)	Prof.	44	6932	150	3/12/10/42	12.8	63 / 167 / 14991	H
Nikolakopoulos Georgios	Mechanical Eng. & Aeronautics (UPatras)	Prof.	42	8992	410	4/9/13/52	2.4	50 / 209 / 11237	H

Academic	Department (Univ.)	Grade	h	Cites	Pubs	Rank h d/u/a/all	Comp. (area)	Lifetime h / i10 / cites	Conf.
Sarris Ioannis	Mechanical Engineering (UniWA)	Prof.	42	5531	212	2/3/13/52	12.8	45 / 149 / 6731	H
Xydis Georgios	Mechanical Engineering (UoP)	n/s	39	5394	193	1/1/15/67	15.3	40 / 94 / 6174	H
Seferlis Panagiotis	Mechanical Engineering (AUTH)	Prof.	38	4240	207	3/9/16/76	15.8	43 / 123 / 6534	L
Koulouriotis Dimitrios	Mechanical Engineering (NTUA)	Prof.	37	4648	125	4/21/17/81	19.7	48 / 118 / 7762	L
Liarokapis Minas	Mechanical Engineering (NTUA)	Assoc.	36	4273	191	5/24/18/87	17.6	36 / 109 / 4368	H
Michailidis Nikolaos	Mechanical Engineering (AUTH)	Prof.	34	4631	183	4/13/19/101	18.7	44 / 164 / 8176	H
Chatzoglou Prodromos	Production & Management Engineering (DUTH)	Prof.	32	5601	95	2/6/20/120	20.5	46 / 92 / 8981	H

Table 7e. Chemical engineering: top-20 academics by h-index, publications 2012-2025 (design A). Ranks: dept / univ / area / all; composite = harmonic mean of the three metric ranks within the area.

Academic	Department (Univ.)	Grade	h	Cites	Pubs	Rank h d/u/a/all	Comp. (area)	Lifetime h / i10 / cites	Conf.
Mantzavinos Dionysis	Chemical Engineering (UPatras)	Prof.	58	10303	244	1/3/1/11	2.0	88 / 280 / 27674	L
Pandis Spyros	Chemical Engineering (UPatras)	Prof.	54	11280	320	2/5/2/16	2.0	113 / 336 / 81329	H
Frontistis Zacharias	Chemical Engineering (UoWM)	Prof.	54	8093	192	1/2/2/16	3.8	57 / 146 / 8706	H
Dimosthenis Sarigiannis	Chemical Engineering (AUTH)	Prof.	51	7964	444	1/2/4/22	2.2	54 / 159 / 10171	M
Kornaros Michalis	Chemical Engineering (UPatras)	Prof.	50	11987	174	3/6/5/24	2.3	65 / 161 / 16550	L
C Charitidis	Chemical Engineering (NTUA)	Prof.	47	10786	284	1/9/6/27	3.6	55 / 210 / 13832	H
Goula Maria	Chemical Engineering (UoWM)	Prof.	47	7421	143	2/3/6/27	8.5	51 / 105 / 8844	H
E Topakas	Chemical Engineering (NTUA)	Prof.	46	6223	206	2/10/8/33	8.4	58 / 155 / 9237	H
G Stefanidis	Chemical Engineering (NTUA)	Prof.	46	6011	208	2/10/8/33	8.0	52 / 112 / 7435	H
Nikolaos Passalis	Chemical Engineering (AUTH)	Asst.	44	7511	242	2/4/10/42	7.1	44 / 121 / 7520	H
Charisiou Nikolaos	Chemical Engineering (UoWM)	Asst.	43	6749	130	3/4/11/49	11.8	43 / 85 / 6781	H
G Lyberatos	Chemical Engineering (NTUA)	Prof.	42	8131	169	4/14/12/52	7.8	73 / 239 / 20442	H
Karanikolos Georgios	Chemical Engineering (UPatras)	Prof.	39	4962	136	4/12/13/67	14.0	43 / 109 / 5902	H
Athanasios Konstantopoulos	Chemical Engineering (AUTH)	Prof.	33	3170	137	3/14/14/107	15.1	51 / 169 / 10030	L
Kalogiannis Konstantinos	Chemical Engineering (UoWM)	Assoc.	32	4832	53	4/5/15/120	19.0	36 / 52 / 5862	H
H Sarimveis	Chemical Engineering (NTUA)	Prof.	30	3688	129	5/39/16/144	16.7	61 / 145 / 10288	H
Kyriakou Georgios	Chemical Engineering (UPatras)	Prof.	28	5164	83	5/25/17/174	17.1	35 / 73 / 6531	H
Dimakopoulos Ioannis	Chemical Engineering (UPatras)	Prof.	26	2523	106	6/30/18/203	19.3	30 / 78 / 3370	H
S Vouyiouka	Chemical Engineering (NTUA)	Prof.	26	2046	66	6/58/18/203	24.1	29 / 50 / 2821	H
Ioannis Tsivintzelis	Chemical Engineering (AUTH)	Assoc.	26	2003	87	4/27/18/203	22.0	37 / 82 / 4718	H

Table 7f. Environmental and energy engineering: top-20 academics by h-index, publications 2012-2025 (design A). Ranks: dept / univ / area / all; composite = harmonic mean of the three metric ranks within the area.

Academic	Department (Univ.)	Grade	h	Cites	Pubs	Rank h d/u/a/all	Comp. (area)	Lifetime h / i10 / cites	Conf.
Papageorgiou Elpiniki	Energy Systems (UTH)	Prof.	56	9440	257	1/2/1/12	1.3	66 / 217 / 15166	H
Apostolos Voulgarakis	Chemical & Environmental Engineering (TUC)	Prof.	53	19877	210	1/1/2/20	1.6	55 / 93 / 20265	H
Apostolos Giannis	Chemical & Environmental Engineering (TUC)	Assoc.	47	8148	95	2/2/3/27	4.4	51 / 92 / 9282	H
Dimitrios Gournis	Chemical & Environmental Engineering (TUC)	Prof.	45	7282	223	3/5/4/36	3.2	57 / 204 / 13652	H
Nikolaos Paranychianakis	Chemical & Environmental Engineering (TUC)	Prof.	42	5995	175	4/6/5/52	5.2	58 / 173 / 10163	L
Aristeidis Koutroulis	Chemical & Environmental Engineering (TUC)	Assoc.	41	10790	158	5/7/6/59	3.5	46 / 83 / 12573	H
Alexandros Stefanakis	Chemical & Environmental Engineering (TUC)	Assoc.	41	6029	152	5/7/6/59	6.0	44 / 80 / 6648	H
Theocharis Tsoutsos	Chemical & Environmental Engineering (TUC)	Prof.	41	5038	148	5/7/6/59	7.1	54 / 128 / 10388	H
Antonopoulou Maria	Environmental Engineering (UPatras)	Assoc.	41	4936	118	1/11/6/59	7.7	41 / 78 / 4941	H
Tekerlekopoulou Athanasia	Environmental Engineering (UPatras)	Assoc.	37	2920	77	2/13/10/81	12.4	40 / 65 / 3754	H
Koutsias Nikolaos	Environmental Engineering (UPatras)	Prof.	35	5998	102	3/14/11/92	8.7	47 / 87 / 9598	L
Brouzgou Angeliki	Energy Systems (UTH)	Asst.	32	3389	59	2/4/12/120	13.7	32 / 44 / 3412	L
Paraskevi Panagiotopoulou	Chemical & Environmental Engineering (TUC)	Assoc.	30	4295	61	8/14/13/144	13.4	41 / 58 / 7834	H
Antonopoulou Georgia	Environmental Engineering (UPatras)	Assoc.	30	2975	79	4/21/13/144	13.0	35 / 67 / 5409	H
Tsitsifli Stavroula	Environmental Engineering (IHU)	Asst.	23	1183	62	1/2/15/299	17.0	26 / 46 / 1618	H
Nikolaos Diangelakis	Chemical & Environmental Engineering (TUC)	Asst.	20	1725	62	9/29/16/397	15.7	20 / 29 / 1730	H
Papandrianos Nikolaos	Energy Systems (UTH)	Assoc.	20	1376	54	3/17/16/397	18.2	22 / 33 / 1594	H
Lekidis Alexios	Energy Systems (UTH)	Asst.	18	1393	90	4/23/18/483	14.8	18 / 32 / 1400	H
Makridis Sofoklis	Environmental Engineering (UPatras)	Assoc.	18	1087	46	5/66/18/483	20.8	22 / 34 / 1444	M
Antoniou Fani	Environmental Engineering (IHU)	Assoc.	18	698	37	2/10/18/483	22.1	18 / 20 / 714	L

Table 7g. Architecture and design: top-20 academics by h-index, publications 2012-2025 (design A). Ranks: dept / univ / area / all; composite = harmonic mean of the three metric ranks within the area.

Academic	Department (Univ.)	Grade	h	Cites	Pubs	Rank h d/u/a/all	Comp. (area)	Lifetime h / i10 / cites	Conf.
Damianos Gavalas	Product & Systems Design Eng. (Aegean)	Prof.	33	4333	129	1/4/1/107	1.5	44 / 118 / 8465	H
Spyros Vosinakis	Product & Systems Design Eng. (Aegean)	Assoc.	26	2091	98	2/5/2/203	3.0	29 / 63 / 2861	H
Panagiotis Koutsabasis	Product & Systems Design Eng. (Aegean)	Prof.	26	2054	87	2/5/2/203	3.3	30 / 51 / 2579	H
Dimitris Zisis	Product & Systems Design Eng. (Aegean)	Prof.	24	5293	112	4/7/4/265	1.9	25 / 51 / 5702	H
Kyratsis Panagiotis	Product & Systems Design Eng. (UoWM)	Prof.	23	2025	223	1/9/5/299	2.2	24 / 67 / 2252	H
Aristeidis Moustakas	Product & Systems Design Eng. (Aegean)	Asst.	22	1727	55	5/10/6/332	7.1	25 / 48 / 2323	H
Maravelaki Pagona	Architecture (TUC)	Prof.	21	1725	72	1/25/7/361	7.6	34 / 68 / 4488	H
Xanthi Papageorgiou	Product & Systems Design Eng. (Aegean)	Asst.	17	796	48	6/19/8/534	10.3	20 / 34 / 1052	H
Voutetaki Maria-styliani	Architecture (DUTH)	Assoc.	16	1017	35	1/33/9/588	10.7	17 / 22 / 1060	L
Argyris Arnellos	Product & Systems Design Eng. (Aegean)	Assoc.	15	863	30	7/23/10/628	12.6	17 / 24 / 1091	H
Papadimitriou Spyros	Architecture (AUTH)	Prof.	15	618	38	1/89/10/628	12.5	15 / 23 / 618	M
Georgios Koronis	Product & Systems Design Eng. (Aegean)	Asst.	12	2796	27	8/27/12/770	6.6	12 / 14 / 2802	H
Modestos Stavrakis	Product & Systems Design Eng. (Aegean)	Asst.	12	529	84	8/27/12/770	9.6	17 / 24 / 970	H
Manolis Diamantis	Product & Systems Design Eng. (UoWM)	Asst.	12	415	20	2/30/12/770	18.4	13 / 16 / 482	H
Stavroulaki Maria	Architecture (TUC)	Prof.	11	545	41	2/48/15/825	14.3	15 / 17 / 779	H
Kali Tzortzi	Architecture (UPatras)	Assoc.	10	539	39	1/118/16/875	15.3	13 / 19 / 1180	H
Ioannis Xenakis	Product & Systems Design Eng. (Aegean)	Asst.	10	503	26	10/29/16/875	19.3	10 / 11 / 523	H
Dimelli Despoina	Architecture (TUC)	Prof.	10	400	28	3/52/16/875	19.5	10 / 10 / 400	H
Kakoulis Konstantinos	Product & Systems Design Eng. (UoWM)	Prof.	9	333	32	3/41/19/919	19.9	16 / 20 / 774	H
Symeonidou Ioanna	Architecture (UTH)	Assoc.	9	323	79	1/52/19/919	12.6	9 / 9 / 326	H

Table 7h. Materials, mining, industrial and applied engineering: top-20 academics by h-index, publications 2012-2025 (design A). Ranks: dept / univ / area / all; composite = harmonic mean of the three metric ranks within the area.

Academic	Department (Univ.)	Grade	h	Cites	Pubs	Rank h d/u/a/all	Comp. (area)	Lifetime h / i10 / cites	Conf.
Alexopoulos Theodoros	Applied Mathematical & Physical Sciences (NTUA)	Prof.	256	298773	1359	1/1/1/1	1.0	263 / 1200 / 339526	L
Kousouris Konstantinos	Applied Mathematical & Physical Sciences (NTUA)	Prof.	237	248108	1279	2/2/2/2	2.0	254 / 1089 / 299134	H
Georgakilas Alexandros	Applied Mathematical & Physical Sciences (NTUA)	Prof.	52	15407	161	3/6/3/21	4.1	64 / 143 / 21348	H
Konstantinos Zopounidis	Production Engineering & Management (TUC)	Prof.	47	7983	330	1/2/4/27	4.3	86 / 295 / 27773	H
Baskoutas S	Materials Science (UPatras)	Prof.	47	7163	196	1/7/4/27	5.8	58 / 196 / 11798	H
S. Agathopoulos	Materials Science & Engineering (UoI)	Prof.	40	4782	190	1/1/6/64	8.6	54 / 223 / 10064	H
Konstantinos Tsagkarakis	Production Engineering & Management (TUC)	Prof.	39	4716	113	2/10/7/67	10.6	51 / 115 / 8600	H
A. Avgeropoulos	Materials Science & Engineering (UoI)	Prof.	38	6096	246	2/3/8/76	6.9	51 / 187 / 9350	H
Karafyllis Iason	Applied Mathematical & Physical Sciences (NTUA)	Prof.	37	4840	191	4/21/9/81	9.6	49 / 142 / 8172	H
Evangelos Pallis	Industrial Design & Production Eng. (UniWA)	Prof.	36	4674	201	1/5/10/87	9.7	37 / 104 / 5069	H
Paspalakis E	Materials Science (UPatras)	Prof.	33	3559	200	2/15/11/107	11.6	53 / 174 / 9783	H
Bouropoulos N	Materials Science (UPatras)	Prof.	33	3261	99	2/15/11/107	16.5	44 / 114 / 6886	L
Kokkoris Michail	Applied Mathematical & Physical Sciences (NTUA)	Prof.	32	4622	462	5/35/13/120	6.2	42 / 167 / 7152	H
Kominis Ioannis	Applied Mathematical & Physical Sciences (NTUA)	Prof.	30	4060	156	6/39/14/144	14.3	44 / 116 / 10152	H
Vassilis Papadakis	Industrial Design & Production Eng. (UniWA)	Asst.	30	2612	143	2/7/14/144	18.6	33 / 95 / 3357	H
Petros Tsakiridis	Mining & Metallurgical Engineering (NTUA)	Assoc.	29	3766	101	1/43/16/161	17.4	43 / 87 / 9031	H
Kosmas Alexopoulos	Digital Industry Technologies (NKUA)	Assoc.	29	3579	100	1/7/16/161	18.4	32 / 78 / 4149	H
Psarras G	Materials Science (UPatras)	Prof.	29	2224	97	4/24/16/161	23.7	44 / 95 / 6387	H
Paraskevas Tsangaratos	Mining & Metallurgical Engineering (NTUA)	Asst.	28	5182	94	2/47/19/174	14.2	28 / 53 / 5386	H
Kourkoulis Stavros	Applied Mathematical & Physical Sciences (NTUA)	Prof.	28	3065	202	7/47/19/174	12.3	36 / 121 / 4563	H

Conf. = match confidence (H/M/L). Ties share the minimum rank.

5A.6 Field-specific cross-check: Research.com Best Scientists, Greece (2026)

Because design A is author-level, the natural discipline-specific counterpart for engineering and computer science is Research.com's Best Scientists national ranking, which ranks scientists per discipline and country on the D-index (h-index restricted to the discipline's publications and citations) computed from OpenAlex and CrossRef data. Seven of its discipline lists for Greece cover this chapter's areas - computer

science (127 listed scientists), chemistry (87 listed scientists), engineering and technology (82 listed scientists), environmental sciences (67 listed scientists), electronics and electrical engineering (46 listed scientists), materials science (45 listed scientists), mechanical and aerospace engineering (19 listed scientists) - 473 listed scientists in total, of whom 117 are members of our roster (129 list entries, since a member can appear in more than one discipline list). Table 8 gives the roster members found, ordered by their best national rank. The chemistry and environmental-sciences lists could not be retrieved (Section 8); the ranking covers registered, listed scientists only and complements rather than replaces the roster-based designs.

Table 8. Faculty members listed in the Research.com Best Scientists rankings for Greece (2026 edition; 117 of the 1,980 roster members), ordered by best national rank.

Member	Department (Univ.)	Area	Best discipline list	Nat. rank	World rank	D-index	Citations	Lists	Conf.
Bellos Evangelos	Mechanical Engineering (UniWA)	MECH	mechanical and aerospace engineering	1	249	76	16,106	1	H
Pandis Spyros	Chemical Engineering (UPatras)	CHE	environmental sciences	1	144	115	89,327	1	H
Gounopoulos Dimitrios	Informatics & Telecommunications (NKUA)	CS	computer science	2	1,286	76	27,555	1	H
Angelidis Vasileios	Electrical & Computer Engineering (DUTH)	ECE	electronics and electrical engineering	3	289	90	29,114	1	H
Minos Garofalakis	Electrical & Computer Engineering (TUC)	ECE	computer science	3	1,386	75	19,355	1	H
Dimitrios Fotiadis	Informatics (UoWM)	CS	computer science	4	1,705	71	23,657	1	M
Tzivanidis Christos	Mechanical Engineering (NTUA)	MECH	mechanical and aerospace engineering	4	479	65	11,843	1	H
Papadourakis Georgios	Electrical & Computer Engineering (HMU)	ECE	engineering and technology	4	1,088	69	16,004	1	M
Mourtzis Dimitrios	Mechanical Eng. & Aeronautics (UPatras)	MECH	mechanical and aerospace engineering	5	542	62	16,557	1	H
Ioannidis Giannis	Informatics & Telecommunications (NKUA)	CS	computer science	5	2,004	68	19,974	1	H
Konstantinos Zopounidis	Production Engineering & Management (TUC)	ENG	engineering and technology	5	1,242	67	16,180	1	H
Alexandropoulos Georgios	Informatics & Telecommunications (NKUA)	CS	electronics and electrical engineering	6	1,536	60	16,441	1	H
Tsiakaras Panagiotis	Mechanical Engineering (UTH)	MECH	chemistry	8	2,973	81	21,246	1	H
Kosmatopoulos Ilias	Electrical & Computer Engineering (DUTH)	ECE	mechanical and aerospace engineering	9	1,401	45	9,066	2	H
Mamoulis Nikolaos	Computer Science & Engineering (UoI)	CS	computer science	10	2,528	64	15,990	1	H
Triantafyllou Athanasios	Civil Engineering (UPatras)	CIV	engineering and technology	11	1,906	61	19,223	1	H
Michalos Georgios	Mechanical Eng. & Aeronautics (UPatras)	MECH	mechanical and aerospace engineering	11	1,719	42	5,835	1	H
Triantafyllou Athanasios	Mineral Resources Engineering (UoWM)	ENG	engineering and technology	11	1,906	61	19,223	1	M
Tomkos Ioannis	Electrical & Computer Engineering (UPatras)	ECE	electronics and electrical engineering	11	2,273	53	12,477	2	H
Theodoridis Ioannis	Informatics (UniPi)	CS	computer science	11	2,941	61	17,221	1	H
Papageorgiou Elpiniki	Energy Systems (UTH)	ENV	computer science	15	3,760	57	11,986	1	H
Karamanos Spyros	Mechanical Engineering (UTH)	MECH	mechanical and aerospace engineering	15	2,395	36	4,633	1	H
Verikoukis Christos	Computer Engineering & Informatics (UPatras)	CS	electronics and electrical engineering	15	3,059	48	10,144	2	H
Kymakis Emmanouel	Electrical & Computer Engineering (HMU)	ECE	materials science	15	6,581	61	12,952	1	H
Symeon Papavassiliou	Electrical & Computer Engineering (NTUA)	ECE	electronics and electrical engineering	16	3,076	47	9,722	2	H
Ntziachristos Leonidas	Mechanical Engineering (AUTH)	MECH	engineering and technology	16	2,274	60	11,471	2	H
Kornaros Michalis	Chemical Engineering (UPatras)	CHE	environmental sciences	18	2,952	59	13,301	2	H
Pavlos Georgilakis	Electrical & Computer Engineering (NTUA)	ECE	electronics and electrical engineering	19	3,529	44	9,571	1	H
Vlachavas Ioannis	Informatics (AUTH)	CS	computer science	19	4,336	54	16,470	1	H
Tsichrintzis Vasileios	Rural, Surveying & Geoinformatics Eng. (NTUA)	CIV	engineering and technology	19	2,753	57	10,754	2	H
Tefas Anastasios	Informatics (AUTH)	CS	computer science	20	4,380	54	13,675	1	H
Pleros Nikos	Informatics (AUTH)	CS	electronics and electrical engineering	20	3,753	43	7,317	1	H
Nikoletseas Sotiris	Computer Engineering & Informatics (UPatras)	CS	electronics and electrical engineering	22	4,008	42	5,923	2	H
Stavros Papathanassiou	Electrical & Computer Engineering (NTUA)	ECE	electronics and electrical engineering	24	4,042	41	10,113	1	H
Pitoura Evangelia	Computer Science & Engineering (UoI)	CS	computer science	24	4,716	53	10,668	1	H
Thrasyvoulos Spyropoulos	Electrical & Computer Engineering (TUC)	ECE	electronics and electrical engineering	25	4,207	40	13,818	2	H
Achlioptas Dimitris	Informatics & Telecommunications (NKUA)	CS	computer science	26	4,897	52	12,444	1	H
Papadimitriou Kostas	Mechanical Engineering (UTH)	MECH	engineering and technology	26	3,470	52	10,490	1	H
Makris Sotirios	Mechanical Eng. & Aeronautics (UPatras)	MECH	engineering and technology	27	3,494	52	9,691	1	H
Potamianos Gerasimos	Electrical & Computer Engineering (UTH)	ECE	electronics and electrical engineering	27	4,512	39	6,807	2	H
Koubarakis Manolis	Informatics & Telecommunications (NKUA)	CS	computer science	28	4,999	52	9,446	1	H
Hercules Avramopoulos	Electrical & Computer Engineering (NTUA)	ECE	electronics and electrical engineering	28	4,719	38	5,943	1	H
Dimitrios Gournis	Chemical & Environmental Engineering (TUC)	ENV	materials science	28	9,460	51	11,437	2	H

Member	Department (Univ.)	Area	Best discipline list	Nat. rank	World rank	D-index	Citations	Lists	Conf.
Androutsopoulos Ion Ioannis	Informatics (AUEB)	CS	computer science	29	5,069	51	18,323	1	H
Yannis George	Civil Engineering (NTUA)	CIV	engineering and technology	31	3,902	50	9,999	1	H
George Korres	Electrical & Computer Engineering (NTUA)	ECE	electronics and electrical engineering	32	4,988	37	4,771	1	H
Sotirios Ioannidis	Electrical & Computer Engineering (TUC)	ECE	computer science	32	5,463	50	10,097	1	H
Kakaras Emmanouil	Mechanical Engineering (NTUA)	MECH	engineering and technology	33	3,958	50	8,599	1	H
Tsoumakas Grigorios	Informatics (AUTH)	CS	computer science	33	5,591	49	17,007	1	H
Giakoumis Evangelos	Mechanical Engineering (NTUA)	MECH	engineering and technology	34	4,099	49	10,633	1	H
Pratikakis Ioannis	Electrical & Computer Engineering (DUTH)	ECE	computer science	34	5,711	49	9,821	1	H
Karellas Sotirios	Mechanical Engineering (NTUA)	MECH	engineering and technology	35	4,147	49	9,112	1	H
Konstantina Nikita	Electrical & Computer Engineering (NTUA)	ECE	computer science	35	5,716	49	9,746	1	H
Constantinos Valagiannopoulos	Electrical & Computer Engineering (NTUA)	ECE	electronics and electrical engineering	36	5,444	35	2,621	1	H
Haris Doukas	Electrical & Computer Engineering (NTUA)	ECE	engineering and technology	36	4,199	49	8,212	1	H
Eftychios Koutroulis	Electrical & Computer Engineering (TUC)	ECE	electronics and electrical engineering	37	5,459	34	8,887	1	H
Papadopoulos Agis	Mechanical Engineering (AUTH)	MECH	engineering and technology	38	4,398	48	8,849	1	H
Vasileiadis Panagiotis	Computer Science & Engineering (UoI)	CS	computer science	38	6,015	48	9,109	1	H
Syvridis Dimitrios	Informatics & Telecommunications (NKUA)	CS	electronics and electrical engineering	38	5,475	34	7,097	1	H
Alexandros Potamianos	Electrical & Computer Engineering (NTUA)	ECE	computer science	39	6,031	48	8,650	1	H
Antonios Bogris	Informatics & Computer Engineering (UniWA)	CS	electronics and electrical engineering	39	5,851	33	4,428	1	H
Theocharis Tsoutsos	Chemical & Environmental Engineering (TUC)	ENV	engineering and technology	39	4,446	48	8,135	1	H
Lykas Aristeidis	Computer Science & Engineering (UoI)	CS	computer science	40	6,130	47	15,850	1	H
Dimitrios Zografopoulos	Electrical & Computer Engineering (AUTH)	ECE	electronics and electrical engineering	40	5,914	33	3,547	1	H
Athanasios D. Panagopoulos	Electrical & Computer Engineering (NTUA)	ECE	electronics and electrical engineering	41	5,997	32	5,046	1	H
Sarigiannidis Panagiotis	Electrical & Computer Engineering (UoWM)	ECE	computer science	41	6,234	47	10,432	1	H
Chountalas Dimitrios	Mechanical Engineering (NTUA)	MECH	engineering and technology	43	4,942	46	8,705	1	H
Dimitrios Soudris	Electrical & Computer Engineering (NTUA)	ECE	electronics and electrical engineering	43	6,216	31	5,657	1	H
Zoiros Kyriakos	Electrical & Computer Engineering (DUTH)	ECE	electronics and electrical engineering	46	6,596	30	2,931	1	H
Gregoris Mentzas	Electrical & Computer Engineering (NTUA)	ECE	engineering and technology	46	5,245	45	8,505	1	H
Smaragdakis Giannis	Informatics & Telecommunications (NKUA)	CS	computer science	47	6,609	46	9,391	1	H
Lagaros Nikolaos	Civil Engineering (NTUA)	CIV	engineering and technology	47	5,641	44	7,002	1	H
Michalis Lazaridis	Chemical & Environmental Engineering (TUC)	ENV	environmental sciences	48	7,528	41	5,432	1	H
Ioannis Papamichail	Production Engineering & Management (TUC)	ENG	engineering and technology	49	5,925	43	7,597	1	H
Frontistis Zacharias	Chemical Engineering (UoWM)	CHE	chemistry	50	11,563	54	7,721	1	H
Kotropoulos Konstantinos	Informatics (AUTH)	CS	computer science	51	7,022	45	7,902	1	H
Vlahogianni Eleni	Civil Engineering (NTUA)	CIV	engineering and technology	52	6,197	42	9,169	1	H
Kontos Athanasios	Applied Mathematical & Physical Sciences (NTUA)	ENG	engineering and technology	54	6,580	41	10,218	1	H
Kabourakis Georgios	Information & Communication Systems Eng. (Aegean)	CS	computer science	55	7,724	43	8,355	1	H
Vamvatsikos Dimitrios	Civil Engineering (NTUA)	CIV	engineering and technology	57	6,904	40	13,671	1	H
Mavrantzas Vlasis	Chemical Engineering (UPatras)	CHE	engineering and technology	58	7,054	40	6,608	2	H
Ioannis Marinakis	Production Engineering & Management (TUC)	ENG	computer science	59	8,288	42	5,549	1	H
Koulouriotis Dimitrios	Mechanical Engineering (NTUA)	MECH	computer science	60	8,290	42	5,503	1	H
Athanasios Loukas	Rural & Surveying Engineering (AUTH)	CIV	environmental sciences	61	8,927	35	4,830	1	H
Seferlis Panagiotis	Mechanical Engineering (AUTH)	MECH	engineering and technology	64	8,153	37	4,880	1	H
Tsiknakis Emmanouel	Electrical & Computer Engineering (HMU)	ECE	computer science	67	8,986	40	7,317	1	L
Gasteratos Antonios	Production & Management Engineering (DUTH)	MECH	computer science	68	9,002	40	7,182	1	H
Evangelos Kalogerakis	Electrical & Computer Engineering (TUC)	ECE	computer science	72	9,251	39	11,308	1	H
Douligeris Christos	Informatics (UniPi)	CS	computer science	73	9,381	39	7,567	1	H
Antonios Kladas	Electrical & Computer Engineering (NTUA)	ECE	engineering and technology	75	8,687	35	4,536	1	H
Emmanouil Kriezis	Electrical & Computer Engineering (AUTH)	ECE	engineering and technology	76	8,898	34	4,333	1	H
Chatzimisios Periklis	Information & Electronic Engineering (IHU)	ECE	computer science	77	9,866	38	6,888	1	H
Stamelos Ioannis	Informatics (AUTH)	CS	computer science	78	9,959	38	6,041	1	H
Karavasilis Theodoros	Civil Engineering (UPatras)	CIV	engineering and technology	78	8,946	34	3,211	1	H
Tagaras Georgios	Mechanical Engineering (AUTH)	MECH	engineering and technology	79	9,069	33	4,330	1	H
Parsopoulos Konstantinos	Computer Science & Engineering (UoI)	CS	computer science	80	10,188	37	10,520	1	H
Tsipouras Markos	Electrical & Computer Engineering (UoWM)	ECE	computer science	81	10,406	37	6,231	1	H
Alexandridis Alex	Electrical & Electronics Engineering (UniWA)	ECE	engineering and technology	82	9,238	32	3,239	1	H
Marias Konstantinos	Electrical & Computer Engineering (HMU)	ECE	computer science	86	10,936	36	5,555	1	L
Gkizopoulos Dimitrios	Informatics & Telecommunications (NKUA)	CS	computer science	87	11,007	36	4,966	1	H
Kotidis Ioannis	Informatics (AUEB)	CS	computer science	91	11,251	35	6,181	1	H
Theodora Varvarigou	Electrical & Computer Engineering (NTUA)	ECE	computer science	92	11,298	35	5,733	1	H
Damianos Gavalas	Product & Systems Design Eng. (Aegean)	ARCH	computer science	95	11,653	34	6,617	1	H
Charalabidis Giannis	Information & Communication Systems Eng. (Aegean)	CS	computer science	98	12,077	33	7,041	1	H

Member	Department (Univ.)	Area	Best discipline list	Nat. rank	World rank	D-index	Citations	Lists	Conf.
Avouris Nikolaos	Electrical & Computer Engineering (UPatras)	ECE	computer science	103	12,271	33	4,927	1	H
Symeonidis Panagiotis	Information & Communication Systems Eng. (Aegean)	CS	computer science	106	12,406	33	3,960	1	H
Katsaros Dimitrios	Electrical & Computer Engineering (UTH)	ECE	computer science	108	12,566	32	6,277	1	H
Nectarios Koziris	Electrical & Computer Engineering (NTUA)	ECE	computer science	110	12,618	32	5,682	1	H
Chatzoglou Prodromos	Production & Management Engineering (DUTH)	MECH	computer science	112	12,774	32	4,455	1	H
Tsaparas Panagiotis	Computer Science & Engineering (UoI)	CS	computer science	115	12,969	31	7,641	1	H
Panagiotis Demestichas	Digital Systems (UniPi)	CS	computer science	116	13,014	31	6,191	1	H
Koutsopoulos Iordanis	Informatics (AUEB)	CS	computer science	118	13,056	31	5,545	1	H
Apostolou Dimitrios	Informatics (UniPi)	CS	computer science	120	13,175	31	4,526	1	H
Apostolou Dimitrios	Mechanical Engineering (UoP)	MECH	computer science	120	13,175	31	4,526	1	M
Dimosthenis Kyriazis	Digital Systems (UniPi)	CS	computer science	123	13,291	31	3,826	1	H
Kabourlazos Vasileios	Computer Science (IHU)	CS	computer science	124	13,293	31	3,800	1	H
Patsakis Konstantinos	Informatics (UniPi)	CS	computer science	127	13,675	30	3,761	1	H

Source: research.com/scientists-rankings/<discipline>/gr, retrieved 27 August 2026. D-index = discipline-restricted h-index computed by Research.com from OpenAlex and CrossRef. Lists = number of discipline rankings in which the member appears. Conf. = match confidence (H = university confirmed; M = Greek institution with full-name match; L = weaker evidence).

Table 9. Research.com Greece discipline lists used: scientists listed and roster members found per list.

Research.com discipline list (Greece)	Scientists listed	Roster members found	Share of the list
computer science	127	59	46.5%
chemistry	87	4	4.6%
engineering and technology	82	30	36.6%
environmental sciences	67	6	9.0%
electronics and electrical engineering	46	22	47.8%
materials science	45	2	4.4%
mechanical and aerospace engineering	19	6	31.6%
All five lists	473	117	24.7%

5B. Koukoutsidis (2022) ranking methodology

5B.1 Reproduced baseline: Scopus publications 2017-2021

Table 10 reproduces the 2022 results for the 79 of our 84 departments that are identifiable in its appendix, with the ranking of the original study. Across these departments citations per TRS member ranged from 1.9 (Architecture (UPatras)) to 699.8 (Applied Mathematical & Physical Sciences (NTUA)), papers per TRS member from 1.0 to 37.4, and citations per paper from 1.8 to 20.3. Citations per paper re-orders the top group relative to citations per member, exactly as the original study reported, and the small departments dominate the per-member ranking.

Table 10. Departments, Scopus publications 2017-2021 (reproduced from Koukoutsidis, 2022, Appendix B; 79 departments matched to the 2026 roster). Ordered by citations per TRS member.

Univ.	Department (2022 name)	TRS 2022	Papers 2017-21	Citations	Papers/TRS	Cit./TRS	Cit./paper
NTUA	Applied Mathematical & Physical Sciences	67	2339	46887	34.91	699.81	20.05
UPatras	Chemical Engineering	25	657	11058	26.28	442.32	16.83
TUC	Chemical & Environmental Engineering	25	533	10795	21.32	431.80	20.25
UoWM	Chemical Engineering	11	201	4089	18.27	371.73	20.34
UoC	Computer Science	23	767	7483	33.35	325.35	9.76
UPatras	Environmental Engineering	10	197	3093	19.70	309.30	15.70
UoI	Materials Science & Engineering	22	665	6789	30.23	308.59	10.21
NKUA	Informatics & Telecommunications	33	818	10090	24.79	305.76	12.33
AUTH	Chemical Engineering	22	454	6433	20.64	292.41	14.17
NTUA	Mechanical Engineering	43	1068	12165	24.84	282.91	11.39
AUTH	Informatics	30	1123	8174	37.43	272.47	7.28
AUTH	Electrical & Computer Engineering	47	1149	12654	24.45	269.23	11.01
NTUA	Chemical Engineering	47	867	11866	18.45	252.47	13.69
NTUA	Electrical & Computer Engineering	56	1917	13812	34.23	246.64	7.21
DUTH	Environmental Engineering	20	323	4925	16.15	246.25	15.25
UTH	Mechanical Engineering	22	351	4998	15.95	227.18	14.24
HMU	Mechanical Engineering	18	228	3789	12.67	210.50	16.62
UPatras	Materials Science	19	404	3937	21.26	207.21	9.75
TUC	Production Engineering & Management	28	474	5755	16.93	205.54	12.14
UniPi	Digital Systems	22	622	4378	28.27	199.00	7.04
Aegean	Information & Communication Systems Eng.	27	506	5343	18.74	197.89	10.56

Univ.	Department (2022 name)	TRS 2022	Papers 2017-21	Citations	Papers/TRS	Cit./TRS	Cit./paper
UTH	Computer Science & Biomedical Informatics	20	448	3940	22.40	197.00	8.79
UPatras	Mechanical Eng. & Aeronautics	29	612	5675	21.10	195.69	9.27
TUC	Electrical & Computer Engineering	26	538	5009	20.69	192.65	9.31
UniPi	Informatics	22	496	4227	22.55	192.14	8.52
AUTH	Mechanical Engineering	28	537	5373	19.18	191.89	10.01
IHU	Computer Science	10	200	1793	20.00	179.30	8.96
NTUA	Civil Engineering	47	885	8362	18.83	177.91	9.45
UTH	Electrical & Computer Engineering	24	630	4256	26.25	177.33	6.76
NTUA	Rural, Surveying & Geoinformatics Eng.	31	504	5076	16.26	163.74	10.07
UPatras	Civil Engineering	21	268	3264	12.76	155.43	12.18
HUA	Informatics & Telematics	18	342	2579	19.00	143.28	7.54
UoWM	Electrical & Computer Engineering	27	517	3810	19.15	141.11	7.37
UPatras	Electrical & Computer Engineering	39	821	5071	21.05	130.03	6.18
HMU	Electrical & Computer Engineering	36	464	4640	12.89	128.89	10.00
UTH	Energy Systems	10	122	1288	12.20	128.80	10.56
UoP	Informatics & Telecommunications	22	388	2814	17.64	127.91	7.25
DUTH	Production & Management Engineering	15	206	1917	13.73	127.80	9.31
DUTH	Electrical & Computer Engineering	35	652	4466	18.63	127.60	6.85
UniWA	Informatics & Computer Engineering	25	342	3155	13.68	126.20	9.23
TUC	Mineral Resources Engineering	18	229	2154	12.72	119.67	9.41
UoI	Computer Science & Engineering	26	383	2944	14.73	113.23	7.69
UTH	Civil Engineering	20	257	2095	12.85	104.75	8.15
UniWA	Mechanical Engineering	20	186	1838	9.30	91.90	9.88
DUTH	Civil Engineering	39	585	3357	15.00	86.08	5.74
NKUA	Aerospace Science & Technology	8	129	685	16.12	85.62	5.31
NTUA	Mining & Metallurgical Engineering	33	351	2764	10.64	83.76	7.87
AUTH	Rural & Surveying Engineering	22	207	1817	9.41	82.59	8.78
HMU	Electronic Engineering	24	174	1872	7.25	78.00	10.76
AUTH	Civil Engineering	51	576	3869	11.29	75.86	6.72
AUTH	Spatial Planning & Development	19	167	1378	8.79	72.53	8.25
UniWA	Biomedical Engineering	19	160	1185	8.42	62.37	7.41
Aegean	Product & Systems Design Eng.	19	208	1164	10.95	61.26	5.60
NTUA	Naval Architecture & Marine Eng.	22	280	1338	12.73	60.82	4.78
UoWM	Mechanical Engineering	25	172	1495	6.88	59.80	8.69
UoM	Applied Informatics	5	46	294	9.20	58.80	6.39
IHU	Information & Electronic Engineering	28	179	1630	6.39	58.21	9.11
UniWA	Electrical & Electronics Engineering	60	430	3052	7.17	50.87	7.10
UoP	Electrical & Computer Engineering	32	305	1607	9.53	50.22	5.27
UniWA	Industrial Design & Production Eng.	27	211	1275	7.81	47.22	6.04
UTH	Planning & Regional Development	19	128	726	6.74	38.21	5.67
UoWM	Informatics	8	72	296	9.00	37.00	4.11
UoWM	Product & Systems Design Eng.	9	69	312	7.67	34.67	4.52
UoP	Mechanical Engineering	15	73	509	4.87	33.93	6.97
UTH	Digital Systems	14	107	475	7.64	33.93	4.44
UniWA	Naval Architecture	15	45	413	3.00	27.53	9.18
IHU	Civil Engineering	11	58	285	5.27	25.91	4.91
UniWA	Surveying & Geoinformatics Eng.	16	83	392	5.19	24.50	4.72
IHU	Mechanical Engineering	13	58	292	4.46	22.46	5.03
UniWA	Civil Engineering	23	80	512	3.48	22.26	6.40
UoWM	Mineral Resources Engineering	9	46	174	5.11	19.33	3.78
IHU	Environmental Engineering	9	27	159	3.00	17.67	5.89
UTH	Architecture	26	52	435	2.00	16.73	8.37
UoP	Civil Engineering	10	43	161	4.30	16.10	3.74
IHU	Surveying & Geoinformatics Eng.	10	29	127	2.90	12.70	4.38
TUC	Architecture	20	64	252	3.20	12.60	3.94
AUTH	Architecture	25	28	153	1.12	6.12	5.46
NTUA	Architecture	58	60	277	1.03	4.78	4.62
UPatras	Architecture	22	24	42	1.09	1.91	1.75

Source: Koukoutsidis (2022), arXiv:2212.12032, Appendix B. Departments matched to the 2026 roster on university and department name; five 2026 departments have no identifiable 2022 counterpart following mergers in the former technological institutes and are omitted from this table only.

Figure 9 relates the 2017-2021 Scopus values of these departments to their 2012-2025 Google Scholar values computed here, for both indicators of design B.

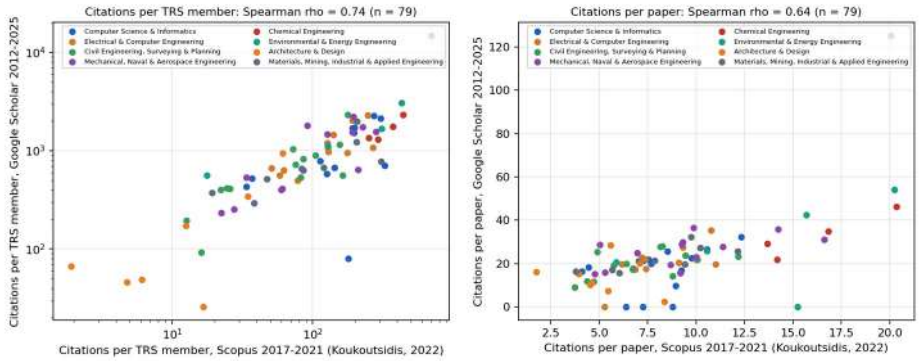

Figure 9. Departments in both studies: citations per TRS member (left, log scales) and per paper (right) under Scopus 2017-2021 (Koukoutsidis, 2022) and under Google Scholar 2012-2025 (this study).

5B.2 Departments, publications 2012-2025

Computer science and informatics: 396 TRS members in 18 departments produced 19,504 unique 2012-2025 documents with 451,332 citations. Citations per TRS member range from 0.0 (Informatics & Telecommunications (UoP)) to 2,259.0 (Informatics (AUTH)) and citations per paper from 0.0 (Computer Science & Biomedical Informatics (UTH)) to 32.9 (Informatics (AUEB)). The top three departments by citations per member are Informatics (AUTH) (2,259.0); Informatics & Telecommunications (NKUA) (2,138.9); Informatics (AUEB) (1,871.9); by citations per paper Informatics (AUEB) (32.9); Informatics & Telecommunications (NKUA) (32.2); Information & Communication Systems Eng. (Aegean) (26.5) (Figure 13). 155 members (39%) have no public Google Scholar profile and count in the denominator.

Table 10a. Computer science and informatics: Google Scholar documents 2012-2025 per department (design B). Ordered by citations per TRS member; ranks within area and within the university.

Department (Univ.)	TRS	No profile	Papers	Citations	Papers/ TRS	Cit./TRS	Cit./paper	Rank cit/TRS (area)	Rank cit/paper (area)	Rank in univ.
Informatics (AUTH)	30	2	3158	67769	105.27	2,258.97	21.46	1	8	1
Informatics & Telecommunications (NKUA)	36	9	2392	77000	66.44	2,138.89	32.19	2	2	1
Informatics (AUEB)	23	6	1310	43054	56.96	1,871.91	32.87	3	1	1
Digital Systems (UniPi)	21	9	1712	36000	81.52	1,714.29	21.03	4	9	1
Informatics (UniPi)	20	7	1323	34031	66.15	1,701.55	25.72	5	4	2
Information & Communication Systems Eng. (Aegean)	26	3	1499	39719	57.65	1,527.65	26.50	6	3	1
Computer Engineering & Informatics (UPatras)	36	4	2764	45280	76.78	1,257.78	16.38	7	14	5
Informatics (Ionian)	32	14	1308	33284	40.88	1,040.12	25.45	8	5	1
Computer Science & Engineering (UoI)	29	8	1138	22721	39.24	783.48	19.97	9	10	1
Computer Science (UoC)	17	12	534	11977	31.41	704.53	22.43	10	6	1
Informatics & Telematics (HUA)	12	8	371	8061	30.92	671.75	21.73	11	7	1
Informatics & Computer Engineering (UniWA)	29	17	1013	16936	34.93	584.00	16.72	12	12	4
Informatics (UoWM)	11	4	350	5761	31.82	523.73	16.46	13	13	3
Digital Systems (UTH)	18	7	426	7749	23.67	430.50	18.19	14	11	5
Computer Science (IHU)	25	14	206	1990	8.24	79.60	9.66	15	15	6
Computer Science & Biomedical Informatics (UTH)	10	10	0	0	0.00	0.00	0.00	16	16	8
Applied Informatics (UoM)	12	12	0	0	0.00	0.00	0.00	16	16	1
Informatics & Telecommunications (UoP)	9	9	0	0	0.00	0.00	0.00	16	16	3

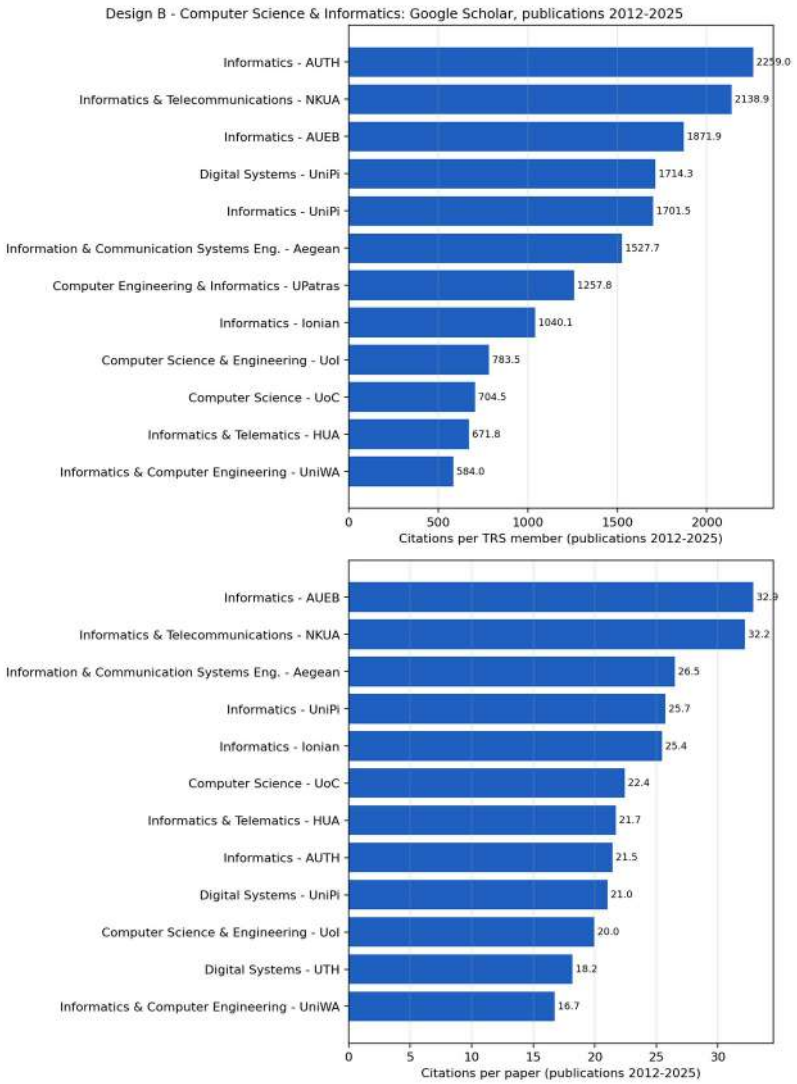

Figure 13. Computer science and informatics: citations per TRS member (top) and citations per paper (bottom), Google Scholar documents 2012-2025, design B.

Electrical and computer engineering: 424 TRS members in 13 departments produced 22,376 unique 2012-2025 documents with 480,526 citations. Citations per TRS member range from 0.0 (Electrical & Computer Engineering (UoP)) to 2,290.3 (Electrical & Computer Engineering (NTUA)) and citations per paper from 0.0 (Electrical & Computer Engineering (UoP)) to 35.3 (Electronic Engineering (HMU)). The top three departments by citations per member are Electrical & Computer Engineering (NTUA) (2,290.3); Electrical & Computer Engineering (TUC) (2,022.3); Electrical & Computer Engineering (UoWM) (1,446.3); by citations per paper Electronic Engineering (HMU) (35.3); Electrical & Computer Engineering (TUC) (27.4); Electrical & Computer Engineering (NTUA) (22.8) (Figure 14). 137 members (32%) have no public Google Scholar profile and count in the denominator.

Table 10b. Electrical and computer engineering: Google Scholar documents 2012-2025 per department (design B). Ordered by citations per TRS member; ranks within area and within the university.

Department (Univ.)	TRS	No profile	Papers	Citations	Papers/ TRS	Cit./TRS	Cit./paper	Rank cit/TRS (area)	Rank cit/paper (area)	Rank in univ.
Electrical & Computer Engineering (NTUA)	61	12	6125	139707	100.41	2,290.28	22.81	1	3	3
Electrical & Computer Engineering (TUC)	24	4	1772	48536	73.83	2,022.33	27.39	2	2	2
Electrical & Computer Engineering (UoWM)	24	6	1575	34711	65.62	1,446.29	22.04	3	4	2
Electrical & Computer Engineering (DUTH)	32	7	2217	38347	69.28	1,198.34	17.30	4	12	2
Electrical & Computer Engineering (AUTH)	36	16	1950	38588	54.17	1,071.89	19.79	5	8	4
Electrical & Computer Engineering (HMU)	38	12	1839	40291	48.39	1,060.29	21.91	6	5	1

Department (Univ.)	TRS	No profile	Papers	Citations	Papers/ TRS	Cit./TRS	Cit./paper	Rank cit/TRS (area)	Rank cit/paper (area)	Rank in univ.
Electrical & Computer Engineering (UPatras)	35	10	1750	34333	50.00	980.94	19.62	7	9	7
Electrical & Computer Engineering (UTH)	23	8	1235	21859	53.70	950.39	17.70	8	10	3
Electrical & Electronics Engineering (UniWA)	52	6	1704	34478	32.77	663.04	20.23	9	7	2
Biomedical Engineering (UniWA)	21	7	761	13353	36.24	635.86	17.55	10	11	3
Information & Electronic Engineering (IHU)	36	15	994	20296	27.61	563.78	20.42	11	6	1
Electronic Engineering (HMU)	32	24	454	16027	14.19	500.84	35.30	12	1	3
Electrical & Computer Engineering (UoP)	10	10	0	0	0.00	0.00	0.00	13	13	3

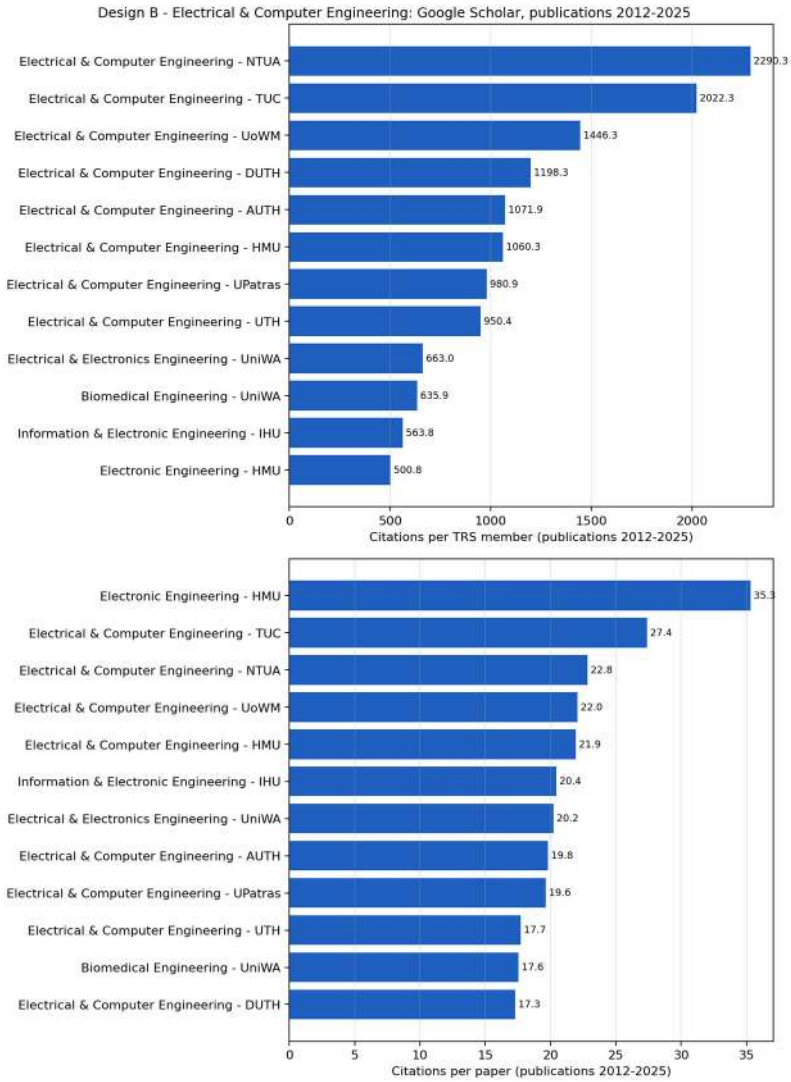

Figure 14. Electrical and computer engineering: citations per TRS member (top) and citations per paper (bottom), Google Scholar documents 2012-2025, design B.

Civil engineering, surveying and planning: 296 TRS members in 13 departments produced 12,622 unique 2012-2025 documents with 263,156 citations. Citations per TRS member range from 92.2 (Civil Engineering (UoP)) to 2,315.6 (Civil Engineering (NTUA)) and citations per paper from 8.9 (Civil Engineering (UoP)) to 28.0 (Spatial Planning & Development (AUTH)). The top three departments by citations per member are Civil Engineering (NTUA) (2,315.6); Civil Engineering (UPatras) (1,157.0); Spatial Planning & Development (AUTH) (1,043.1); by citations per paper Spatial Planning & Development (AUTH) (28.0); Civil Engineering (UTH) (27.7); Civil Engineering (IHU) (25.3) (Figure 15). 91 members (31%) have no public Google Scholar profile and count in the denominator.

Table 10c. Civil engineering, surveying and planning: Google Scholar documents 2012-2025 per department (design B). Ordered by citations per TRS member; ranks within area and within the university.

Department (Univ.)	TRS	No profile	Papers	Citations	Papers/ TRS	Cit./TRS	Cit./paper	Rank cit/TRS (area)	Rank cit/paper (area)	Rank in univ.
Civil Engineering (NTUA)	41	7	4013	94940	97.88	2,315.61	23.66	1	4	2
Civil Engineering (UPatras)	24	6	1198	27767	49.92	1,156.96	23.18	2	5	6
Spatial Planning & Development (AUTH)	18	3	670	18776	37.22	1,043.11	28.02	3	1	5
Civil Engineering (UTH)	20	6	648	17931	32.40	896.55	27.67	4	2	4
Civil Engineering (DUTH)	24	7	1026	19694	42.75	820.58	19.19	5	8	3
Civil Engineering (AUTH)	51	14	2133	36938	41.82	724.27	17.32	6	9	6
Rural, Surveying & Geoinformatics Eng. (NTUA)	17	11	439	9606	25.82	565.06	21.88	7	6	7
Rural & Surveying Engineering (AUTH)	22	7	821	11746	37.32	533.91	14.31	8	10	7
Surveying & Geoinformatics Eng. (UniWA)	19	2	683	7900	35.95	415.79	11.57	9	12	6
Civil Engineering (IHU)	14	7	227	5750	16.21	410.71	25.33	10	3	3
Civil Engineering (UniWA)	21	7	427	8457	20.33	402.71	19.81	11	7	7
Surveying & Geoinformatics Eng. (IHU)	13	5	213	2545	16.38	195.77	11.95	12	11	5
Civil Engineering (UoP)	12	9	124	1106	10.33	92.17	8.92	13	13	2

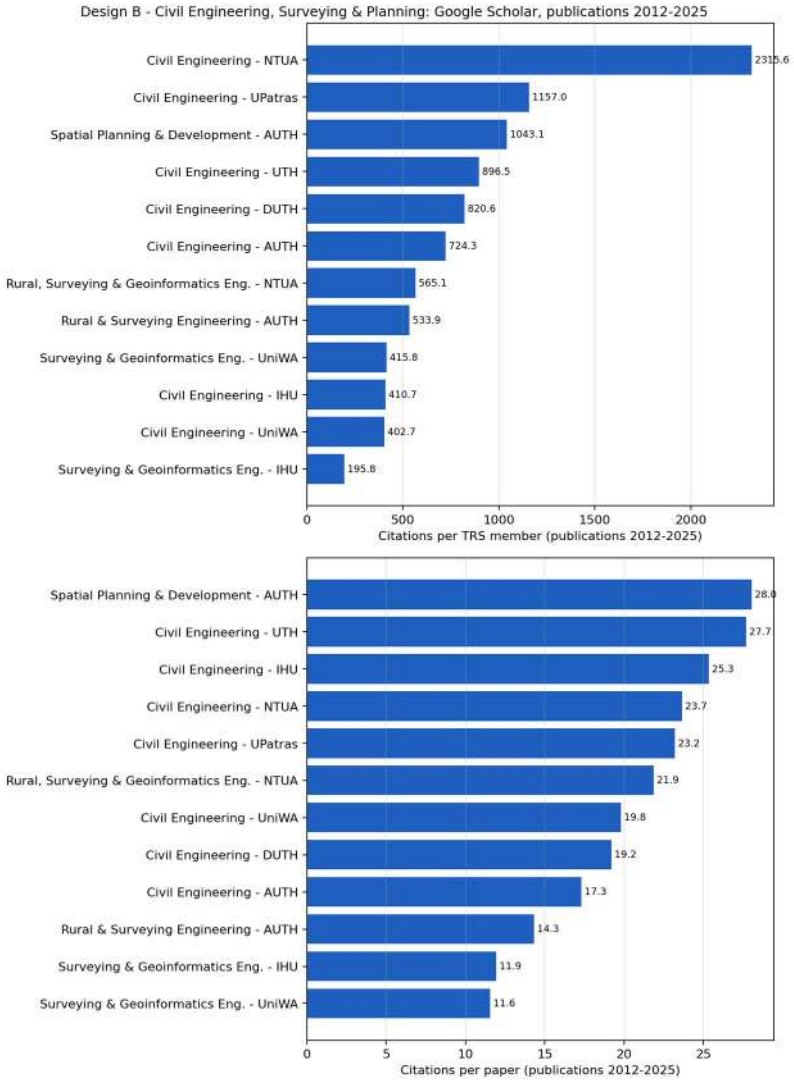

Figure 15. Civil engineering, surveying and planning: citations per TRS member (top) and citations per paper (bottom), Google Scholar documents 2012-2025, design B.

Mechanical, naval and aerospace engineering: 269 TRS members in 13 departments produced 11,701 unique 2012-2025 documents with 315,229 citations. Citations per TRS member range from 232.4 (Mechanical Engineering (IHU)) to 2,217.8 (Mechanical Eng. & Aeronautics (UPatras)) and citations per paper from 15.1 (Naval Architecture & Marine Eng. (NTUA)) to 36.5 (Mechanical Engineering (UniWA)).

The top three departments by citations per member are Mechanical Eng. & Aeronautics (UPatras) (2,217.8); Mechanical Engineering (UniWA) (1,807.6); Mechanical Engineering (UTH) (1,733.5); by citations per paper Mechanical Engineering (UniWA) (36.5); Mechanical Engineering (UTH) (35.9); Mechanical Engineering (HMU) (31.1) (Figure 16). 92 members (34%) have no public Google Scholar profile and count in the denominator.

Table 10d. Mechanical, naval and aerospace engineering: Google Scholar documents 2012-2025 per department (design B). Ordered by citations per TRS member; ranks within area and within the university.

Department (Univ.)	TRS	No profile	Papers	Citations	Papers/ TRS	Cit./TRS	Cit./paper	Rank cit/TRS (area)	Rank cit/paper (area)	Rank in univ.
Mechanical Eng. & Aeronautics (UPatras)	29	7	2218	64317	76.48	2,217.83	29.00	1	5	2
Mechanical Engineering (UniWA)	19	6	942	34344	49.58	1,807.58	36.46	2	1	1
Mechanical Engineering (UTH)	18	4	870	31203	48.33	1,733.50	35.87	3	2	1
Mechanical Engineering (NTUA)	43	10	2432	67351	56.56	1,566.30	27.69	4	7	4
Mechanical Engineering (AUTH)	29	5	1928	44543	66.48	1,535.97	23.10	5	9	2
Production & Management Engineering (DUTH)	16	2	784	23439	49.00	1,464.94	29.90	6	4	1
Mechanical Engineering (HMU)	12	10	249	7737	20.75	644.75	31.07	7	3	2
Aerospace Science & Technology (NKUA)	12	5	476	7580	39.67	631.67	15.92	8	11	2
Mechanical Engineering (UoP)	19	9	405	10114	21.32	532.32	24.97	9	8	1
Naval Architecture & Marine Eng. (NTUA)	23	15	628	9467	27.30	411.61	15.07	10	13	8
Mechanical Engineering (UoWM)	20	5	412	8055	20.60	402.75	19.55	11	10	4
Naval Architecture (UniWA)	15	3	244	3826	16.27	255.07	15.68	12	12	8
Mechanical Engineering (IHU)	14	11	113	3253	8.07	232.36	28.79	13	6	4

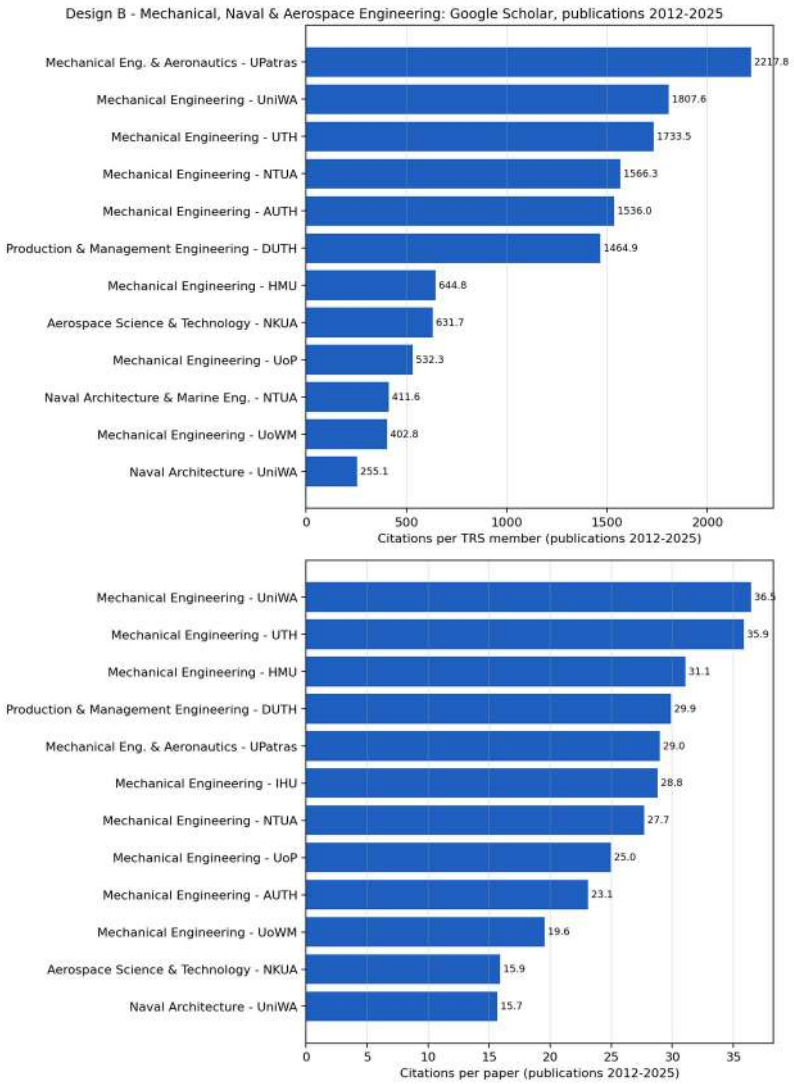

Figure 16. Mechanical, naval and aerospace engineering: citations per TRS member (top) and citations per paper (bottom), Google Scholar documents 2012-2025, design B.

Chemical engineering: 111 TRS members in 4 departments produced 5,929 unique 2012-2025 documents with 181,653 citations. Citations per TRS member range from 1,301.7 (Chemical Engineering (AUTH)) to 2,324.1 (Chemical Engineering (UPatras)) and citations per paper from 21.9 (Chemical Engineering (AUTH)) to 46.3 (Chemical Engineering (UoWM)). The top three departments by citations per member are Chemical Engineering (UPatras) (2,324.1); Chemical Engineering (UoWM) (1,757.7); Chemical Engineering (NTUA) (1,358.4); by citations per paper Chemical Engineering (UoWM) (46.3); Chemical Engineering (UPatras) (34.8); Chemical Engineering (NTUA) (29.2) (Figure 17). 44 members (40%) have no public Google Scholar profile and count in the denominator.

Table 10e. Chemical engineering: Google Scholar documents 2012-2025 per department (design B). Ordered by citations per TRS member; ranks within area and within the university.

Department (Univ.)	TRS	No profile	Papers	Citations	Papers/ TRS	Cit./TRS	Cit./paper	Rank cit/TRS (area)	Rank cit/paper (area)	Rank in univ.
Chemical Engineering (UPatras)	28	7	1868	65075	66.71	2,324.11	34.84	1	2	1
Chemical Engineering (UoWM)	13	6	494	22850	38.00	1,757.69	46.26	2	1	1
Chemical Engineering (NTUA)	46	19	2138	62488	46.48	1,358.43	29.23	3	3	5
Chemical Engineering (AUTH)	24	12	1429	31240	59.54	1,301.67	21.86	4	4	3

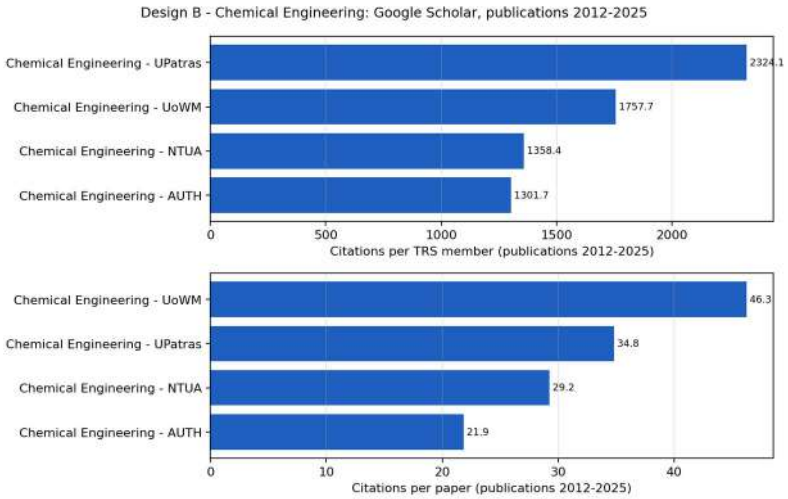

Figure 17. Chemical engineering: citations per TRS member (top) and citations per paper (bottom), Google Scholar documents 2012-2025, design B.

Environmental and energy engineering: 67 TRS members in 5 departments produced 2,670 unique 2012-2025 documents with 111,637 citations. Citations per TRS member range from 0.0 (Environmental Engineering (DUTH)) to 3,073.7 (Chemical & Environmental Engineering (TUC)) and citations per paper from 0.0 (Environmental Engineering (DUTH)) to 54.0 (Chemical & Environmental Engineering (TUC)). The top three departments by citations per member are Chemical & Environmental Engineering (TUC) (3,073.7); Environmental Engineering (UPatras) (1,682.3); Energy Systems (UTH) (1,121.5); by citations per paper Chemical & Environmental Engineering (TUC) (54.0); Environmental Engineering (UPatras) (42.4); Energy Systems (UTH) (25.8) (Figure 18). 29 members (43%) have no public Google Scholar profile and count in the denominator.

Table 10f. Environmental and energy engineering: Google Scholar documents 2012-2025 per department (design B). Ordered by citations per TRS member; ranks within area and within the university.

Department (Univ.)	TRS	No profile	Papers	Citations	Papers/ TRS	Cit./TRS	Cit./paper	Rank cit/TRS (area)	Rank cit/paper (area)	Rank in univ.
Chemical & Environmental Engineering (TUC)	23	11	1310	70694	56.96	3,073.65	53.96	1	1	1
Environmental Engineering (UPatras)	11	5	436	18505	39.64	1,682.27	42.44	2	2	4
Energy Systems (UTH)	15	4	652	16823	43.47	1,121.53	25.80	3	3	2
Environmental Engineering (IHU)	10	1	272	5615	27.20	561.50	20.64	4	4	2
Environmental Engineering (DUTH)	8	8	0	0	0.00	0.00	0.00	5	5	5

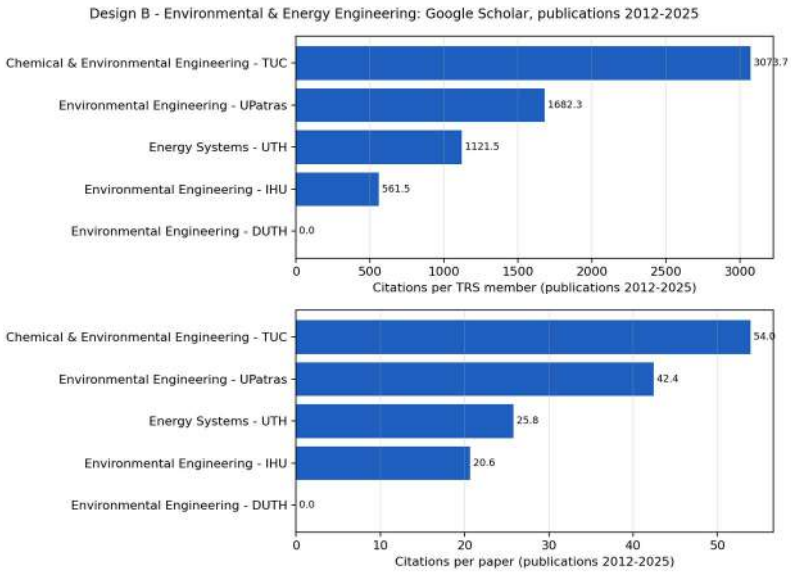

Figure 18. Environmental and energy engineering: citations per TRS member (top) and citations per paper (bottom), Google Scholar documents 2012-2025, design B.

Architecture and design: 154 TRS members in 8 departments produced 1,841 unique 2012-2025 documents with 31,162 citations. Citations per TRS member range from 25.8 (Architecture (UTH)) to 939.1 (Product & Systems Design Eng. (Aegean)) and citations per paper from 2.3 (Architecture (UTH)) to 28.5 (Product & Systems Design Eng. (Aegean)). The top three departments by citations per member are Product & Systems Design Eng. (Aegean) (939.1); Product & Systems Design Eng. (UoWM) (342.2); Architecture (TUC) (173.0); by citations per paper Product & Systems Design Eng. (Aegean) (28.5); Architecture (DUTH) (17.1); Architecture (UPatras) (16.1) (Figure 19). 93 members (60%) have no public Google Scholar profile and count in the denominator.

Table 10g. Architecture and design: Google Scholar documents 2012-2025 per department (design B). Ordered by citations per TRS member; ranks within area and within the university.

Department (Univ.)	TRS	No profile	Papers	Citations	Papers/ TRS	Cit./TRS	Cit./paper	Rank cit/TRS (area)	Rank cit/paper (area)	Rank in univ.
Product & Systems Design Eng. (Aegean)	21	5	693	19722	33.00	939.14	28.46	1	1	2
Product & Systems Design Eng. (UoWM)	8	2	266	2738	33.25	342.25	10.29	2	6	6
Architecture (TUC)	20	14	229	3460	11.45	173.00	15.11	3	4	5
Architecture (UPatras)	24	17	100	1610	4.17	67.08	16.10	4	3	8
Architecture (DUTH)	20	17	71	1218	3.55	60.90	17.15	5	2	4
Architecture (AUTH)	26	18	171	1269	6.58	48.81	7.42	6	7	8
Architecture (NTUA)	12	8	49	551	4.08	45.92	11.24	7	5	9
Architecture (UTH)	23	12	262	594	11.39	25.83	2.27	8	8	7

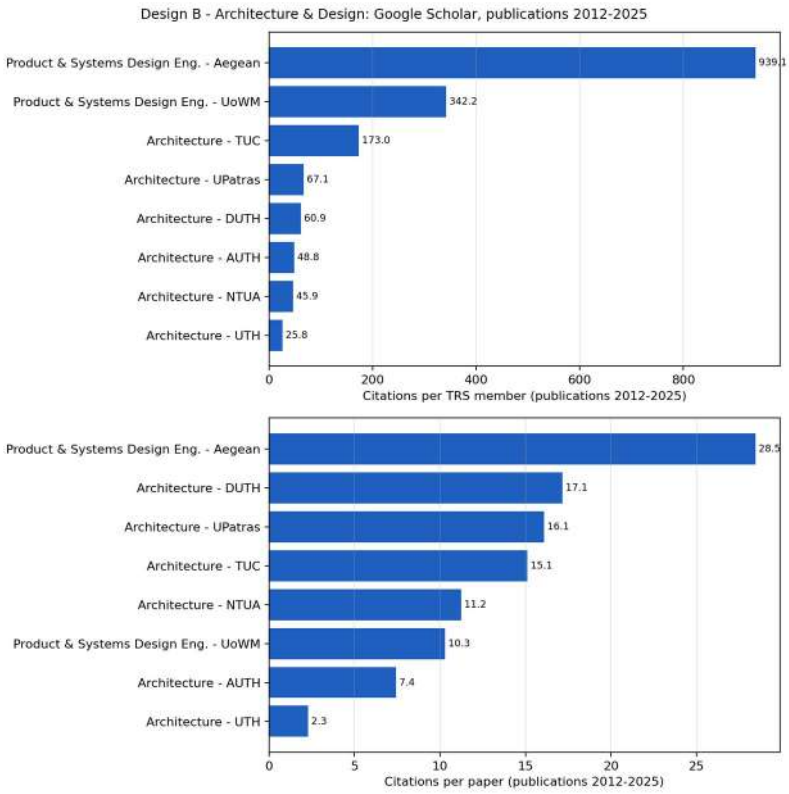

Figure 19. Architecture and design: citations per TRS member (top) and citations per paper (bottom), Google Scholar documents 2012-2025, design B.

Materials, mining, industrial and applied engineering: 263 TRS members in 10 departments produced 12,084 unique 2012-2025 documents with 757,447 citations. Citations per TRS member range from 293.9 (Planning & Regional Development (UTH)) to 14,748.0 (Applied Mathematical & Physical Sciences (NTUA)) and citations per paper from 15.6 (Industrial Design & Production Eng. (UniWA)) to 125.1 (Applied Mathematical & Physical Sciences (NTUA)). The top three departments by citations per member are Applied Mathematical & Physical Sciences (NTUA) (14,748.0); Materials Science (UPatras) (1,978.0); Production Engineering & Management (TUC) (1,229.7); by citations per paper Applied Mathematical & Physical Sciences (NTUA) (125.1); Materials Science (UPatras) (32.2); Materials Science & Engineering (UoI) (27.2) (Figure 20). 110 members (42%) have no public Google Scholar profile and count in the denominator.

Table 10h. Materials, mining, industrial and applied engineering: Google Scholar documents 2012-2025 per department (design B). Ordered by citations per TRS member; ranks within area and within the university.

Department (Univ.)	TRS	No profile	Papers	Citations	Papers/ TRS	Cit./TRS	Cit./paper	Rank cit/TRS (area)	Rank cit/paper (area)	Rank in univ.
Applied Mathematical & Physical Sciences (NTUA)	40	14	4715	589921	117.88	14,748.02	125.12	1	1	1
Materials Science (UPatras)	20	2	1229	39559	61.45	1,977.95	32.19	2	2	3
Production Engineering & Management (TUC)	29	11	1397	35661	48.17	1,229.69	25.53	3	4	3
Materials Science & Engineering (UoI)	24	17	688	18688	28.67	778.67	27.16	4	3	2
Mineral Resources Engineering (TUC)	15	5	513	10063	34.20	670.87	19.62	5	6	4
Mining & Metallurgical Engineering (NTUA)	33	13	1017	21625	30.82	655.30	21.26	6	5	6
Industrial Design & Production Eng. (UniWA)	25	11	829	12903	33.16	516.12	15.56	7	10	5
Digital Industry Technologies (NKUA)	29	13	763	13427	26.31	463.00	17.60	8	7	3
Mineral Resources Engineering (UoWM)	19	7	435	7076	22.89	372.42	16.27	9	9	5
Planning & Regional Development (UTH)	29	17	498	8524	17.17	293.93	17.12	10	8	6

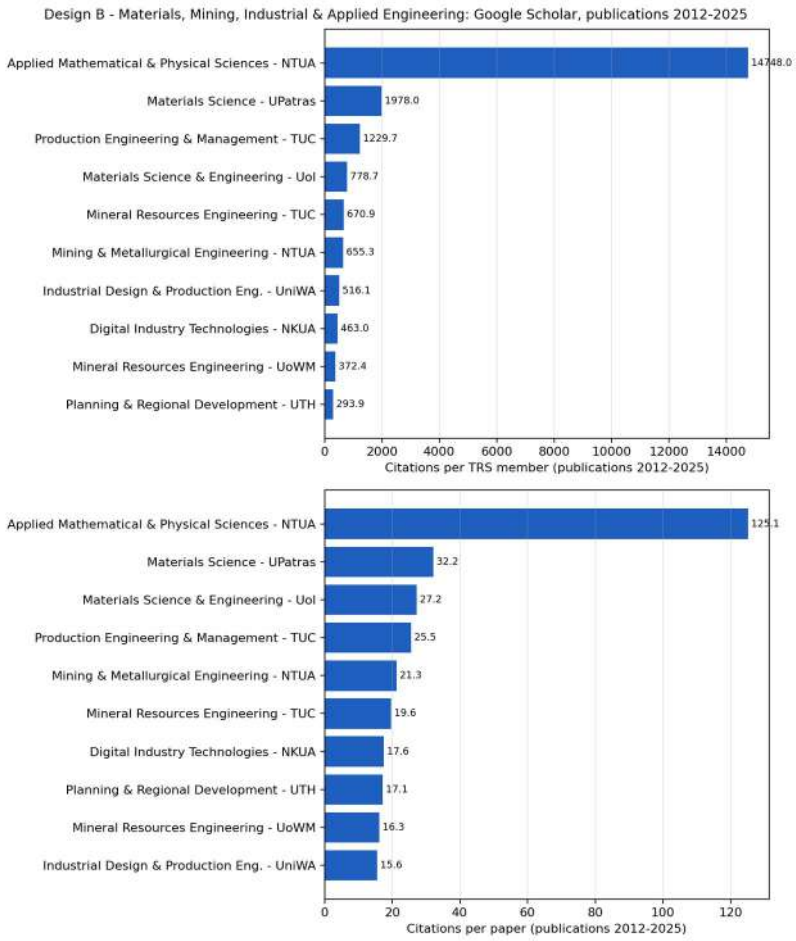

Figure 20. Materials, mining, industrial and applied engineering: citations per TRS member (top) and citations per paper (bottom), Google Scholar documents 2012-2025, design B.

5B.3 Individual ranking of faculty members (extension of design B)

Table 11 lists, for each area, the twenty members with the most citations to their own 2012-2025 documents, with papers, citations per paper and lifetime h, and their ranks within department, university, area and nation-wide; the complete list is in Section 5E. Because the department indicators of design B are unions, a member's own counts do not sum to the department's, which is the point of reporting both.

Table 11a. Computer science and informatics: top-20 faculty members by citations to own documents 2012-2025 (design B).

Member	Department (Univ.)	Grade	Papers	Citations	Cit./ paper	Lifetime h	Rank cites d/u/a/all	Comp. (area)	Conf.
Alexandropoulos Georgios	Informatics & Telecommunications (NKUA)	Assoc.	400	24996	62.5	71	1/1/1/3	1.8	H
Androutsopoulos Ion Ioannis	Informatics (AUEB)	Prof.	126	15425	122.4	58	1/1/2/10	4.5	H
Patsakis Konstantinos	Informatics (UniPi)	Prof.	182	11983	65.8	45	1/1/3/17	7.2	H
Tefas Anastasios	Informatics (AUTH)	Prof.	458	11920	26.0	62	1/1/4/19	3.6	H
Verikoukis Christos	Computer Engineering & Informatics (UPatras)	Assoc.	465	11879	25.6	57	1/5/5/20	2.3	H
Pavlopoulos Ioannis	Informatics (AUEB)	Asst.	120	8236	68.6	24	2/2/6/35	15.6	L
Christos Troussas	Informatics & Computer Engineering (UniWA)	Assoc.	255	8017	31.4	45	1/2/7/40	11.4	H
Virvou Maria	Informatics (UniPi)	Prof.	347	7628	22.0	59	2/2/8/44	6.9	H
Pleros Nikos	Informatics (AUTH)	Prof.	461	7442	16.1	50	2/4/9/48	4.5	H
Vakali Athina	Informatics (AUTH)	Prof.	176	7130	40.5	47	3/6/10/56	16.2	L
Konstantinos Giannakis	Informatics (Ionian)	Prof.	55	7010	127.5	20	1/1/11/58	28.6	H
Skianis Charalabos	Information & Communication Systems Eng. (Aegean)	Prof.	176	6652	37.8	46	1/1/12/64	18.4	H
Dimosthenis Kyriazis	Digital Systems (UniPi)	Prof.	305	6575	21.6	45	1/3/13/66	12.6	H
Kalogeraki Vasiliki	Informatics (AUEB)	Prof.	456	6105	13.4	51	3/3/14/73	7.8	L

Member	Department (Univ.)	Grade	Papers	Citations	Cit./ paper	Lifetime h	Rank cites d/u/a/all	Comp. (area)	Conf.
Akrivi Krouska	Informatics & Computer Engineering (UniWA)	Asst.	166	5982	36.0	38	2/3/15/79	24.7	H
Stamatatos Evstathios	Information & Communication Systems Eng. (Aegean)	Prof.	75	5918	78.9	58	2/2/16/80	14.0	L
Georgios Papadopoulos	Informatics & Telematics (HUA)	Asst.	245	5692	23.2	49	1/1/17/81	16.2	H
Vlachavas Ioannis	Informatics (AUTH)	Prof.	145	5196	35.8	60	4/10/18/89	10.7	H
Ilias Magklogiannis	Digital Systems (UniPi)	Prof.	392	5129	13.1	49	2/4/19/92	11.1	H
Mamoulis Nikolaos	Computer Science & Engineering (UoI)	Prof.	166	5060	30.5	66	1/2/20/93	7.2	H

Table 11b. Electrical and computer engineering: top-20 faculty members by citations to own documents 2012-2025 (design B).

Member	Department (Univ.)	Grade	Papers	Citations	Cit./ paper	Lifetime h	Rank cites d/u/a/all	Comp. (area)	Conf.
Sarigiannidis Panagiotis	Electrical & Computer Engineering (UoWM)	Prof.	505	16052	31.8	61	1/1/1/9	1.4	H
Evangelos Kalogerakis	Electrical & Computer Engineering (TUC)	Assoc.	59	12635	214.2	42	1/2/2/13	5.6	H
Evangelos Spiliotis	Electrical & Computer Engineering (NTUA)	Asst.	101	11955	118.4	39	1/6/3/18	8.1	M
Kymakis Emmanouel	Electrical & Computer Engineering (HMU)	Prof.	173	10172	58.8	66	1/1/4/25	5.6	H
Chronaios Alexandros	Electrical & Computer Engineering (UTH)	Prof.	375	9925	26.5	74	1/2/5/26	3.5	H
Sotirios Ioannidis	Electrical & Computer Engineering (TUC)	Prof.	267	9584	35.9	60	2/4/6/27	7.1	H
Athanasios Voulodimos	Electrical & Computer Engineering (NTUA)	Asst.	165	9506	57.6	36	2/8/7/28	15.6	H
Symeon Papavassiliou	Electrical & Computer Engineering (NTUA)	Prof.	379	8911	23.5	59	3/9/8/31	6.4	H
Marias Konstantinos	Electrical & Computer Engineering (HMU)	Prof.	359	8438	23.5	45	2/2/9/32	10.1	H
Tomkos Ioannis	Electrical & Computer Engineering (UPatras)	Prof.	279	8262	29.6	57	1/9/10/34	9.6	L
Haris Doukas	Electrical & Computer Engineering (NTUA)	Prof.	235	8138	34.6	58	4/11/11/37	11.0	H
Konstantina Nikita	Electrical & Computer Engineering (NTUA)	Prof.	252	7459	29.6	59	5/14/12/47	9.7	H
Dimitrios Kalderis	Electronic Engineering (HMU)	Prof.	117	7426	63.5	45	1/3/13/49	22.2	H
Pavlos Georgilakis	Electrical & Computer Engineering (NTUA)	Prof.	114	7231	63.4	51	6/15/14/54	19.7	H
Panagiotis Diamantoulakis	Electrical & Computer Engineering (AUTH)	Asst.	211	7047	33.4	43	1/7/15/57	19.1	H
Dimitrios Soudris	Electrical & Computer Engineering (NTUA)	Prof.	500	6892	13.8	43	7/17/16/60	5.0	H
Syrakoulis Georgios	Electrical & Computer Engineering (DUTH)	Prof.	446	6648	14.9	45	1/2/17/65	6.9	H
Chatzimisios Periklis	Information & Electronic Engineering (IHU)	Prof.	273	6294	23.1	41	1/1/18/69	16.4	H
Gregoris Mentzas	Electrical & Computer Engineering (NTUA)	Prof.	180	6276	34.9	52	8/19/19/70	18.0	H
Kosmatopoulos Ilias	Electrical & Computer Engineering (DUTH)	Prof.	181	5393	29.8	51	2/4/20/86	19.3	H

Table 11c. Civil engineering, surveying and planning: top-20 faculty members by citations to own documents 2012-2025 (design B).

Member	Department (Univ.)	Grade	Papers	Citations	Cit./ paper	Lifetime h	Rank cites d/u/a/all	Comp. (area)	Conf.
Yannis George	Civil Engineering (NTUA)	Prof.	629	19159	30.5	65	1/3/1/7	1.0	H
Vlahogianni Eleni	Civil Engineering (NTUA)	Prof.	222	8326	37.5	50	2/10/2/33	2.9	H
Angelidou Margarita	Spatial Planning & Development (AUTH)	Asst.	70	6692	95.6	21	1/9/3/63	8.2	H
Makropoulos Christos	Civil Engineering (NTUA)	Prof.	212	6356	30.0	48	3/18/4/67	5.1	H
Vamvatsikos Dimitrios	Civil Engineering (NTUA)	Assoc.	243	6179	25.4	49	4/21/5/72	3.2	H
Papaioannou Iason	Civil Engineering (NTUA)	Asst.	189	5648	29.9	34	5/23/6/82	9.3	H
Sextos Anastasios	Civil Engineering (NTUA)	Assoc.	219	4905	22.4	43	6/26/7/100	6.3	H
Iliadis Lazaros	Civil Engineering (DUTH)	Prof.	230	4564	19.8	43	1/6/8/114	5.5	L
Lagaros Nikolaos	Civil Engineering (NTUA)	Prof.	240	4474	18.6	57	7/31/9/118	3.2	H
Malamis Symeon	Civil Engineering (NTUA)	Assoc.	121	4472	37.0	35	8/32/10/119	15.5	L
Vassiliou Michalis	Civil Engineering (NTUA)	Asst.	172	4274	24.9	35	9/34/11/129	12.2	H
Theodosiou Theodoros	Civil Engineering (AUTH)	Prof.	72	4124	57.3	34	1/16/12/136	20.7	L
Mavrouli Olga	Civil Engineering (UniWA)	Asst.	86	3949	45.9	27	1/7/13/144	24.8	H
Fotopoulou Stavroula	Civil Engineering (IHU)	Asst.	76	3777	49.7	23	1/3/14/150	28.0	H
Grigorios Fountas	Rural & Surveying Engineering (AUTH)	Assoc.	104	3735	35.9	33	1/20/15/155	23.2	H
Kepaptsoglou Konstantinos	Rural, Surveying & Geoinformatics Eng. (NTUA)	Prof.	161	3657	22.7	37	1/45/16/158	13.1	H
Dasios Ioannis	Civil Engineering (AUTH)	Asst.	131	3646	27.8	39	2/21/17/161	14.1	H
Gkiotsalitis Konstantinos	Civil Engineering (NTUA)	Asst.	149	3579	24.0	34	10/46/18/164	17.9	H
Athanasios Theofilatos	Civil Engineering (UTH)	Asst.	91	3520	38.7	29	1/4/19/167	28.9	H
Labros Koutas	Civil Engineering (UTH)	Assoc.	43	3475	80.8	20	2/5/20/172	41.2	H

Table 11d. Mechanical, naval and aerospace engineering: top-20 faculty members by citations to own documents 2012-2025 (design B).

Member	Department (Univ.)	Grade	Papers	Citations	Cit./ paper	Lifetime h	Rank cites d/u/a/all	Comp. (area)	Conf.
Mourtzis Dimitrios	Mechanical Eng. & Aeronautics (UPatras)	Prof.	327	22811	69.8	81	1/1/1/4	1.6	L
Bellos Evangelos	Mechanical Engineering (UniWA)	Asst.	291	19539	67.1	84	1/1/2/6	2.2	H
Tsiakaras Panagiotis	Mechanical Engineering (UTH)	Prof.	271	18007	66.5	97	1/1/3/8	1.9	H
Tzivanidis Christos	Mechanical Engineering (NTUA)	Prof.	218	13854	63.5	70	1/5/4/12	4.8	H
Makris Sotirios	Mechanical Eng. & Aeronautics (UPatras)	Assoc.	260	12204	46.9	62	2/3/5/15	5.9	H
Nikolakopoulos Georgios	Mechanical Eng. & Aeronautics (UPatras)	Prof.	410	8992	21.9	50	3/8/6/30	2.4	H
Karellas Sotirios	Mechanical Engineering (NTUA)	Prof.	191	7883	41.3	55	2/13/7/43	9.1	H
Gasteratos Antonios	Production & Management Engineering (DUTH)	Prof.	269	7520	28.0	49	1/1/8/45	7.6	H
Ntziachristos Leonidas	Mechanical Engineering (AUTH)	Prof.	217	7397	34.1	68	1/5/9/51	7.1	H
Markos Petousis	Mechanical Engineering (HMU)	Assoc.	215	7372	34.3	50	1/4/10/52	10.3	H
Kakaras Emmanouil	Mechanical Engineering (NTUA)	Prof.	150	6932	46.2	63	3/16/11/59	10.0	H
Papadopoulos Agis	Mechanical Engineering (AUTH)	Prof.	209	6798	32.5	54	2/8/12/61	10.8	H
Michalos Georgios	Mechanical Eng. & Aeronautics (UPatras)	Asst.	131	6344	48.4	50	4/11/13/68	14.7	H
Chatzoglou Prodromos	Production & Management Engineering (DUTH)	Prof.	95	5601	59.0	46	2/3/14/83	18.9	H
Sarris Ioannis	Mechanical Engineering (UniWA)	Prof.	212	5531	26.1	45	2/4/15/84	13.9	H
Xydis Georgios	Mechanical Engineering (UoP)	n/s	193	5394	27.9	40	1/1/16/85	17.4	H
Koulouriotis Dimitrios	Mechanical Engineering (NTUA)	Prof.	125	4648	37.2	48	4/29/17/110	18.8	L
Michailidis Nikolaos	Mechanical Engineering (AUTH)	Prof.	183	4631	25.3	44	3/12/18/112	18.3	H
Liarokapis Minas	Mechanical Engineering (NTUA)	Assoc.	191	4273	22.4	36	5/35/19/131	20.4	H
Seferlis Panagiotis	Mechanical Engineering (AUTH)	Prof.	207	4240	20.5	43	4/15/20/132	17.0	L

Table 11e. Chemical engineering: top-20 faculty members by citations to own documents 2012-2025 (design B).

Member	Department (Univ.)	Grade	Papers	Citations	Cit./ paper	Lifetime h	Rank cites d/u/a/all	Comp. (area)	Conf.
Kornaros Michalis	Chemical Engineering (UPatras)	Prof.	174	11987	68.9	65	1/4/1/16	2.2	L
Pandis Spyros	Chemical Engineering (UPatras)	Prof.	320	11280	35.2	113	2/6/2/21	1.5	H
C Charitidis	Chemical Engineering (NTUA)	Prof.	284	10786	38.0	55	1/7/3/23	3.8	H
Mantzavinos Dionysis	Chemical Engineering (UPatras)	Prof.	244	10303	42.2	88	3/7/4/24	3.0	L
G Lyberatos	Chemical Engineering (NTUA)	Prof.	169	8131	48.1	73	2/12/5/38	4.7	H
Frontistis Zacharias	Chemical Engineering (UoWM)	Prof.	192	8093	42.1	57	1/2/6/39	6.9	H
Dimosthenis Sarigiannis	Chemical Engineering (AUTH)	Prof.	444	7964	17.9	54	1/2/7/42	2.4	M
Nikolaos Passalis	Chemical Engineering (AUTH)	Asst.	242	7511	31.0	44	2/3/8/46	7.6	H
Goula Maria	Chemical Engineering (UoWM)	Prof.	143	7421	51.9	51	2/3/9/50	10.8	H
Charisiou Nikolaos	Chemical Engineering (UoWM)	Asst.	130	6749	51.9	43	3/4/10/62	13.1	H
E Topakas	Chemical Engineering (NTUA)	Prof.	206	6223	30.2	58	3/20/11/71	7.5	H
G Stefanidis	Chemical Engineering (NTUA)	Prof.	208	6011	28.9	52	4/22/12/76	8.6	H
Kyriakou Georgios	Chemical Engineering (UPatras)	Prof.	83	5164	62.2	35	4/13/13/91	19.5	H
Karanikolos Georgios	Chemical Engineering (UPatras)	Prof.	136	4962	36.5	43	5/14/14/97	14.7	H
Kalogiannis Konstantinos	Chemical Engineering (UoWM)	Assoc.	53	4832	91.2	36	4/5/15/103	23.2	H
Athanasios Salifoglou	Chemical Engineering (AUTH)	Prof.	121	3818	31.6	43	3/19/16/147	16.2	H
H Sarimveis	Chemical Engineering (NTUA)	Prof.	129	3688	28.6	61	5/44/17/157	9.4	H
Athanasios Konstantopoulos	Chemical Engineering (AUTH)	Prof.	137	3170	23.1	51	4/26/18/195	13.8	L
A Vlysidis	Chemical Engineering (NTUA)	Asst.	57	3162	55.5	27	6/53/19/197	29.0	H
Dasios Konstantinos	Chemical Engineering (UPatras)	Assoc.	80	2669	33.4	30	6/32/20/246	25.8	H

Table 11f. Environmental and energy engineering: top-20 faculty members by citations to own documents 2012-2025 (design B).

Member	Department (Univ.)	Grade	Papers	Citations	Cit./ paper	Lifetime h	Rank cites d/u/a/all	Comp. (area)	Conf.
Apostolos Voulgarakis	Chemical & Environmental Engineering (TUC)	Prof.	210	19877	94.7	55	1/1/1/5	1.9	H
Aristeidis Koutroulis	Chemical & Environmental Engineering (TUC)	Assoc.	158	10790	68.3	46	2/3/2/22	3.6	H
Papageorgiou Elpiniki	Energy Systems (UTH)	Prof.	257	9440	36.7	66	1/3/3/29	1.3	H
Apostolos Giannis	Chemical & Environmental Engineering (TUC)	Assoc.	95	8148	85.8	51	3/5/4/36	5.8	H
Dimitrios Gournis	Chemical & Environmental Engineering (TUC)	Prof.	223	7282	32.6	57	4/7/5/53	2.9	H
Alexandros Stefanakis	Chemical & Environmental Engineering (TUC)	Assoc.	152	6029	39.7	44	5/8/6/75	6.8	H
Koutsias Nikolaos	Environmental Engineering (UPatras)	Prof.	102	5998	58.8	47	1/12/7/77	7.6	L
Nikolaos Paranychianakis	Chemical & Environmental Engineering (TUC)	Prof.	175	5995	34.3	58	6/9/8/78	3.4	L
Theocharis Tsoutsos	Chemical & Environmental Engineering (TUC)	Prof.	148	5038	34.0	54	7/10/9/94	6.6	H

Member	Department (Univ.)	Grade	Papers	Citations	Cit./ paper	Lifetime h	Rank cites d/u/a/all	Comp. (area)	Conf.
Antonopoulou Maria	Environmental Engineering (UPatras)	Assoc.	118	4936	41.8	41	2/15/10/99	9.2	H
Paraskevi Panagiotopoulou	Chemical & Environmental Engineering (TUC)	Assoc.	61	4295	70.4	41	8/12/11/127	12.2	H
Brouzgou Angeliki	Energy Systems (UTH)	Asst.	59	3389	57.4	32	2/8/12/182	14.8	L
Antonopoulou Georgia	Environmental Engineering (UPatras)	Assoc.	79	2975	37.7	35	3/26/13/211	13.3	H
Tekerlekopoulou Athanasia	Environmental Engineering (UPatras)	Assoc.	77	2920	37.9	40	4/27/14/218	13.3	H
Nikolaos Diangelakis	Chemical & Environmental Engineering (TUC)	Asst.	62	1725	27.8	20	9/29/15/383	17.0	H
Nikolaos Xekoukoulotakis	Chemical & Environmental Engineering (TUC)	Asst.	21	1650	78.6	39	10/31/16/405	17.5	H
Konstantinidis Dimitrios	Environmental Engineering (IHU)	Prof.	35	1483	42.4	17	1/7/17/453	21.4	M
Lekidis Alexios	Energy Systems (UTH)	Asst.	90	1393	15.5	18	3/23/18/478	15.6	H
Papandrianos Nikolaos	Energy Systems (UTH)	Assoc.	54	1376	25.5	22	4/24/19/481	19.0	H
Zaoutsos Stefanos	Energy Systems (UTH)	Prof.	65	1199	18.4	21	5/26/20/534	18.0	H

Table 11g. Architecture and design: top-20 faculty members by citations to own documents 2012-2025 (design B).

Member	Department (Univ.)	Grade	Papers	Citations	Cit./ paper	Lifetime h	Rank cites d/u/a/all	Comp. (area)	Conf.
Dimitris Zisis	Product & Systems Design Eng. (Aegean)	Prof.	112	5293	47.3	25	1/3/1/87	2.0	H
Damianos Gavalas	Product & Systems Design Eng. (Aegean)	Prof.	129	4333	33.6	44	2/5/2/126	1.5	H
Georgios Koronis	Product & Systems Design Eng. (Aegean)	Asst.	27	2796	103.6	12	3/7/3/228	7.1	H
Spyros Vosinakis	Product & Systems Design Eng. (Aegean)	Assoc.	98	2091	21.3	29	4/9/4/310	4.3	H
Panagiotis Koutsabasis	Product & Systems Design Eng. (Aegean)	Prof.	87	2054	23.6	30	5/10/5/317	4.6	H
Kyratsis Panagiotis	Product & Systems Design Eng. (UoWM)	Prof.	223	2025	9.1	24	1/10/6/320	2.3	H
Aristeidis Moustakas	Product & Systems Design Eng. (Aegean)	Asst.	55	1727	31.4	25	6/12/7/381	7.1	H
Maravelaki Pagona	Architecture (TUC)	Prof.	72	1725	24.0	34	1/29/8/383	4.0	H
Voutetaki Maria-styliani	Architecture (DUTH)	Assoc.	35	1017	29.1	17	1/30/9/598	11.5	L
Angeliki Chatzidimitriou	Architecture (UPatras)	Asst.	22	960	43.6	9	1/83/10/626	17.5	H
Argyris Arnellos	Product & Systems Design Eng. (Aegean)	Assoc.	30	863	28.8	17	7/25/11/665	13.1	H
Xanthi Papageorgiou	Product & Systems Design Eng. (Aegean)	Asst.	48	796	16.6	20	8/26/12/696	11.2	H
Papadimitriou Spyros	Architecture (AUTH)	Prof.	38	618	16.3	15	1/104/13/776	14.6	M
Stavroulaki Maria	Architecture (TUC)	Prof.	41	545	13.3	15	2/52/14/813	14.3	H
Kali Tzortzi	Architecture (UPatras)	Assoc.	39	539	13.8	13	2/111/15/815	15.9	H
Mandalaki Maria	Architecture (TUC)	Assoc.	16	529	33.1	6	3/53/16/825	25.2	H
Modestos Stavrakis	Product & Systems Design Eng. (Aegean)	Asst.	84	529	6.3	17	9/28/16/825	9.4	H
Ioannis Xenakis	Product & Systems Design Eng. (Aegean)	Asst.	26	503	19.4	10	10/29/18/842	22.0	H
Angelis Georgios	Architecture (NTUA)	Assoc.	15	436	29.1	7	1/172/19/878	26.9	M
Manolis Diamantis	Product & Systems Design Eng. (UoWM)	Asst.	20	415	20.8	13	2/41/20/891	22.2	H

Table 11h. Materials, mining, industrial and applied engineering: top-20 faculty members by citations to own documents 2012-2025 (design B).

Member	Department (Univ.)	Grade	Papers	Citations	Cit./ paper	Lifetime h	Rank cites d/u/a/all	Comp. (area)	Conf.
Alexopoulos Theodoros	Applied Mathematical & Physical Sciences (NTUA)	Prof.	1359	298773	219.8	263	1/1/1/1	1.0	L
Kousouris Konstantinos	Applied Mathematical & Physical Sciences (NTUA)	Prof.	1279	248108	194.0	254	2/2/2/2	2.0	H
Georgakilas Alexandros	Applied Mathematical & Physical Sciences (NTUA)	Prof.	161	15407	95.7	64	3/4/3/11	4.6	H
Georgakilas V	Materials Science (UPatras)	Prof.	72	12336	171.3	47	1/2/4/14	8.7	H
Konstantinos Zopounidis	Production Engineering & Management (TUC)	Prof.	330	7983	24.2	86	1/6/5/41	3.8	H
Baskoutas S	Materials Science (UPatras)	Prof.	196	7163	36.5	58	2/10/6/55	6.9	H
A. Avgeropoulos	Materials Science & Engineering (UoI)	Prof.	246	6096	24.8	51	1/1/7/74	7.1	H
Paraskevas Tsangaratos	Mining & Metallurgical Engineering (NTUA)	Asst.	94	5182	55.1	28	1/25/8/90	16.7	H
Karafyllis Iason	Applied Mathematical & Physical Sciences (NTUA)	Prof.	191	4840	25.3	49	4/27/9/102	10.5	H
S. Agathopoulos	Materials Science & Engineering (UoI)	Prof.	190	4782	25.2	54	2/3/10/104	9.2	H
Konstantinos Tsagkarakis	Production Engineering & Management (TUC)	Prof.	113	4716	41.7	51	2/11/11/106	11.9	H
Evangelos Pallis	Industrial Design & Production Eng. (UniWA)	Prof.	201	4674	23.2	37	1/5/12/108	12.4	H
Kokkoris Michail	Applied Mathematical & Physical Sciences (NTUA)	Prof.	462	4622	10.0	42	5/30/13/113	6.6	H
Kominis Ioannis	Applied Mathematical & Physical Sciences (NTUA)	Prof.	156	4060	26.0	44	6/37/14/138	15.2	H
Petros Tsakiridis	Mining & Metallurgical Engineering (NTUA)	Assoc.	101	3766	37.3	43	2/40/15/152	18.7	H
Kouvaris Christoforos	Applied Mathematical & Physical Sciences (NTUA)	Prof.	63	3744	59.4	41	7/42/16/154	24.9	L

Member	Department (Univ.)	Grade	Papers	Citations	Cit./ paper	Lifetime h	Rank cites d/u/a/all	Comp. (area)	Conf.
Kosmas Alexopoulos	Digital Industry Technologies (NKUA)	Assoc.	100	3579	35.8	32	1/6/17/164	23.5	H
Paspalakis E	Materials Science (UPatras)	Prof.	200	3559	17.8	53	3/17/18/166	10.3	H
Bouropoulos N	Materials Science (UPatras)	Prof.	99	3261	32.9	44	4/21/19/187	20.0	L
Varouchakis Emmanouil	Mineral Resources Engineering (TUC)	Asst.	173	3198	18.5	28	1/16/20/192	20.2	H

5C. Robustness: the same designs on OpenAlex and Semantic Scholar

Every step of Sections 3-5 was repeated with OpenAlex and with Semantic Scholar as the source on the same roster (full results in Appendices C and D). Google Scholar and OpenAlex rank the departments at rho = 0.77 for the design-A mean h, 0.85 for design-B citations per member and 0.78 for citations per paper, and the 1,075 members matched in both at rho = 0.67 for the 2012-2025 h, 0.68 for 2012-2025 citations and 0.65 for the lifetime h; Google Scholar counts exceed OpenAlex counts by 114% in 2012-2025 citations and by 5.4 in the 2012-2025 h-index. Google Scholar and Semantic Scholar rank the departments at rho = 0.21 for the design-A mean h, 0.50 for design-B citations per member and 0.51 for citations per paper, and the 875 members matched in both at rho = 0.28 for the 2012-2025 h, 0.30 for 2012-2025 citations and 0.25 for the lifetime h; Google Scholar counts exceed Semantic Scholar counts by 273% in 2012-2025 citations and by 9.0 in the 2012-2025 h-index. OpenAlex and Semantic Scholar rank the departments at rho = 0.26 for the design-A mean h, 0.46 for design-B citations per member and 0.45 for citations per paper, and the 1,030 members matched in both at rho = 0.32 for the 2012-2025 h, 0.32 for 2012-2025 citations and 0.28 for the lifetime h; OpenAlex counts exceed Semantic Scholar counts by 57% in 2012-2025 citations and by 3.6 in the 2012-2025 h-index. Table 12 summarises the pairwise agreement and Table 13 lists every department under the three sources; Section 5E gives all three sources for every member.

Table 12. Agreement between sources: Spearman rank correlations at department level (design A mean h; design B citations per TRS member and per paper) and at faculty-member level (2012-2025 h, 2012-2025 citations, lifetime h), with the mean level differences.

Sources	Depts	rho mean h	rho cit/TRS	rho cit/paper	Members	rho h 2012-25	rho cites 2012-25	rho lifetime h	Δ h (mean)	Δ cites
Google Scholar vs OpenAlex	79	0.77	0.85	0.78	1,075	0.67	0.68	0.65	+5.4	+114%
Google Scholar vs Semantic Scholar	79	0.21	0.50	0.51	875	0.28	0.30	0.25	+9.0	+273%
OpenAlex vs Semantic Scholar	79	0.26	0.46	0.45	1,030	0.32	0.32	0.28	+3.6	+57%

Table 13. Departments under the three sources: design-A mean h and citations per academic, design-B citations per TRS member, publications 2012-2025 (GS = Google Scholar, OA = OpenAlex, S2 = Semantic Scholar).

Area	Department (Univ.)	Mean h GS	Mean h OA	Mean h S2	Cites/acad. GS	Cites/acad. OA	Cites/acad. S2	Cit./TRS GS	Cit./TRS OA	Cit./TRS S2
CS	Digital Systems (UniPi)	26.33	15.38	0.33	3,198.0	1,306.9	1.0	1,714.3	782.7	0.3
CS	Informatics (AUTH)	23.29	14.31	9.48	2,724.4	1,331.2	684.3	2,259.0	1,185.9	608.2
CS	Informatics (UniPi)	22.15	13.56	8.27	2,975.2	1,398.8	544.5	1,701.5	986.2	371.8
CS	Informatics & Telecommunications (NKUA)	22.00	12.83	12.23	2,872.8	982.1	983.5	2,138.9	788.9	844.1
CS	Computer Science (UoC)	20.20	19.44	0.67	2,395.4	5,382.3	1.7	704.5	2,849.5	0.3
CS	Information & Communication Systems Eng. (Aegean)	19.09	14.52	11.39	1,844.5	1,136.8	716.2	1,527.7	848.5	622.9
CS	Informatics & Telematics (HUA)	19.00	12.43	1.33	2,015.2	961.7	5.3	671.8	560.9	1.3
CS	Informatics & Computer Engineering (UniWA)	18.83	11.75	0.40	1,946.8	1,580.9	1.8	584.0	964.4	0.3
CS	Informatics (Ionian)	18.78	13.05	0.17	1,990.1	1,071.9	7.2	1,040.1	705.9	1.3
CS	Informatics (AUEB)	18.24	10.28	12.44	2,777.7	1,045.8	1,474.4	1,871.9	797.9	1,143.9
CS	Computer Engineering & Informatics (UPatras)	16.53	12.73	8.66	1,480.2	983.9	564.1	1,257.8	883.4	482.7
CS	Computer Science & Engineering (UoI)	15.43	8.64	8.25	1,172.4	536.5	499.5	783.5	399.3	400.3
CS	Digital Systems (UTH)	11.55	7.20	2.20	761.3	402.3	53.6	430.5	213.4	14.9
CS	Informatics (UoWM)	10.14	6.75	0.67	823.0	416.8	1.0	523.7	303.1	0.3
CS	Computer Science (IHU)	6.55	4.46	5.86	220.7	153.1	266.2	79.6	78.7	148.0
CS	Computer Science & Biomedical Informatics (UTH)	-	-	-	-	-	-	0.0	0.0	0.0
CS	Applied Informatics (UoM)	-	-	15.00	-	-	723.0	0.0	0.0	60.2
CS	Informatics & Telecommunications (UoP)	-	-	0.00	-	-	0.0	0.0	0.0	0.0
ECE	Electrical & Computer Engineering (NTUA)	25.20	18.12	0.87	3,141.3	1,896.0	14.4	2,290.3	1,593.4	7.1
ECE	Electrical & Computer Engineering (AUTH)	21.25	13.87	0.88	2,047.3	1,211.9	15.8	1,071.9	718.0	3.5
ECE	Electrical & Computer Engineering (TUC)	19.80	14.30	0.29	2,476.7	1,400.0	1.7	2,022.3	1,259.9	0.5
ECE	Electrical & Computer Engineering (DUTH)	19.44	14.12	10.38	1,693.6	1,034.9	536.2	1,198.3	805.6	422.4
ECE	Electrical & Computer Engineering (UoWM)	18.78	13.32	11.50	2,303.7	1,370.7	998.0	1,446.3	1,060.2	849.1
ECE	Electronic Engineering (HMU)	18.38	13.20	6.00	2,005.2	1,230.9	463.0	500.8	383.4	57.9
ECE	Electrical & Computer Engineering (UTH)	17.93	10.72	10.60	1,534.2	542.3	609.5	950.4	400.6	496.3

Area	Department (Univ.)	Mean h GS	Mean h OA	Mean h S2	Cites/acad. GS	Cites/acad. OA	Cites/acad. S2	Cit./TRS GS	Cit./TRS OA	Cit./TRS S2
ECE	Electrical & Computer Engineering (HMU)	17.42	12.59	11.79	1,713.2	1,168.7	938.8	1,060.3	826.2	774.5
ECE	Electrical & Computer Engineering (UPatras)	16.04	12.63	10.00	1,448.8	1,056.4	631.6	980.9	786.0	521.9
ECE	Biomedical Engineering (UniWA)	15.79	7.27	0.33	1,176.0	373.7	0.7	635.9	263.2	0.1
ECE	Electrical & Electronics Engineering (UniWA)	11.93	10.65	8.33	967.1	736.8	520.2	663.0	555.4	413.6
ECE	Information & Electronic Engineering (IHU)	11.86	10.48	7.97	980.0	706.0	476.1	563.8	482.7	384.4
ECE	Electrical & Computer Engineering (UoP)	-	-	-	-	-	-	0.0	0.0	0.0
CIV	Civil Engineering (NTUA)	23.71	16.21	13.17	2,941.4	1,473.7	1,060.0	2,315.6	1,295.9	846.6
CIV	Rural, Surveying & Geoinformatics Eng. (NTUA)	19.83	12.89	6.08	1,668.2	925.0	337.7	565.1	484.7	252.1
CIV	Civil Engineering (UPatras)	18.72	12.80	10.00	1,543.9	938.4	723.7	1,157.0	782.0	633.2
CIV	Civil Engineering (DUTH)	16.29	11.91	10.48	1,178.4	663.9	604.4	820.6	573.0	521.4
CIV	Civil Engineering (AUTH)	15.62	12.48	8.55	1,099.1	765.9	428.1	724.3	551.1	336.9
CIV	Civil Engineering (UTH)	13.86	13.33	0.00	1,317.4	994.9	0.0	896.5	442.0	0.0
CIV	Rural & Surveying Engineering (AUTH)	13.20	9.94	0.33	879.7	573.0	2.3	533.9	439.6	0.6
CIV	Spatial Planning & Development (AUTH)	13.20	9.44	8.71	1,422.5	779.8	647.9	1,043.1	590.7	533.1
CIV	Surveying & Geoinformatics Eng. (UniWA)	10.00	8.06	6.07	507.5	334.8	238.6	415.8	291.2	174.4
CIV	Civil Engineering (UoP)	10.00	8.25	8.00	368.7	233.8	345.0	92.2	77.9	143.8
CIV	Civil Engineering (IHU)	9.29	7.08	8.00	821.4	450.9	482.5	410.7	384.9	344.6
CIV	Civil Engineering (UniWA)	9.00	7.33	5.72	607.6	454.9	291.7	402.7	324.9	246.6
CIV	Surveying & Geoinformatics Eng. (IHU)	7.75	6.12	5.33	402.0	258.2	221.9	195.8	130.5	152.2
MECH	Mechanical Engineering (HMU)	30.00	22.50	0.67	3,868.5	3,121.5	21.7	644.8	520.2	5.4
MECH	Mechanical Eng. & Aeronautics (UPatras)	24.14	15.20	9.64	3,280.4	1,746.5	735.0	2,217.8	1,472.5	622.9
MECH	Mechanical Engineering (UniWA)	21.54	11.86	13.62	2,709.1	1,492.7	1,561.1	1,807.6	1,093.2	1,310.5
MECH	Mechanical Engineering (NTUA)	21.06	16.68	12.13	2,262.1	1,486.3	1,042.7	1,566.3	1,202.3	904.2
MECH	Mechanical Engineering (AUTH)	19.96	12.62	11.35	2,022.8	995.9	755.8	1,536.0	785.3	633.5
MECH	Production & Management Engineering (DUTH)	19.07	15.33	12.54	1,962.2	1,338.8	1,027.6	1,464.9	857.1	710.4
MECH	Mechanical Engineering (UTH)	18.79	17.83	12.62	2,242.9	1,993.0	1,394.8	1,733.5	1,328.7	1,007.2
MECH	Naval Architecture & Marine Eng. (NTUA)	17.62	8.77	0.80	1,238.4	596.9	6.2	411.6	337.4	1.4
MECH	Aerospace Science & Technology (NKUA)	16.86	13.14	0.33	1,082.9	708.7	2.3	631.7	413.4	0.6
MECH	Mechanical Engineering (UoP)	13.90	6.08	10.77	1,098.5	278.3	942.4	532.3	175.4	640.5
MECH	Mechanical Engineering (IHU)	13.00	8.17	5.56	1,084.3	444.8	361.7	232.4	190.6	232.5
MECH	Mechanical Engineering (UoWM)	10.27	7.20	6.31	545.8	314.7	262.6	402.8	228.2	192.9
MECH	Naval Architecture (UniWA)	7.42	6.43	3.79	353.3	313.5	120.2	255.1	277.1	111.7
CHE	Chemical Engineering (UoWM)	31.00	21.00	12.08	4,210.7	2,545.1	1,319.0	1,757.7	1,561.5	1,213.8
CHE	Chemical Engineering (UPatras)	25.86	15.00	12.41	3,158.1	1,470.6	1,120.6	2,324.1	981.1	861.4
CHE	Chemical Engineering (AUTH)	23.75	12.76	2.50	2,624.1	1,031.2	44.0	1,301.7	728.6	7.3
CHE	Chemical Engineering (NTUA)	22.33	2.86	0.00	2,403.0	136.4	0.0	1,358.4	62.3	0.0
ENV	Chemical & Environmental Engineering (TUC)	32.58	22.00	0.57	5,955.2	3,532.7	8.9	3,073.7	2,726.7	2.7
ENV	Environmental Engineering (UPatras)	28.33	20.62	15.00	3,102.8	2,054.6	1,138.0	1,682.3	1,471.6	827.6
ENV	Energy Systems (UTH)	17.27	14.45	11.12	1,680.3	1,212.2	607.5	1,121.5	818.0	313.8
ENV	Environmental Engineering (IHU)	12.11	9.62	5.71	624.4	554.6	217.6	561.5	429.8	152.3
ENV	Environmental Engineering (DUTH)	-	-	-	-	-	-	0.0	0.0	0.0
ARCH	Product & Systems Design Eng. (Aegean)	14.56	8.85	4.00	1,378.6	574.9	188.4	939.1	329.4	44.9
ARCH	Architecture (TUC)	10.17	2.47	3.56	601.3	116.0	114.3	173.0	84.0	88.5
ARCH	Product & Systems Design Eng. (UoWM)	8.50	6.67	7.50	499.7	285.0	318.5	342.2	197.9	221.6
ARCH	Architecture (DUTH)	8.33	4.25	2.73	406.0	475.4	114.8	60.9	190.2	63.1
ARCH	Architecture (AUTH)	5.12	3.37	3.58	158.9	140.5	278.0	48.8	100.5	201.7
ARCH	Architecture (NTUA)	4.50	2.50	3.00	137.8	79.0	198.2	45.9	65.7	181.7
ARCH	Architecture (UPatras)	4.29	2.33	0.00	230.0	118.3	0.0	67.1	44.4	0.0
ARCH	Architecture (UTH)	2.82	1.38	1.62	54.3	18.1	124.3	25.8	10.3	70.2
ENG	Applied Mathematical & Physical Sciences (NTUA)	35.65	9.81	9.91	22,912.5	1,001.1	1,746.9	14,748.0	774.9	1,526.5
ENG	Materials Science & Engineering (UoI)	25.86	10.09	1.50	2,766.0	734.8	60.0	778.7	296.7	5.0
ENG	Materials Science (UPatras)	21.39	9.25	16.44	2,335.0	555.3	1,576.0	1,978.0	313.4	1,358.5
ENG	Production Engineering & Management (TUC)	19.83	8.25	0.40	2,085.2	642.3	8.8	1,229.7	424.2	1.5
ENG	Mining & Metallurgical Engineering (NTUA)	15.80	11.95	2.00	1,224.8	781.8	95.4	655.3	412.8	22.6
ENG	Mineral Resources Engineering (TUC)	14.70	11.45	10.31	1,028.0	722.6	1,140.5	670.9	519.0	979.3
ENG	Industrial Design & Production Eng. (UniWA)	13.64	7.06	1.25	938.7	498.2	15.4	516.1	334.4	4.3
ENG	Digital Industry Technologies (NKUA)	13.19	12.83	2.20	919.5	1,097.8	33.0	463.0	672.8	5.7
ENG	Mineral Resources Engineering (UoWM)	10.83	7.29	5.93	590.9	330.9	193.8	372.4	240.8	152.9
ENG	Planning & Regional Development (UTH)	10.58	9.76	1.00	710.3	550.2	10.1	293.9	322.5	2.5

Figures 21-24 give the same comparison graphically: department mean h and citations per TRS member under the three sources, the member-level h-index under Google Scholar against the two open sources, the share of each department's roster matched in each source, and the relation between the two designs' department indicators under Google Scholar.

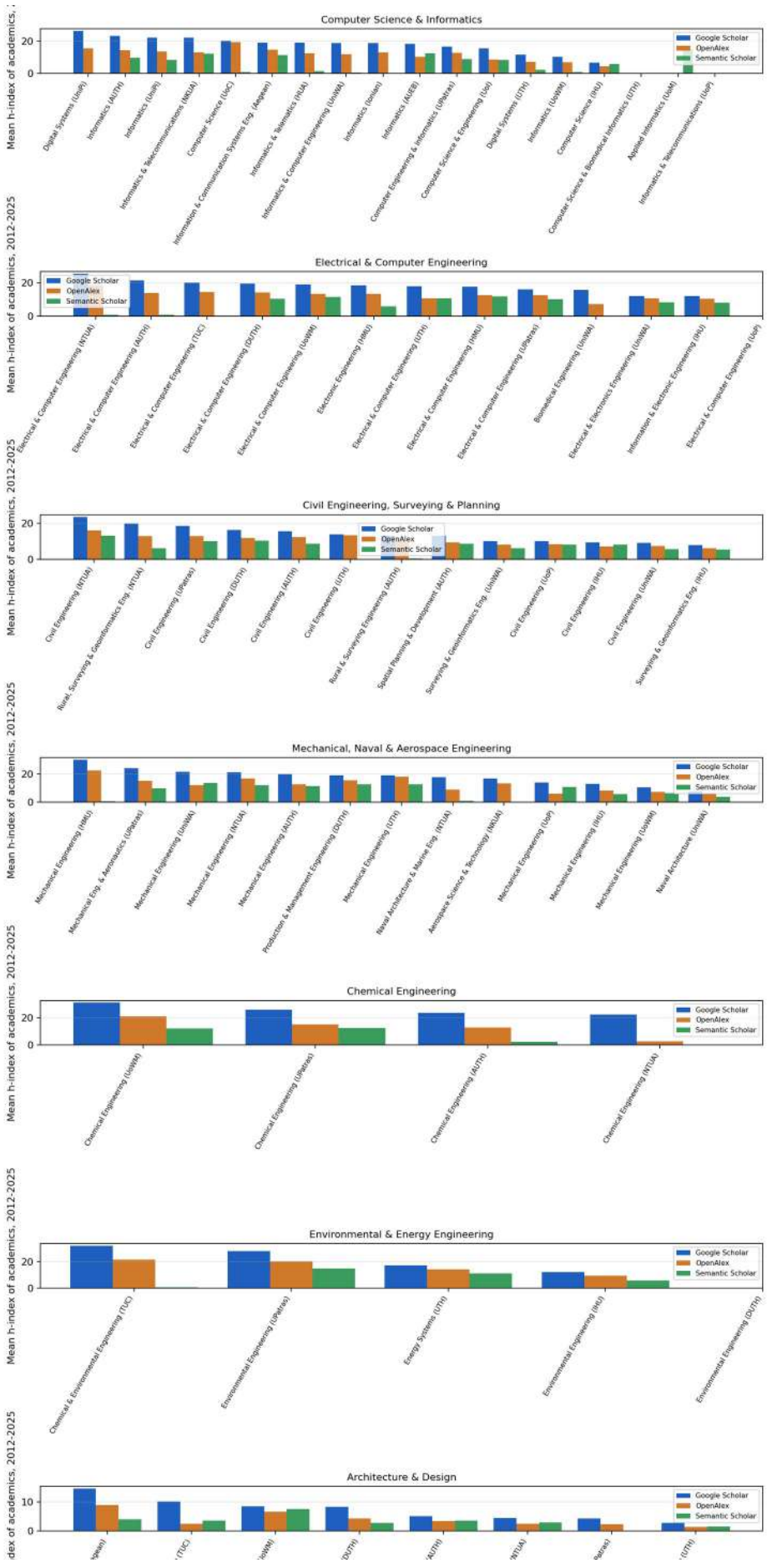
Computer Science & Informatics
Mean h-index of academics, 2012-2025
Google Scholar
OpenAlex
Semantic Scholar
Digital Systems (UoPi)
Informatics (AUTH)
Informatics (UoPi)
Informatics & Telecommunications (NKUA)
Computer Science (UoC)
Information & Communication Systems Eng. (Aegean)
Informatics & Telematics (HUA)
Informatics & Computer Engineering (UoWM)
Informatics (Ionian)
Informatics (IUGER)
Computer Engineering & Informatics (UPatras)
Computer Science & Engineering (UoI)
Digital Systems (UTH)
Informatics (UoWM)
Computer Science (IHU)
Computer Science & Biomedical Informatics (UTH)
Applied Informatics (UoM)
Informatics & Telecommunications (UoP)
Electrical & Computer Engineering
Electrical & Computer Engineering (NTUA)
Electrical & Computer Engineering (AUTH)
Electrical & Computer Engineering (TUC)
Electrical & Computer Engineering (DUTH)
Electrical & Computer Engineering (UoWM)
Electronic Engineering (HMU)
Electrical & Computer Engineering (UTH)
Electrical & Computer Engineering (HMU)
Electrical & Computer Engineering (UPatras)
Biomedical Engineering (UniWA)
Electrical & Electronics Engineering (UniWA)
Information & Electronic Engineering (IHU)
Electrical & Computer Engineering (UoP)
Civil Engineering, Surveying & Planning
Civil Engineering (NTUA)
Rural, Surveying & Geoinformatics Eng. (NTUA)
Civil Engineering (UPatras)
Civil Engineering (DUTH)
Civil Engineering (AUTH)
Civil Engineering (UTH)
Rural & Surveying Engineering (AUTH)
Spatial Planning & Development (AUTH)
Surveying & Geoinformatics Eng. (UniWA)
Civil Engineering (UoP)
Civil Engineering (IHU)
Civil Engineering (UniWA)
Surveying & Geoinformatics Eng. (IHU)
Mechanical, Naval & Aerospace Engineering
Mechanical Engineering (HMU)
Mechanical Eng. & Aeronautics (UPatras)
Mechanical Engineering (UniWA)
Mechanical Engineering (NTUA)
Mechanical Engineering (AUTH)
Production & Management Engineering (DUTH)
Mechanical Engineering (UTH)
Naval Architecture & Marine Eng. (NTUA)
Aerospace Science & Technology (NKUA)
Mechanical Engineering (UoP)
Mechanical Engineering (IHU)
Mechanical Engineering (UoWM)
Naval Architecture (UniWA)
Chemical Engineering
Chemical Engineering (UoWM)
Chemical Engineering (UPatras)
Chemical Engineering (AUTH)
Chemical Engineering (NTUA)
Environmental & Energy Engineering
Chemical & Environmental Engineering (TUC)
Environmental Engineering (UPatras)
Energy Systems (UTH)
Environmental Engineering (IHU)
Environmental Engineering (DUTH)
Architecture & Design

Figure 21. Design A mean h-index of academics, publications 2012-2025, per department under Google Scholar, OpenAlex and Semantic Scholar (one panel per area; departments ordered by the Google Scholar value).

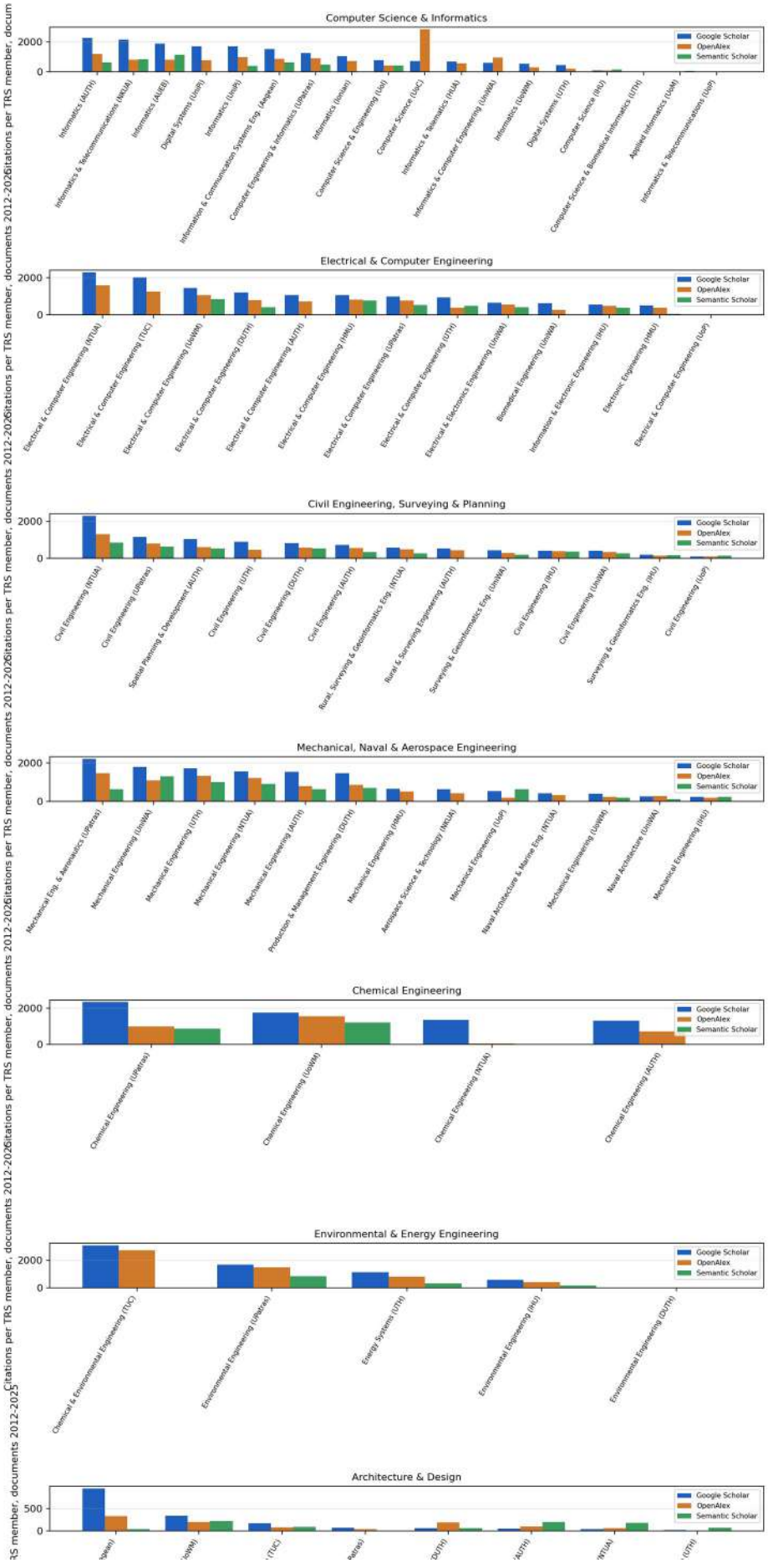
Computer Science & Informatics
Electrical & Computer Engineering
Civil Engineering, Surveying & Planning
Mechanical, Naval & Aerospace Engineering
Chemical Engineering
Environmental & Energy Engineering
Architecture & Design
Google Scholar
OpenAlex
Semantic Scholar
Citations per TRS member, documents 2012-2026
Citations per TRS member, documents 2012-2025

Figure 22. Design B citations per TRS member, documents 2012-2025, per department under the three sources.

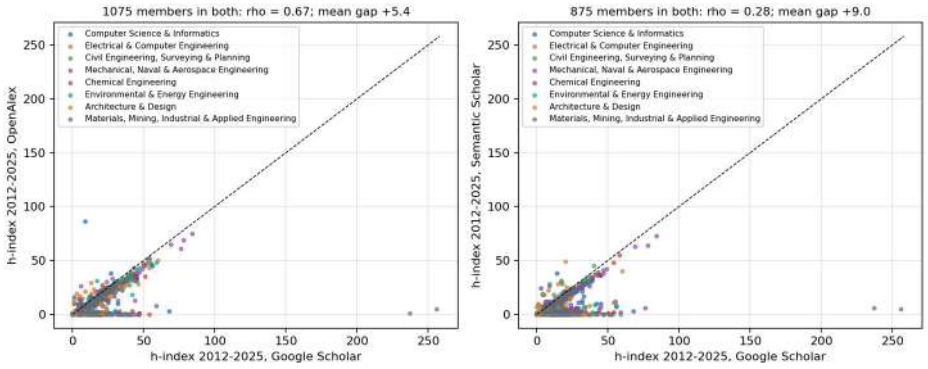

Figure 23. Member-level 2012-2025 h-index: Google Scholar against OpenAlex (left) and against Semantic Scholar (right); dashed line = equality.

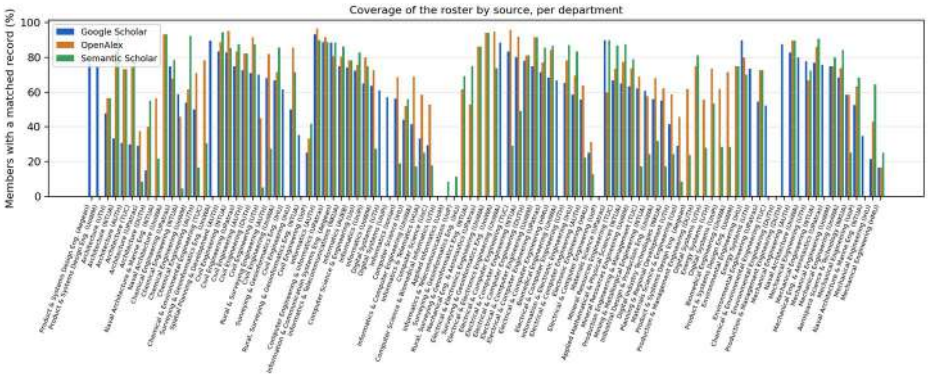

Figure 24. Share of each department's tenured faculty with a matched record, by source.

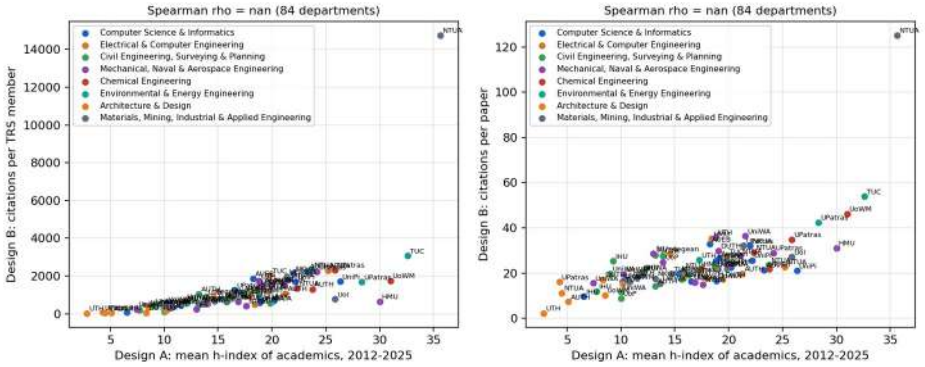

Figure 25. Departments under both designs (Google Scholar, 2012-2025): design-A mean h against design-B citations per TRS member (left) and per paper (right).

5D. The faculty in two global ranking systems: World's Top 2% Scientists and Research.com

As a further lens, equivalent in status to the individual rankings of Sections 5A.5 and 5B.3, every one of the 1,980 roster members was looked up, by name and affiliation, in two global ranking systems widely cited in Greek academic evaluation; the workflow starts from the roster and asks, for each member, whether the system lists her or him and on what value, and never starts from the systems' own lists. (1) The Stanford/Elsevier World's Top 2% Scientists list (Ioannidis, Baas, Klavans and Boyack; August-2025 data update, version 8, Scopus data to end-2024), which ranks by the composite indicator c (six citation metrics combined; reported here without self-citations, 'ns'); only the career-long list is used and the official table was downloaded from the Elsevier data repository, the members being matched on surname, given name

and the institution recorded by Scopus, with implausible field attributions (clinical medicine, psychology, the humanities) flagged and excluded. (2) Research.com's Best Scientists rankings for Greece in the five discipline lists that cover these areas (Section 5A.6), matched on name and stated affiliation.

Results (Table 14): 144 members appear in the career-long Top 2% list (3 further name matches were excluded as implausible field attributions), and 117 members appear in the Research.com Greece lists; 68 members appear in both. By area the Top 2% inclusions are CS 45, MECH 38, ECE 22, CIV 18, CHE 9, ENG 6, ENV 5, ARCH 1, and the Research.com inclusions ECE 38, CS 37, MECH 20, CIV 8, ENG 5, CHE 4, ENV 4, ARCH 1.

Table 14. The two global ranking systems: basic metric, edition consulted, access route and number of the roster members found.

System	Basic metric on which inclusion/rank rests	Edition / date read	Access route	Members found
World's Top 2% Scientists, career-long list (Stanford/Elsevier)	Composite citation indicator c (ns = excluding self-citations); rank among the 230,333 scientists listed	August 2025 update (v8, released Sept 2025), Scopus data to 31 Dec 2024 - latest edition available	Official Elsevier data repository table (doi:10.17632/btchxktzyw.8), name + institution matching	144
Research.com Best Scientists, Greece (five discipline lists)	D-index (discipline-restricted h-index) from OpenAlex and CrossRef, with national and world rank	2026 edition, pages read 27 August 2026	Public discipline ranking pages, name + affiliation matching	117

Figure 26 traces the attrition from the roster to the global lists: of the 1,980 members, 1,622 are evaluated in at least one bibliographic source and therefore appear in the individual tables of Sections 5A.5, 5B.3 and 5E, while the two global systems retain 117 and 144 members respectively.

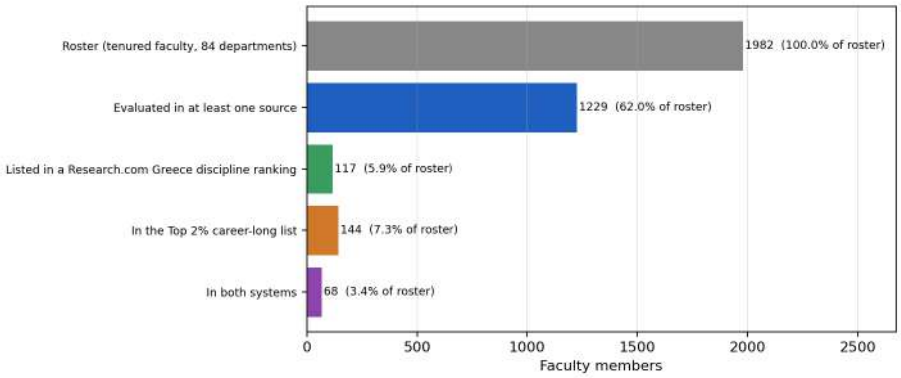

Figure 26. From the roster to the two global ranking systems: members at each stage.

Table 15. Faculty members in the World's Top 2% Scientists career-long list (August 2025 update; publications to end-2024; values without self-citations); 144 members, ordered by rank.

Member	Department (Univ.)	Area	Scopus subfield	Rank (ns)	c-score (ns)	h24 (ns)	Citations (ns)	Papers	First yr
Triantafyllou Athanasios	Civil Engineering (UPatras)	CIV	Civil Engineering	16,052	4.036	51	11,607	150	1987
Mourtzis Dimitrios	Mechanical Eng. & Aeronautics (UPatras)	MECH	Industrial Engineering & Automation	19,744	3.980	51	10,004	273	2000
Bellos Evangelos	Mechanical Engineering (UniWA)	MECH	Energy	26,794	3.895	59	9,974	237	2012
Angelidis Vasileios	Electrical & Computer Engineering (DUTH)	ECE	Electrical & Electronic Engineering	28,915	3.873	75	20,686	472	1990
Achlioptas Dimitris	Informatics & Telecommunications (NKUA)	CS	Computation Theory & Mathematics	29,861	3.864	36	5,462	100	1996
Papageorgiou Elpiniki	Energy Systems (UTH)	ENV	Artificial Intelligence & Image Proces	39,612	3.781	42	6,429	256	2002
Papadakis Evangelos	Civil Engineering (UPatras)	CIV	Building & Construction	44,877	3.743	34	6,148	87	1989
Papadakis Evangelos	Environmental Engineering (UPatras)	ENV	Building & Construction	44,877	3.743	34	6,148	87	1989
Giakoumis Evangelos	Mechanical Engineering (NTUA)	MECH	Energy	45,721	3.737	41	7,355	108	1997
Giannakopoulos Antonios	Applied Mathematical & Physical Sciences (NTUA)	ENG	Mechanical Engineering & Transports	48,062	3.721	42	7,061	148	1985
Vamvatsikos Dimitrios	Civil Engineering (NTUA)	CIV	Strategic, Defence & Security Studies	48,579	3.718	33	8,027	170	1999
Tsiakaras Panagiotis	Mechanical Engineering (UTH)	MECH	Energy	50,451	3.706	66	14,465	342	1987
Ouzounis Christos	Informatics (AUTH)	CS	Bioinformatics	50,622	3.705	53	13,260	212	1991
Papadopoulos Agis	Mechanical Engineering (AUTH)	MECH	Energy	50,820	3.704	37	5,663	174	2000
Ioannidis Giannis	Informatics & Telecommunications (NKUA)	CS	Information Systems	51,517	3.699	41	7,448	260	1986
Kechagias Alexandros	Applied Mathematical & Physical Sciences (NTUA)	ENG	Nuclear & Particle Physics	55,628	3.675	40	5,613	184	1990

Member	Department (Univ.)	Area	Scopus subfield	Rank (ns)	c-score (ns)	h24 (ns)	Citations (ns)	Papers	First yr
Papadimitriou Kostas	Mechanical Engineering (UTH)	MECH	Acoustics	58,959	3.656	40	5,815	254	1992
Lykas Aristeidis	Computer Science & Engineering (UoI)	CS	Artificial Intelligence & Image Proces	59,247	3.654	41	10,198	211	1992
Pandis Spyros	Chemical Engineering (UPatras)	CHE	Meteorology & Atmospheric Sciences	62,178	3.638	78	24,336	373	1989
Vlahogianni Eleni	Civil Engineering (NTUA)	CIV	Logistics & Transportation	62,807	3.635	34	5,799	168	2004
Tsoumakas Grigorios	Informatics (AUTH)	CS	Artificial Intelligence & Image Proces	67,089	3.613	37	9,065	159	2004
Kymakis Emmanouel	Electrical & Computer Engineering (HMU)	ECE	Nanoscience & Nanotechnology	76,867	3.566	51	9,256	180	2001
Lagaros Nikolaos	Civil Engineering (NTUA)	CIV	Applied Mathematics	77,961	3.561	36	4,517	227	1996
Giannopapas Vasileios	Applied Mathematical & Physical Sciences (NTUA)	ENG	Applied Physics	79,250	3.555	30	3,178	153	1997
Mamoulis Nikolaos	Computer Science & Engineering (UoI)	CS	Information Systems	82,515	3.540	50	8,910	252	1998
Kouvaris Christoforos	Applied Mathematical & Physical Sciences (NTUA)	ENG	Nuclear & Particle Physics	91,392	3.505	34	3,300	68	2004
Tagaras Georgios	Mechanical Engineering (AUTH)	MECH	Operations Research	98,257	3.479	28	2,492	49	1986
Chalioris Konstantinos	Civil Engineering (DUTH)	CIV	Building & Construction	112,990	3.427	34	2,687	96	1998
Koutsopoulos Iordanis	Informatics (AUEB)	CS	Networking & Telecommunications	114,914	3.420	29	3,771	194	1998
Natsiavas Sotirios	Mechanical Engineering (AUTH)	MECH	Acoustics	125,702	3.387	23	2,217	153	1987
Chountalas Dimitrios	Mechanical Engineering (NTUA)	MECH	Energy	129,122	3.377	34	5,120	173	1988
Kosmatopoulos Ilias	Electrical & Computer Engineering (DUTH)	ECE	Industrial Engineering & Automation	132,207	3.367	35	5,402	215	1991
Vasileiadis Panagiotis	Computer Science & Engineering (UoI)	CS	Artificial Intelligence & Image Proces	138,114	3.350	29	2,957	148	1998
Tomkos Ioannis	Electrical & Computer Engineering (UPatras)	ECE	Optoelectronics & Photonics	139,364	3.347	37	7,519	589	1998
Dermatas Dimitrios	Civil Engineering (NTUA)	CIV	Environmental Sciences	140,553	3.344	29	3,930	110	1992
Kotropoulos Konstantinos	Informatics (AUTH)	CS	Artificial Intelligence & Image Proces	141,349	3.341	34	4,371	241	1989
Smaragdakis Giannis	Informatics & Telecommunications (NKUA)	CS	Software Engineering	144,141	3.334	36	4,634	149	1997
Karamanos Spyros	Mechanical Engineering (UTH)	MECH	Civil Engineering	144,654	3.333	30	3,189	229	1991
Parsopoulos Konstantinos	Computer Science & Engineering (UoI)	CS	Artificial Intelligence & Image Proces	147,536	3.325	23	3,619	88	2001
Theodoridis Ioannis	Informatics (UniPi)	CS	Artificial Intelligence & Image Proces	148,659	3.322	38	5,778	181	1994
Makris Sotirios	Mechanical Eng. & Aeronautics (UPatras)	MECH	Industrial Engineering & Automation	153,316	3.310	41	6,011	232	2004
Koubarakis Manolis	Informatics & Telecommunications (NKUA)	CS	Artificial Intelligence & Image Proces	157,050	3.300	26	2,776	211	1990
Douligeris Christos	Informatics (UniPi)	CS	Networking & Telecommunications	157,588	3.299	31	4,074	418	1987
Tserpes Konstantinos	Mechanical Eng. & Aeronautics (UPatras)	MECH	Materials	158,208	3.297	30	3,432	154	2000
Frontistis Zacharias	Chemical Engineering (UoWM)	CHE	Physical Chemistry	158,639	3.296	41	4,878	163	2007
Stefanou George	Civil Engineering (AUTH)	CIV	Applied Mathematics	162,147	3.287	19	1,904	59	2002
Theodoulidis Theodoros	Mechanical Engineering (UoWM)	MECH	Applied Physics	169,387	3.270	25	1,734	106	1994
Skodras Athanasios	Electrical & Computer Engineering (UPatras)	ECE	Artificial Intelligence & Image Proces	177,309	3.251	22	2,664	109	1983
Xydis Georgios	Mechanical Engineering (UoP)	MECH	Energy	179,643	3.246	26	2,531	132	2005
Maravelaki Pagona	Architecture (TUC)	ARCH	Building & Construction	181,001	3.242	25	2,238	80	1997
Theodosiou Theodoros	Civil Engineering (AUTH)	CIV	Building & Construction	183,949	3.236	27	2,564	62	2002
Gounopoulos Dimitrios	Informatics & Telecommunications (NKUA)	CS	Artificial Intelligence & Image Proces	185,885	3.231	52	12,740	259	1995
Sapountzakis Evangelos	Civil Engineering (NTUA)	CIV	Civil Engineering	187,152	3.229	23	1,816	197	1985
Pitoura Evangelia	Computer Science & Engineering (UoI)	CS	Artificial Intelligence & Image Proces	187,700	3.227	30	3,145	189	1995
Giannakoglou Kyriakos	Mechanical Engineering (NTUA)	MECH	Applied Mathematics	191,571	3.219	24	2,719	191	1986
Pasparakis Georgios	Chemical Engineering (UPatras)	CHE	Polymers	198,547	3.204	21	2,394	40	2006
Kabourakis Georgios	Information & Communication Systems Eng. (Aegean)	CS	Artificial Intelligence & Image Proces	200,976	3.199	35	5,249	177	2002
Tzivanidis Christos	Mechanical Engineering (NTUA)	MECH	Energy	201,121	3.199	53	7,491	219	1995
Bakos Georgios	Electrical & Computer Engineering (DUTH)	ECE	Energy	201,741	3.197	19	1,283	56	1993
Stefanidou Maria	Civil Engineering (AUTH)	CIV	Building & Construction	201,894	3.197	25	2,412	113	2003
Yannis George	Civil Engineering (NTUA)	CIV	Logistics & Transportation	204,950	3.191	38	5,505	315	1996
Tsipouras Markos	Electrical & Computer Engineering (UoWM)	ECE	Artificial Intelligence & Image Proces	205,338	3.190	30	4,016	156	2002
Mavrantzas Vlasis	Chemical Engineering (UPatras)	CHE	Polymers	209,432	3.182	32	3,784	150	1992
Symeonidis Panagiotis	Information & Communication Systems Eng. (Aegean)	CS	Artificial Intelligence & Image Proces	212,464	3.175	23	2,092	91	2006
Kakaras Emmanouil	Mechanical Engineering (NTUA)	MECH	Energy	212,893	3.175	51	9,051	242	1990
Virvou Maria	Informatics (UniPi)	CS	Artificial Intelligence & Image Proces	213,038	3.174	22	2,921	400	1991
Syris Vasileios	Informatics (AUEB)	CS	Networking & Telecommunications	216,123	3.168	24	3,314	162	1996
Michailidis Nikolaos	Mechanical Engineering (AUTH)	MECH	Materials	217,662	3.165	33	3,581	206	1999
Stavropoulos Panagiotis	Mechanical Eng. & Aeronautics (UPatras)	MECH	Industrial Engineering & Automation	223,169	3.155	28	4,276	193	2002
Vosniakos Georgios - Christoforos	Mechanical Engineering (NTUA)	MECH	Industrial Engineering & Automation	225,364	3.150	21	3,349	173	1985
Ziliaskopoulos Thanasis	Mechanical Engineering (UTH)	MECH	Logistics & Transportation	226,533	3.148	19	1,499	44	1994

Member	Department (Univ.)	Area	Scopus subfield	Rank (ns)	c-score (ns)	h24 (ns)	Citations (ns)	Papers	First yr
Kokolakis Spyros	Information & Communication Systems Eng. (Aegean)	CS	Artificial Intelligence & Image Proces	232,531	3.137	16	1,936	64	1998
Koutsias Nikolaos	Environmental Engineering (UPatras)	ENV	Geological & Geomatics Engineering	234,752	3.133	33	4,043	82	1998
Kabourlazos Vasileios	Computer Science (IHU)	CS	Artificial Intelligence & Image Proces	243,025	3.118	23	2,220	157	1989
Loutridis Spyridon	Electrical & Computer Engineering (UTH)	ECE	Acoustics	249,249	3.107	16	1,468	31	2003
Kornaros Michalis	Chemical Engineering (UPatras)	CHE	Biotechnology	251,726	3.103	48	7,807	200	1996
Seferlis Panagiotis	Mechanical Engineering (AUTH)	MECH	Energy	253,297	3.100	30	3,042	239	1994
Sklavos Nikolaos	Computer Engineering & Informatics (UPatras)	CS	Electrical & Electronic Engineering	259,604	3.089	24	1,979	152	2001
Alexandridis Alex	Electrical & Electronics Engineering (UniWA)	ECE	Artificial Intelligence & Image Proces	259,902	3.089	28	2,113	85	2001
Pratikakis Ioannis	Electrical & Computer Engineering (DUTH)	ECE	Artificial Intelligence & Image Proces	261,285	3.086	41	5,958	172	1996
Karafyllidis Ioannis	Electrical & Computer Engineering (DUTH)	ECE	Applied Physics	262,214	3.085	16	1,580	150	1990
Karellas Sotirios	Mechanical Engineering (NTUA)	MECH	Energy	266,068	3.079	41	5,787	203	2004
Serpanos Dimitrios	Electrical & Computer Engineering (UPatras)	ECE	Networking & Telecommunications	272,000	3.069	19	1,622	191	1990
Papadourakis Georgios	Electrical & Computer Engineering (HMU)	ECE	Energy	272,986	3.067	46	6,734	99	1988
Koltsakis Grigorios	Mechanical Engineering (AUTH)	MECH	Energy	273,109	3.067	27	2,470	120	1994
Antonopoulou Maria	Environmental Engineering (UPatras)	ENV	Environmental Sciences	275,773	3.063	31	2,889	98	2010
Mathioudakis Konstantinos	Mechanical Engineering (NTUA)	MECH	Mechanical Engineering & Transports	277,684	3.060	25	2,111	168	1989
Exadaktylos Georgios	Applied Mathematical & Physical Sciences (NTUA)	ENG	Geological & Geomatics Engineering	278,060	3.059	21	1,301	59	1993
Anagnostopoulos Ioannis	Mechanical Engineering (NTUA)	MECH	Energy	278,197	3.059	21	1,638	75	1992
Toubis Stavros	Informatics (AUEB)	CS	Networking & Telecommunications	280,182	3.056	17	1,409	70	2000
Papanikolaou Aikaterini	Civil Engineering (UPatras)	CIV	Building & Construction	281,488	3.054	23	3,498	62	2002
Vlachavas Ioannis	Informatics (AUTH)	CS	Artificial Intelligence & Image Proces	284,757	3.048	36	8,218	247	1992
Chatzimisios Periklis	Information & Electronic Engineering (IHU)	ECE	Networking & Telecommunications	285,227	3.048	29	3,828	223	2002
Labeas Georgios	Mechanical Eng. & Aeronautics (UPatras)	MECH	Mechanical Engineering & Transports	285,925	3.047	25	2,360	131	1995
Rentizelas Athanasios	Mechanical Engineering (NTUA)	MECH	Energy	289,373	3.041	21	1,895	62	2006
Karavasilis Theodoros	Civil Engineering (UPatras)	CIV	Civil Engineering	289,562	3.041	29	1,970	76	2006
Avouris Nikolaos	Electrical & Computer Engineering (UPatras)	ECE	Artificial Intelligence & Image Proces	293,224	3.036	22	2,097	172	1982
Iliadis Lazaros	Civil Engineering (DUTH)	CIV	Artificial Intelligence & Image Proces	302,621	3.021	22	1,664	291	2002
Papadimitriou Georgios	Informatics (AUTH)	CS	Networking & Telecommunications	306,412	3.016	21	2,102	316	1990
Androutsopoulos Ion Ioannis	Informatics (AUEB)	CS	Artificial Intelligence & Image Proces	312,466	3.007	35	8,437	113	1998
Patsakis Konstantinos	Informatics (UniPi)	CS	Artificial Intelligence & Image Proces	313,717	3.005	26	4,306	169	2008
Zacharaki Eva	Computer Engineering & Informatics (UPatras)	CS	Artificial Intelligence & Image Proces	316,607	3.001	24	2,793	115	1999
Karakapilidis Nikolaos	Mechanical Eng. & Aeronautics (UPatras)	MECH	Artificial Intelligence & Image Proces	318,698	2.998	20	2,277	193	1993
Nikoletseas Sotiris	Computer Engineering & Informatics (UPatras)	CS	Networking & Telecommunications	319,662	2.997	25	2,550	300	1994
Argyriou Antonios	Electrical & Computer Engineering (UTH)	ECE	Networking & Telecommunications	320,019	2.996	18	1,438	138	2000
Alexandropoulos Georgios	Informatics & Telecommunications (NKUA)	CS	Networking & Telecommunications	321,159	2.995	42	9,428	259	2007
Emiris Ioannis	Informatics & Telecommunications (NKUA)	CS	Artificial Intelligence & Image Proces	321,546	2.994	20	1,310	142	1991
Zafeirakis Dimitrios	Mechanical Engineering (UniWA)	MECH	Energy	322,136	2.993	24	2,244	80	2006
Roussou Maria	Informatics & Telecommunications (NKUA)	CS	Artificial Intelligence & Image Proces	322,754	2.992	20	1,452	68	1997
Markopoulos Angelos	Mechanical Engineering (NTUA)	MECH	Materials	326,734	2.987	23	2,060	195	2003
Chaidemenopoulos Grigoris	Mechanical Engineering (UTH)	MECH	Materials	328,672	2.984	25	2,010	119	1988
Sarigiannidis Panagiotis	Electrical & Computer Engineering (UoWM)	ECE	Networking & Telecommunications	329,100	2.984	35	6,136	423	2006
Kallinteris Ioannis	Mechanical Eng. & Aeronautics (UPatras)	MECH	Aerospace & Aeronautics	331,132	2.981	18	1,295	72	1989
Gkiotsalitis Konstantinos	Civil Engineering (NTUA)	CIV	Logistics & Transportation	332,315	2.979	17	1,013	76	2014
Kourkoulis Stavros	Applied Mathematical & Physical Sciences (NTUA)	ENG	Materials	333,243	2.978	26	2,032	235	1987
Gkizopoulos Dimitrios	Informatics & Telecommunications (NKUA)	CS	Computer Hardware & Architecture	337,981	2.971	25	2,250	221	1994
Diamantaras Konstantinos	Information & Electronic Engineering (IHU)	ECE	Artificial Intelligence & Image Proces	339,007	2.970	21	2,420	163	1990
Syrakoulis Georgios	Electrical & Computer Engineering (DUTH)	ECE	Artificial Intelligence & Image Proces	341,176	2.967	26	2,961	390	1999
Zoiros Kyriakos	Electrical & Computer Engineering (DUTH)	ECE	Optoelectronics & Photonics	341,371	2.967	27	2,075	158	1999
Tefas Anastasios	Informatics (AUTH)	CS	Artificial Intelligence & Image Proces	341,883	2.966	37	5,890	511	1997
Antonopoulou Georgia	Environmental Engineering (UPatras)	ENV	Biotechnology	343,352	2.964	26	2,864	79	2006
Dasios Konstantinos	Chemical Engineering (UPatras)	CHE	Materials	345,023	2.962	24	1,789	89	1998

Member	Department (Univ.)	Area	Scopus subfield	Rank (ns)	c-score (ns)	h24 (ns)	Citations (ns)	Papers	First yr
Gerolimos Nikolaos	Civil Engineering (NTUA)	CIV	Strategic, Defence & Security Studies	349,375	2.956	23	2,133	68	1999
Giannopoulos Georgios	Mechanical Engineering (UoP)	MECH	Materials	351,126	2.954	15	1,222	83	2005
Katsaounis Alexandros	Chemical Engineering (UPatras)	CHE	Energy	352,061	2.953	27	2,301	93	2000
Dimitrakopoulos Georgios	Electrical & Computer Engineering (DUTH)	ECE	Networking & Telecommunications	356,418	2.947	18	1,877	145	2003
Tsaparas Panagiotis	Computer Science & Engineering (UoI)	CS	Artificial Intelligence & Image Proces	357,851	2.945	26	3,222	73	2001
Papathanasiou Athanasios	Mechanical Engineering (UTH)	MECH	Materials	358,881	2.944	18	993	92	1986
Braimakis Konstantinos	Mechanical Engineering (NTUA)	MECH	Energy	366,839	2.934	21	1,635	55	2014
Kontoleon Karolos	Civil Engineering (AUTH)	CIV	Energy	368,263	2.932	19	1,503	55	2002
Goula Maria	Chemical Engineering (UoWM)	CHE	Energy	368,974	2.931	36	4,398	125	1992
Verikoukis Christos	Computer Engineering & Informatics (UPatras)	CS	Networking & Telecommunications	373,822	2.925	41	6,827	460	1999
Charalabidis Giannis	Information & Communication Systems Eng. (Aegean)	CS	Artificial Intelligence & Image Proces	374,221	2.925	26	3,816	225	1995
Skodras Giorgos	Mechanical Engineering (UoWM)	MECH	Energy	375,126	2.924	22	1,713	55	1987
Xenos Michalis	Computer Engineering & Informatics (UPatras)	CS	Artificial Intelligence & Image Proces	385,643	2.911	17	1,321	139	1994
Armaou Antonis	Chemical Engineering (UPatras)	CHE	Chemical Engineering	388,852	2.907	22	1,738	173	1998
Christodoulopoulos Konstantinos	Informatics & Telecommunications (NKUA)	CS	Optoelectronics & Photonics	391,126	2.904	26	2,777	198	2005
Syvridis Dimitrios	Informatics & Telecommunications (NKUA)	CS	Optoelectronics & Photonics	397,753	2.896	32	5,345	375	1991
Gasteratos Antonios	Production & Management Engineering (DUTH)	MECH	Artificial Intelligence & Image Proces	400,419	2.893	30	4,033	287	1996
Tsichrintzis Georgios	Informatics (UniPi)	CS	Artificial Intelligence & Image Proces	407,461	2.885	17	1,376	298	1990
Tsirimokou Georgia	Computer Science & Engineering (UoI)	CS	Electrical & Electronic Engineering	437,063	2.853	17	870	51	2013
Papanikolaou Nikolaos	Electrical & Computer Engineering (DUTH)	ECE	Electrical & Electronic Engineering	468,120	2.820	18	1,589	124	1998
Pleros Nikos	Informatics (AUTH)	CS	Optoelectronics & Photonics	481,561	2.807	28	3,459	537	2001
Miliou Amalia	Informatics (AUTH)	CS	Optoelectronics & Photonics	540,341	2.752	19	1,196	157	1988

Career-long list: publications 1960-2024, citations 1996-2024; c = composite indicator (ns); h24 = h-index to end-2024. Source: Ioannidis, J.P.A. (2025), August 2025 data-update, Elsevier Data Repository, doi:10.17632/btchxktzyw.8. The single-year list is not used.

Figures 27-30 show how the two systems intersect among the evaluated members and how their presence is distributed by area, by university and by department, and Figure 31 relates the systems' own metrics to the values computed in this study.

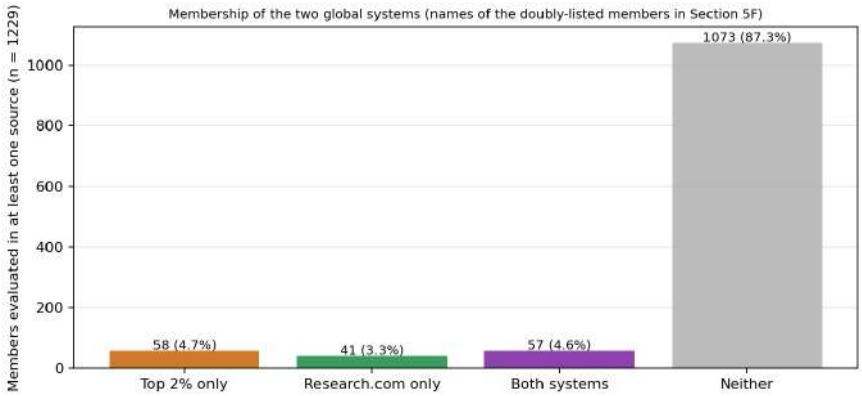

Figure 27. Combinations of membership of the two systems among the members evaluated in at least one source.

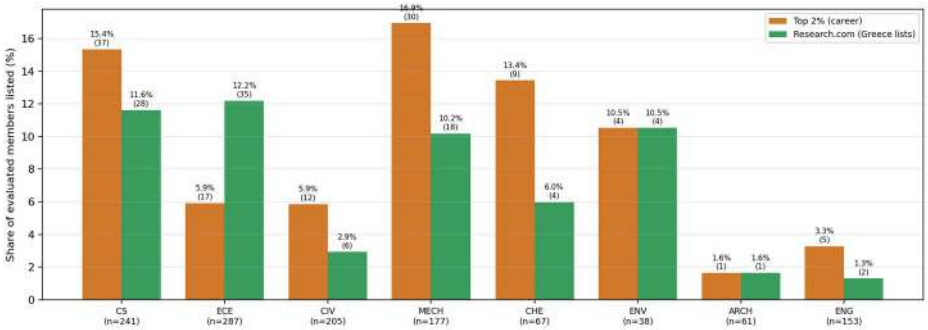

Figure 28. Share (and number) of evaluated members listed in each system, by area.

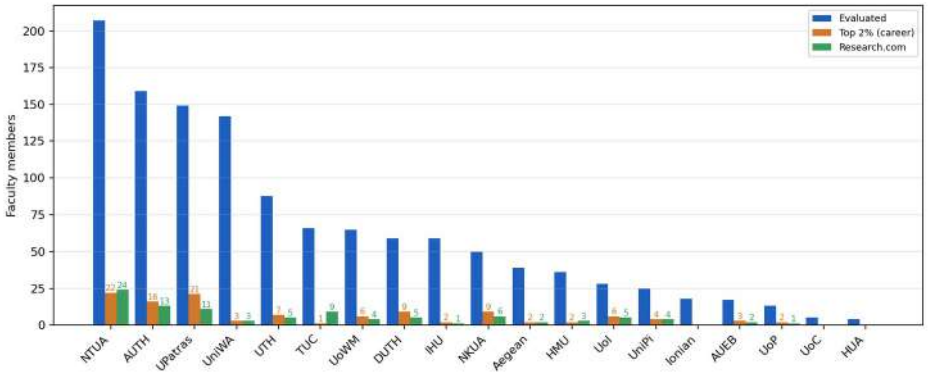

Figure 29. Evaluated members and their presence in the two systems, by university.

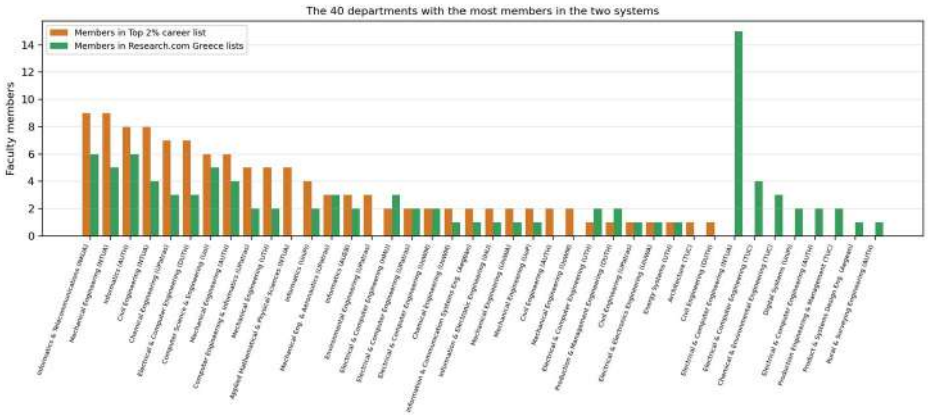

Figure 30. The forty departments with the most members in the two systems.

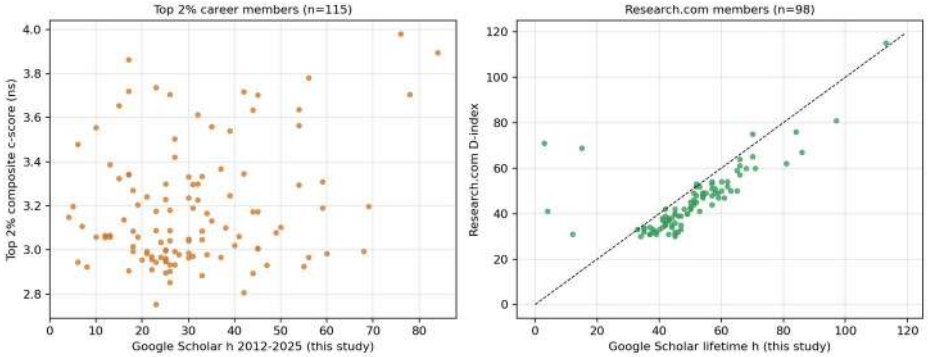

Figure 31. The systems' metrics against this study's Google Scholar values: Top 2% c-score against the 2012-2025 h-index (left) and Research.com D-index against the lifetime h-index (right).

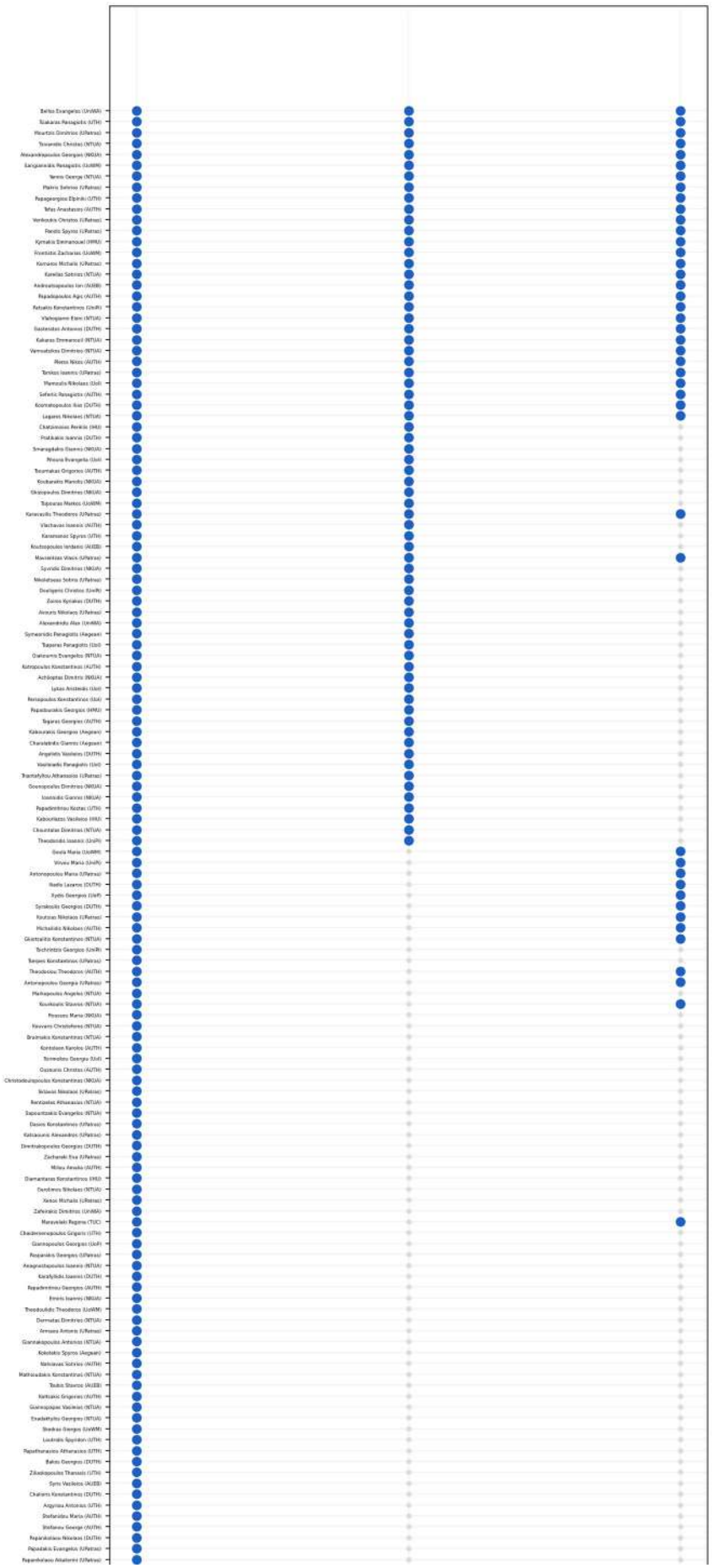

Figure 32. Every member listed in either system, with membership of the other system and of the area top-20 under design A (filled = present).

5E. Complete per-faculty-member results and rankings, publications 2012-2025 (designs A and B): Google Scholar, with OpenAlex and Semantic Scholar alongside

One line per evaluated faculty member, department by department. Design A (publications 2012-2025): h-index, i10-index, citations, publications, with ranks within department / university / area / all departments on h. Design B (documents 2012-2025): own documents P_i, citations C_i, with ranks within department / university / area / all on C_i. Then the lifetime values at retrieval from the member's Google Scholar profile: h-index, i10-index and total citations; and finally, for the same member, the OpenAlex and Semantic Scholar values: 2012-2025 h / i10 / citations and lifetime h / i10 / citations (blank = not matched in that source). Composite = harmonic mean of ranks within the area (design A metrics: h, citations, publications; design B metrics: citations, papers, lifetime h). The header of each table gives the number of members matched in at least one source of the department's TRS.

Informatics (AUEB) - CS - 21 matched of 23 TRS

Member	Grade	A: h	A: i10	A: cites	A: pubs	A: rank h d/u/a/all	A: comp.	B: P_i	B: C_i	B: rank C d/u/a/all	B: comp.	GS profile h/i10/cites	Conf.	OA 2012-25 h/i10/cites	OA life h/i10/cites	S2 2012-25 h/i10/cites	S2 life h/i10/cites
Androutsopoulos Ion Ioannis	Prof.	45	88	15425	126	1/1/4/36	3.9	126	15425	1/1/2/10	4.5	58/140/23835	H	31/54/7797	43/97/12001	36/60/10833	53/125/17693
Stafylakis Themos	Assoc.	35	61	4486	91	2/2/16/92	26.6	91	4486	4/4/26/116	42.1	36/67/4937	H	22/39/1852	22/42/2114	30/56/3391	30/60/3694
Kalogeraki Vasiliki	Prof.	33	124	6105	456	3/3/21/107	8.1	456	6105	3/3/14/73	7.8	51/249/15463	L	0/0/0	1/0/6	17/41/1295	32/103/4954
Koutsopoulos Iordanis	Prof.	27	67	4118	178	4/4/44/186	31.9	178	4118	5/5/36/137	32.1	37/101/6924	H	21/44/2854	31/74/4759	22/45/2894	32/78/5076
Pavlopoulos Ioannis	Asst.	24	52	8236	120	5/5/66/265	15.1	120	8236	2/2/6/35	15.6	24/54/8293	L	1/0/2	1/0/2	3/3/220	5/5/313
Stergiopoulos Georgios	Asst.	24	42	1980	83	5/5/66/265	78.4	83	1980	7/7/81/331	95.0	24/42/1990	L	1/0/2	1/0/2	19/40/1438	20/44/1558
Amanatidis Georgios	Asst.	21	25	2069	44	7/7/87/361	98.8	44	2069	6/6/79/316	114.6	22/26/2241	H	17/25/914	18/26/997	19/23/1568	20/25/1687
Markakis Evangelos	Prof.	20	31	1451	46	8/8/93/397	112.8	46	1451	8/8/105/462	86.4	36/62/5856	H	19/29/1052	29/51/3747	0/0/0	0/0/0
Papaioannou Georgios	Prof.	17	24	826	58	9/9/118/534	131.6	58	826	9/9/151/682	128.2	25/50/2288	H	11/12/673	16/23/1190	15/21/678	21/44/1680
Toubis Stavros	Assoc.	12	14	436	40	10/10/162/770	168.8	40	436	11/11/176/878	155.0	23/42/2985	H				
Vasilakis Andreasalexandros	Asst.	12	13	402	30	10/10/162/770	176.9	30	402	12/12/183/896	187.9	13/15/447	L	10/10/180	10/11/199	11/12/280	12/13/314
Sgouritsa Alkmini	Asst.	11	12	597	30	12/12/171/825	173.4	30	597	10/10/163/786	184.5	11/12/600	H	9/7/177	9/7/177	10/11/517	10/11/518
Vassalos Vasileios	Prof.	9	9	400	30	13/13/189/919	187.0	30	400	13/13/184/898	145.2	27/49/4043	H	8/7/224	22/42/2520	0/0/0	2/2/147
Vassalos Paraskevas	Prof.	6	5	144	18	14/14/206/1037	208.3	18	144	16/16/210/1067	209.0	11/14/349	L				
Marias Ioannis	Asst.	6	5	232	16	14/14/206/1037	206.5	16	232	15/15/200/1002	176.8	22/38/1274	H	6/6/174	17/31/829		
Apidopoulos Vasileios	Asst.	5	5	286	10	16/16/222/1094	212.5	10	286	14/14/195/961	214.3	6/5/292	H	0/0/0	0/0/0	6/5/229	6/5/229
Dimakis Antonios	Asst.	3	1	27	3	17/17/228/1156	231.6	3	27	17/17/231/1178	233.6	3/1/27	M	2/0/4	2/0/4	4/3/113	9/9/469

Informatics (AUTH) - CS - 30 matched of 30 TRS

Member	Grade	A: h	A: i10	A: cites	A: pubs	A: rank h d/u/a/all	A: comp.	B: P_i	B: C_i	B: rank C d/u/a/all	B: comp.	GS profile h/i10/cites	Conf.	OA 2012-25 h/i10/cites	OA life h/i10/cites	S2 2012-25 h/i10/cites	S2 life h/i10/cites
Tefas Anastasios	Prof.	56	220	11920	458	1/1/2/12	2.8	458	11920	1/1/4/19	3.6	62/278/15483	H	45/179/9065	50/226/11636	8/6/241	8/6/246
Pleros Nikos	Prof.	42	186	7442	461	2/7/10/52	4.2	461	7442	2/4/9/48	4.5	50/231/9737	H	38/146/5539	44/186/7280	10/10/355	14/19/807
Vakali Athina	Prof.	36	74	7130	176	3/10/15/87	14.4	176	7130	3/6/10/56	16.2	47/142/13186	L	0/0/0	0/0/0	31/75/4800	40/141/9369
Angelis Elevtherios	Prof.	35	82	4274	173	4/11/16/92	23.3	173	4274	7/14/34/129	25.8	49/150/9127	L				
Tsoumakas Grigorios	Prof.	32	76	4543	148	5/16/24/120	28.0	148	4543	6/13/25/115	19.2	54/128/22393	H	24/54/2264	45/99/12514	24/67/3019	47/114/14578
Paparrizos Giannis	Asst.	32	48	4953	55	5/16/24/120	31.8	55	4953	5/11/22/98	43.9	33/50/5277	H	23/36/2626	23/36/2638	21/31/1535	23/34/1848
Dimitriadis Stavros	Prof.	32	63	3172	107	5/16/24/120	38.5	107	3172	9/25/48/194	54.5	35/66/3558	M	10/10/1463	10/10/1463	11/11/1312	11/11/1312
Vlachavas Ioannis	Prof.	30	63	5196	145	8/19/33/144	27.4	145	5196	4/10/18/89	10.7	60/184/21733	H	2/1/30	5/2/62	2/0/16	5/2/61
Laskaris Nikos	Prof.	29	60	2322	100	9/21/38/161	54.8	100	2322	10/34/69/273	61.0	36/92/3795	H	20/33/1234	27/60/2244	11/12/373	13/14/550
Meditskos Georgios	Asst.	26	54	2173	149	10/27/50/203	49.6	149	2173	11/39/74/294	55.5	31/71/2858	H	21/43/2686	24/55/3109	20/42/1355	23/54/1793
Ouzounis Christos	Prof.	26	39	4024	78	10/27/50/203	52.5	78	4024	8/17/37/140	2.9	77/179/25692	H	23/33/2397	62/154/13959	4/3/501	8/8/809
Miliou Amalia	Prof.	23	43	1653	131	12/38/73/299	67.2	131	1653	16/60/95/404	65.7	32/65/3060	H	20/36/1286	27/55/2213	1/0/2	2/1/58
Katsanos Christos	Assoc.	22	40	2081	75	13/43/80/332	85.9	75	2081	12/41/78/314	95.2	25/50/2375	H	22/50/1856	29/72/4629	3/0/31	3/0/31
Stamelos Ioannis	Prof.	22	48	1736	128	13/43/80/332	70.2	128	1736	14/57/88/380	48.8	44/124/7193	H	17/39/1116	37/103/4811	3/1/61	3/1/61
Nikopolitidis Petros	Prof.	20	43	1517	159	15/56/93/397	60.8	159	1517	17/64/100/443	62.9	25/68/2819	H	2/1/20	2/1/20	2/1/19	2/1/19
Gounaris Anastasios	Prof.	20	49	1701	135	15/56/93/397	67.5	135	1701	15/59/91/390	66.5	29/77/3200	H	16/32/1156	25/55/2145	5/1/59	5/1/64
Katsaros Panagiotis	Prof.	20	34	1324	84	15/56/93/397	97.2	84	1324	19/73/111/496	104.9	24/55/2146	H	13/19/660	18/31/1136	3/2/52	3/2/52
Vrakas Dimitrios	Assoc.	19	28	1820	57	18/62/102/445	103.6	57	1820	13/50/86/363	108.6	24/47/2520	L	18/22/1225	20/34/1696	19/26/1452	21/41/1857

Member	Grade	A: h	A: i10	A: cites	A: pubs	A: rank h d/u/a/all	A: comp.	B: P_i	B: C_i	B: rank C d/u/a/all	B: comp.	GS profile h/i10/cites	Conf.	OA 2012-25 h/i10/cites	OA life h/i10/cites	S2 2012-25 h/i10/cites	S2 life h/i10/cites
Christodoulou Giorgos	Prof.	19	31	1207	66	18/62/102/445	112.7	66	1207	20/79/118/532	115.8	25/47/3077	H	15/23/690	25/49/2523		
Papadopoulos Apostolos	Prof.	19	27	1192	80	18/62/102/445	105.7	80	1192	21/80/121/537	85.1	34/79/4624	H	13/18/729	27/69/3073	1/1/107	8/5/292
Papadimitriou Georgios	Prof.	18	43	1365	131	21/69/111/483	77.6	131	1365	18/71/108/485	69.5	31/106/5074	H	10/11/243	11/16/393		
Kotropoulos Konstantinos	Prof.	17	35	1121	106	22/73/118/534	95.5	106	1121	22/83/125/563	38.2	50/144/9587	H	0/0/0	1/1/89	14/26/744	45/117/6989
Tsitsas Nikolaos	Prof.	16	37	932	132	23/82/127/588	83.0	132	932	23/89/143/643	83.3	23/61/1671	H	13/30/699	19/51/1257	12/21/655	18/40/1202
Keramidas Georgios	Assoc.	14	19	742	126	24/94/144/672	94.0	126	742	24/97/155/715	95.1	19/35/1730	H	10/10/428	15/26/1171	11/13/478	18/32/1386
Konofaos Nikos	Prof.	11	16	399	54	25/115/171/825	164.0	54	399	25/126/185/900	143.4	24/46/1478	H	0/0/0	1/0/1	11/12/313	19/38/1172
Kantelis Kostantinos	Asst.	8	7	204	37	26/133/193/958	189.9	37	204	26/136/204/1017	197.9	8/7/209	H	7/6/158	7/6/159	7/6/156	7/6/160
Politis Dionysios	Asst.	7	1	140	64	27/135/202/994	167.9	64	140	27/143/212/1073	170.2	10/11/408	H	4/0/47	6/1/139	0/0/0	0/0/0
Vasileiadis Nikolaos	Prof.	1	0	1	1	28/158/235/1199	237.3	1	1	28/159/239/1216	238.3	1/0/1	M	10/11/366	10/11/367	9/9/303	9/9/303

Information & Communication Systems Eng. (Aegean) - CS - 25 matched of 26 TRS

Member	Grade	A: h	A: i10	A: cites	A: pubs	A: rank h d/u/a/all	A: comp.	B: P_i	B: C_i	B: rank C d/u/a/all	B: comp.	GS profile h/i10/cites	Conf.	OA 2012-25 h/i10/cites	OA life h/i10/cites	S2 2012-25 h/i10/cites	S2 life h/i10/cites
Skianis Charalabos	Prof.	44	95	6652	176	1/1/8/42	12.0	176	6652	1/1/12/64	18.4	46/122/7609	H	33/61/4180	33/72/4521	5/3/96	5/3/101
Stamatatos Evstathios	Prof.	41	59	5918	75	2/2/11/59	18.4	75	5918	2/2/16/80	14.0	59/101/13295	L			37/58/3810	51/100/8795
Loukis Evripidis	Prof.	34	72	4861	183	3/3/19/101	20.9	183	4861	3/4/23/101	24.5	44/122/7341	L			28/45/2634	33/89/4337
Alexopoulos Charalabos	n/s	24	67	2794	175	4/7/66/265	42.2	175	2794	5/8/57/229	46.5	24/67/2802	H				
Symeonidis Panagiotis	Assoc.	23	38	1875	94	5/9/73/299	78.7	94	1875	6/11/84/353	74.9	33/62/4295	H	20/34/1297	34/68/3539	2/1/26	2/1/26
Spathoulas Georgios	Assoc.	21	30	1502	78	6/11/87/361	95.2	78	1502	9/15/101/447	111.5	21/33/1729	H	16/25/991	17/27/1131	16/24/880	18/26/1042
Kormentzas Georgios	Prof.	21	28	1483	47	6/11/87/361	108.3	47	1483	10/16/102/453	108.8	29/59/2962	H	15/19/594	18/28/1070	19/31/1066	26/60/2170
Kritikos Kyriakos	Prof.	20	38	1585	82	8/13/93/397	94.7	82	1585	8/14/96/423	99.9	25/54/2543	H	17/25/1311	22/37/2033	16/24/1326	22/40/2125
Mitrou Lilian	Prof.	20	27	1719	59	8/13/93/397	100.9	59	1719	7/13/89/386	109.2	24/40/2262	H	14/18/568	17/25/827	1/0/3	1/0/3
Kostoulas Theodoros	Assoc.	20	27	1174	48	8/13/93/397	117.7	48	1174	15/21/122/544	136.2	22/34/1362	H	16/23/836	16/28/926	16/22/779	17/28/900
Karyda Maria	Prof.	20	30	1464	51	8/13/93/397	110.2	51	1464	11/17/104/456	113.8	27/51/3114	H	17/24/918	22/41/1840	15/25/881	22/41/1941
Vlachou Akrivi	Assoc.	19	33	1114	82	12/17/102/445	106.1	82	1114	16/22/126/568	103.1	28/61/2804	H	16/25/665	23/48/1919	21/42/1404	31/77/3503
Diamantopoulou Vasiliki	Asst.	19	29	1264	49	12/17/102/445	119.4	49	1264	13/19/115/511	136.2	20/30/1289	H	16/19/739	16/19/739	15/20/676	15/20/676
Skoutas Dimitrios	Assoc.	17	32	1309	86	14/19/118/534	104.3	86	1309	12/18/112/501	102.1	25/53/3505	M	21/45/1844	30/68/3621	14/25/885	23/45/2530
Kokolakis Spyros	Prof.	16	19	3485	33	15/21/127/588	80.6	33	3485	4/6/42/171	76.5	27/48/5525	H	13/14/1864	21/36/2919	1/0/1	1/0/1
Kouloumentas Christos	Prof.	16	27	936	79	15/21/127/588	119.2	79	936	17/23/141/638	125.7	19/45/1332	H	13/19/607	16/27/776	13/24/607	16/34/907
Kofinas Georgios	Assoc.	15	17	1236	25	17/23/135/628	143.3	25	1236	14/20/117/522	128.1	27/44/3184	H	13/14/881	22/31/2278	2/1/28	2/1/29
Kavallieratou Ergina	Prof.	14	19	933	58	18/25/144/672	138.4	58	933	18/24/142/642	115.0	29/51/2525	H	12/13/668	24/41/1690	12/14/655	25/42/1829
Maliatsos Konstantinos	Asst.	13	14	544	55	19/26/158/724	152.8	55	544	19/27/165/814	158.5	15/21/751	H	10/11/367	10/15/475	10/11/359	11/17/503
Kalligeros Emmanouil	Assoc.	10	10	364	18	20/29/184/875	193.4	18	364	20/30/189/921	182.9	18/26/1000	H	8/8/253	18/22/757	8/7/237	16/21/796
Konstantinou Elisavet	Assoc.	6	5	109	16	21/34/206/1037	212.5	16	109	21/35/218/1104	201.6	15/22/624	H	3/1/30	13/16/402	5/3/65	13/20/470
Kaporis Alexis	Assoc.	4	2	81	6	22/37/225/1131	226.6	6	81	22/37/225/1134	211.3	14/16/738	H	4/1/46	12/16/577	2/1/18	14/16/607
Leros Asimakis	n/s	2	0	21	6	23/39/232/1183	231.3	6	21	23/39/232/1186	230.0	6/5/156	H	1/0/1	1/0/1	4/1/37	9/9/202

Informatics & Telematics (HUA) - CS - 8 matched of 12 TRS

Member	Grade	A: h	A: i10	A: cites	A: pubs	A: rank h d/u/a/all	A: comp.	B: P_i	B: C_i	B: rank C d/u/a/all	B: comp.	GS profile h/i10/cites	Conf.	OA 2012-25 h/i10/cites	OA life h/i10/cites	S2 2012-25 h/i10/cites	S2 life h/i10/cites
Georgios Papadopoulos	Asst.	39	84	5692	245	1/1/12/67	13.7	245	5692	1/1/17/81	16.2	45/105/8768	H	31/91/3626	40/128/5728		
Eirini Liotou	Asst.	16	21	1070	50	2/2/127/588	134.0	50	1070	2/2/129/580	147.1	16/22/1084	H	13/17/686	13/17/691	0/0/0	0/0/0
Alexandros Dimopoulos	Asst.	11	11	949	41	3/3/171/825	158.4	41	949	3/3/140/630	164.1	13/15/1105	H	10/10/559	13/13/637		
Georgia Dede	Assoc.	10	12	350	35	4/4/184/875	183.9	35	350	4/4/190/933	186.8	13/16/457	H	10/10/236	10/13/306		

Computer Science (IHU) - CS - 16 matched of 25 TRS

Member	Grade	A: h	A: i10	A: cites	A: pubs	A: rank h d/u/a/all	A: comp.	B: P_i	B: C_i	B: rank C d/u/a/all	B: comp.	GS profile h/i10/cites	Conf.	OA 2012-25 h/i10/cites	OA life h/i10/cites	S2 2012-25 h/i10/cites	S2 life h/i10/cites
Bakirtzis Emmanouil	Asst.	14	17	780	31	1/15/144/672	158.5	31	780	1/17/152/706	172.5	14/17/780	M	12/14/615	12/14/615	12/14/579	12/14/579

Member	Grade	A: h	A: i10	A: cites	A: pubs	A: rank h d/u/a/all	A: comp.	B: P_i	B: C_i	B: rank C d/u/a/all	B: comp.	GS profile h/i10/cites	Conf.	OA 2012-25 h/i10/cites	OA life h/i10/cites	S2 2012-25 h/i10/cites	S2 life h/i10/cites
Vologiannidis Stavros	Prof.	11	13	462	32	2/24/171/825	175.8	32	462	2/24/173/867	175.5	16/21/931	H	9/9/304	13/17/632	9/8/250	13/16/615
Kalomoiros Ioannis	Prof.	11	11	451	39	2/24/171/825	172.3	39	451	3/25/175/872	167.7	18/34/1197	H				
Varsamis Dimitrios	Prof.	8	5	197	57	4/29/193/958	170.7	57	197	5/36/205/1024	177.1	8/5/232	H	6/2/123	6/2/147	5/0/57	6/2/102
Vourvoulakis Ioannis	Assoc.	7	6	225	23	5/34/202/994	202.0	23	225	4/34/201/1007	207.7	8/7/308	H	7/5/178	7/6/230	6/5/161	7/7/264
Evstathiou Dimitrios	Prof.	6	5	94	15	6/39/206/1037	215.8	15	94	6/43/223/1121	217.9	10/13/304	H				
Kazarlis Spyridon	Prof.	5	2	60	8	7/42/222/1094	225.3	8	60	8/46/227/1145	217.6	12/12/2768	H	2/0/11	8/8/1594	2/0/9	10/10/1775
Politis Anastasios	Assoc.	4	2	83	18	8/46/225/1131	219.1	18	83	7/44/224/1130	221.6	5/3/117	H	10/10/408	11/12/451	7/5/172	8/6/212
Papatsoris Anastasios	Prof.	3	0	17	9	9/48/228/1156	229.3	9	17	11/52/234/1191	226.5	8/6/608	H	1/0/1	1/0/1	24/60/2126	41/125/5021
Anastasiou Christos	Prof.	2	1	41	5	10/51/232/1183	232.0	5	41	9/48/229/1164	233.3	2/1/41	M	0/0/0	1/0/1	2/0/9	2/0/9
Strouthopoulos Charalabos	Prof.	1	1	18	2	11/52/235/1199	235.0	2	18	10/51/233/1189	231.9	7/6/434	H	1/1/17	8/8/452	2/1/19	8/8/496

Informatics (Ionian) - CS - 24 matched of 32 TRS

Member	Grade	A: h	A: i10	A: cites	A: pubs	A: rank h d/u/a/all	A: comp.	B: P_i	B: C_i	B: rank C d/u/a/all	B: comp.	GS profile h/i10/cites	Conf.	OA 2012-25 h/i10/cites	OA life h/i10/cites	S2 2012-25 h/i10/cites	S2 life h/i10/cites
Andreas Kanavos	Prof.	30	102	3647	208	1/1/33/144	26.3	208	3647	4/4/40/160	31.2	30/102/3653	H	25/84/2690	25/84/2690		
Nikolaos Korfiatis	Prof.	27	35	4380	61	2/2/44/186	47.7	61	4380	3/3/31/124	57.1	30/43/4938	H	23/30/2398	26/37/3268		
Angeliki Tsochou	Prof.	24	38	2278	78	3/3/66/265	75.9	78	2278	5/5/70/280	87.5	27/48/2720	H				
Christoforos Ntantogian	Prof.	23	35	1202	53	4/4/73/299	103.3	53	1202	10/10/119/533	129.9	23/41/1345	H	17/25/662	17/26/749	0/0/0	0/0/0
Aristeidis Vrachatis	Prof.	23	41	2195	149	4/4/73/299	55.1	149	2195	7/7/73/293	61.9	23/42/2276	H				
Panagiotis Vlamos	Prof.	22	39	2225	224	6/6/80/332	33.7	224	2225	6/6/71/287	35.3	24/52/2675	H	20/31/1580	21/40/1836	0/0/0	0/0/0
Adamantia Pateli	Prof.	22	27	4655	42	6/6/80/332	49.8	42	4655	2/2/24/109	50.8	29/46/6509	H	19/23/2844	23/35/3762		
Vasileios Karyotis	Prof.	21	37	1369	100	8/8/87/361	86.4	100	1369	9/9/107/484	98.3	22/47/1674	H	16/25/840	17/30/993	0/0/0	0/0/0
Marios Krokidis	Prof.	21	31	1446	92	8/8/87/361	90.6	92	1446	8/8/106/463	103.7	22/33/1532	H	8/7/340	8/7/343		
Konstantinos Giannakis	Prof.	19	26	7010	55	10/10/102/445	27.8	55	7010	1/1/11/58	28.6	20/28/7105	H	14/20/4050	14/21/4070		
Konstantinos Oikonomou	Prof.	19	32	1100	90	10/10/102/445	102.4	90	1100	11/11/127/570	111.9	22/47/1662	H	20/35/1269	25/52/2005	0/0/0	0/0/0
Emmanouil Magkos	Prof.	18	29	1012	43	12/12/111/483	133.0	43	1012	12/12/135/600	132.5	25/48/1778	H	14/19/579	17/33/1008		
Marios Anagnostou	Prof.	16	21	761	55	13/13/127/588	138.5	55	761	14/14/153/710	139.3	23/35/1450	H	16/19/671	21/32/1203		
Spyridon Doukakis	Prof.	15	22	836	83	14/14/135/628	120.8	83	836	13/13/150/675	130.2	15/26/1018	H	9/8/334	9/8/337		
Georgios Tsoumanis	Prof.	14	19	681	57	15/15/144/672	144.3	57	681	15/15/158/744	155.8	14/19/681	H	11/16/500	11/16/500		
Ioannis Karydis	Prof.	13	16	655	69	16/16/158/724	141.0	69	655	16/16/160/757	144.0	16/30/974	H	15/22/1076	21/43/2034		
Iosif Polenakis	Prof.	6	4	243	33	17/17/206/1037	194.4	33	243	17/17/198/995	200.5	6/4/243	H	5/3/170	5/3/170	1/1/43	2/1/45
Stergios Palamas	Prof.	5	3	126	15	18/18/222/1094	218.6	15	126	18/18/215/1089	220.5	6/4/155	H	4/3/87	5/3/101		

Informatics & Telecommunications (NKUA) - CS - 35 matched of 36 TRS

Member	Grade	A: h	A: i10	A: cites	A: pubs	A: rank h d/u/a/all	A: comp.	B: P_i	B: C_i	B: rank C d/u/a/all	B: comp.	GS profile h/i10/cites	Conf.	OA 2012-25 h/i10/cites	OA life h/i10/cites	S2 2012-25 h/i10/cites	S2 life h/i10/cites
Alexandropoulos Georgios	Assoc.	68	221	24996	400	1/1/1/7	1.4	400	24996	1/1/1/3	1.8	72/242/25936	H	3/0/21	3/0/21	3/0/18	3/0/18
Panagakis Ioannis	Assoc.	34	76	4485	129	2/2/19/101	27.5	129	4485	3/3/27/117	39.9	35/88/5122	H	0/0/0	1/1/57	29/70/3293	32/80/3784
Smaragdakis Giannis	Prof.	33	48	4369	84	3/3/21/107	33.3	84	4369	4/4/32/125	28.6	51/110/11644	H	26/44/2801	46/109/7983	27/44/3094	46/102/8566
Koubarakis Manolis	Prof.	32	79	3831	196	4/4/24/120	24.3	196	3831	5/5/38/146	18.9	53/157/9652	H	30/62/2691	44/129/6409	29/65/2683	47/146/7635
Gkizopoulos Dimitrios	Prof.	31	67	2821	138	5/5/31/134	40.7	138	2821	9/10/55/225	42.3	42/131/6209	H				
Tzamos Christos	Assoc.	30	58	3148	95	6/6/33/144	47.3	95	3148	6/7/49/198	66.1	30/59/3170	H	20/26/1230	20/27/1273	25/58/2397	26/59/2474
Tsinos Christos	Assoc.	27	56	3034	99	7/8/44/186	54.3	99	3034	8/9/52/206	69.4	28/57/3194	H	22/50/2218	23/51/2331	4/3/174	4/3/174
Roussou Maria	Assoc.	27	33	2127	70	7/8/44/186	67.2	70	2127	15/18/77/304	59.4	41/76/6519	H	38/87/4004	47/142/7971	1/0/1	1/1/34
Christodoulopoulos Konstantinos	Asst.	26	63	2333	146	9/10/50/203	50.2	146	2333	12/14/68/272	51.2	35/95/5114	H	24/49/1863	30/77/3921	21/38/2268	30/67/4471
Kanellos Georgios	Asst.	26	52	2129	119	9/10/50/203	60.2	119	2129	14/17/76/302	71.1	30/68/3036	H			23/41/1435	26/55/2159
Chatzikokolakis Konstantinos	Assoc.	26	42	5008	91	9/10/50/203	37.7	91	5008	2/2/21/96	38.3	35/61/6640	H	23/43/3171	30/61/4175	2/0/8	2/0/8
Margellos Konstantinos	Assoc.	25	58	3081	123	12/14/59/232	54.7	123	3081	7/8/50/202	61.9	28/67/3924	H	22/35/1993	24/43/2570	24/47/2424	27/56/3092
Syvridis Dimitrios	Prof.	25	50	2221	170	12/14/59/232	45.9	170	2221	13/15/72/289	39.0	41/139/8903	L	22/42/1595	34/111/6425	22/48/1585	35/113/6212

Member	Grade	A: h	A: i10	A: cites	A: pubs	A: rank h d/u/a/all	A: comp.	B: P_i	B: C_i	B: rank C d/u/a/all	B: comp.	GS profile h/i10/cites	Conf.	OA 2012-25 h/i10/cites	OA life h/i10/cites	S2 2012-25 h/i10/cites	S2 life h/i10/cites
Emiris Ioannis	Prof.	18	28	1019	73	14/21/111/483	117.4	73	1019	20/28/134/596	56.0	45/96/5508	H	13/19/509	32/83/3205	2/0/14	3/1/27
Stavrakakis Ioannis	Prof.	17	35	1061	84	15/24/118/534	110.0	84	1061	18/26/130/582	87.1	33/119/5505	H	13/22/617	27/90/3739	3/1/22	3/1/22
Alonistioti Athanasia	Prof.	17	21	1160	68	15/24/118/534	119.6	68	1160	17/25/123/551	115.2	26/82/3882	H	0/0/0	0/0/0	0/0/0	13/13/437
Achlioptas Dimitris	Prof.	17	20	1279	52	15/24/118/534	123.9	52	1279	16/24/113/507	34.4	52/81/13246	H	12/13/646	40/72/8234	13/15/648	43/75/7692
Giannopoulou Archontia	Assoc.	15	22	691	46	18/27/135/628	148.9	46	691	21/31/156/735	163.4	15/23/726	H	9/8/259	9/9/317	13/14/498	14/15/530
Karakostas Vasileios	Asst.	15	15	1049	39	18/27/135/628	144.0	39	1049	19/27/132/584	155.4	16/17/1250	H	10/11/521	12/13/648	14/18/849	16/21/1014
Nakos Vasileios	Asst.	15	18	502	37	18/27/135/628	157.3	37	502	24/37/168/843	173.6	15/18/503	H	7/5/181	7/5/181	14/16/385	14/16/386
Paschalis Antonis	Prof.	14	19	683	38	21/30/144/672	157.4	38	683	22/32/157/741	104.2	34/76/3233	H	13/14/496	29/72/2638	38/74/4612	47/124/6743
Ntoulas Alexandros	Asst.	14	16	595	30	21/30/144/672	163.4	30	595	23/35/164/787	143.9	26/47/4850	H	10/10/291	19/30/2781	2/1/19	3/2/297
Atlidakis Evangelos	Asst.	12	13	2785	21	23/35/162/770	106.2	21	2785	10/11/58/231	110.9	12/13/2785	L	0/0/0	0/0/0		
Avgerinos Athanasios	Asst.	10	10	2687	16	24/38/184/875	112.0	16	2687	11/13/60/242	109.3	17/19/5559	H				
Rontogiannis Panagiotis	Prof.	8	7	221	34	25/41/193/958	190.9	34	221	25/43/202/1008	182.7	16/29/831	H			0/0/0	1/1/11
Kolliopoulos Stavros	Prof.	6	3	146	22	26/44/206/1037	207.0	22	146	26/45/209/1066	172.5	23/32/2103	H	5/2/66	20/27/1623	5/2/95	22/32/1891
Stamatopoulos Panagiotis	Asst.	6	5	104	16	26/44/206/1037	212.9	16	104	27/47/219/1110	195.6	17/23/2673	H	9/9/360	16/24/1495	3/1/34	15/18/1820

Computer Engineering & Informatics (UPatras) - CS - 35 matched of 36 TRS

Member	Grade	A: h	A: i10	A: cites	A: pubs	A: rank h d/u/a/all	A: comp.	B: P_i	B: C_i	B: rank C d/u/a/all	B: comp.	GS profile h/i10/cites	Conf.	OA 2012-25 h/i10/cites	OA life h/i10/cites	S2 2012-25 h/i10/cites	S2 life h/i10/cites
Verikoukis Christos	Assoc.	55	232	11879	465	1/4/3/15	2.0	465	11879	1/5/5/20	2.3	57/269/13430	H	47/198/8645	47/226/9541	12/15/536	12/15/549
Bouras Christos	Prof.	28	62	2441	228	2/25/40/174	28.1	228	2441	7/37/66/265	28.8	37/195/7093	H	0/0/0	3/0/30	6/4/249	8/7/342
Hatzilygeroudis Ioannis	Prof.	28	62	3222	154	2/25/40/174	40.3	154	3222	3/22/46/189	42.6	36/104/4956	H	23/48/2203	29/76/3201	21/40/2191	29/74/3387
Megalooikonomou Vasileios	Prof.	28	73	2658	169	2/25/40/174	40.4	169	2658	5/33/63/247	40.4	40/123/5043	H	25/51/1777	30/84/3016	22/55/1720	33/99/7746
Sioutas Spyros	Prof.	27	81	2815	186	5/29/44/186	32.2	186	2815	4/29/56/226	37.0	28/101/3571	H	20/51/1834	21/67/2316	21/55/1754	22/70/2337
Sklavos Nikolaos	Prof.	26	50	2146	121	6/30/50/203	59.3	121	2146	8/41/75/299	54.0	40/100/4848	H	21/40/1388	30/78/3060	5/3/95	6/4/105
Zacharaki Eva	Assoc.	25	53	3397	97	7/36/59/232	57.1	97	3397	2/20/44/181	59.7	32/73/5851	L			22/47/2485	27/62/4160
Nikoletseas Sotiris	Prof.	25	59	2563	163	7/36/59/232	48.6	163	2563	6/35/65/256	36.7	45/144/6535	H	23/46/1777	38/125/4707	23/45/1720	38/120/4814
Papadimitriou George	Asst.	24	38	1530	67	9/45/66/265	89.1	67	1530	11/62/99/441	111.2	24/38/1530	H	17/23/1029	22/33/2446	9/8/203	12/12/404
Xenos Michalis	Prof.	22	37	1717	112	10/55/80/332	76.0	112	1717	9/54/90/387	65.4	35/91/5387	H	24/52/2132	34/101/4984	1/0/4	2/0/7
Makris Christos	Assoc.	19	41	1346	122	11/63/102/445	82.1	122	1346	13/69/109/493	78.8	29/84/3233	H	15/25/932	24/59/2133	4/1/55	4/1/55
Berberidis Kostas	Prof.	18	33	1253	107	12/66/111/483	90.9	107	1253	14/72/116/515	82.5	30/76/3198	L	15/26/974	24/56/2198	0/0/0	0/0/0
Michail Othon	Assoc.	18	26	1576	78	12/66/111/483	102.0	78	1576	10/61/97/427	109.9	21/38/2053	H	15/24/1232	21/46/1916	2/1/47	2/1/50
Komninos Andreas	Asst.	18	34	1078	104	12/66/111/483	95.2	104	1078	15/76/128/577	102.6	20/43/1331	H	14/23/628	15/30/837	13/23/647	16/30/877
Zaroliagis Christos	Prof.	18	22	969	99	12/66/111/483	101.6	99	969	17/81/139/621	76.2	35/87/4186	H	13/16/592	25/65/2557	1/1/19	4/3/196
Garofalakis John	Prof.	17	34	925	103	16/76/118/534	101.0	103	925	18/90/144/647	106.7	21/63/2324	H	12/21/556	16/42/1411	0/0/0	2/1/12
Kosmopoulos Dimitrios	Prof.	17	26	1055	75	16/76/118/534	116.6	75	1055	16/78/131/583	97.5	31/56/3069	H	14/19/640	26/48/2065	10/11/480	11/12/534
Hadjidoukas Panagiotis	Assoc.	16	24	1477	50	18/84/127/588	123.3	50	1477	12/64/103/455	123.9	23/37/1993	H	15/17/1143	19/28/1493	14/17/1021	18/29/1429
Kaklamanis Christos	Prof.	14	17	923	101	19/94/144/672	107.4	101	923	19/91/145/650	87.0	31/70/3574	H	9/9/352	28/57/2440	7/5/226	27/52/2492
Tsichlas Kostas	Assoc.	12	16	507	64	20/106/162/770	147.4	64	507	20/113/167/839	147.9	17/32/1240	H	10/10/374	13/22/815	4/1/54	4/1/54
Psarakis Emmanouil	Prof.	12	12	429	49	20/106/162/770	162.6	49	429	21/115/177/881	165.2	16/24/2034	H	8/7/313	14/17/1396		
Gallopoulos Efstratios	Prof.	12	13	423	44	20/106/162/770	167.2	44	423	22/117/180/888	133.9	28/64/4865	H	9/9/277	22/39/3029	11/11/321	24/42/3197
Kontogiannis Spyridon	Assoc.	8	6	192	45	23/125/193/958	184.2	45	192	24/127/206/1029	172.1	18/26/1540	H	6/4/271	6/4/271	12/17/501	17/30/1544
Vlachos Kyriakos	Prof.	8	7	240	25	23/125/193/958	197.6	25	240	23/123/199/996	140.4	29/61/2577	H	7/5/191	21/38/1493	1/0/10	12/12/491
Georgopoulos Konstantinos	Asst.	7	4	187	28	25/128/202/994	200.9	28	187	25/128/207/1033	205.6	9/5/253	M	7/3/151	8/6/274	4/2/50	4/2/54
Papaioannou Evi	Asst.	6	3	134	74	26/131/206/1037	158.8	74	134	26/133/213/1078	159.9	10/10/366	H	4/2/69	7/6/215		
Pavlidis Georgios	Prof.	6	2	120	20	26/131/206/1037	209.9	20	120	27/134/216/1095	214.5	8/7/375	H	4/1/53	4/1/55	3/1/84	3/1/84
Vergos Haridimos	Prof.	6	1	73	13	26/131/206/1037	217.3	13	73	28/136/226/1137	196.4	18/35/1750	H			5/3/106	16/34/1285
Andrikopoulos Athanasios	Prof.	4	2	54	27	29/139/225/1131	215.3	27	54	29/140/228/1153	215.6	7/6/181	H	9/7/190	9/8/244	18/27/1060	43/112/6570
Christides Christos	Prof.	3	1	33	6	30/143/228/1156	229.3	6	33	30/142/230/1171	165.5	26/53/2240	H	3/1/29	23/49/1859	0/0/0	0/0/0
Alexiou Georgios	Prof.	2	0	6	7	31/144/232/1183	232.0	7	6	31/147/235/1205	230.6	6/5/193	H	1/1/20	1/1/20	0/0/0	0/0/0

Member	Grade	A: h	A: i10	A: cites	A: pubs	A: rank h d/u/a/all	A: comp.	B: P_i	B: C_i	B: rank C d/u/a/all	B: comp.	GS profile h/i10/cites	Conf.	OA 2012-25 h/i10/cites	OA life h/i10/cites	S2 2012-25 h/i10/cites	S2 life h/i10/cites
Cosmadakis Stavros	Prof.	0	0	0	0	32/148/240/1218	240.0	0	0	32/148/240/1218	201.2	19/23/2078	H	1/0/1	19/25/1482	0/0/0	0/0/0

Computer Science & Biomedical Informatics (UTH) - CS - 0 matched of 10 TRS

No member of this department has a public Google Scholar profile; the OpenAlex and Semantic Scholar values are in Appendices C and D.

Digital Systems (UTH) - CS - 13 matched of 18 TRS

Member	Grade	A: h	A: i10	A: cites	A: pubs	A: rank h d/u/a/all	A: comp.	B: P_i	B: C_i	B: rank C d/u/a/all	B: comp.	GS profile h/i10/cites	Conf.	OA 2012-25 h/i10/cites	OA life h/i10/cites	S2 2012-25 h/i10/cites	S2 life h/i10/cites
Vasileios Gerogiannis	Prof.	31	65	3191	146	1/5/31/134	38.2	146	3191	1/9/47/193	48.5	33/85/4604	H				
Panagiotis Politis	Prof.	25	40	1668	63	2/9/59/232	84.0	63	1668	2/16/93/397	93.0	31/52/2672	M	11/13/1135	11/13/1137	5/3/209	5/3/209
Konstantinos Kokkinos	Asst.	19	23	1199	70	3/20/102/445	110.8	70	1199	3/26/120/534	125.8	19/24/1238	H	1/0/1	1/0/1	1/0/1	1/0/1
Omiros Iatrellis	Assoc.	15	24	1002	56	4/30/135/628	136.0	56	1002	4/31/137/604	148.0	15/24/1008	H	11/15/605	11/15/606		
Georgia Gkarani	Prof.	12	16	514	50	5/41/162/770	158.3	50	514	5/43/166/835	165.0	14/21/620	H				
Chrysafis Chartonas	Prof.	11	12	302	34	6/44/171/825	180.8	34	302	7/55/194/955	180.5	16/23/803	H			2/2/35	11/13/785
Fotios Kokkoras	Asst.	6	6	388	8	7/61/206/1037	205.0	8	388	6/49/186/904	206.9	10/12/647	H	5/5/277	9/9/437		
Petros Lampsas	Prof.	6	4	103	13	7/61/206/1037	215.4	13	103	8/67/220/1113	213.6	12/14/381	H	5/2/60	9/9/201		
Georgios Adam	Prof.	1	0	5	1	9/81/235/1199	236.3	1	5	9/85/236/1206	237.3	1/0/5	M	0/0/0	4/3/113		
Nikolaos Samaras	Prof.	1	0	2	6	9/81/235/1199	234.3	6	2	10/86/238/1214	235.3	1/0/2	H	16/23/876	20/41/2339	2/1/22	3/2/47
Dimitra Avramouli	Lect.	0	0	0	0	11/88/240/1218	240.0	0	0	11/88/240/1218	238.7	2/0/11	M	0/0/0	1/0/2		

Digital Systems (UniPi) - CS - 15 matched of 21 TRS

Member	Grade	A: h	A: i10	A: cites	A: pubs	A: rank h d/u/a/all	A: comp.	B: P_i	B: C_i	B: rank C d/u/a/all	B: comp.	GS profile h/i10/cites	Conf.	OA 2012-25 h/i10/cites	OA life h/i10/cites	S2 2012-25 h/i10/cites	S2 life h/i10/cites
Dimosthenis Kyriazis	Prof.	43	148	6575	305	1/3/9/49	9.6	305	6575	1/3/13/66	12.6	45/166/7507	H	31/104/3982	33/124/4780		
Ilias Magklogiannis	Prof.	35	124	5129	392	2/4/16/92	10.6	392	5129	2/4/19/92	11.1	49/222/11671	H				
Stefanos Gkritzalis	Prof.	32	75	4423	186	3/6/24/120	23.3	186	4423	4/6/29/121	13.0	58/199/12669	H			1/0/5	2/0/9
Angeliki Alexiou	Prof.	32	68	4428	135	3/6/24/120	30.0	135	4428	3/5/28/120	34.5	41/100/7079	H	25/43/2557	28/54/3377	0/0/0	0/0/0
Christos Xenakis	Prof.	30	71	2584	132	5/8/33/144	44.6	132	2584	8/14/64/253	58.1	32/91/3280	H	23/50/1544	24/61/1951	0/0/0	0/0/0
Panagiotis Demestichas	Prof.	27	60	4196	172	6/9/44/186	34.5	172	4196	5/7/35/134	34.7	37/120/7792	H	22/48/2801	30/83/5495	0/0/0	1/0/7
Andreas Menychtas	Asst.	26	45	1907	100	7/10/50/203	65.3	100	1907	10/16/83/344	82.0	28/56/2690	H	21/32/1138	24/45/1732		
Athanasios Kanatas	Prof.	24	52	2670	134	8/13/66/265	56.6	134	2670	7/13/62/245	55.0	34/99/4660	H	20/41/1812	29/74/3203		
Symeon Retalis	Prof.	23	32	2683	51	9/15/73/299	81.2	51	2683	6/12/61/243	68.1	36/87/5792	H	18/22/806	26/52/2355	1/0/1	1/0/1
Christos Doulkeridis	Prof.	22	51	2386	116	10/16/80/332	68.5	116	2386	9/15/67/269	65.2	32/89/4414	H	18/34/1634	26/61/2990	0/0/0	0/0/0
Foteini Paraskeva	Prof.	14	22	1131	69	11/19/144/672	126.6	69	1131	11/18/124/555	129.9	18/33/2718	H	3/1/47	6/2/401		
Angelos Rouskas	Prof.	8	6	264	27	12/24/193/958	195.3	27	264	12/24/197/980	184.3	17/26/1237	H	6/4/182	14/18/791		

Informatics (UniPi) - CS - 20 matched of 20 TRS

Member	Grade	A: h	A: i10	A: cites	A: pubs	A: rank h d/u/a/all	A: comp.	B: P_i	B: C_i	B: rank C d/u/a/all	B: comp.	GS profile h/i10/cites	Conf.	OA 2012-25 h/i10/cites	OA life h/i10/cites	S2 2012-25 h/i10/cites	S2 life h/i10/cites
Virvou Maria	Prof.	45	174	7628	347	1/1/4/36	5.8	347	7628	2/2/8/44	6.9	59/285/12911	H	34/120/4458	39/183/7342		
Patsakis Konstantinos	Prof.	45	109	11983	182	1/1/4/36	4.8	182	11983	1/1/3/17	7.2	45/112/12082	H	33/89/6967	33/91/7045	10/11/2299	10/11/2301
Tsichrintzis Georgios	Prof.	33	95	3375	260	3/5/21/107	18.7	260	3375	4/9/45/183	21.2	41/165/6117	H				
Douligeris Christos	Prof.	25	77	3648	263	4/11/59/232	21.0	263	3648	3/8/39/159	17.7	47/198/10423	H	20/46/2343	39/132/6408	5/3/190	5/3/191
Kotzanikolaou Panagiotis	Prof.	25	49	3057	92	4/11/59/232	61.5	92	3057	5/10/51/205	64.5	32/74/4460	H	20/32/1999	26/53/2822	1/0/6	1/0/6
Konstantopoulos Charalabos	Prof.	24	36	2936	70	6/13/66/265	69.9	70	2936	6/11/53/215	74.7	30/58/4960	H				
Psarakis Michail	Prof.	17	26	1741	54	7/17/118/534	111.1	54	1741	7/17/87/379	102.8	28/54/3382	H	15/18/1186	24/45/2388		
Sakkopoulos Evangelos	Prof.	16	26	897	76	8/18/127/588	122.8	76	897	10/21/146/658	123.4	23/54/1967	H	13/20/504	16/40/1193	11/16/463	17/41/1323
Sotiropoulos Dionysios	Assoc.	14	25	992	66	9/19/144/672	133.2	66	992	9/20/138/611	139.8	16/34/1219	L	3/0/28	7/4/146	1/0/2	3/1/35
Liagkouras Konstantinos	Asst.	14	20	1039	40	9/19/144/672	147.2	40	1039	8/19/133/591	159.2	14/20/1039	H	12/14/740	12/14/740	12/16/710	12/16/710
Koronakos Grigorios	Asst.	13	14	858	42	11/22/158/724	157.4	42	858	11/22/149/669	167.4	13/14/858	L	12/12/582	12/12/582	12/12/528	12/12/528
Venetis Ioannis	Asst.	11	11	426	29	12/23/171/825	180.2	29	426	12/23/178/885	190.2	12/14/557	H	9/8/295	10/10/370	9/9/310	11/12/413

Member	Grade	A: h	A: i10	A: cites	A: pubs	A: rank h d/u/a/all	A: comp.	B: P_i	B: C_i	B: rank C d/u/a/all	B: comp.	GS profile h/i10/cites	Conf.	OA 2012-25 h/i10/cites	OA life h/i10/cites	S2 2012-25 h/i10/cites	S2 life h/i10/cites
Polemi Despoina	Prof.	6	3	98	10	13/25/206/1037	216.4	10	98	13/25/221/1115	208.1	14/23/907	L	2/1/19	3/1/26	4/2/58	11/13/536

Informatics & Computer Engineering (UniWA) - CS - 22 matched of 29 TRS

Member	Grade	A: h	A: i10	A: cites	A: pubs	A: rank h d/u/a/all	A: comp.	B: P_i	B: C_i	B: rank C d/u/a/all	B: comp.	GS profile h/i10/cites	Conf.	OA 2012-25 h/i10/cites	OA life h/i10/cites	S2 2012-25 h/i10/cites	S2 life h/i10/cites
Christos Troussas	Assoc.	45	141	8017	255	1/2/4/36	6.3	255	8017	1/2/7/40	11.4	45/145/8128	H	36/107/4877	36/109/4930		
Akrivi Krouska	Asst.	38	96	5982	166	2/4/14/76	17.6	166	5982	2/3/15/79	24.7	38/96/5988	H	31/73/3561	31/73/3564	0/0/0	1/0/3
Foivos Mylonas	Assoc.	26	99	2767	301	3/8/50/203	20.3	301	2767	3/13/59/232	21.2	31/128/4503	H			0/0/0	0/0/0
Panagiotis Karkazis	Assoc.	23	38	1700	89	4/12/73/299	83.2	89	1700	5/24/92/391	95.4	25/46/1950	H	17/29/1189	19/37/1387		
Antonios Bogris	Prof.	21	50	1917	166	5/21/87/361	53.6	166	1917	4/21/82/342	43.2	40/100/5536	H				
Ioanna Kantzavelou	Assoc.	14	18	861	47	6/50/144/672	149.2	47	861	6/51/148/667	159.7	15/25/1096	H	8/6/426	9/7/514		
Paris Mastorokostas	Prof.	12	15	408	43	7/60/162/770	168.5	43	408	9/82/182/893	167.1	18/30/1511	H	1/1/53	1/1/53		
Nikitas Karanikolas	Prof.	11	12	495	74	8/68/171/825	142.3	74	495	7/74/170/849	148.5	12/23/724	H	7/4/247	9/8/365		
Anargyros Tsadimas	Asst.	11	11	382	31	8/68/171/825	180.7	31	382	10/83/187/906	190.7	12/15/465	H	10/10/258	11/12/316	0/0/0	0/0/0
Thanasis Lianeas	Asst.	10	10	311	17	10/74/184/875	195.0	17	311	11/92/191/950	204.5	11/11/358	M	7/4/131	7/4/131		
Dimitrios Kallergis	Lect.	9	7	425	28	11/82/189/919	187.1	28	425	8/81/179/886	195.4	9/7/428	H	8/6/292	8/6/292		
Georgios Bardis	Assoc.	6	3	96	17	12/103/206/1037	213.1	17	96	12/119/222/1119	217.9	8/3/183	H	5/3/71	5/3/119		

Computer Science (UoC) - CS - 11 matched of 17 TRS

Member	Grade	A: h	A: i10	A: cites	A: pubs	A: rank h d/u/a/all	A: comp.	B: P_i	B: C_i	B: rank C d/u/a/all	B: comp.	GS profile h/i10/cites	Conf.	OA 2012-25 h/i10/cites	OA life h/i10/cites	S2 2012-25 h/i10/cites	S2 life h/i10/cites
Dimitrios Serpanos	Assoc.	29	66	4293	242	1/1/38/161	23.4	242	4293	2/2/33/128	20.7	48/126/11384	M	17/29/1342	24/60/2603	1/0/1	1/0/1
Vasileios Syris	Asst.	28	53	4418	111	2/2/40/174	40.6	111	4418	1/1/30/122	43.0	36/109/7129	M				
Dimitris Nikolopoulos	Assoc.	20	41	1335	94	3/3/93/397	92.8	94	1335	4/4/110/495	88.4	29/71/2852	H	2/1/23	4/2/195	0/0/0	0/0/0
Giannis Vasileiou	Prof.	15	22	1662	48	4/4/135/628	122.0	48	1662	3/3/94/402	88.7	34/74/5107	M				
Christos Sotiriou	Assoc.	9	9	269	39	5/5/189/919	184.7	39	269	5/5/196/979	176.0	17/25/1424	M	86/202/41447	113/322/66532		

Computer Science & Engineering (UoI) - CS - 26 matched of 29 TRS

Member	Grade	A: h	A: i10	A: cites	A: pubs	A: rank h d/u/a/all	A: comp.	B: P_i	B: C_i	B: rank C d/u/a/all	B: comp.	GS profile h/i10/cites	Conf.	OA 2012-25 h/i10/cites	OA life h/i10/cites	S2 2012-25 h/i10/cites	S2 life h/i10/cites
Mamoulis Nikolaos	Prof.	39	99	5060	166	1/2/12/67	18.1	166	5060	1/2/20/93	7.2	66/199/17300	H	0/0/0	1/0/1	33/89/3822	63/195/14390
Pitoura Evangelia	Prof.	32	61	3451	115	2/4/24/120	37.0	115	3451	2/4/43/176	27.1	52/155/9681	H	1/0/8	1/0/8	2/0/8	2/1/43
Tsirimokou Georgia	Prof.	26	36	1864	69	3/6/50/203	74.1	69	1864	5/10/85/354	100.4	26/36/1865	H	23/33/1521	23/33/1521	22/32/1466	22/32/1466
Tsaparas Panagiotis	Assoc.	23	34	2052	64	4/8/73/299	87.2	64	2052	4/8/80/318	68.3	39/69/7304	H	16/23/1096	29/50/4505	20/30/1470	34/62/5576
Nikou Christoforos	Prof.	22	41	2849	104	5/9/80/332	65.6	104	2849	3/6/54/222	64.2	31/79/5694	H			3/1/34	16/18/1760
Blekas Konstantinos	Prof.	16	22	663	56	6/12/127/588	139.4	56	663	10/16/159/752	135.6	24/51/2141	H	12/14/481	19/30/1347	14/15/497	19/35/1378
Lykas Aristeidis	Prof.	15	23	1553	85	7/13/135/628	104.0	85	1553	6/11/98/434	26.7	54/130/20372	H				
Parsopoulos Konstantinos	Prof.	15	27	1277	74	7/13/135/628	117.5	74	1277	7/12/114/509	64.3	41/84/12466	H	12/19/872	37/70/7983	13/22/1657	37/71/9370
Manis Georgios	Assoc.	14	17	746	58	9/15/144/672	142.0	58	746	9/15/154/714	144.5	19/36/1756	H	1/0/5	7/6/319	1/0/5	1/0/5
Skianis Konstantinos	Asst.	14	15	1009	27	9/15/144/672	154.6	27	1009	8/13/136/602	168.0	14/15/1019	H	11/12/358	11/12/360	12/13/662	12/13/669
Georgiadis Loukas	Prof.	14	22	619	61	9/15/144/672	142.5	61	619	12/18/162/775	142.8	21/38/1386	H	13/15/342	17/30/855	12/17/487	18/32/1218
Nikolopoulos Stavros	Prof.	13	18	634	72	12/18/158/724	139.2	72	634	11/17/161/768	126.6	24/58/2179	H	9/9/330	21/43/1492	10/10/382	17/37/1131
Zarras Apostolos	Prof.	12	16	496	36	13/19/162/770	169.1	36	496	13/20/169/847	159.0	22/39/1749	H	9/9/281	17/26/994	11/12/368	19/34/1299
Tenentes Vasileios	Assoc.	11	14	493	60	14/20/171/825	153.8	60	493	14/21/171/851	159.2	13/20/631	H	9/9/261	12/15/381	8/7/244	10/10/345
Fountos Ioannis	Prof.	11	13	412	48	14/20/171/825	167.5	48	412	15/22/181/892	155.0	22/37/2048	H			1/0/3	6/6/189
Papapetrou Evangelos	Assoc.	10	10	373	23	16/23/184/875	191.3	23	373	16/23/188/915	183.6	17/25/1200	H	7/5/216	14/18/736	9/9/274	16/23/842
Markou Evripidis	Prof.	9	8	303	26	17/24/189/919	193.6	26	303	18/25/193/954	178.7	19/22/1223	L	0/0/0	0/0/0	0/0/0	0/0/0
Anastasiadis Stergios	Prof.	8	7	311	26	18/25/193/958	194.3	26	311	17/24/191/950	194.3	13/18/644	H	5/2/78	9/8/271		
Vlachos Kostas	Asst.	8	7	210	23	18/25/193/958	199.6	23	210	19/26/203/1013	204.6	11/13/429	H	8/6/186	10/10/388	3/2/42	3/2/42

Member	Grade	A: h	A: i10	A: cites	A: pubs	A: rank h d/u/a/all	A: comp.	B: P_i	B: C_i	B: rank C d/u/a/all	B: comp.	GS profile h/i10/cites	Conf.	OA 2012-25 h/i10/cites	OA life h/i10/cites	S2 2012-25 h/i10/cites	S2 life h/i10/cites
Palios Leonidas	Prof.	6	5	112	30	20/27/206/1037	203.0	30	112	21/28/217/1102	198.6	13/24/841	H	4/1/52	10/13/551	4/3/60	11/20/611
Nomikos Christos	Prof.	6	4	133	16	20/27/206/1037	211.3	16	133	20/27/214/1080	209.5	12/16/495	H	3/0/30	9/9/282	5/1/79	10/10/334

Applied Informatics (UoM) - CS - 1 matched of 12 TRS

No member of this department has a public Google Scholar profile; the OpenAlex and Semantic Scholar values are in Appendices C and D.

Informatics & Telecommunications (UoP) - CS - 1 matched of 9 TRS

No member of this department has a public Google Scholar profile; the OpenAlex and Semantic Scholar values are in Appendices C and D.

Informatics (UoWM) - CS - 9 matched of 11 TRS

Member	Grade	A: h	A: i10	A: cites	A: pubs	A: rank h d/u/a/all	A: comp.	B: P_i	B: C_i	B: rank C d/u/a/all	B: comp.	GS profile h/i10/cites	Conf.	OA 2012-25 h/i10/cites	OA life h/i10/cites	S2 2012-25 h/i10/cites	S2 life h/i10/cites
John Vardakas	Assoc.	30	52	3614	130	1/7/33/144	40.4	130	3614	1/8/41/163	51.1	32/67/4109	H	25/42/2645	27/51/2916	0/0/0	0/0/0
Evaggelos Karvounis	Assoc.	11	15	893	43	2/32/171/825	159.7	43	893	2/27/147/659	163.5	14/22/1305	H	1/0/2	1/0/2	1/0/1	1/0/1
Ioannis Toulopoulos	Asst.	11	15	460	31	2/32/171/825	176.5	31	460	4/40/174/868	183.7	13/17/568	H	10/11/289	11/13/363		
Michael Dossis	Prof.	8	6	481	98	4/45/193/958	125.1	98	481	3/37/172/860	128.2	9/8/591	H	7/4/262	7/4/266		
Nikos Dimokas	Assoc.	7	5	167	33	5/48/202/994	196.3	33	167	5/49/208/1047	198.1	11/13/753	H	6/2/85	10/11/495		
Dimitrios Fotiadis	Asst.	3	1	143	10	6/59/228/1156	220.4	10	143	6/51/211/1069	222.3	3/1/153	H			1/0/2	1/0/2
Christos Hitiris	Lect.	1	0	3	6	7/64/235/1199	234.0	6	3	7/65/237/1210	234.9	1/0/3	H	1/0/2	1/0/2		

Electrical & Computer Engineering (AUTH) - ECE - 28 matched of 36 TRS

Member	Grade	A: h	A: i10	A: cites	A: pubs	A: rank h d/u/a/all	A: comp.	B: P_i	B: C_i	B: rank C d/u/a/all	B: comp.	GS profile h/i10/cites	Conf.	OA 2012-25 h/i10/cites	OA life h/i10/cites	S2 2012-25 h/i10/cites	S2 life h/i10/cites
Panagiotis Diamantoulakis	Asst.	43	113	7047	211	1/6/8/49	12.1	211	7047	1/7/15/57	19.1	43/116/7122	H	32/79/4695	32/79/4709		
Dimitrios Zografopoulos	Assoc.	35	83	3983	173	2/11/19/92	25.1	173	3983	2/18/30/142	33.2	38/93/4479	H	32/78/3393	34/88/3785		
Theofilos Papadopoulos	Assoc.	29	81	3201	187	3/21/36/161	33.5	187	3201	4/24/46/191	39.4	31/94/3689	H	28/76/3013	30/86/3356	1/1/30	1/1/31
Charalabos Dimoulias	Prof.	29	67	2928	133	3/21/36/161	45.5	133	2928	6/29/52/216	58.1	30/85/3598	L				
Dimitrios Kougioumtzis	Prof.	27	52	3013	95	5/24/44/186	56.6	95	3013	5/27/51/209	58.2	37/89/5596	H				
Andreas Symeonidis	Prof.	26	73	2501	189	6/27/47/203	37.7	189	2501	7/33/60/262	41.8	30/99/3342	H	21/50/1642	24/64/2185		
Thomas Tsovilis	Assoc.	25	59	1767	146	7/34/51/232	56.3	146	1767	10/53/91/371	66.0	28/74/2234	H	19/32/1116	21/39/1339		
Diomidis Michalopoulos	Asst.	24	39	3263	150	8/36/59/265	47.3	150	3263	3/23/44/186	45.6	35/61/4773	H	21/32/2358	32/56/3643	0/0/0	1/0/1
Emmanouil Kriezis	Prof.	23	45	2170	108	9/38/72/299	72.9	108	2170	8/40/70/295	64.5	35/97/4398	H	22/40/1716	34/100/4399		
Georgios Kryonidis	Asst.	23	47	1752	102	9/38/72/299	81.1	102	1752	11/54/93/374	97.4	23/47/1752	H	20/37/1391	20/37/1391		
Vasileios Charisis	Asst.	22	36	1899	83	11/43/82/332	91.9	83	1899	9/46/85/347	106.6	23/38/1954	H	18/27/1249	19/29/1317		
Anastasios Ntelopoulos	Prof.	22	52	1606	107	11/43/82/332	86.6	107	1606	12/61/104/414	93.3	26/75/2955	H				
Pantelis Mikropoulos	Prof.	21	43	1582	119	13/50/93/361	85.7	119	1582	13/62/110/424	83.3	28/75/2797	H	17/26/1134	23/44/1812		
Nestor Chatzidiamantis	Assoc.	17	29	1184	52	14/73/141/534	148.9	52	1184	15/81/140/541	131.8	26/46/2391	H	15/22/916	23/39/1932	3/1/71	3/1/75
Vasileios Pavlidis	Prof.	16	30	917	117	15/82/152/588	111.2	117	917	16/90/169/652	109.3	21/47/2921	H	0/0/0	0/0/0		
Panagiotis Petrantonakis	Asst.	15	21	1418	45	16/89/159/628	150.3	45	1418	14/67/121/470	153.4	20/29/3131	H	13/14/1077	17/19/2350		
Ioannis Rekanos	Prof.	11	11	255	21	17/115/209/825	229.0	21	255	18/134/241/986	161.1	27/49/2180	H	9/8/164	22/43/1602		
Leonidas Pitsoulis	Prof.	9	9	327	36	18/127/224/919	220.1	36	327	17/130/232/941	185.1	23/36/2409	H	8/6/509	19/27/1585		
Nikolaos Atreas	Assoc.	5	4	92	11	19/146/261/1094	264.0	11	92	19/150/267/1124	261.2	10/11/223	H	3/3/61	8/7/166		
Konstantinos Papalabrou	Asst.	3	1	42	19	20/153/274/1156	264.6	19	42	20/155/276/1163	264.3	6/4/112	H				

Electrical & Computer Engineering (DUTH) - ECE - 31 matched of 32 TRS

Member	Grade	A: h	A: i10	A: cites	A: pubs	A: rank h d/u/a/all	A: comp.	B: P_i	B: C_i	B: rank C d/u/a/all	B: comp.	GS profile h/i10/cites	Conf.	OA 2012-25 h/i10/cites	OA life h/i10/cites	S2 2012-25 h/i10/cites	S2 life h/i10/cites
Syrakoulis Georgios	Prof.	37	175	6648	446	1/3/14/81	6.5	446	6648	1/2/17/65	6.9	45/213/9064	H	1/0/5	1/0/5	0/0/0	0/0/0

Member	Grade	A: h	A: i10	A: cites	A: pubs	A: rank h d/u/a/all	A: comp.	B: P_i	B: C_i	B: rank C d/u/a/all	B: comp.	GS profile h/i10/cites	Conf.	OA 2012-25 h/i10/cites	OA life h/i10/cites	S2 2012-25 h/i10/cites	S2 life h/i10/cites
Kosmatopoulos Ilias	Prof.	37	91	5393	181	1/3/14/81	18.8	181	5393	2/4/20/86	19.3	51/150/12164	H	33/77/3989	46/120/8116	8/8/214	10/10/272
Pratikakis Ioannis	Prof.	33	59	5021	119	3/5/23/107	28.8	119	5021	3/5/22/95	19.8	54/123/11320	H	30/49/3484	45/97/7746	2/0/9	2/0/12
Dimitrakopoulos Georgios	Prof.	25	60	2302	152	4/7/51/232	50.0	152	2302	4/9/65/275	59.2	22/50/3057	H			5/4/196	5/4/197
Zoiros Kyriakos	Prof.	24	48	1846	113	5/9/59/265	71.7	113	1846	6/13/88/358	70.7	34/83/3572	H	23/44/1461	31/73/2801	24/45/1627	32/76/3094
Boutalis Ioannis	Prof.	24	40	1627	98	5/9/59/265	78.9	98	1627	9/16/103/409	66.8	38/91/5651	H	21/34/1216	31/78/3945	21/34/1242	32/79/4004
Vourkas Ioannis	Assoc.	22	46	2229	120	7/11/82/332	70.9	120	2229	5/10/69/286	80.7	22/47/2244	H	20/33/1583	20/34/1593	17/28/1390	17/28/1399
Babis Loukas	Asst.	22	38	1586	60	7/11/82/332	108.1	60	1586	10/17/108/421	132.8	22/38/1595	H				
Sarris Theodoros	Prof.	21	34	1323	148	9/14/93/361	72.0	148	1323	11/23/131/497	70.3	28/53/2329	H	0/0/0	1/0/2		
Efraimidis Pavlos	Prof.	21	31	1668	77	9/14/93/361	103.7	77	1668	8/15/99/397	116.0	23/40/2541	H	16/22/916	19/30/1468	17/23/1049	20/32/1750
Karnavas Ioannis	Prof.	21	42	1829	68	9/14/93/361	103.8	68	1829	7/14/90/362	116.1	23/51/2193	H	19/29/1240	19/32/1426	18/26/1116	19/29/1339
Tsaousidis Vasileios	Prof.	20	37	1166	128	12/20/103/397	86.0	128	1166	12/26/143/548	81.2	28/89/3387	H				
Karafyllidis Ioannis	Prof.	18	34	949	82	13/23/128/483	133.8	82	949	18/37/163/630	99.2	32/100/5089	H	16/25/654	26/83/2830	15/25/632	26/85/2852
Kapoutsis Athanasios	Asst.	18	23	1121	44	13/23/128/483	150.3	44	1121	13/28/147/563	171.2	18/23/1124	H	15/18/789	15/18/790	16/19/778	16/19/778
Theodorakopoulos Ilias	Asst.	18	21	1010	61	13/23/128/483	146.0	61	1010	14/31/157/601	165.6	18/22/1031	H	14/19/714	14/20/729	13/18/708	13/20/741
Mitianoudis Nikolaos	Prof.	18	21	938	51	13/23/128/483	152.1	51	938	19/39/165/636	143.4	25/46/2404	H	14/17/695	21/36/1719	15/19/721	21/42/1877
Gravvanis Georgios	Prof.	15	23	975	98	17/36/159/628	125.3	98	975	15/33/159/618	127.5	20/53/1838	H	14/18/699	16/34/1240	13/16/667	17/39/1312
Karlis Athanasios	Prof.	14	23	963	72	18/37/171/672	152.8	72	963	17/36/161/625	156.5	18/35/1821	H	13/18/692	15/26/1249	12/15/647	15/23/1073
Michalas Loukas	Asst.	14	27	645	68	18/37/171/672	167.2	68	645	21/43/198/763	179.9	15/29/740	H	0/0/0	0/0/0		
Anagnostopoulos Marios	Asst.	14	16	965	33	18/37/171/672	178.9	33	965	16/35/160/624	193.4	15/17/988	H	10/10/563	11/12/588	2/1/25	2/1/25
Papadopoulos Lazaros	Asst.	13	15	671	49	21/43/181/724	183.6	49	671	20/41/196/750	198.1	14/19/786	H	29/48/1898	29/53/2033	10/11/431	11/13/503
Kaifas Theodoros	Assoc.	12	13	496	59	22/46/199/770	187.6	59	496	22/50/212/847	178.0	20/24/800	H	11/12/361	16/21/581	13/14/378	16/22/589
Farmakis Filippos	Prof.	12	13	458	39	22/46/199/770	205.2	39	458	23/51/220/869	200.4	18/33/1203	H	11/12/378	17/33/994	10/10/311	16/30/921
Katsiri Elevtheria	Assoc.	8	6	263	33	24/55/233/958	228.5	33	263	24/54/240/982	230.0	13/15/579	L			8/6/182	11/12/356
Bakos Georgios	Prof.	5	5	248	8	25/58/261/1094	260.3	8	248	25/55/245/990	221.0	20/32/2222	H	2/1/40	2/1/40	6/6/277	20/29/1457

Electrical & Computer Engineering (HMU) - ECE - 34 matched of 38 TRS

Member	Grade	A: h	A: i10	A: cites	A: pubs	A: rank h d/u/a/all	A: comp.	B: P_i	B: C_i	B: rank C d/u/a/all	B: comp.	GS profile h/i10/cites	Conf.	OA 2012-25 h/i10/cites	OA life h/i10/cites	S2 2012-25 h/i10/cites	S2 life h/i10/cites
Kymakis Emmanouel	Prof.	54	131	10172	173	1/1/3/16	4.9	173	10172	1/1/4/25	5.6	66/160/15681	H	50/120/8509	59/146/12276	11/14/403	11/14/411
Marias Konstantinos	Prof.	44	153	8438	359	2/3/7/42	7.6	359	8438	2/2/9/32	10.1	45/186/9753	H	37/121/6273	39/144/7053	3/0/18	3/0/26
Koudoumas Emmanouel	Prof.	31	74	3226	123	3/5/29/134	41.3	123	3226	4/7/45/188	31.0	48/136/7248	H	29/64/2403	41/119/5321	25/47/1781	40/103/4600
Markakis Evangelos	Asst.	28	67	3976	221	4/6/42/174	25.3	221	3976	3/5/31/143	28.2	28/68/4010	H	23/50/2651	24/56/2805	6/1/83	6/1/97
Katsarakis Nikolaos	Prof.	21	31	1552	40	5/9/93/361	122.4	40	1552	7/11/116/435	48.9	46/88/7137	H	9/9/228	9/9/232	25/45/1666	40/99/5703
Vidakis Nikolaos	Prof.	20	33	1396	90	6/10/103/397	108.9	90	1396	8/12/123/475	126.5	20/38/1536	L	0/0/0	0/0/0	49/166/6816	49/171/7032
Panagiotakis Spyridon	Assoc.	19	36	2337	73	7/12/115/445	93.9	73	2337	5/9/64/271	101.3	21/50/2695	L	13/21/1445	14/26/1547	13/19/1043	15/27/1234
Karapidakis Emmanouel	Prof.	18	30	1349	115	8/13/128/483	101.0	115	1349	10/14/128/491	101.4	23/46/2413	H	16/28/1073	19/40/1734	4/1/68	4/1/68
Papadakis Nikolaos	Prof.	18	24	1597	62	8/13/128/483	126.4	62	1597	6/10/106/418	130.6	16/19/2423	H	10/11/440	17/25/1636	5/1/66	5/1/76
Kornaros Georgios	Assoc.	17	25	990	75	10/15/141/534	140.9	75	990	12/17/158/613	145.8	21/39/1380	H	11/12/444	14/21/659	10/11/360	15/22/630
Fragopoulou Paraskevi	Prof.	17	26	1373	59	10/15/141/534	140.6	59	1373	9/13/125/483	140.9	22/46/2453	H	13/17/941	17/29/1546	30/66/2858	41/121/5358
Batsakis Sotirios	Asst.	17	24	891	63	10/15/141/534	154.2	63	891	13/18/173/660	160.2	21/31/1536	H	15/20/556	18/26/943	14/21/575	17/27/1027
Rogdakis Konstantinos	Asst.	15	23	1094	51	13/18/159/628	160.3	51	1094	11/16/152/573	168.5	18/30/1569	H	14/19/881	17/25/1262	12/15/620	14/21/1002
Papageorgiou Dimitrios	Asst.	15	18	691	40	13/18/159/628	180.4	40	691	18/23/192/735	201.0	15/18/691	M	23/43/1718	27/56/2429	28/70/2681	29/76/2967
Sfakiotakis Michail	Prof.	15	17	644	39	13/18/159/628	183.3	39	644	19/24/199/765	175.3	22/32/4017	H	12/13/398	18/31/2889	12/14/437	20/29/2941
Papadourakis Georgios	Prof.	13	22	804	71	16/21/181/724	162.3	71	804	14/19/180/691	170.9	15/32/1295	H	1/0/1	1/0/1	10/10/448	13/17/763
Akoumianakis Demosthenes	Prof.	12	16	713	41	17/23/199/770	193.2	41	713	16/21/188/724	148.4	26/68/2991	H	9/7/200	16/31/1062	9/9/210	18/39/1380
Malamos Athanasios	Prof.	12	19	782	68	17/23/199/770	171.7	68	782	15/20/185/704	180.2	13/25/943	H	9/6/246	9/9/345	3/0/14	3/0/17
Georgios Orfanoudakis	Asst.	11	13	700	64	19/25/209/825	179.8	64	700	17/22/191/733	187.3	12/15/807	H	9/9/485	11/11/567		
Siderakis Kyriakos	Assoc.	11	16	473	43	19/25/209/825	204.7	43	473	20/25/217/863	207.5	15/28/885	H	7/5/200	11/11/367	10/10/295	13/19/519
Mavromatakis Fotios	Prof.	10	10	350	27	21/27/217/875	225.8	27	350	22/30/230/933	190.9	22/49/1476	L	7/5/185	16/27/776	8/6/184	15/28/684

Member	Grade	A: h	A: i10	A: cites	A: pubs	A: rank h d/u/a/all	A: comp.	B: P_i	B: C_i	B: rank C d/u/a/all	B: comp.	GS profile h/i10/cites	Conf.	OA 2012-25 h/i10/cites	OA life h/i10/cites	S2 2012-25 h/i10/cites	S2 life h/i10/cites
Pachoulakis Ioannis	Assoc.	8	8	401	28	22/31/233/958	226.9	28	401	21/27/221/897	221.9	15/17/653	H	7/7/264	10/11/379	9/7/259	10/10/364
Stratakis Dimitrios	Prof.	8	7	175	32	22/31/233/958	234.3	32	175	23/32/252/1041	238.5	11/11/290	L	6/4/123	8/7/176	22/33/2887	28/53/3915
Marakakis Emmanouel	Prof.	7	5	147	19	24/33/241/994	247.5	19	147	24/33/256/1063	249.2	11/13/325	H	6/3/95	7/5/155	6/3/92	8/6/186
Tsikalakis Antonios	Assoc.	7	4	132	20	24/33/241/994	248.7	20	132	26/35/261/1082	254.8	9/9/335	H	6/4/136	18/22/2306	7/3/133	16/21/2263
Drakakis Emmanouel	Prof.	5	3	141	9	26/35/261/1094	264.2	9	141	25/34/258/1072	241.9	17/23/1268	H	17/32/981	24/60/2547	5/1/67	7/2/138

Electronic Engineering (HMU) - ECE - 13 matched of 32 TRS

Member	Grade	A: h	A: i10	A: cites	A: pubs	A: rank h d/u/a/all	A: comp.	B: P_i	B: C_i	B: rank C d/u/a/all	B: comp.	GS profile h/i10/cites	Conf.	OA 2012-25 h/i10/cites	OA life h/i10/cites	S2 2012-25 h/i10/cites	S2 life h/i10/cites
Dimitrios Kalderis	Prof.	39	87	7426	117	1/4/11/67	16.5	117	7426	1/3/13/49	22.2	45/100/9520	H	35/76/5528	42/89/7362	0/0/0	1/1/42
Konstantinos Petridis	Prof.	26	38	2408	67	2/7/47/203	68.3	67	2408	3/8/63/268	87.1	28/42/2576	H	16/20/1070	16/20/1070		
Giorgos Giannakakis	Assoc.	25	35	3767	69	3/8/51/232	54.2	69	3767	2/6/35/151	65.2	27/41/3945	H	22/32/2530	24/35/2649		
Michail Tatarakis	Prof.	20	37	1247	93	4/10/103/397	109.2	93	1247	4/15/134/517	40.9	47/106/12593	H				
Nikolaos Spanoudakis	Asst.	13	14	469	49	5/21/181/724	189.6	49	469	5/26/218/864	180.0	21/37/1217	H	9/8/253	16/23/646	0/0/0	1/1/12
Maria Kouli	Assoc.	10	10	372	28	6/27/217/875	222.6	28	372	6/28/224/917	210.6	18/25/2142	H	8/7/249	14/18/1426		
Georgios Stavroulakis	Prof.	9	9	239	19	7/30/224/919	238.5	19	239	7/31/247/998	250.5	9/9/246	M	21/54/1801	36/127/5059		
Ioannis Barbounakis	Asst.	5	2	114	15	8/35/261/1094	260.0	15	114	8/36/263/1100	265.7	5/3/156	H	4/2/59	5/2/77		

Information & Electronic Engineering (IHU) - ECE - 30 matched of 36 TRS

Member	Grade	A: h	A: i10	A: cites	A: pubs	A: rank h d/u/a/all	A: comp.	B: P_i	B: C_i	B: rank C d/u/a/all	B: comp.	GS profile h/i10/cites	Conf.	OA 2012-25 h/i10/cites	OA life h/i10/cites	S2 2012-25 h/i10/cites	S2 life h/i10/cites
Chatzimisios Periklis	Prof.	33	88	6294	273	1/1/23/107	15.1	273	6294	1/1/18/69	16.4	41/118/8630	H	26/69/4154	34/91/5667	28/65/4381	36/91/6128
Kotsakis Rigas	Assoc.	23	30	1586	51	2/2/72/299	103.5	51	1586	3/6/108/421	131.6	23/30/1587	M	18/24/978	18/24/978	17/24/889	17/24/889
Diamantaras Konstantinos	Prof.	22	41	3815	100	3/4/82/332	55.3	100	3815	2/2/33/148	53.0	31/93/8029	H	18/26/2430	25/55/4807	5/4/390	5/4/390
Tsintotas Konstantinos	Asst.	20	28	1214	53	4/8/103/397	130.8	53	1214	5/11/138/528	156.9	20/28/1221	H	16/23/870	16/23/874	14/21/743	14/21/747
Bratsas Charalampos	Asst.	19	34	1396	90	5/9/115/445	113.1	90	1396	4/8/123/475	113.7	24/48/2348	H	16/22/842	19/34/1473	15/19/755	19/29/1432
Kokkonis Georgios	Asst.	17	34	1089	91	6/13/141/534	128.0	91	1089	6/13/153/574	141.4	17/34/1102	H	15/25/782	15/25/787	1/1/22	1/1/22
Ougiaroglou Stefanos	Asst.	13	18	549	58	7/17/181/724	182.2	58	549	11/23/208/810	196.4	14/19/646	H	11/13/388	12/14/446	11/11/356	11/12/429
Ilioudis Christos	Prof.	13	16	842	37	7/17/181/724	185.5	37	842	7/14/174/671	195.8	16/23/1057	H	19/32/1216	20/37/1375	11/14/580	14/21/984
Sidiropoulos Antonis	Prof.	13	13	683	38	7/17/181/724	191.9	38	683	9/19/193/741	191.9	14/15/1894	H	10/11/344	15/22/1224	10/13/271	15/23/1202
Akritidis Leonidas	Asst.	12	13	373	40	10/21/199/770	205.0	40	373	12/28/223/915	211.3	15/18/694	H	9/9/224	12/15/453	9/9/241	13/15/514
Kravari Kalliopi	Asst.	10	10	794	48	11/27/217/875	191.2	48	794	8/16/182/698	197.4	12/18/958	H	7/4/416	9/8/531	7/3/446	9/7/572
Ioannidou Melina	Prof.	8	6	264	32	12/29/233/958	230.4	32	264	15/33/239/980	232.0	13/14/588	H	6/6/179	12/13/419	2/1/17	2/1/17
Giakoumis Angelos	Assoc.	8	8	285	18	12/29/233/958	239.4	18	285	14/32/235/963	249.7	8/8/285	H	5/1/41	5/1/41	0/0/0	0/0/0
Vitsas Vasilis	Prof.	7	7	578	16	14/34/241/994	231.5	16	578	10/22/206/791	181.8	23/34/2820	H	3/3/45	3/3/45	9/8/340	22/33/2059
Tzekis Panagiotis	Prof.	7	6	215	16	14/34/241/994	247.2	16	215	16/35/248/1011	253.3	9/8/340	L	6/6/168	8/7/211	6/6/168	8/8/248
Kioskeridis Iordanis	Prof.	7	5	288	9	14/34/241/994	248.5	9	288	13/31/234/960	225.6	18/21/2128	H			6/3/221	16/20/1569
Papakostas Dimitrios	Prof.	6	4	162	14	17/39/251/1037	254.3	14	162	17/39/254/1052	261.4	6/4/162	M	7/5/148	7/5/148	7/6/169	9/8/619
Adamidis Panagiotis	Prof.	5	3	104	10	18/42/261/1094	265.3	10	104	18/42/266/1110	262.5	10/10/425	H	10/10/671	12/17/854	2/0/12	3/1/41
Chatzopoulos Argyrios	Assoc.	3	0	27	21	19/48/274/1156	263.1	21	27	19/49/279/1178	256.3	10/11/259	H	1/0/5	1/0/5	8/8/255	8/8/268
Tsiakmakis Kyriakos	Asst.	3	0	21	16	19/48/274/1156	268.8	16	21	20/50/281/1186	267.8	7/6/213	L	2/0/13	6/5/168	2/0/15	8/5/194
Bamnios Georgios	Prof.	0	0	0	0	21/54/286/1218	286.3	0	0	21/54/286/1218	284.0	5/4/308	L			0/0/0	4/4/192

Electrical & Computer Engineering (NTUA) - ECE - 59 matched of 61 TRS

Member	Grade	A: h	A: i10	A: cites	A: pubs	A: rank h d/u/a/all	A: comp.	B: P_i	B: C_i	B: rank C d/u/a/all	B: comp.	GS profile h/i10/cites	Conf.	OA 2012-25 h/i10/cites	OA life h/i10/cites	S2 2012-25 h/i10/cites	S2 life h/i10/cites
Symeon Papavassiliou	Prof.	54	188	8911	379	1/5/3/16	4.6	379	8911	3/9/8/31	6.4	59/280/13239	H	43/139/6123	47/203/8949	1/0/5	1/0/5
Haris Doukas	Prof.	51	135	8138	235	2/7/5/22	8.3	235	8138	4/11/11/37	11.0	58/179/11505	H	45/118/6092	50/158/8405		
Konstantina Nikita	Prof.	40	109	7459	252	3/16/10/64	11.2	252	7459	5/14/12/47	9.7	59/241/14048	H	32/84/5311	48/189/9763	1/0/1	1/0/1
Evangelos Spiliotis	Asst.	39	65	11955	101	4/17/11/67	6.9	101	11955	1/6/3/18	8.1	39/65/11958	M	31/54/6768	31/54/6768		

Member	Grade	A: h	A: i10	A: cites	A: pubs	A: rank h d/u/a/all	A: comp.	B: P_i	B: C_i	B: rank C d/u/a/all	B: comp.	GS profile h/i10/cites	Conf.	OA 2012-25 h/i10/cites	OA life h/i10/cites	S2 2012-25 h/i10/cites	S2 life h/i10/cites
Dimitrios Soudris	Prof.	38	179	6892	500	5/19/13/76	4.7	500	6892	7/17/16/60	5.0	43/258/9570	H	27/103/4202	31/157/5824		
Vangelis Marinakis	Asst.	37	77	4712	170	6/21/14/81	20.8	170	4712	10/28/24/107	31.8	37/78/4746	H	32/69/3571	33/76/3917		
Theodora Varvarigou	Prof.	36	98	4402	204	7/24/17/87	21.0	204	4402	11/33/26/123	21.5	47/180/8641	H	25/55/2150	36/110/4976	0/0/0	0/0/0
Athanasios Voulodimos	Asst.	35	80	9506	165	8/26/19/92	13.3	165	9506	2/8/7/28	15.6	36/92/10320	H	29/59/6029	31/69/6605	1/0/2	1/0/2
Athanasios D. Panagopoulos	Prof.	35	110	5219	381	8/26/19/92	8.6	381	5219	9/24/21/88	8.8	45/179/9185	H	24/61/2734	32/113/5307		
Pavlos Georgilakis	Prof.	35	62	7231	114	8/26/19/92	21.7	114	7231	6/15/14/54	19.7	51/140/11796	H	30/53/5408	43/117/8482		
Gregoris Mentzas	Prof.	33	84	6276	180	11/33/23/107	22.5	180	6276	8/19/19/70	18.0	52/176/12167	H	26/71/3458	40/151/7253	0/0/0	0/0/0
Constantinos Valagiannopoulos	Asst.	31	65	2672	126	12/36/29/134	43.1	126	2672	21/61/58/244	46.5	42/91/3679	H	29/57/2263	36/79/3076		
Stavros Papathanassiou	Prof.	31	59	4205	124	12/36/29/134	33.9	124	4205	12/36/27/133	21.8	53/125/12723	H	27/50/3116	41/88/8124		
George Korres	Prof.	31	47	3495	84	12/36/29/134	43.4	84	3495	16/48/39/170	43.4	43/77/5842	H	27/49/2632	36/78/4371	1/1/70	1/1/70
Nectarios Koziris	Prof.	30	73	3759	208	15/39/35/144	28.2	208	3759	14/41/36/153	29.5	38/129/7319	H	22/49/1760	32/88/4813	1/0/5	1/0/6
Dimitrios Askounis	Prof.	29	67	3353	134	16/43/36/161	42.7	134	3353	18/51/43/184	43.2	39/124/6333	H	22/49/2031	33/96/4470		
Anthony Papavasiliou	Assoc.	29	59	3904	144	16/43/36/161	37.1	144	3904	13/39/32/145	43.7	32/68/5208	H	24/48/2631	27/57/3597	0/0/0	0/0/0
Alexandros Potamianos	Assoc.	28	69	3505	124	18/47/42/174	44.7	124	3505	15/47/38/168	25.0	52/151/10559	H	21/41/1834	37/108/6100		
Hercules Avramopoulos	Prof.	27	87	3133	322	19/53/44/186	17.8	322	3133	19/55/47/200	16.6	43/192/7534	H	0/0/0	0/0/0	2/2/46	4/2/57
Antonios Kladas	Prof.	27	53	2590	156	19/53/44/186	44.5	156	2590	22/63/59/252	37.3	44/132/6334	H	22/41/1795	36/97/4185	0/0/0	0/0/0
George Matsopoulos	Prof.	26	69	3025	207	21/58/47/203	33.7	207	3025	20/58/50/208	34.5	35/121/5895	H	21/53/2072	28/91/3842	0/0/0	0/0/0
Giorgos Stamou	Prof.	25	71	1987	141	22/62/51/232	55.5	141	1987	26/83/76/329	48.8	39/142/6810	H	14/20/766	25/64/3096		
Evangelos Hristoforou	Prof.	25	54	2415	177	22/62/51/232	41.8	177	2415	23/68/61/266	39.5	38/126/5143	H	1/0/6	1/0/7	1/0/5	1/0/5
Paul P. Sotiriadis	Prof.	24	55	1962	198	24/69/59/265	41.0	198	1962	28/85/79/334	41.8	32/83/3560	H			1/0/1	1/0/1
Ioannis Gonos	Prof.	24	52	1902	152	24/69/59/265	55.7	152	1902	30/88/84/346	53.4	35/108/4099	H	20/41/1359	28/77/2588		
Christos Tsironis	Asst.	24	42	1984	102	24/69/59/265	71.0	102	1984	27/84/77/330	78.3	29/54/2525	H	13/14/486	15/19/599	0/0/0	0/0/0
Costas Tzafestas	Prof.	24	49	1932	104	24/69/59/265	71.2	104	1932	29/86/80/337	75.7	31/80/3625	H	19/32/996	24/54/2024	0/0/0	0/0/0
Georgios Zervakis	Asst.	24	40	2133	87	24/69/59/265	74.6	87	2133	25/76/71/301	94.3	24/40/2143	H	19/28/1363	19/28/1363	1/0/1	1/1/36
Sotirios Xydis	Asst.	23	50	2269	137	29/81/72/299	61.2	137	2269	24/70/66/281	68.7	24/58/2540	H	16/31/1364	17/36/1499	1/0/1	1/0/1
Dionisios Pnevmatikatos	Prof.	21	46	1759	114	30/91/93/361	84.5	114	1759	31/90/92/373	70.9	34/85/4382	H	18/31/1103	29/69/2885		
Dimitris Fotakis	Prof.	20	40	1564	124	31/94/103/397	84.5	124	1564	34/100/113/429	72.4	32/81/4137	H	11/11/746	27/47/2713		
Georgios Goumas	Prof.	20	38	1407	93	31/94/103/397	106.3	93	1407	35/105/122/472	109.0	25/61/2531	H	14/19/686	22/36/2034	1/0/1	1/0/2
Panayiotis Tsanakas	Prof.	19	28	1662	78	33/105/115/445	111.6	78	1662	32/95/100/402	107.5	26/71/4154	H	15/22/1422	19/39/2684		
Dimitrios Tsoumakos	Assoc.	19	25	1236	71	33/105/115/445	128.2	71	1236	36/111/137/522	129.0	24/39/2617	H	16/21/821	21/32/1699	0/0/0	0/0/0
Iakovos Venieris	Prof.	19	28	1141	95	33/105/115/445	114.4	95	1141	39/123/145/554	93.7	31/97/3935	H	15/20/745	24/54/2158		
Eleni Stai	Asst.	18	24	1038	74	36/114/128/483	136.5	74	1038	42/132/156/592	153.5	18/26/1079	H	14/19/698	15/21/731	0/0/0	0/0/0
Athanasios Rontogiannis	Asst.	18	26	1570	90	36/114/128/483	113.4	90	1570	33/99/112/428	98.7	28/54/3844	H	14/18/909	23/40/2086		
Dimitrios Apostolopoulos	Asst.	17	25	1045	100	38/122/141/534	118.3	100	1045	41/130/154/588	118.6	22/45/1774	H	0/0/0	0/0/0		
Dimitra Kaklamani	Prof.	17	28	1173	97	38/122/141/534	119.7	97	1173	37/118/141/545	100.9	28/85/3369	H	15/17/769	21/44/1716		
Georgios Panagopoulos	Asst.	17	24	1116	72	38/122/141/534	140.3	72	1116	40/126/149/566	128.8	15/18/2774	H	15/18/826	18/27/1124	3/2/76	3/2/76
Nikos Leonardos	Asst.	14	15	3415	26	41/147/171/672	88.3	26	3415	17/50/42/179	91.7	15/16/3440	M	11/11/1957	11/12/1974		
Aris Pagourtzis	Prof.	14	20	592	78	41/147/171/672	158.3	78	592	46/163/204/788	154.1	21/43/1361	H	8/8/300	15/25/740		
Aris Dimeas	Asst.	14	20	1167	66	41/147/171/672	152.7	66	1167	38/119/142/546	117.4	28/47/9325	H	13/15/821	24/37/6268	1/0/4	1/0/4
Emmanouel Hourdakis	Asst.	14	16	488	33	41/147/171/672	197.4	33	488	47/169/214/856	203.8	18/26/1186	H	0/0/0	0/0/0	0/0/0	0/0/0
George Fikioris	Prof.	13	22	683	101	45/156/181/724	131.8	101	683	44/155/193/741	120.4	23/54/1938	H	10/15/458	20/47/1459		
Eleni Alexandratou	Asst.	13	16	706	29	45/156/181/724	196.3	29	706	43/152/189/726	198.3	18/26/1345	H	12/14/563	15/19/903	0/0/0	0/0/0
Panagiotis Vartholomeos	Asst.	13	18	632	33	45/156/181/724	197.4	33	632	45/159/200/771	206.2	17/28/1214	H	11/12/441	15/20/839	0/0/0	0/0/0
Ioannis Kordonis	Asst.	11	14	359	35	48/170/209/825	214.7	35	359	48/175/227/925	226.3	11/14/366	H	9/9/231	13/16/381		
Nikolaos Papaspyrou	Prof.	9	9	246	23	49/180/224/919	235.3	23	246	49/188/246/993	227.9	17/30/929	H	7/6/160	13/18/561		

Electrical & Computer Engineering (TUC) - ECE - 24 matched of 24 TRS

Member	Grade	A: h	A: i10	A: cites	A: pubs	A: rank h d/u/a/all	A: comp.	B: P_i	B: C_i	B: rank C d/u/a/all	B: comp.	GS profile h/i10/cites	Conf.	OA 2012-25 h/i10/cites	OA life h/i10/cites	S2 2012-25 h/i10/cites	S2 life h/i10/cites
Sotirios Ioannidis	Prof.	46	138	9584	267	1/4/6/33	7.1	267	9584	2/4/6/27	7.1	60/187/13731	H	28/78/3476	37/112/5146		

Member	Grade	A: h	A: i10	A: cites	A: pubs	A: rank h d/u/a/all	A: comp.	B: P_i	B: C_i	B: rank C d/u/a/all	B: comp.	GS profile h/i10/cites	Conf.	OA 2012-25 h/i10/cites	OA life h/i10/cites	S2 2012-25 h/i10/cites	S2 life h/i10/cites
Evangelos Kalogerakis	Assoc.	36	51	12635	59	2/11/17/87	5.3	59	12635	1/2/2/13	5.6	42/61/14573	H	31/48/9099	40/61/10696		
Thrasyvoulos Spyropoulos	Prof.	32	72	3437	139	3/12/27/120	36.7	139	3437	5/15/41/178	34.0	45/108/14393	H	25/55/2016	38/85/9821	0/0/0	0/0/0
Konstantinos Gyftakis	Prof.	31	75	3462	153	4/13/29/134	35.0	153	3462	4/14/40/173	45.6	31/77/3546	H	26/63/2660	26/63/2660		
Michalis Zervakis	Prof.	29	61	4149	211	5/15/36/161	25.2	211	4149	3/13/28/135	26.7	37/105/10247	H	19/34/1861	28/66/5343		
Aggelos Bletsas	Prof.	29	50	3105	118	5/15/36/161	47.4	118	3105	6/17/48/201	47.9	39/81/10274	H	24/40/2140	32/64/4746		
Georgios Chalkiadakis	Prof.	25	54	1965	133	7/21/51/232	58.5	133	1965	8/25/78/333	63.4	32/69/4022	H	20/38/1442	24/53/2354		
Dionysios Christopoulos	Prof.	25	50	2105	126	7/21/51/232	58.6	126	2105	7/24/73/308	62.6	33/93/4004	H	2/1/21	2/1/21		
Euripides Petrakis	Prof.	21	52	1750	215	9/25/93/361	37.4	215	1750	10/28/94/376	33.1	35/102/7106	H	15/27/915	26/64/4106	1/0/3	10/10/226
Minos Garofalakis	Prof.	21	30	1905	71	9/25/93/361	99.3	71	1905	9/26/83/345	8.5	70/144/17473	H	17/21/1258	60/122/11220	0/0/0	0/0/0
Georgios Peppas	Asst.	17	29	1040	95	11/33/141/534	124.1	95	1040	11/35/155/590	136.6	17/29/1042	H	0/0/0	0/0/0		
Matthias Bucher	Prof.	16	24	784	64	12/35/152/588	160.6	64	784	14/44/184/703	133.9	27/60/2507	H	20/34/1150	27/63/2151	0/0/0	0/0/0
George Karystinos	Prof.	14	17	834	37	13/43/171/672	182.9	37	834	13/41/177/677	170.5	22/40/2126	H	11/14/545	18/34/1529		
Nikos Giatrakos	Assoc.	13	17	925	48	14/44/181/724	175.4	48	925	12/39/167/647	184.6	16/23/1249	H	11/11/539	15/18/775		
Michail Lagoudakis	Prof.	11	11	674	25	15/48/209/825	211.2	25	674	15/49/195/748	130.8	30/51/6238	H	10/10/443	22/38/2603		
Vasilis Samoladas	Assoc.	9	7	280	21	16/54/224/919	233.1	21	280	17/58/236/967	240.6	11/13/770	H	7/5/215	11/11/528	0/0/0	0/0/0
Athanasios Liavas	Prof.	7	6	557	19	17/57/241/994	230.0	19	557	16/51/207/804	217.8	17/22/1781	H	6/5/378	14/18/1235		
Antonios Deligiannakis	Prof.	7	4	92	10	17/57/241/994	258.3	10	92	19/64/267/1124	269.0	7/4/92	L	15/19/939	24/43/2068	0/0/0	0/0/0
Costas Balas	Prof.	6	3	249	19	19/60/251/1037	247.0	19	249	18/59/244/989	189.2	23/30/2321	H	5/2/140	20/23/1463		
Michael Paterakis	Prof.	1	0	2	4	20/65/284/1199	284.3	4	2	20/66/285/1214	223.9	21/35/1209	H				

Electrical & Computer Engineering (UPatras) - ECE - 33 matched of 35 TRS

Member	Grade	A: h	A: i10	A: cites	A: pubs	A: rank h d/u/a/all	A: comp.	B: P_i	B: C_i	B: rank C d/u/a/all	B: comp.	GS profile h/i10/cites	Conf.	OA 2012-25 h/i10/cites	OA life h/i10/cites	S2 2012-25 h/i10/cites	S2 life h/i10/cites
Tomkos Ioannis	Prof.	42	128	8262	279	1/9/9/52	9.3	279	8262	1/9/10/34	9.6	57/257/15173	L	34/101/5793	46/191/10687	36/111/5833	49/211/10439
Bechlioulis Charalabos	Assoc.	32	74	4644	159	2/17/27/120	28.2	159	4644	2/16/25/111	34.5	34/83/10092	H				
Papadaskalopoulos Dimitrios	Asst.	26	41	3077	93	3/30/47/203	57.7	93	3077	3/24/49/203	74.2	26/43/3132	H	23/34/2322	24/36/2550	22/37/2151	22/38/2181
Avouris Nikolaos	Prof.	24	53	2414	120	4/45/59/265	61.6	120	2414	4/38/62/267	34.4	47/164/7788	H	20/40/1378	33/107/3997	0/0/0	3/2/42
Logothetis Michail	Prof.	23	42	1844	137	5/50/72/299	66.5	137	1844	5/49/89/359	63.0	33/76/3345	H	1/1/32	1/1/32	22/38/1354	28/64/2374
Svarnas Panagiotis	Prof.	23	44	1682	90	5/50/72/299	88.2	90	1682	6/56/96/393	104.6	24/57/1990	H	20/37/1310	21/47/1516	19/33/1124	20/43/1343
Denazis Spyros	Prof.	19	33	1604	84	7/63/115/445	110.5	84	1604	7/59/105/415	111.1	25/66/3491	H	16/26/1038	21/48/2224	16/25/1111	23/49/2600
Pyrgioti Elevtheria	Prof.	18	35	1344	88	8/66/128/483	120.7	88	1344	11/70/130/494	121.3	23/47/2335	L			15/19/856	18/27/1423
Tatakis Emmanouil	Prof.	17	32	1357	76	9/76/141/534	130.3	76	1357	8/66/126/487	103.7	29/59/3360	H	15/18/956	25/38/2307	15/17/910	24/37/2328
Birbas Alexios	Prof.	16	25	952	62	10/84/152/588	155.9	62	952	12/84/162/628	147.4	23/50/2101	H	15/23/805	20/38/1460	7/7/144	7/7/155
Koufopavlou Odysseas	Prof.	16	19	1350	46	10/84/152/588	150.6	46	1350	9/67/127/490	97.1	34/93/4539	H	14/16/737	25/66/2785	13/16/798	28/76/3085
Mitronikas Epameinondas	Assoc.	16	27	949	52	10/84/152/588	161.0	52	949	13/85/163/630	167.3	20/38/1612	L	0/0/0	0/0/0	13/15/652	16/25/1139
Paliouras Vasileios	Prof.	15	22	937	100	13/91/159/628	124.6	100	937	14/86/166/637	117.7	23/48/1931	H			10/11/532	21/34/1415
Sgarbas Kyriakos	Assoc.	14	26	827	62	14/94/171/672	167.0	62	827	16/95/178/681	166.7	20/43/1362	H	12/16/613	16/28/875	12/17/591	17/31/925
Koulouridis Stavros	Assoc.	13	21	908	98	15/100/181/724	131.9	98	908	15/92/171/655	132.8	18/34/1651	H	12/15/724	18/27/1309	12/16/664	19/29/1289
Birbas Michail	Assoc.	13	17	652	53	15/100/181/724	180.8	53	652	18/104/197/760	191.7	15/23/909	H	10/10/419	12/15/595		
Peppas Pavlos	Prof.	13	18	599	41	15/100/181/724	191.9	41	599	19/108/203/784	182.1	21/41/1671	H	10/12/376	15/24/876	11/11/388	18/26/999
Antonakopoulos Theodoros	Prof.	12	14	1347	57	18/106/199/770	158.9	57	1347	10/68/129/492	133.9	24/56/4234	H	10/10/897	18/28/2627	2/0/6	4/2/87
Daskalaki Sofia	Asst.	12	17	735	33	18/106/199/770	199.0	33	735	17/99/186/716	188.3	20/31/2616	H	8/8/319	18/24/1586	8/6/304	19/21/1724
Vovos Panagis	Asst.	9	8	186	24	20/120/224/919	236.2	24	186	20/129/251/1034	243.8	11/13/1326	H	9/6/146	9/9/940	7/5/141	9/9/560
Kounavis Panagiotis	Assoc.	7	4	165	15	21/128/241/994	249.8	15	165	21/130/253/1049	246.1	14/18/458	L	6/4/132	12/16/362	6/4/123	11/12/314
Kalyvas Grigorios	Prof.	6	4	135	28	22/131/251/1037	244.9	28	135	23/132/259/1076	238.2	14/26/804	H				
Stylianakis Vasileios	Asst.	6	5	144	14	22/131/251/1037	255.3	14	144	22/131/257/1067	260.0	8/8/273	H	0/0/0	0/0/0	2/0/14	2/0/14
Markakis Michail	Assoc.	5	1	49	10	24/136/261/1094	268.2	10	49	25/141/275/1160	272.3	6/4/166	H			7/7/229	14/16/451
Konstantopoulos Georgios	Assoc.	4	3	56	11	25/139/271/1131	269.0	11	56	24/139/272/1150	272.5	4/3/56	M	15/21/785	15/21/786	4/2/50	4/2/50

Electrical & Computer Engineering (UTH) - ECE - 21 matched of 23 TRS

Member	Grade	A: h	A: i10	A: cites	A: pubs	A: rank h d/u/a/all	A: comp.	B: P_i	B: C_i	B: rank C d/u/a/all	B: comp.	GS profile h/i10/cites	Conf.	OA 2012-25 h/i10/cites	OA life h/i10/cites	S2 2012-25 h/i10/cites	S2 life h/i10/cites
Chronaios Alexandros	Prof.	56	206	9925	375	1/2/2/12	3.5	375	9925	1/2/5/26	3.5	74/274/15546	H				
Potamianos Gerasimos	Assoc.	24	44	1559	84	2/11/59/265	86.6	84	1559	3/17/114/432	45.9	46/127/7932	H	17/29/874	33/92/3661	19/40/1257	37/119/6023
Rafailidis Dimitrios	Assoc.	24	37	1493	72	2/11/59/265	90.9	72	1493	5/20/118/451	113.8	27/42/1803	L	22/41/1324	23/46/1515	21/35/1177	23/39/1376
Stamoulis Georgios	Prof.	23	71	2241	227	4/13/72/299	31.4	227	2241	2/12/67/283	28.5	27/84/5495	H	14/21/715	15/29/900	3/1/26	4/2/43
Karakonstantis Georgios	Assoc.	20	38	1100	98	5/17/103/397	108.2	98	1100	6/29/150/570	112.9	24/54/1828	H	15/27/743	20/44/1303	14/31/755	20/45/1366
Katsaros Dimitrios	Prof.	19	29	1500	83	6/20/115/445	115.7	83	1500	4/19/117/448	82.3	35/74/6799	H	16/24/936	32/70/4679	17/29/1107	35/70/5235
Lalis Spyros	Prof.	16	35	1100	103	7/28/152/588	116.5	103	1100	6/29/150/570	117.5	21/53/1711	H	14/22/579	16/34/886	14/19/679	17/34/1093
Evmorfopoulos Nestor	Prof.	15	25	618	76	8/30/159/628	155.9	76	618	11/41/202/776	171.1	15/28/773	H	10/11/348	11/12/432	10/11/357	11/14/439
Bellas Nikolaos	Prof.	15	20	724	48	8/30/159/628	174.2	48	724	10/37/187/720	150.4	25/49/2141	H	11/15/411	17/27/1068	13/16/520	19/31/1176
Flegkas Paris	Asst.	14	17	802	34	10/35/171/672	185.9	34	802	8/34/181/693	128.9	29/46/2558	H	12/15/589	24/39/1651	12/15/626	27/40/1963
Plessas Fotios	Prof.	13	14	487	42	11/38/181/724	194.7	42	487	12/45/215/857	207.3	15/22/705	L	1/0/3	1/0/3	9/9/282	11/13/437
Vavalis Emmanouil	Prof.	11	11	786	44	12/44/209/825	192.3	44	786	9/35/183/701	155.0	24/43/1804	H	9/8/455	18/31/996	9/9/512	13/16/652
Krommydas Konstantinos	Asst.	11	13	380	45	12/44/209/825	204.2	45	380	13/50/222/908	214.7	11/13/381	H	12/14/512	13/15/550	9/8/253	9/8/253
Loutridis Spyridon	Prof.	7	6	273	12	14/56/241/994	246.2	12	273	14/57/237/973	215.5	20/25/2368	L	5/4/143	16/20/1505	7/6/205	17/25/1767
Antonopoulos Christos	Prof.	1	1	25	1	15/81/284/1199	283.3	1	25	15/79/280/1183	284.0	2/2/392	M	11/12/518	14/20/1123	10/11/354	10/11/356

Biomedical Engineering (UniWA) - ECE - 16 matched of 21 TRS

Member	Grade	A: h	A: i10	A: cites	A: pubs	A: rank h d/u/a/all	A: comp.	B: P_i	B: C_i	B: rank C d/u/a/all	B: comp.	GS profile h/i10/cites	Conf.	OA 2012-25 h/i10/cites	OA life h/i10/cites	S2 2012-25 h/i10/cites	S2 life h/i10/cites
Christos Michail	Assoc.	23	52	1674	177	1/12/72/299	50.2	177	1674	5/26/98/396	50.9	29/69/2427	H	7/5/160	7/5/160	0/0/0	1/0/3
Minos Matsoukas	Assoc.	23	43	2023	83	1/12/72/299	83.5	83	2023	2/18/75/321	98.1	24/50/2437	L				
Theodosis Kalamatianos	Assoc.	21	39	2235	87	3/21/93/361	86.6	87	2235	1/15/68/284	84.2	28/54/3868	H	0/0/0	0/0/0		
Ioannis Valais	Prof.	20	42	1323	155	4/25/103/397	67.6	155	1323	7/37/131/497	63.0	29/67/2357	H	0/0/0	1/0/2	0/0/0	1/0/3
Nektarios Kalyvas	Prof.	20	38	1246	125	4/25/103/397	87.3	125	1246	8/38/135/518	79.7	29/59/2190	H	18/27/922	20/33/1133		
Ioannis Kakkos	Asst.	19	27	1912	75	6/30/115/445	104.3	75	1912	3/22/82/343	117.2	19/27/1916	M	16/24/1363	16/24/1363		
Charis Mesaritakis	Assoc.	19	41	1597	110	6/30/115/445	95.4	110	1597	6/29/106/418	103.0	21/48/1808	H	16/28/995	16/34/1144		
Emmanouil Athanasiadis	Prof.	19	25	1680	70	6/30/115/445	114.3	70	1680	4/25/97/394	122.0	22/31/1978	H	0/0/0	0/0/0	0/0/0	1/0/1
Evangelos Karvelas	Asst.	15	22	914	34	9/45/159/628	177.2	34	914	9/49/170/653	197.0	15/22/917	H	14/17/746	14/17/746		
Panagiotis Liaparinos	Prof.	12	14	533	49	10/60/199/770	193.2	49	533	10/70/209/820	177.8	21/29/1267	H	1/0/1	1/0/1	1/0/2	1/0/2
Ioannis Kalatzis	Prof.	10	10	335	46	11/74/217/875	208.3	46	335	13/89/231/938	163.6	24/50/1844	H	8/7/207	20/36/1285	0/0/0	1/0/1
Errikos Ventouras	Prof.	10	12	358	42	11/74/217/875	210.8	42	358	12/85/228/926	200.0	18/29/1033	H	1/0/6	1/0/6		
Evangelia Patsavoudi	Prof.	5	5	527	9	13/114/261/1094	245.0	9	527	11/71/210/830	217.6	18/24/1717	H	5/5/362	16/20/1230		
Dionysios Linardatos	Asst.	5	4	107	18	13/114/261/1094	258.9	18	107	14/117/265/1105	260.2	8/8/231	H	5/2/83	6/5/167		

Electrical & Electronics Engineering (UniWA) - ECE - 50 matched of 52 TRS

Member	Grade	A: h	A: i10	A: cites	A: pubs	A: rank h d/u/a/all	A: comp.	B: P_i	B: C_i	B: rank C d/u/a/all	B: comp.	GS profile h/i10/cites	Conf.	OA 2012-25 h/i10/cites	OA life h/i10/cites	S2 2012-25 h/i10/cites	S2 life h/i10/cites
Piromalis Dimitrios	Assoc.	33	58	4029	124	1/6/23/107	31.6	124	4029	1/6/29/139	44.2	33/60/4153	L	28/51/2793	28/51/2807	27/46/2482	27/46/2488
Manousakis Nikolaos	Assoc.	25	33	2787	68	2/9/51/232	67.4	68	2787	6/12/56/230	85.2	27/36/3170	H	23/33/2112	23/35/2375	21/30/1954	23/32/2206
Psomopoulos Constantinos	Prof.	24	50	2128	146	3/11/59/265	56.0	146	2128	7/16/72/303	64.8	26/56/2874	H	20/39/1397	21/44/1887	16/29/991	17/30/1385
Alexandridis Alex	Prof.	23	38	2072	61	4/12/72/299	88.8	61	2072	8/17/74/315	64.0	39/62/4515	H	21/29/1480	34/51/3099	2/1/17	3/1/21
Vokas A. Georgios	Prof.	22	37	1629	97	5/17/82/332	91.3	97	1629	11/27/102/408	101.1	25/45/2234	H	18/30/1125	19/37/1512	2/0/13	4/3/67
Stavrakas Ilias	Prof.	22	57	1921	247	5/17/82/332	29.6	247	1921	9/20/81/341	29.7	28/77/3012	L	19/49/1456	25/63/2172	20/46/1432	24/60/2152
Makris Prodromos	Asst.	22	36	1556	63	5/17/82/332	109.2	63	1556	12/30/115/433	134.4	22/37/1585	H	19/29/1116	19/29/1134	19/29/1083	19/30/1105
Papageorgas Panagiotis	Prof.	22	29	1859	65	5/17/82/332	98.7	65	1859	10/23/87/355	110.2	25/38/2124	H	20/27/1251	22/38/1571	19/24/1118	21/36/1520
Kachris Christoforos	Asst.	21	39	2805	81	9/21/93/361	80.3	81	2805	5/11/55/227	82.7	26/58/3343	H	17/27/1880	18/30/1981	17/32/1903	19/47/2232
Kandris Dionisis	Prof.	20	24	3625	29	10/25/103/397	72.8	29	3625	2/8/37/162	74.9	24/32/4115	H	18/22/2553	21/29/2867	18/22/2321	20/29/2654
Kaminaris D. Stavros	Prof.	19	31	1440	81	11/30/115/445	117.6	81	1440	13/33/119/464	132.2	20/36/1581	H	14/17/739	14/17/739	11/15/582	11/15/582
Goustouridis Dimitrios	Prof.	19	23	837	36	11/30/115/445	156.0	36	837	19/53/176/674	127.5	29/62/2279	H	15/19/573	24/52/1675	17/22/617	25/56/1734

Member	Grade	A: h	A: i10	A: cites	A: pubs	A: rank h d/u/a/all	A: comp.	B: P_i	B: C_i	B: rank C d/u/a/all	B: comp.	GS profile h/i10/cites	Conf.	OA 2012-25 h/i10/cites	OA life h/i10/cites	S2 2012-25 h/i10/cites	S2 life h/i10/cites
Patrikakis Charalampos	Prof.	18	40	1242	141	13/38/128/483	82.3	141	1242	14/39/136/520	84.1	22/59/2317	H	15/24/870	16/33/1434	14/27/811	17/43/1693
Koulouras Grigorios	Assoc.	17	19	2874	39	14/41/141/534	96.7	39	2874	3/9/53/221	102.4	18/23/2991	H	17/21/2356	18/24/2469	14/15/1547	14/17/1625
Zois Elias	Assoc.	15	20	810	39	15/45/159/628	177.2	39	810	20/56/179/687	193.4	17/27/1169	H	14/16/616	16/22/911	17/24/872	19/28/1186
Rangoussi Maria	Prof.	15	20	924	56	15/45/159/628	163.9	56	924	16/47/168/649	163.2	21/40/2379	H	11/14/577	18/30/1617	11/14/545	17/31/1747
Simos Iraklis	Prof.	13	16	491	54	17/55/181/724	184.7	54	491	25/75/213/852	186.4	18/33/985	H	0/0/0	0/0/0	6/4/123	7/5/202
Kaltsas Grigoris	Prof.	13	21	841	50	17/55/181/724	176.6	50	841	18/52/175/672	141.7	26/58/2226	H	12/16/610	23/46/1652	2/1/28	9/9/656
Kalkanis Konstantinos	Assoc.	13	13	701	32	17/55/181/724	195.7	32	701	21/60/190/731	214.1	13/15/775	H	12/13/516	12/14/556	11/13/435	11/15/483
Moutzouris Konstantinos	Prof.	13	15	898	36	17/55/181/724	185.3	36	898	17/50/172/656	176.1	21/31/2194	H	12/13/722	19/29/1672	6/6/300	21/26/1390
Kripotou Sotiria	Asst.	12	13	587	24	21/60/199/770	211.9	24	587	23/64/205/789	204.7	19/23/942	H	11/12/493	17/20/736	11/12/457	16/20/687
Famelis Ioannis Th	Prof.	11	11	520	49	22/68/209/825	196.9	49	520	24/72/211/833	198.3	16/24/1334	H	9/8/348	14/18/954	9/6/332	13/16/986
Savaidis Stylianos	Prof.	10	10	254	34	23/74/217/875	222.5	34	254	32/97/243/988	227.2	14/22/544	H	9/8/191	12/19/422	8/8/198	12/17/413
Kontaxis Panagiotis	Lect.	10	11	629	33	23/74/217/875	210.4	33	629	22/63/201/772	220.6	10/11/650	H	9/9/461	9/9/468	9/9/452	10/10/465
Karabetsos Sotiris	Assoc.	9	8	1118	34	25/82/224/919	187.7	34	1118	15/42/148/565	189.3	14/17/1377	H	7/5/745	10/10/897	8/8/698	13/15/917
Papadopoulos Perikles	Prof.	9	6	352	70	25/82/224/919	186.6	70	352	28/88/229/932	193.9	9/9/479	H	5/3/226	8/7/335	2/0/6	2/0/6
Kontargyri T. Vassiliki	Asst.	9	9	367	32	25/82/224/919	223.0	32	367	27/84/225/919	208.8	18/27/916	H	8/7/261	13/17/529	8/6/228	14/21/596
Zachariadou Katerina	Prof.	8	8	2825	23	28/89/233/958	111.0	23	2825	4/10/54/224	2.9	90/217/30472	H	2/1/101	6/4/1582	11/13/2209	47/190/18941
Moronis Antonios	Prof.	8	8	469	28	28/89/233/958	225.8	28	469	26/76/218/864	229.8	11/12/586	H	8/5/343	8/5/359	7/5/316	7/5/341
Tsakiridis Odysseas	Assoc.	8	6	191	21	28/89/233/958	240.8	21	191	34/106/250/1030	251.3	8/7/239	L	6/4/113	6/4/113	6/3/122	7/3/147
Zervas Evangelos	Prof.	7	2	112	22	31/97/241/994	247.5	22	112	37/116/264/1102	243.9	14/20/1184	H	4/1/67	13/13/780	5/2/82	12/17/838
Karaisas Petros	Prof.	6	4	133	25	32/103/251/1037	247.5	25	133	35/113/260/1080	254.2	6/4/139	H	4/1/75	4/1/75	5/1/83	5/1/83
Photopoulos Panagiotis	Assoc.	6	3	200	21	32/103/251/1037	246.6	21	200	33/104/249/1019	243.9	12/13/744	H	4/2/88	9/9/438	4/2/96	10/10/455
Varsamis Christos	Prof.	6	6	272	11	32/103/251/1037	250.6	11	272	30/95/238/975	143.0	29/54/2563	H	1/1/17	5/5/211	1/0/3	1/0/3
Karagiannopoulos Panagiotis	Lect.	6	6	255	10	32/103/251/1037	253.1	10	255	31/96/241/986	260.2	6/6/263	H	6/5/210	6/5/213	1/1/16	1/1/16
Valamontes Evangelos	Prof.	6	4	127	10	32/103/251/1037	260.5	10	127	36/114/262/1088	241.7	17/25/790	H	5/4/86	15/20/539	4/4/86	15/22/569
Pachos Pavlos	Lect.	5	4	289	13	37/114/261/1094	250.6	13	289	29/93/233/959	255.9	5/4/289	H	5/4/205	5/4/205	5/4/183	5/4/183
Kalogeropoulou Sofia	Prof.	4	1	70	7	38/120/271/1131	273.0	7	70	38/124/270/1140	266.6	10/10/1060	H	3/2/92	11/12/812	5/4/117	12/12/779
Metafas Dimitrios	Asst.	4	2	61	7	38/120/271/1131	273.3	7	61	39/125/271/1143	269.1	9/8/264	H	2/2/28	4/2/42	2/0/6	2/0/6
Galata Sotiria	Assoc.	3	2	41	13	40/127/274/1156	270.1	13	41	42/130/277/1164	249.1	15/19/866	H	4/1/39	4/1/39	2/1/23	2/1/25
Dagres Ioannis	Asst.	3	3	54	11	40/127/274/1156	270.3	11	54	40/127/273/1153	265.2	9/8/162	M	3/2/40	7/5/93	4/3/55	7/7/143
Chorianopoulos Christos	Asst.	3	0	17	11	40/127/274/1156	273.1	11	17	43/135/282/1191	275.7	4/3/89	H	2/0/11	3/2/40	2/0/12	3/3/62
Stathopoulos Nikolaos	Prof.	3	0	13	5	40/127/274/1156	279.3	5	13	44/138/283/1196	282.7	3/0/13	M	19/36/1403	20/45/1710	3/1/36	3/1/37
Malatestas Pantelis	Prof.	2	2	54	5	44/137/282/1183	278.6	5	54	40/127/273/1153	272.8	8/6/271	H			2/2/29	5/5/150
Tsiakas Panagiotis	Lect.	2	0	8	5	44/137/282/1183	282.3	5	8	45/140/284/1201	276.4	8/7/237	H	2/0/7	7/3/129	2/0/6	7/5/158
Syggeridou Olympiada	Lect.	0	0	0	2	46/142/286/1218	285.7	2	0	46/142/286/1218	285.7	2/1/24	H	0/0/0	0/0/0	0/0/0	1/0/6

Electrical & Computer Engineering (UoP) - ECE - 0 matched of 10 TRS

No member of this department has a public Google Scholar profile; the OpenAlex and Semantic Scholar values are in Appendices C and D.

Electrical & Computer Engineering (UoWM) - ECE - 23 matched of 24 TRS

Member	Grade	A: h	A: i10	A: cites	A: pubs	A: rank h d/u/a/all	A: comp.	B: P_i	B: C_i	B: rank C d/u/a/all	B: comp.	GS profile h/i10/cites	Conf.	OA 2012-25 h/i10/cites	OA life h/i10/cites	S2 2012-25 h/i10/cites	S2 life h/i10/cites
Sarigiannidis Panagiotis	Prof.	60	219	16052	505	1/1/1/8	1.0	505	16052	1/1/1/9	1.4	61/233/16478	H	50/168/11293	50/178/11603	40/111/6290	40/111/6300
Tsipouras Markos	Prof.	31	73	4777	159	2/6/29/134	27.9	159	4777	2/6/23/105	27.9	43/101/8445	H	26/60/3152	37/85/5803	27/57/3264	37/81/6104
Tsalikakis Dimitrios	Asst.	24	43	2748	88	3/8/59/265	68.4	88	2748	4/9/57/239	77.6	28/57/3212	H	19/33/1673	23/42/1926	4/3/84	4/4/115
Dasygenis Minas	Prof.	22	47	1640	153	4/10/82/332	62.0	153	1640	7/14/101/407	69.3	22/54/1832	H	18/41/1203	19/46/1334	17/40/1090	18/45/1255
Fragulis George	Prof.	22	42	1898	109	4/10/82/332	81.1	109	1898	5/11/86/348	94.3	22/47/2075	H	18/33/1249	18/36/1353	16/29/1170	17/32/1278
Bibi Stamatia	Assoc.	20	33	3780	69	6/13/103/397	64.8	69	3780	3/7/34/149	66.5	24/45/4279	H	15/19/2484	18/29/2763	14/19/2199	19/30/2555
Bouhouras Angelos	Assoc.	20	39	1213	86	6/13/103/397	115.8	86	1213	11/21/139/529	132.9	21/44/1530	L			16/29/864	18/34/1115
Korkas Christos	Prof.	19	24	1711	44	8/15/115/445	122.1	44	1711	6/13/95/388	140.2	19/24/1711	H	16/22/1364	16/22/1364	15/21/1269	15/21/1269

Member	Grade	A: h	A: i10	A: cites	A: pubs	A: rank h d/u/a/all	A: comp.	B: P_i	B: C_i	B: rank C d/u/a/all	B: comp.	GS profile h/i10/cites	Conf.	OA 2012-25 h/i10/cites	OA life h/i10/cites	S2 2012-25 h/i10/cites	S2 life h/i10/cites
Ploskas Nikolaos	Assoc.	18	30	1577	92	9/16/128/483	111.9	92	1577	8/16/111/426	123.0	18/30/1597	H	15/23/1053	15/23/1067	16/24/1335	16/24/1351
Michalas Angelos	Prof.	18	33	1130	74	9/16/128/483	133.8	74	1130	13/23/146/557	150.2	18/39/1289	H	14/22/815	14/24/904		
Oureilidis Konstantinos	Asst.	18	21	1251	47	9/16/128/483	144.1	47	1251	10/20/133/516	163.1	18/21/1251	H	16/19/968	16/19/968	14/19/832	14/19/832
Angelidis Pantelis	Prof.	16	25	1425	68	12/24/152/588	136.6	68	1425	9/19/120/468	143.5	19/37/1733	H	12/15/925	15/22/1160	3/2/36	3/2/38
Louta Malamati	Prof.	15	27	1160	81	13/26/159/628	138.7	81	1160	12/22/144/551	148.3	17/44/1649	H	13/18/893	16/27/1209	12/18/798	14/30/1149
Poulakis Nikolaos	Prof.	12	14	477	29	14/30/199/770	212.5	29	477	14/39/216/862	217.9	16/26/1124	H	11/11/380	20/31/1366	10/11/333	14/19/658
Zygiridis Theodoros	Prof.	9	9	360	92	15/41/224/919	158.8	92	360	15/42/226/924	161.1	13/18/761	H	9/8/301	13/17/596	8/6/267	11/14/571
Stergiou Konstantinos	Prof.	6	6	155	12	16/52/251/1037	255.9	12	155	16/50/255/1059	263.1	6/6/155	H	1/1/26	1/1/26	10/10/331	10/11/344
Ganatsios Stergios	Prof.	5	1	77	39	17/56/261/1094	238.1	39	77	17/61/269/1135	235.8	10/10/363	H	2/1/20	8/6/179	3/1/26	8/7/192
Tavoultzidou Stavroula	Asst.	3	2	35	6	18/59/274/1156	277.3	6	35	18/62/278/1168	280.6	3/2/35	H	3/0/17	3/0/17	1/0/7	1/0/7

Civil Engineering (AUTH) - CIV - 49 matched of 51 TRS

Member	Grade	A: h	A: i10	A: cites	A: pubs	A: rank h d/u/a/all	A: comp.	B: P_i	B: C_i	B: rank C d/u/a/all	B: comp.	GS profile h/i10/cites	Conf.	OA 2012-25 h/i10/cites	OA life h/i10/cites	S2 2012-25 h/i10/cites	S2 life h/i10/cites
Dasios Ioannis	Asst.	39	91	3646	131	1/8/5/67	9.9	131	3646	2/21/17/161	14.1	39/95/3748	H				
Theodosiou Theodoros	Prof.	30	42	4124	72	2/19/15/144	18.0	72	4124	1/16/12/136	20.7	34/48/5518	L	28/37/3036	33/44/3944	0/0/0	0/0/0
Kanakoudis Vasilis	Prof.	27	59	1856	135	3/24/20/186	25.3	135	1856	6/49/48/357	29.1	31/79/2815	H	22/50/1262	26/61/1755	20/47/1088	25/58/1558
Pitilakis Dimitrios	Prof.	26	48	1752	130	4/27/22/203	28.3	130	1752	8/54/53/374	35.8	27/57/2304	H	21/39/1154	21/43/1459	3/0/20	3/1/39
Kontoleon Karolos	Assoc.	26	41	2318	69	4/27/22/203	34.1	69	2318	4/35/35/274	42.2	29/49/3612	L	23/36/1735	25/43/2675	22/35/1641	24/41/2562
Tsikaloudaki Aikaterini	Prof.	23	33	1723	58	6/38/39/299	54.5	58	1723	9/58/55/385	62.1	24/36/1897	H	22/29/1894	23/31/2002	22/31/1863	23/33/1984
Valyrakis Manousos	Assoc.	22	36	1514	198	7/43/43/332	18.3	198	1514	11/65/64/445	18.8	24/43/2514	L	16/22/877	20/28/1649		
Anastasiadis Anastasios	Prof.	21	32	2594	85	8/50/48/361	40.4	85	2594	3/31/30/251	34.2	31/64/4740	H	22/33/1716	27/51/2883	2/1/24	2/1/24
Politis Ioannis	Assoc.	20	46	1815	121	9/56/54/397	38.8	121	1815	7/51/49/365	39.9	21/49/1941	H	23/49/2235	25/53/2447	6/5/104	6/5/105
Kostinakis Kostantinos	Assoc.	19	30	1561	54	10/62/60/445	69.8	54	1561	10/63/62/431	77.9	19/32/1609	H	17/23/1232	17/24/1249	17/20/1184	17/21/1202
Theodosiou Nikolaos	Prof.	17	26	1884	106	11/73/74/534	48.5	106	1884	5/48/47/351	46.4	21/35/2496	H				
Aretoulis George	Prof.	17	26	771	87	11/73/74/534	67.4	87	771	19/95/103/708	71.3	18/29/899	H	0/0/0	0/0/0	12/16/381	13/18/449
Loukogeorgaki Eva	Prof.	17	28	1494	85	11/73/74/534	61.4	85	1494	12/66/65/450	64.5	18/33/1735	H	15/24/1117	16/26/1243	15/20/1002	15/23/1157
Karambas Theophanis	Prof.	17	26	936	76	11/73/74/534	70.3	76	936	16/88/91/638	61.0	25/52/2384	L	13/21/560	20/39/1408	13/18/523	20/36/1409
Katakalos Konstantinos	Assoc.	16	24	1075	113	15/82/86/588	55.6	113	1075	14/84/83/578	56.1	18/29/1243	H	13/17/737	16/22/870	2/1/22	2/1/22
Anastasiou Eleftherios	Assoc.	16	19	1407	37	15/82/86/588	89.1	37	1407	13/68/70/472	83.5	20/27/1891	H	14/15/975	18/22/1393	0/0/0	0/0/0
Chaloulos Ioannis	Asst.	16	21	995	50	15/82/86/588	91.3	50	995	15/86/86/606	98.9	16/22/1023	H	14/16/675	15/17/701	13/18/676	19/25/992
Skoulikaris Charalampos	Asst.	16	21	685	59	15/82/86/588	90.5	59	685	20/99/104/739	96.4	17/27/833	L	14/18/476	14/18/503	14/20/461	14/21/487
Xenidis Yiannis	Prof.	14	16	875	50	19/94/95/672	98.2	50	875	17/91/96/662	101.2	17/20/1216	H	13/13/526	14/16/707	1/0/4	1/0/4
Papanikolaou Vassilis	Assoc.	14	16	623	37	19/94/95/672	110.6	37	623	22/103/113/773	90.9	22/31/2595	H	14/18/495	21/32/1747		
Konstantinidis Avraam	Assoc.	13	22	601	70	21/101/103/724	89.2	70	601	23/105/114/781	74.4	21/36/1098	H	15/21/594	18/34/993	3/2/46	4/2/65
Kyriakou Kalliopi	Asst.	13	14	828	33	21/101/103/724	110.9	33	828	18/93/99/679	117.8	14/15/858	H	10/10/525	10/10/532		
Efthymiou Evangelos	Asst.	12	13	403	42	23/105/109/770	120.7	42	403	30/125/140/895	128.6	13/18/1013	H	9/9/271	11/12/368	18/28/1069	21/39/1629
Manakou Maria	Asst.	12	14	668	35	23/105/109/770	115.3	35	668	21/101/106/751	97.6	20/32/1573	H	12/12/473	18/24/860	12/12/465	18/24/897
Manthos Evagelos	Assoc.	12	13	458	42	23/105/109/770	119.4	42	458	27/120/135/869	130.5	12/14/518	L				
Georgiadis Konstantinos	Prof.	12	14	536	21	23/105/109/770	130.9	21	536	25/112/126/819	120.7	18/25/1530	H	15/18/720	20/29/1505	1/1/12	1/1/12
Zafirakou Antigoni	Assoc.	11	13	404	32	27/115/129/825	137.0	32	404	29/124/139/894	137.8	13/16/605	L	7/6/197	8/7/216	7/7/182	8/8/208
Kalogeropoulos George	Asst.	11	11	374	16	27/115/129/825	149.9	16	374	32/129/144/914	157.7	11/11/374	H	11/13/486	11/13/506	0/0/0	0/0/0
Mallios Zisis	Assoc.	10	12	572	71	29/123/137/875	94.4	71	572	24/107/116/797	93.4	13/19/780	H	10/10/410	10/11/445	9/9/368	11/12/430
Kampitsis Andreas	Asst.	10	10	491	28	29/123/137/875	141.0	28	491	26/118/133/852	142.8	12/13/665	H	0/0/0	0/0/0		
Giarma Christina	Assoc.	9	9	429	25	31/127/146/919	146.8	25	429	28/122/137/881	147.5	11/11/521	H	8/8/305	10/10/350	8/8/257	10/10/304
Kolokytha Elpida-Kleanthi	Prof.	9	9	379	31	31/127/146/919	145.0	31	379	31/127/142/909	134.4	15/20/718	H	8/8/260	13/14/448	8/7/212	12/13/406
Raptakis Dimitrios	Prof.	9	8	305	21	31/127/146/919	155.9	21	305	33/132/152/953	84.2	27/43/2899	H	8/7/201	23/28/1569	8/7/207	21/28/1702
Lemonakis Panagiotis	Asst.	6	5	188	31	34/138/169/1037	159.7	31	188	35/138/165/1031	162.6	7/6/219	H	6/3/130	6/3/141	6/3/108	6/3/121
Papadioti Ioanna	Asst.	6	6	194	16	34/138/169/1037	173.1	16	194	34/137/164/1027	179.6	6/6/199	H	6/5/125	6/5/125	6/5/120	6/5/120
Ioannidou Theodora	Prof.	6	6	134	15	34/138/169/1037	180.4	15	134	36/144/180/1078	151.5	16/26/739	H	6/5/120	13/18/485	0/0/0	0/0/0

Member	Grade	A: h	A: i10	A: cites	A: pubs	A: rank h d/u/a/all	A: comp.	B: P_i	B: C_i	B: rank C d/u/a/all	B: comp.	GS profile h/i10/cites	Conf.	OA 2012-25 h/i10/cites	OA life h/i10/cites	S2 2012-25 h/i10/cites	S2 life h/i10/cites
Lakakis Konstantinos	Prof.	4	2	55	13	37/150/188/1131	191.6	13	55	37/152/190/1152	185.7	8/8/215	H	3/1/28	3/1/34	4/0/38	4/1/61

Rural & Surveying Engineering (AUTH) - CIV - 20 matched of 22 TRS

Member	Grade	A: h	A: i10	A: cites	A: pubs	A: rank h d/u/a/all	A: comp.	B: P_i	B: C_i	B: rank C d/u/a/all	B: comp.	GS profile h/i10/cites	Conf.	OA 2012-25 h/i10/cites	OA life h/i10/cites	S2 2012-25 h/i10/cites	S2 life h/i10/cites
Grigorios Fountas	Assoc.	33	55	3735	104	1/14/12/107	17.1	104	3735	1/20/15/155	23.2	33/55/3739	H	28/47/2682	28/47/2686		
Athanasios Loukas	Prof.	26	49	2832	146	2/27/22/203	20.5	146	2832	2/30/26/223	13.3	42/95/6456	H	22/41/2119	36/76/4153	0/0/0	0/0/0
Petros Patias	Prof.	19	38	1364	119	3/62/60/445	45.5	119	1364	3/72/74/486	42.8	26/77/3570	H	16/24/973	19/37/1957	0/0/0	2/1/502
Christos Pikridas	Prof.	17	30	952	112	4/73/74/534	55.5	112	952	4/87/90/628	55.1	20/39/1213	H	14/18/566	14/22/662	1/1/11	1/1/11
Pantelis Sidiropoulos	Asst.	14	21	660	75	5/94/95/672	80.8	75	660	5/102/107/753	86.4	14/22/685	H	12/14/445	12/14/446		
Charalabos Georgiadis	Prof.	12	18	510	58	6/105/109/770	106.5	58	510	9/116/129/837	110.6	14/22/646	H	4/2/79	4/2/79		
Vasileios Grigoriadis	Prof.	12	13	505	55	6/105/109/770	110.6	55	505	10/117/131/840	111.0	16/22/767	H				
Nikiforos Samarinas	Asst.	12	16	529	44	6/105/109/770	115.4	44	529	8/114/128/825	125.7	12/16/529	H	11/12/410	11/12/410		
Antonios Mouratidis	Assoc.	11	13	546	54	9/115/129/825	115.0	54	546	6/110/123/811	115.5	13/16/691	H	11/12/454	12/13/536	0/0/0	0/0/0
Stylianos Bitharis	Asst.	11	15	379	74	9/115/129/825	94.5	74	379	12/127/142/909	97.6	11/15/379	H	8/6/166	8/6/166		
Dimitrios Tsoulis	Prof.	10	10	531	43	11/123/137/875	124.9	43	531	7/113/127/823	98.0	20/27/1352	H	9/9/420	15/19/847		
Vasileios Tsioukas	Prof.	10	11	457	52	11/123/137/875	122.2	52	457	11/121/136/871	113.9	16/27/1497	H	9/8/332	11/12/878		
Angeliki Tsorlini	Asst.	6	3	123	38	13/138/169/1037	155.6	38	123	13/146/182/1093	156.4	8/6/223	H	2/1/42	4/1/68	0/0/0	0/0/0
Sevasti Chalkidou	Asst.	3	3	45	17	14/153/192/1156	189.9	17	45	14/154/194/1162	192.1	3/3/47	H	3/1/29	3/1/30		
Alexandra Kousoulakou	Prof.	2	1	28	17	15/156/199/1183	192.5	17	28	15/157/195/1175	176.3	10/10/1287	H	1/0/2	2/1/147		

Spatial Planning & Development (AUTH) - CIV - 18 matched of 18 TRS

Member	Grade	A: h	A: i10	A: cites	A: pubs	A: rank h d/u/a/all	A: comp.	B: P_i	B: C_i	B: rank C d/u/a/all	B: comp.	GS profile h/i10/cites	Conf.	OA 2012-25 h/i10/cites	OA life h/i10/cites	S2 2012-25 h/i10/cites	S2 life h/i10/cites
Angelidou Margarita	Asst.	21	32	6692	70	1/50/48/361	8.1	70	6692	1/9/3/63	8.2	21/32/6704	H	14/18/3604	14/18/3604	15/18/3141	17/20/3431
Stylianidis Efstratios	Prof.	21	34	1895	112	1/50/48/361	41.4	112	1895	5/47/45/349	43.4	23/44/2215	H	18/26/1124	19/29/1215	19/41/1299	21/46/1530
Vagiona Dimitra	Prof.	21	33	1781	71	1/50/48/361	53.3	71	1781	6/52/51/370	57.5	22/38/2060	H	17/26/1178	18/28/1285	20/30/1260	21/34/1398
Latinopoulos Dionysis	Prof.	21	34	2006	58	1/50/48/361	54.7	58	2006	4/42/44/324	55.6	25/41/2268	H	18/28/1416	19/30/1513	17/27/1286	19/32/1473
Kakderi Christina	Assoc.	19	30	2520	70	5/62/60/445	48.3	70	2520	2/32/33/258	52.0	19/30/2545	H	16/22/1530	16/22/1532	15/21/1212	15/21/1215
Panori Anastasia	Asst.	18	32	2280	70	6/69/66/483	51.7	70	2280	3/37/36/279	55.5	18/32/2291	H	16/23/1371	16/23/1375	15/22/1159	15/22/1165
Hatziprokopiou Arion Panagiotis	Assoc.	13	17	564	39	7/101/103/724	114.3	39	564	9/108/118/801	91.1	21/30/1555	H	9/8/230	12/16/505	8/7/191	13/15/523
Pozoukidou Georgia	Prof.	12	16	1391	46	8/105/109/770	92.6	46	1391	7/70/72/479	97.2	13/17/1433	H	8/8/867	8/8/878	8/7/714	8/7/729
Kaimaris Dimitrios	Prof.	12	17	546	63	8/105/109/770	100.1	63	546	10/110/123/811	103.7	14/23/743	L	5/1/58	5/1/75	10/11/354	12/14/467
Papageorgiou Marilena	Assoc.	11	13	833	39	10/115/129/825	115.3	39	833	8/92/98/678	115.8	13/17/922	H	8/7/448	9/9/495	3/1/24	3/1/24
Karanikolas Nikolaos	Prof.	8	6	324	27	11/133/155/958	153.6	27	324	11/131/149/943	151.2	11/11/511	H	5/4/125	6/5/152	1/0/5	2/1/17
Katsavounidou Garyfallia	Assoc.	6	6	118	33	12/138/169/1037	161.0	33	118	13/147/183/1097	160.1	9/9/290	H	4/0/44	4/2/140	5/0/47	6/2/135
Kalogeresis Athanassios	Assoc.	6	5	230	17	12/138/169/1037	170.4	17	230	12/135/160/1003	165.4	10/12/503	H	4/3/128	6/4/148	5/3/127	8/4/222
Thoidou Elissavet	Prof.	6	4	105	16	12/138/169/1037	180.0	16	105	14/148/184/1108	181.1	8/5/140	H				
Alexiou Dimitra	Prof.	3	2	53	17	15/153/192/1156	188.9	17	53	15/153/191/1156	189.9	4/3/93	M	5/4/183	5/5/208	3/1/45	3/1/47

Civil Engineering (DUTH) - CIV - 23 matched of 24 TRS

Member	Grade	A: h	A: i10	A: cites	A: pubs	A: rank h d/u/a/all	A: comp.	B: P_i	B: C_i	B: rank C d/u/a/all	B: comp.	GS profile h/i10/cites	Conf.	OA 2012-25 h/i10/cites	OA life h/i10/cites	S2 2012-25 h/i10/cites	S2 life h/i10/cites
Iliadis Lazaros	Prof.	40	100	4564	230	1/2/4/64	4.8	230	4564	1/6/8/114	5.5	43/128/5856	L	27/86/2725	30/96/3095	45/85/4170	45/105/5158
Akratos S. Christos	Prof.	25	37	2564	64	2/7/27/232	37.0	64	2564	2/8/32/255	19.3	39/58/5005	H	25/38/2020	35/54/3635	23/35/1657	33/53/3274
Tsoukalas Ioannis	Asst.	21	29	1389	76	3/14/48/361	56.9	76	1389	6/22/73/480	62.1	21/30/1400	H	17/28/1048	26/52/2360	18/29/1024	25/51/2374
Botzoris Georgios	Prof.	20	31	1452	86	4/20/54/397	55.3	86	1452	4/20/67/461	57.5	21/35/1596	H	15/21/758	16/24/832	14/19/713	15/22/790
Nikiforiadis Andreas	Asst.	18	31	1464	72	5/23/66/483	64.2	72	1464	3/19/66/456	70.3	18/31/1464	H	15/26/1086	15/26/1086	15/24/981	15/24/981
Kagkalou Ifigeneia	Prof.	18	33	1166	68	5/23/66/483	72.6	68	1166	7/26/80/548	54.8	29/59/3426	H			1/0/3	1/0/3
Makris Christos	Asst.	17	27	1047	115	7/29/74/534	52.9	115	1047	8/29/84/586	55.3	18/28/1098	H	15/18/624	15/18/634	1/0/2	1/0/2
Rovithis Emmanouil	Asst.	17	23	974	59	7/29/74/534	81.8	59	974	9/34/89/620	81.0	20/27/1345	H	14/18/672	18/23/927	14/19/682	17/25/945
Sideris Kosmas	Prof.	14	16	1427	31	9/37/95/672	94.3	31	1427	5/21/69/467	98.7	16/20/1746	H	13/16/997	21/26/2012	8/7/335	15/16/1344
Gkyrtis Konstantinos	Asst.	14	18	497	44	9/37/95/672	110.7	44	497	15/49/132/846	121.4	14/18/502	H	13/16/399	13/16/403	12/17/377	12/17/380
Markou Ioannis	Prof.	14	15	640	25	9/37/95/672	116.5	25	640	11/44/112/767	123.4	16/18/735	H	3/1/45	4/3/81	5/4/139	5/4/139
Klimis Nikolaos	Prof.	13	16	560	45	12/43/103/724	109.9	45	560	13/46/119/802	110.3	17/25/1047	H	11/15/424	13/18/578	1/0/8	4/2/150

Member	Grade	A: h	A: i10	A: cites	A: pubs	A: rank h d/u/a/all	A: comp.	B: P_i	B: C_i	B: rank C d/u/a/all	B: comp.	GS profile h/i10/cites	Conf.	OA 2012-25 h/i10/cites	OA life h/i10/cites	S2 2012-25 h/i10/cites	S2 life h/i10/cites
Ioannis Kavvadias	Asst.	11	14	537	40	13/48/129/825	125.3	40	537	14/47/125/817	130.7	11/14/537	H	11/13/450	11/13/451		
Asteriou Pavlos	Asst.	10	10	659	16	14/49/137/875	137.1	16	659	10/42/108/754	142.7	10/10/662	H	10/10/481	10/10/481	9/9/480	10/10/502
Siarkos Ilias	Asst.	10	11	347	35	14/49/137/875	139.5	35	347	16/53/147/935	145.2	10/11/351	H	9/8/217	10/10/301	10/10/227	10/11/239
Angelidis Panagiotis	Prof.	9	7	566	37	16/53/146/919	129.6	37	566	12/45/117/800	131.9	10/12/805	H	9/8/527	17/25/1301	1/0/8	1/0/8
Dimitra Tsirigoti	Asst.	6	5	180	18	17/57/169/1037	171.8	18	180	17/57/167/1037	178.2	6/5/183	H	5/4/116	6/5/154		

Civil Engineering (IHU) - CIV - 12 matched of 14 TRS

Member	Grade	A: h	A: i10	A: cites	A: pubs	A: rank h d/u/a/all	A: comp.	B: P_i	B: C_i	B: rank C d/u/a/all	B: comp.	GS profile h/i10/cites	Conf.	OA 2012-25 h/i10/cites	OA life h/i10/cites	S2 2012-25 h/i10/cites	S2 life h/i10/cites
Fotopoulou Stavroula	Asst.	22	30	3777	76	1/4/43/332	26.6	76	3777	1/3/14/150	28.0	23/33/3845	H	20/27/2737	20/28/2758	21/26/2603	21/27/2626
Kazantzi Athanasia	Asst.	18	30	1305	68	2/10/66/483	71.1	68	1305	2/9/75/502	76.5	19/34/1471	H	15/20/847	16/23/942	5/4/61	10/12/828
Galanis Athanasios	Assoc.	12	13	363	36	3/21/109/770	127.4	36	363	3/29/146/922	136.4	13/15/508	H	13/22/763	20/33/1593	9/9/236	10/10/261
Mikiki Foteini	Asst.	8	6	181	15	4/29/155/958	170.2	15	181	4/37/166/1036	176.5	8/6/200	H	5/4/90	5/4/93	5/4/92	5/4/97
Kirtas Emmanouil	Assoc.	5	4	124	18	5/42/182/1094	181.0	18	124	5/41/181/1092	175.4	9/9/358	H	5/3/76	7/7/173	18/30/922	19/33/1010
Daniil Maria	Asst.	0	0	0	13	6/54/202/1218	200.3	13	0	6/54/202/1218	199.3	3/0/12	H	1/0/1	1/0/1	7/7/327	14/19/653
Vozikis Christos	Assoc.	0	0	0	1	6/54/202/1218	202.7	1	0	6/54/202/1218	194.3	7/6/176	H	1/0/1	1/0/1	1/0/2	1/0/2

Surveying & Geoinformatics Eng. (IHU) - CIV - 9 matched of 13 TRS

Member	Grade	A: h	A: i10	A: cites	A: pubs	A: rank h d/u/a/all	A: comp.	B: P_i	B: C_i	B: rank C d/u/a/all	B: comp.	GS profile h/i10/cites	Conf.	OA 2012-25 h/i10/cites	OA life h/i10/cites	S2 2012-25 h/i10/cites	S2 life h/i10/cites
Sylaiou Stella	Asst.	22	39	1726	77	1/4/43/332	49.5	77	1726	1/5/54/382	49.5	27/54/3570	H	18/30/1024	19/37/1513	16/27/882	20/38/1958
Evangelidis Konstantinos	Prof.	10	11	645	33	2/27/137/875	126.9	33	645	2/21/110/763	131.6	10/11/680	H	9/7/392	9/7/396	2/0/6	2/0/6
Ntouros Konstantinos	Asst.	8	5	395	23	3/29/155/958	154.2	23	395	3/27/141/902	157.6	9/8/716	H	6/4/244	7/4/254	5/4/232	6/4/241
Natsiopoulos Dimitrios	Asst.	7	4	160	54	4/34/163/994	136.0	54	160	5/40/175/1054	139.5	7/4/161	L	8/6/283	8/6/283	7/7/326	7/7/326
Papatheodorou Konstantinos	Prof.	6	3	169	24	5/39/169/1037	168.6	24	169	4/38/172/1046	171.8	7/3/181	H	3/2/82	3/2/85	12/15/484	25/48/2521
Roustanis Themistoklis	Asst.	5	3	69	21	6/42/182/1094	180.7	21	69	6/45/189/1141	183.0	6/3/84	M	4/1/35	4/1/35	4/1/42	4/1/49
Tzanou Eleni	Assoc.	4	1	52	26	7/46/188/1131	178.0	26	52	7/47/192/1157	180.0	4/1/52	H	1/0/6	1/0/6	1/1/19	1/1/19
Kariotou Glykeria	Lect.	0	0	0	0	8/54/202/1218	203.0	0	0	8/54/202/1218	203.7	2/1/29	H			0/0/0	0/0/0

Civil Engineering (NTUA) - CIV - 41 matched of 41 TRS

Member	Grade	A: h	A: i10	A: cites	A: pubs	A: rank h d/u/a/all	A: comp.	B: P_i	B: C_i	B: rank C d/u/a/all	B: comp.	GS profile h/i10/cites	Conf.	OA 2012-25 h/i10/cites	OA life h/i10/cites	S2 2012-25 h/i10/cites	S2 life h/i10/cites
Yannis George	Prof.	59	212	19159	629	1/4/1/9	1.0	629	19159	1/3/1/7	1.0	65/260/22207	H	48/161/8055	51/197/9805	0/0/0	0/0/0
Vlahogianni Eleni	Prof.	44	106	8326	222	2/12/2/42	2.5	222	8326	2/10/2/33	2.9	50/130/12376	H	36/82/5472	44/99/8380	36/83/5241	41/101/8273
Vamvatsikos Dimitrios	Assoc.	42	100	6179	243	3/14/3/52	2.9	243	6179	4/21/5/72	3.2	49/129/17918	H	34/81/4337	42/97/11042	1/0/5	1/0/5
Sextos Anastasios	Assoc.	39	97	4905	219	4/17/5/67	5.9	219	4905	6/26/7/100	6.3	44/126/7246	H	34/75/3475	38/94/4952	2/1/23	2/1/23
Makropoulos Christos	Prof.	38	100	6356	212	5/19/7/76	5.6	212	6356	3/18/4/67	5.1	48/151/9863	H	31/80/3040	39/117/5547	30/78/3065	38/110/5033
Lagaros Nikolaos	Prof.	35	101	4474	240	6/26/8/92	5.3	240	4474	7/31/9/118	3.2	57/165/10410	H	0/0/0	0/0/0	29/73/2754	45/129/6887
Papaioannou Iason	Asst.	34	76	5648	189	7/30/9/101	7.7	189	5648	5/23/6/82	9.3	34/78/5763	H	28/62/3926	28/62/3942		
Vassiliou Michalis	Asst.	34	65	4274	172	7/30/9/101	9.9	172	4274	9/34/11/129	12.2	35/68/4538	H	30/50/2742	31/55/3157	32/65/3371	46/121/10161
Gkiotsalitis Konstantinos	Asst.	34	70	3579	149	7/30/9/101	12.9	149	3579	10/46/18/164	17.9	34/70/3581	H	27/54/2325	27/54/2325	7/6/171	7/6/172
Malamis Symeon	Assoc.	27	57	4472	121	10/53/20/186	15.9	121	4472	8/32/10/119	15.5	35/73/6062	L	1/0/1	1/0/1	24/47/3063	34/62/4156
Efstratiadis Andreas	Asst.	26	47	2518	156	11/58/22/203	19.8	156	2518	13/64/34/259	18.5	35/72/4762	H	21/38/1645	30/56/3092	21/36/1484	29/54/2976
Papadopoulos Vissarion	Prof.	25	47	2139	154	12/62/27/232	22.5	154	2139	16/75/40/300	19.7	35/68/4066	H	22/30/1523	31/52/2954		
Sapountzakis Evangelos	Prof.	25	57	2090	112	12/62/27/232	33.2	112	2090	18/80/42/311	24.1	36/121/4295	H	1/0/4	1/0/4	22/44/1504	32/101/3297
Fragiadakis Michalis	Assoc.	24	41	2150	137	14/69/35/265	28.1	137	2150	15/74/39/298	24.2	34/63/4572	H	23/33/1546	30/51/2994	21/31/1421	29/48/2908
Nikos Mamasis	Prof.	24	49	2125	144	14/69/35/265	27.6	144	2125	17/78/41/306	27.6	29/64/3382	H	5/0/49	5/0/49		
Plati Christina	Prof.	24	49	2085	119	14/69/35/265	34.3	119	2085	19/81/43/313	36.5	27/61/2713	H	21/41/1502	23/50/1964	20/42/1455	22/51/1933
Marinos Vassilis	Assoc.	23	36	1664	103	17/81/39/299	44.2	103	1664	21/94/58/401	44.6	28/51/3608	H	19/28/1098	21/36/2067	14/22/664	14/23/794
Mamais Daniil	Prof.	23	39	2644	70	17/81/39/299	39.9	70	2644	12/62/29/248	24.8	36/72/5519	L			21/37/1848	32/66/3810
Gerolimos Nikolaos	Assoc.	22	33	1679	95	19/87/43/332	46.8	95	1679	20/91/57/395	26.7	36/58/4769	H				
Baltas Evangelos	Prof.	22	58	2232	135	19/87/43/332	30.9	135	2232	14/72/38/285	28.8	30/92/4551	H	20/31/1386	25/48/2647	19/36/1363	23/53/2631
Triantafyllou Savvas	Asst.	20	26	1230	68	21/94/54/397	66.4	68	1230	23/112/77/525	73.9	20/28/1305	H	17/21/942	19/25/1029		

Member	Grade	A: h	A: i10	A: cites	A: pubs	A: rank h d/u/a/all	A: comp.	B: P_i	B: C_i	B: rank C d/u/a/all	B: comp.	GS profile h/i10/cites	Conf.	OA 2012-25 h/i10/cites	OA life h/i10/cites	S2 2012-25 h/i10/cites	S2 life h/i10/cites
Lampropoulos Andreas	Asst.	19	27	2927	91	22/105/60/445	37.0	91	2927	11/59/24/217	37.1	21/30/3054	H	18/27/2336	19/30/2430	2/0/8	2/0/8
Badogiannis Efstratios	Prof.	18	21	1263	47	23/114/66/483	79.5	47	1263	22/108/76/512	72.4	24/31/4039	H	16/18/973	23/27/2717	16/19/933	23/28/2641
Marinelli Marina	Asst.	18	24	928	46	23/114/66/483	85.1	46	928	27/140/93/646	96.1	18/24/933	H	14/18/598	14/18/600	28/62/2341	38/158/5432
Tsoukala Vasiliki	Prof.	17	29	1041	91	25/122/74/534	62.5	91	1041	25/131/85/589	65.8	18/33/1251	L	13/18/587	14/21/760	7/7/239	8/8/263
Dermatas Dimitrios	Prof.	17	25	1220	59	25/122/74/534	78.5	59	1220	24/113/78/526	25.9	38/78/6798	H	0/0/0	0/0/0		
Papadimitriou Achilleas	Prof.	16	21	988	57	27/134/86/588	88.9	57	988	26/136/88/614	63.7	28/55/4251	H	15/18/746	24/39/2699	1/0/5	1/0/6
Chondros Michael	Asst.	11	11	371	41	28/170/129/825	130.9	41	371	28/174/145/918	136.9	11/12/388	H	9/8/243	9/9/255	0/0/0	0/0/0
Mavromatis Stergios	Assoc.	9	7	282	71	29/180/146/919	102.7	71	282	30/183/154/966	104.1	10/10/341	H	5/2/94	9/8/371	11/12/679	16/23/1120
Zeris Christos	Prof.	9	8	260	30	29/180/146/919	151.8	30	260	31/185/158/984	136.4	16/25/1281	H	8/7/161	11/16/663	6/3/126	11/12/659
Stavropoulou Eleni	Asst.	8	8	302	31	31/185/155/958	151.6	31	302	29/180/153/955	156.6	8/8/308	H	9/9/289	10/10/361	6/6/192	7/7/257
Papakonstantis Ilias	Asst.	7	7	200	19	32/186/163/994	167.4	19	200	32/191/163/1019	154.5	13/15/715	H	7/5/140	9/9/428	7/5/131	9/9/411
Thanopoulos Pavlos	Asst.	7	4	163	24	32/186/163/994	167.2	24	163	33/193/174/1051	168.2	9/9/517	H	6/3/115	7/5/307	2/0/5	2/0/11
Armeni Aggeliki	Asst.	6	4	135	19	34/194/169/1037	174.9	19	135	34/197/179/1076	181.5	6/4/137	H	0/0/0	1/0/1	5/3/83	5/3/84

Rural, Surveying & Geoinformatics Eng. (NTUA) - CIV - 13 matched of 17 TRS

Member	Grade	A: h	A: i10	A: cites	A: pubs	A: rank h d/u/a/all	A: comp.	B: P_i	B: C_i	B: rank C d/u/a/all	B: comp.	GS profile h/i10/cites	Conf.	OA 2012-25 h/i10/cites	OA life h/i10/cites	S2 2012-25 h/i10/cites	S2 life h/i10/cites
Kepaptsoglou Konstantinos	Prof.	33	79	3657	161	1/33/12/107	13.1	161	3657	1/45/16/158	13.1	37/101/5692	H	25/61/2475	30/79/3796	7/5/152	7/5/154
Stratigea Anastasia	Prof.	25	51	2246	100	2/62/27/232	33.9	100	2246	2/71/37/282	41.5	26/61/2532	H	19/37/1333	19/42/1434	0/0/0	0/0/0
Mitropoulos Labros	Asst.	20	29	1611	74	3/94/54/397	57.5	74	1611	3/97/60/412	63.2	20/29/1630	L			1/0/8	3/1/23
Kourtis Ioannis	Asst.	17	19	1125	45	4/122/74/534	85.6	45	1125	4/125/81/560	96.4	17/20/1135	H	15/16/803	15/16/810	1/0/6	1/0/6
Spyropoulou Ioanna	Prof.	12	19	510	51	5/167/109/770	112.6	51	510	6/166/129/837	113.0	16/26/1029	H	12/15/361	14/20/715	11/13/360	15/18/751
Nalbantis Ioannis	Prof.	12	13	860	30	5/167/109/770	115.1	30	860	5/143/97/668	97.5	20/29/3256	H	11/11/637	17/20/1960	11/12/656	19/23/2102

Civil Engineering (UPatras) - CIV - 22 matched of 24 TRS

Member	Grade	A: h	A: i10	A: cites	A: pubs	A: rank h d/u/a/all	A: comp.	B: P_i	B: C_i	B: rank C d/u/a/all	B: comp.	GS profile h/i10/cites	Conf.	OA 2012-25 h/i10/cites	OA life h/i10/cites	S2 2012-25 h/i10/cites	S2 life h/i10/cites
Pappas Christoforos	Asst.	31	38	3462	105	1/19/14/134	20.6	105	3462	1/19/21/173	27.7	31/38/3472	H	31/37/3112	31/37/3122	1/0/6	1/0/6
Kontoe Stavroula	Prof.	30	59	2745	145	2/21/15/144	18.6	145	2745	4/31/28/240	21.4	34/67/3461	H	24/47/1596	26/53/2028	25/44/1665	27/50/2103
Karavasilis Theodoros	Prof.	30	44	3005	98	2/21/15/144	22.4	98	3005	2/25/23/210	19.9	37/60/4170	H	3/2/150	3/2/153	2/1/37	2/1/39
Langousis Andreas	Prof.	26	39	2893	116	4/30/22/203	25.5	116	2893	3/28/25/220	27.4	33/54/4025	H	24/34/2292	31/48/3237	22/34/2029	28/47/2931
Manariotis Ioannis	Prof.	25	48	2573	124	5/36/27/232	27.4	124	2573	5/34/31/254	28.1	31/59/3276	H	24/45/2152	28/55/2572	24/41/1863	27/51/2308
Ntaikou Ioanna	Asst.	25	41	1765	63	5/36/27/232	43.5	63	1765	8/53/52/372	48.2	30/53/3176	H	22/39/1439	26/48/2475	21/36/1288	26/45/2306
Kotsovinos Panagiotis	Asst.	24	34	1608	77	7/45/35/265	47.0	77	1608	10/58/61/413	55.4	24/34/1608	H	21/25/1063	21/25/1063	20/27/1067	20/27/1072
Iliopoulou Christina	Asst.	23	37	1517	59	8/50/39/299	56.2	59	1517	11/63/63/443	66.2	23/37/1518	H	19/32/1113	19/32/1113	4/3/49	4/3/49
Christoforou Zoi	Assoc.	20	32	1888	80	9/59/54/397	50.4	80	1888	6/46/46/350	52.3	21/37/2343	H	17/23/1224	17/27/1527	15/24/1091	16/27/1401
Zacharias Ierotheos	Prof.	18	26	1619	57	10/66/66/483	70.0	57	1619	9/57/59/411	53.3	29/51/3120	L	16/19/1268	24/44/2305	16/21/1193	25/44/2242
Tsoka Stella	Asst.	17	17	1783	42	11/76/74/534	71.3	42	1783	7/52/50/369	78.6	17/17/1793	H	15/16/1337	15/16/1337	31/58/4145	41/85/6639
Favvata Maria	Asst.	15	18	935	31	12/91/92/628	105.1	31	935	12/87/92/640	100.4	19/25/1556	H	12/12/561	16/19/1071	12/13/568	17/20/1122
Chasiakos Athanasios	Prof.	13	15	643	57	13/100/103/724	101.8	57	643	13/105/111/766	83.0	21/31/1882	H	1/0/1	1/0/1	0/0/0	0/0/0
Dimas Athanasios	Prof.	12	15	429	67	14/106/109/770	101.2	67	429	15/115/137/881	87.3	20/31/1043	H	0/0/0	0/0/0	2/1/14	5/5/134
Perdiou Angeliki	Assoc.	12	12	277	25	14/106/109/770	137.1	25	277	16/121/156/970	141.7	15/18/484	H	0/0/0	0/0/0		
Pelekis Panagiotis	Assoc.	11	11	555	39	16/115/129/825	124.9	39	555	14/110/122/808	121.3	15/24/1570	H	9/8/315	11/14/867	1/0/2	1/0/2
Petropoulou Evgenia	Prof.	5	3	93	16	17/136/182/1094	185.6	16	93	17/135/187/1122	179.7	9/9/247	L	0/0/0	0/0/0	6/4/128	6/4/130
Marathias Petros	Lect.	0	0	0	2	18/148/202/1218	202.3	2	0	18/148/202/1218	203.0	2/0/5	H			0/0/0	0/0/0

Civil Engineering (UTH) - CIV - 15 matched of 20 TRS

Member	Grade	A: h	A: i10	A: cites	A: pubs	A: rank h d/u/a/all	A: comp.	B: P_i	B: C_i	B: rank C d/u/a/all	B: comp.	GS profile h/i10/cites	Conf.	OA 2012-25 h/i10/cites	OA life h/i10/cites	S2 2012-25 h/i10/cites	S2 life h/i10/cites
Chrysi Laspidou	Prof.	30	63	2762	169	1/6/15/144	15.4	169	2762	4/10/27/233	15.0	36/79/5594	H	26/47/1867	29/60/3830		
Athanasios Theofilatos	Asst.	29	43	3520	91	2/8/19/161	23.4	91	3520	1/4/19/167	28.9	29/43/3523	H	27/38/2510	27/38/2511		
Grigorios Tsinidis	Assoc.	25	35	3403	63	3/9/27/232	31.5	63	3403	3/7/22/180	38.4	26/36/3475	H	23/31/2699	23/31/2699		
Labros Koutas	Assoc.	20	25	3475	43	4/17/54/397	38.8	43	3475	2/5/20/172	41.2	20/26/3487	H				
Nikitas Mylopoulos	Prof.	17	31	898	65	5/25/74/534	81.0	65	898	7/32/95/656	84.0	19/43/1441	H	14/17/549	16/23/881		
Labros Vasileiadis	Asst.	15	20	1706	70	6/30/92/628	68.4	70	1706	5/15/56/389	51.7	28/39/3918	L				

Member	Grade	A: h	A: i10	A: cites	A: pubs	A: rank h d/u/a/all	A: comp.	B: P_i	B: C_i	B: rank C d/u/a/all	B: comp.	GS profile h/i10/cites	Conf.	OA 2012-25 h/i10/cites	OA life h/i10/cites	S2 2012-25 h/i10/cites	S2 life h/i10/cites
Pantelis Kopelias	Assoc.	12	13	1190	32	7/41/109/770	104.2	32	1190	6/28/79/539	108.2	14/18/1376	H	10/11/788	11/14/908	0/0/0	0/0/0
Aimilios Komodromos	Prof.	10	11	489	23	8/50/137/875	145.1	23	489	8/44/134/855	122.5	18/21/1231	H				
Vanessa Katsardi	Asst.	8	7	321	33	9/53/155/958	147.3	33	321	9/53/150/946	147.3	10/11/426	H	7/5/194	8/7/259		
Dafni Pantousa	Asst.	8	6	244	21	9/53/155/958	161.7	21	244	10/59/159/994	165.5	9/7/318	H	4/2/65	5/3/114		
Evripidis Mystakidis	Prof.	7	4	167	43	11/56/163/994	144.5	43	167	11/63/173/1047	123.7	17/35/1341	H				
Dimitrios Sofianopoulos	Prof.	7	4	143	25	11/56/163/994	166.0	25	143	12/65/177/1069	158.1	12/17/1344	H	0/0/0	0/0/0		
Olybia Panagouli	Assoc.	5	5	97	18	13/65/182/1094	182.6	18	97	13/69/186/1117	161.6	13/21/695	H				
Polyxeni Kallioglou	Lect.	1	1	28	3	14/81/201/1199	199.3	3	28	14/77/195/1175	191.5	7/7/322	H				

Civil Engineering (UniWA) - CIV - 19 matched of 21 TRS

Member	Grade	A: h	A: i10	A: cites	A: pubs	A: rank h d/u/a/all	A: comp.	B: P_i	B: C_i	B: rank C d/u/a/all	B: comp.	GS profile h/i10/cites	Conf.	OA 2012-25 h/i10/cites	OA life h/i10/cites	S2 2012-25 h/i10/cites	S2 life h/i10/cites
Mavrouli Olga	Asst.	25	35	3949	86	1/9/27/232	22.3	86	3949	1/7/13/144	24.8	27/41/4271	H	21/32/2917	23/35/3105	23/29/2810	26/32/3000
Pnevmatikos Nikolaos	Prof.	15	20	803	52	2/45/92/628	97.8	52	803	4/57/101/692	93.8	19/25/1018	H	14/17/591	16/21/735	16/21/654	17/25/791
Milioti Christina	Asst.	14	19	825	38	3/50/95/672	105.6	38	825	3/55/100/684	113.9	15/21/948	H	12/14/554	13/16/626	12/15/484	13/17/558
Charalabakis Aristotelis	Asst.	13	16	575	28	4/55/103/724	120.7	28	575	6/66/115/794	114.2	18/25/1364	H				
Tyrinopoulos Ioannis	Prof.	12	15	678	29	5/60/109/770	119.1	29	678	5/61/105/746	126.8	13/19/1762	H	1/1/29	1/1/29	10/10/414	12/13/1068
Repapis Konstantinos	Prof.	12	13	918	25	5/60/109/770	114.9	25	918	2/48/94/651	122.1	13/17/1147	L	17/30/1173	24/48/2180	11/15/347	21/35/1362
Tousi Evgenia	Asst.	8	8	201	42	7/89/155/958	141.7	42	201	8/103/162/1018	146.1	8/8/204	L	6/4/105	6/4/106	6/3/104	6/3/106
Vryzidis Isaak	Prof.	7	5	170	19	8/97/163/994	169.8	19	170	9/109/170/1044	175.2	7/5/170	H	5/3/112	5/3/112	5/3/105	5/3/105
Bloutsos Aristeidis	Asst.	5	3	226	56	9/114/182/1094	135.6	56	226	7/100/161/1006	135.0	7/4/290	H	4/3/188	9/9/345	5/3/159	8/7/302
Varelidis Georgios	Prof.	4	4	92	4	10/120/188/1131	192.1	4	92	10/120/188/1124	194.5	4/4/92	H	0/0/0	0/0/0	6/4/95	6/4/95
Kerpelis Ploutarchos	Assoc.	3	0	26	22	11/127/192/1156	186.3	22	26	11/132/198/1182	187.2	4/1/101	H	1/0/1	1/0/1	3/0/18	4/1/77
Kourniatis Nikolaos	Assoc.	3	0	16	20	11/127/192/1156	188.8	20	16	13/137/200/1194	191.0	3/0/16	L	1/0/4	1/0/4	1/0/4	1/0/4
Belokas Georgios	Asst.	3	0	24	13	11/127/192/1156	196.0	13	24	12/133/199/1184	194.9	6/3/127	H	1/0/3	1/1/17	1/0/4	2/2/44
Pappas Alexandros	Assoc.	2	0	4	6	14/137/199/1183	200.0	6	4	14/141/201/1208	200.0	3/2/66	H	3/2/148	8/8/361	0/0/0	2/2/22

Surveying & Geoinformatics Eng. (UniWA) - CIV - 18 matched of 19 TRS

Member	Grade	A: h	A: i10	A: cites	A: pubs	A: rank h d/u/a/all	A: comp.	B: P_i	B: C_i	B: rank C d/u/a/all	B: comp.	GS profile h/i10/cites	Conf.	OA 2012-25 h/i10/cites	OA life h/i10/cites	S2 2012-25 h/i10/cites	S2 life h/i10/cites
Kalogeropoulos Kleomenis	Asst.	19	34	1124	136	1/30/60/445	38.0	136	1124	3/41/82/561	40.3	19/36/1164	H	17/24/818	17/24/820		
Papantoniou Panagiotis	Assoc.	19	29	1407	117	1/30/60/445	46.7	117	1407	2/35/70/472	50.2	19/29/1434	H	17/27/1035	17/31/1139	15/28/1008	15/28/1010
Tsigdinos Stefanos	Asst.	18	25	1438	58	3/38/66/483	73.0	58	1438	1/34/68/465	81.0	18/26/1469	H	16/22/938	16/22/958	16/21/865	16/21/884
Tsatsaris Andreas	Prof.	16	20	790	61	4/43/86/588	89.6	61	790	5/59/102/700	91.0	18/24/962	H	15/17/621	16/19/742	0/0/0	0/0/0
Papatzani Styliani	Asst.	14	17	994	43	5/50/95/672	97.2	43	994	4/45/87/607	105.4	14/17/1001	H	13/16/857	13/16/860		
Feloni Elissavet	Asst.	12	17	659	59	6/60/109/770	98.9	59	659	6/62/108/754	106.4	12/17/668	M	9/7/363	9/7/363	9/8/327	9/8/327
Grammatikopoulos Lazaros	Assoc.	12	13	559	36	6/60/109/770	119.9	36	559	7/67/120/803	111.3	18/28/1112	H	10/11/368	14/18/567	9/9/343	13/16/626
Gianniou Michail	Prof.	10	10	335	35	8/74/137/875	139.8	35	335	8/89/148/938	134.6	14/18/534	H	8/8/251	9/9/308	7/5/201	9/9/365
Kesidis Anastasios	Prof.	9	9	314	32	9/82/146/919	146.9	32	314	9/91/151/948	136.1	15/24/749	H	9/8/237	12/16/457	10/10/313	14/21/633
Oikonomou Emmanouil	Assoc.	8	5	170	40	10/89/155/958	146.1	40	170	12/109/170/1044	144.0	9/9/577	H	7/3/109	9/7/288	5/3/75	5/3/80
Perperidou Dionysia Georgia	Asst.	6	5	180	33	11/103/169/1037	156.6	33	180	10/107/167/1037	159.4	7/5/209	H	3/3/66	4/3/74		
Perperidou Dionysia	Asst.	6	5	180	33	11/103/169/1037	156.6	33	180	10/107/167/1037	159.4	7/5/209	H	3/3/66	4/3/74		
Merlemis Nikolaos	Assoc.	6	3	153	25	11/103/169/1037	167.7	25	153	13/111/176/1060	162.8	10/10/328	H	5/2/105	9/8/241	4/1/60	8/5/176
Pagounis Vasileios	Prof.	5	4	105	24	14/114/182/1094	176.6	24	105	15/118/184/1108	175.6	7/5/190	L	5/2/60	6/2/67	3/0/36	4/1/68
Pantazis Dimos	Prof.	4	2	52	16	15/120/188/1131	189.3	16	52	16/129/192/1157	183.6	8/6/283	H	3/1/38	4/1/60	1/1/15	8/7/221
Katsios Ioannis	Prof.	3	3	140	14	16/127/192/1156	188.3	14	140	14/112/178/1073	189.0	5/5/278	H	3/3/82	3/3/83	3/3/69	3/3/72
Iliodromitis Athanasios	Assoc.	3	0	27	18	16/127/192/1156	189.4	18	27	17/131/197/1178	191.6	3/0/34	H	2/0/13	2/0/14	2/0/15	2/0/15

Civil Engineering (UoP) - CIV - 7 matched of 12 TRS

Member	Grade	A: h	A: i10	A: cites	A: pubs	A: rank h d/u/a/all	A: comp.	B: P_i	B: C_i	B: rank C d/u/a/all	B: comp.	GS profile h/i10/cites	Conf.	OA 2012-25 h/i10/cites	OA life h/i10/cites	S2 2012-25 h/i10/cites	S2 life h/i10/cites
KARAFAGKA STELLA	n/s	12	14	557	37	1/4/109/770	119.1	37	557	1/7/121/804	130.1	12/14/557	M	12/12/394	12/12/394		
FOURNIOTIS NIKOLAOS	n/s	9	8	271	63	2/9/146/919	115.9	63	271	3/10/157/976	117.7	10/11/369	H	6/6/164	8/8/230	6/5/167	8/7/233
GEORGOULI KONSTANTINA	n/s	9	9	278	24	2/9/146/919	154.9	24	278	2/9/155/968	158.2	10/10/299	H	8/8/208	9/9/223	9/8/226	13/14/497

Mechanical Engineering (AUTH) - MECH - 28 matched of 29 TRS

Member	Grade	A: h	A: i10	A: cites	A: pubs	A: rank h d/u/a/all	A: comp.	B: P_i	B: C_i	B: rank C d/u/a/all	B: comp.	GS profile h/i10/cites	Conf.	OA 2012-25 h/i10/cites	OA life h/i10/cites	S2 2012-25 h/i10/cites	S2 life h/i10/cites
Papadopoulos Agis	Prof.	45	99	6798	209	1/3/9/36	10.8	209	6798	2/8/12/61	10.8	54/146/12020	H	38/82/5172	47/119/8511	7/3/139	7/3/139
Ntziachristos Leonidas	Prof.	44	107	7397	217	2/4/10/42	9.3	217	7397	1/5/9/51	7.1	68/191/15697	H	0/0/0	0/0/0	1/1/139	2/1/142
Seferlis Panagiotis	Prof.	38	97	4240	207	3/9/16/76	15.8	207	4240	4/15/20/132	17.0	43/123/6536	L	33/74/3090	37/92/4401	32/79/3229	38/102/4819
Michailidis Nikolaos	Prof.	34	103	4631	183	4/13/19/101	18.7	183	4631	3/12/18/112	18.3	44/164/8176	H	28/93/3703	39/146/6255	3/2/48	3/2/48
Vlachos Dimitrios	Prof.	27	43	3330	95	5/24/28/186	30.2	95	3330	5/22/26/185	29.9	38/72/7250	H	21/32/1926	31/56/4515	3/3/55	4/3/59
Karatzas Konstantinos	Prof.	25	49	2958	159	6/34/33/232	27.2	159	2958	6/28/31/213	28.3	34/97/5515	H	1/0/11	2/1/28	20/34/1887	38/92/6040
Kalfas Anestis	Prof.	22	55	1744	185	7/43/40/332	30.0	185	1744	10/56/51/378	30.0	33/92/3665	H	17/31/1099	26/62/2252	15/27/894	26/56/2086
Yakinthos Kyriakos	Prof.	22	45	1993	112	7/43/40/332	38.6	112	1993	9/45/43/328	40.8	28/66/2980	L	2/1/35	2/1/35	18/32/1182	23/46/1851
Vlachokostas Christos	Prof.	20	29	2286	63	9/56/52/397	47.7	63	2286	7/36/35/278	49.2	25/36/4062	L	21/28/1960	32/46/4266	21/31/1853	31/47/3909
Tapoglou Nikolaos	Asst.	19	28	1047	45	10/62/58/445	73.4	45	1047	16/85/79/586	86.0	20/31/1101	H	16/24/744	16/25/772	15/19/613	15/21/645
Diamantis Vasileios	Assoc.	18	33	1127	81	11/69/65/483	60.5	81	1127	15/82/75/559	63.8	22/46/2155	H	17/29/898	19/35/1470	16/26/781	18/33/1453
Bechtsis Dimitrios	Assoc.	18	22	1997	53	11/69/65/483	57.1	53	1997	8/44/42/326	62.9	19/23/2034	H	15/19/1321	16/20/1343	14/16/1088	14/16/1092
Giagkopoulos Dimitrios	Prof.	17	24	1313	78	13/73/73/534	60.6	78	1313	12/75/65/500	64.8	19/27/1446	H			1/1/13	1/1/13
Panagiotou Periklis	Asst.	16	22	1318	51	14/82/79/588	73.0	51	1318	11/74/64/499	81.3	16/22/1318	H	2/1/28	2/1/28		
Panaras Georgios	Assoc.	15	21	1219	51	15/89/87/628	77.7	51	1219	14/78/70/527	83.4	17/28/1677	H	13/15/858	17/22/1253	7/6/432	7/6/432
Sarafidis Charalabos	Assoc.	15	20	754	47	15/89/87/628	91.1	47	754	17/96/98/711	97.4	18/26/1026	H	14/18/656	18/24/875	12/17/492	17/23/702
Stergioudi Fani	Assoc.	14	21	514	55	17/94/95/672	91.3	55	514	20/115/121/835	91.3	19/31/1111	H	12/19/543	17/30/1022		
Michailidou Alexandra	Asst.	14	18	1290	33	17/94/95/672	88.0	33	1290	13/76/66/504	96.2	14/18/1291	H	12/13/775	13/15/856	12/14/744	12/14/752
Natsiavas Sotirios	Prof.	13	15	573	49	19/101/104/724	99.4	49	573	19/106/112/795	56.8	36/69/4303	H	11/13/375	30/57/2852	12/12/413	30/56/2933
Koltsakis Grigorios	Prof.	12	14	677	50	20/105/111/770	98.3	50	677	18/100/104/747	57.9	35/85/4706	H	11/13/462	30/77/3423	3/1/27	3/1/27
Georgiadis Georgios	Asst.	9	9	485	18	21/127/135/919	136.2	18	485	21/119/125/858	143.2	9/9/485	H	1/0/6	4/3/132	26/47/2321	27/50/2393
Panagiotidou Sofia	Assoc.	9	9	424	11	21/127/135/919	141.5	11	424	22/123/130/887	134.7	16/17/1098	H	8/7/267	13/14/698	9/9/358	14/16/829
Rothos Vasileios	Prof.	7	4	162	25	23/135/150/994	147.4	25	162	24/140/162/1052	135.3	16/28/1011	H	0/0/0	0/0/0	1/0/7	1/0/7
Tagaras Georgios	Prof.	6	6	271	9	24/138/161/1037	158.6	9	271	23/133/148/976	69.7	35/48/4844	H	6/5/202	33/46/3229	5/5/197	33/46/3518

Production & Management Engineering (DUTH) - MECH - 14 matched of 16 TRS

Member	Grade	A: h	A: i10	A: cites	A: pubs	A: rank h d/u/a/all	A: comp.	B: P_i	B: C_i	B: rank C d/u/a/all	B: comp.	GS profile h/i10/cites	Conf.	OA 2012-25 h/i10/cites	OA life h/i10/cites	S2 2012-25 h/i10/cites	S2 life h/i10/cites
Gasteratos Antonios	Prof.	44	143	7520	269	1/1/10/42	7.1	269	7520	1/1/8/45	7.6	49/192/10134	H	36/118/5502	40/156/7255	36/111/5082	40/154/6958
Chatzoglou Prodromos	Prof.	32	57	5601	95	2/6/20/120	20.5	95	5601	2/3/14/83	18.9	46/92/8981	H	26/40/2815	34/68/4611	24/38/2640	35/67/4665
Amanatiadis Angelos	Assoc.	22	37	1929	73	3/11/40/332	45.9	73	1929	4/11/45/338	50.3	27/54/2676	H	17/24/1344	22/39/1902	17/28/1241	22/44/1829
Fotiadis Thomas	Prof.	21	29	2759	82	4/14/44/361	39.6	82	2759	3/7/32/236	46.2	21/33/2864	H	16/20/1558	16/20/1572	3/0/17	3/0/17
Koulinas Georgios	Asst.	21	28	1564	35	4/14/44/361	61.1	35	1564	6/18/57/429	73.7	23/31/1707	H	17/23/1115	19/27/1252	18/24/1082	19/26/1143
Anagnostopoulos Argyrios	Asst.	19	23	949	40	6/22/58/445	77.8	40	949	10/37/87/630	94.3	19/23/949	H			1/0/3	1/0/3
Symeonidis Symeon	Asst.	17	22	1267	51	7/29/73/534	72.8	51	1267	7/24/68/510	82.5	17/22/1268	H	14/19/770	14/19/771	15/19/887	15/19/887
Vavatsikos Athanasios	Assoc.	17	17	1188	32	7/29/73/534	83.7	32	1188	8/25/72/540	95.2	18/21/1473	H	13/16/808	15/19/942	13/17/787	16/20/930
Xanthopoulos Alexandros	Assoc.	16	25	716	40	9/33/79/588	92.4	40	716	11/40/100/723	104.7	17/27/926	H	14/17/488	15/19/618	6/2/78	6/2/86
Botsaris Pantelis	Prof.	16	21	983	44	9/33/79/588	85.2	44	983	9/32/84/616	87.1	21/36/1443	H	14/16/678	15/24/907	14/16/645	17/25/911
Vlachostergios Zinon	Assoc.	13	18	525	53	11/43/104/724	95.9	53	525	12/48/120/831	101.8	15/22/678	H				
Diamantidis Anastasios	Asst.	10	11	1929	18	12/49/125/875	81.4	18	1929	4/11/45/338	80.4	16/18/2578	H	10/10/895	13/16/1183	9/9/795	14/15/1130
Babatsou Christina	Assoc.	10	11	382	24	12/49/125/875	130.5	24	382	13/52/132/906	136.5	12/14/454	H	0/0/0	1/0/1	0/0/0	1/0/7
Karakatsanis Theoklitos	Assoc.	9	9	159	21	14/53/135/919	147.5	21	159	14/58/163/1057	148.2	13/18/670	H	7/5/93	7/5/93	7/6/102	11/15/452

Mechanical Engineering (HMU) - MECH - 5 matched of 12 TRS

Member	Grade	A: h	A: i10	A: cites	A: pubs	A: rank h d/u/a/all	A: comp.	B: P_i	B: C_i	B: rank C d/u/a/all	B: comp.	GS profile h/i10/cites	Conf.	OA 2012-25 h/i10/cites	OA life h/i10/cites	S2 2012-25 h/i10/cites	S2 life h/i10/cites
Markos Petousis	Assoc.	50	156	7372	215	1/2/6/24	8.2	215	7372	1/4/10/52	10.3	50/161/7570	H	45/142/6243	45/143/6274	1/0/1	1/0/6
Georgios Kavoulakis	Prof.	10	12	365	34	2/27/125/875	124.6	34	365	2/29/134/920	81.3	28/53/2566	H				

Mechanical Engineering (IHU) - MECH - 9 matched of 14 TRS

Member	Grade	A: h	A: i10	A: cites	A: pubs	A: rank h d/u/a/all	A: comp.	B: P_i	B: C_i	B: rank C d/u/a/all	B: comp.	GS profile h/i10/cites	Conf.	OA 2012-25 h/i10/cites	OA life h/i10/cites	S2 2012-25 h/i10/cites	S2 life h/i10/cites
Sagris Dimitrios	Asst.	21	37	1232	68	1/7/44/361	55.4	68	1232	2/10/69/524	69.2	21/39/1585	L	19/29/898	19/31/1103	19/51/1583	19/51/1586
Simoglou Christos	Asst.	18	25	2021	44	2/10/65/483	59.5	44	2021	1/4/41/322	64.8	20/28/2317	M	16/21/1391	17/23/1612	14/20/1278	16/22/1511
Sofialidis Dimitrios	Assoc.	0	0	0	1	3/54/176/1218	176.3	1	0	3/54/176/1218	167.9	10/10/536	H			0/0/0	8/5/339

Aerospace Science & Technology (NKUA) - MECH - 8 matched of 12 TRS

Member	Grade	A: h	A: i10	A: cites	A: pubs	A: rank h d/u/a/all	A: comp.	B: P_i	B: C_i	B: rank C d/u/a/all	B: comp.	GS profile h/i10/cites	Conf.	OA 2012-25 h/i10/cites	OA life h/i10/cites	S2 2012-25 h/i10/cites	S2 life h/i10/cites
Vaios Lappas	Prof.	26	59	2216	115	1/10/30/203	32.5	115	2216	1/16/36/291	31.2	38/107/5215	H	21/43/1292	25/67/2285	1/0/7	1/0/7
Christos Tsigkanos	Asst.	24	42	1623	67	2/17/35/265	47.5	67	1623	2/20/54/410	58.8	24/42/1627	H	19/35/964	19/35/964	0/0/0	0/0/0
Zisis Ioannidis	Asst.	21	52	1526	141	3/18/44/361	37.7	141	1526	3/21/59/442	43.0	22/57/1737	H	20/49/1463	21/53/1609		
Xanthippi Zianni	Prof.	14	18	939	51	4/30/95/672	86.7	51	939	4/30/89/635	78.2	23/37/1579	H	13/16/758	21/32/1233		
Nektarios Kranitis	Prof.	14	18	557	38	4/30/95/672	104.7	38	557	5/36/115/804	86.9	23/37/1752	H				
Stavros Kolios	Asst.	12	12	449	44	6/35/111/770	109.0	44	449	6/38/127/874	114.7	14/14/574	H	11/12/332	13/14/395	0/0/0	0/0/0
Georgios Rekleitis	Asst.	7	5	270	20	7/43/150/994	149.0	20	270	7/42/149/978	151.5	9/8/349	H	6/3/141	7/4/166		

Mechanical Engineering (NTUA) - MECH - 42 matched of 43 TRS

Member	Grade	A: h	A: i10	A: cites	A: pubs	A: rank h d/u/a/all	A: comp.	B: P_i	B: C_i	B: rank C d/u/a/all	B: comp.	GS profile h/i10/cites	Conf.	OA 2012-25 h/i10/cites	OA life h/i10/cites	S2 2012-25 h/i10/cites	S2 life h/i10/cites
Tzivanidis Christos	Prof.	69	168	13854	218	1/3/4/6	4.8	218	13854	1/5/4/12	4.8	70/179/14365	H	65/157/11252	65/168/11637	63/153/10450	63/163/10822
Karellas Sotirios	Prof.	49	117	7883	191	2/8/7/26	8.6	191	7883	2/13/7/43	9.1	55/139/11051	H	42/102/5847	49/121/7905	42/102/5619	48/121/7832
Kakaras Emmanouil	Prof.	44	95	6932	150	3/12/10/42	12.8	150	6932	3/16/11/59	10.0	63/167/15004	H	13/15/1280	13/15/1286	37/77/4799	55/139/10234
Koulouriotis Dimitrios	Prof.	37	81	4648	125	4/21/17/81	19.7	125	4648	4/29/17/110	18.8	48/118/7762	L	31/66/3201	41/100/5226	26/42/2162	30/57/3288
Liarokapis Minas	Assoc.	36	107	4273	191	5/24/18/87	17.6	191	4273	5/35/19/131	20.4	36/109/4368	H	29/84/2899	29/86/2966	28/85/2800	28/87/2872
Markopoulos Angelos	Prof.	30	90	3732	233	6/39/23/144	12.9	233	3732	7/43/22/156	14.0	34/101/4839	H	28/76/2738	32/85/3432	24/68/2408	30/77/3064
Alexopoulos Leonidas	Prof.	29	57	2752	138	7/43/25/161	27.6	138	2752	11/60/33/238	24.1	44/84/7919	H	29/50/2424	42/79/6382	2/1/40	2/1/41
Ponis Stavros	Prof.	28	43	3146	76	8/47/26/174	32.3	76	3146	9/54/29/199	39.1	29/53/3510	H	21/37/1842	23/42/2045	22/33/1613	24/41/1850
Braimakis Konstantinos	Asst.	27	38	3167	70	9/53/28/186	33.8	70	3167	8/52/28/196	41.6	27/38/3171	H	26/36/2431	26/36/2434	5/3/80	5/3/80
Rentizelas Athanasios	Assoc.	26	35	2098	87	10/58/30/203	36.7	87	2098	12/79/39/309	41.6	32/46/3898	H	21/31/1453	27/42/2763	1/0/9	1/0/9
Antoniadis Ioannis	Prof.	24	53	3029	115	11/69/35/265	32.2	115	3029	10/57/30/207	34.2	31/75/5461	H	25/57/2578	32/73/4364	6/5/102	6/5/102
Giakoumis Evangelos	Prof.	23	33	4020	43	12/81/38/299	35.7	43	4020	6/38/21/141	19.0	51/92/11944	H	22/30/3231	46/87/8653		
Manolesos Marinos	Asst.	22	29	1131	64	13/87/40/332	55.0	64	1131	16/124/73/555	68.4	23/31/1251	H	19/28/825	20/29/871	18/27/781	19/28/824
Riziotis Vasileios	Prof.	20	36	1191	75	14/94/52/397	56.7	75	1191	15/117/71/538	59.9	24/57/2071	H	17/25/797	19/34/1262	16/25/761	18/33/1144
Anagnostopoulos Ioannis	Prof.	19	33	1666	98	15/105/58/445	48.1	98	1666	14/93/53/400	47.1	26/58/4735	H	21/39/1955	27/60/3851	14/22/1365	15/23/2055
Nathanail Dimitrios	Prof.	19	24	1668	47	15/105/58/445	62.9	47	1668	13/92/52/397	67.0	23/32/1913	H	0/0/0	0/0/0	3/2/71	5/4/111
Spitas Vasileios	Prof.	18	30	1116	134	17/114/65/483	45.7	134	1116	17/126/76/566	45.1	24/55/2040	L	14/23/736	19/42/1274	13/18/455	17/36/1006
Chasalevris Athanasios	Assoc.	18	26	1088	68	17/114/65/483	66.2	68	1088	18/129/77/575	70.2	22/32/1613	H	16/22/810	20/27/1122	1/0/6	1/0/6
Koulocheris Dimitrios	Prof.	15	18	805	64	19/140/87/628	78.9	64	805	20/146/94/690	85.7	16/23/1051	H	10/11/458	10/12/541	11/14/493	12/17/600
Kolaitis Dionysios	Asst.	15	20	986	54	19/140/87/628	80.6	54	986	19/137/83/615	85.5	18/35/1451	H	12/14/641	15/23/881	12/14/647	15/23/919
Aretakis Nikolaos	Prof.	15	20	607	49	19/140/87/628	92.6	49	607	23/160/108/779	95.5	19/35/1287	H	11/15/391	17/27/805	10/11/325	16/23/761
Roubedakis Tryfon	Asst.	14	16	658	35	22/147/95/672	103.8	35	658	22/156/105/756	115.4	14/16/667	H				
Mathioudakis Konstantinos	Prof.	13	16	495	44	23/156/104/724	105.7	44	495	25/167/123/849	48.2	40/104/4750	H	13/19/545	31/89/2910	11/15/485	33/87/3138
Bouris Dimitrios	Prof.	13	14	490	39	23/156/104/724	110.3	39	490	26/168/124/854	98.7	22/34/1861	L	17/26/819	23/46/1824	15/20/613	22/38/1654
Kalogeris Ioannis	Asst.	13	15	485	24	23/156/104/724	119.9	24	485	27/170/125/858	132.1	13/15/486	H	12/12/390	12/12/391	1/0/1	1/0/1
Benardos Panorios	Assoc.	12	12	704	50	26/167/111/770	97.4	50	704	21/153/101/730	92.8	19/20/3828	H	11/12/530	15/20/2652	11/12/462	14/20/2682
Manopoulos Christos	Assoc.	10	11	300	40	27/175/125/875	120.7	40	300	29/181/142/957	127.3	11/14/418	H	8/8/234	9/9/314	2/1/14	2/1/14
Tolis Athanasios	Prof.	10	10	324	20	27/175/125/875	137.3	20	324	28/178/141/943	134.4	16/20/1932	H	6/4/123	11/11/1102	8/8/240	13/15/668
Anagnostakis Marios	Prof.	9	8	278	38	29/180/135/919	126.4	38	278	31/184/145/968	106.3	21/29/1455	L			7/5/167	16/21/973
Vosou Kleio	Asst.	7	4	258	57	30/186/150/994	108.0	57	258	32/186/151/985	109.9	8/5/296	H				
Chatzistelios Georgios	Asst.	7	6	291	22	30/186/150/994	144.6	22	291	30/182/143/958	149.2	7/6/291	H	6/4/163	6/4/163	6/3/144	6/3/144
Petropoulos Nikolaos	Assoc.	4	3	573	5	32/201/169/1131	145.4	5	573	24/164/112/795	143.7	7/7/798	M	4/2/121	4/2/121	6/5/485	6/5/488
Rouni Panagiota	Lect.	0	0	0	2	33/206/176/1218	176.0	2	0	33/206/176/1218	176.0	4/4/110	H			1/0/2	3/2/57

Naval Architecture & Marine Eng. (NTUA) - MECH - 14 matched of 23 TRS

Member	Grade	A: h	A: i10	A: cites	A: pubs	A: rank h d/u/a/all	A: comp.	B: P_i	B: C_i	B: rank C d/u/a/all	B: comp.	GS profile h/i10/cites	Conf.	OA 2012-25 h/i10/cites	OA life h/i10/cites	S2 2012-25 h/i10/cites	S2 life h/i10/cites
Georgios Papadakis	Assoc.	28	67	3455	149	1/47/26/174	24.6	149	3455	1/49/24/175	28.4	29/71/3542	M	33/93/4245	33/98/4346	0/0/0	0/0/0
Nikolaos Ventikos	Prof.	20	32	1582	120	2/94/52/397	43.3	120	1582	2/98/56/424	46.6	23/43/2441	H	15/19/969	17/27/1448		
Konstantinos Anyfantis	Assoc.	19	30	1025	75	3/105/58/445	60.8	75	1025	3/133/80/595	69.2	20/33/1134	H	15/19/575	17/25/798		
Christos Papadopoulos	Prof.	19	22	1000	52	3/105/58/445	70.5	52	1000	4/135/81/605	75.7	23/30/1446	H	17/22/728	21/34/1155		
Kostas I. Spyrou	Prof.	16	29	981	88	5/134/79/588	62.9	88	981	5/138/85/617	53.7	28/83/3491	H	11/12/466	19/36/1182		
Dimitrios Konispoliatis	Asst.	15	25	838	82	6/140/87/628	67.8	82	838	6/144/91/673	74.0	15/26/861	H	0/0/0	0/0/0	1/0/2	1/0/2
Labros Kaiktsis	Prof.	13	15	689	36	7/156/104/724	105.5	36	689	7/154/102/737	80.4	26/36/2631	H				
Anna Zervaki	Asst.	11	11	337	41	8/170/117/825	116.8	41	337	8/177/140/937	121.1	14/18/634	H	0/0/0	0/0/0	2/0/10	2/0/10

Mechanical Eng. & Aeronautics (UPatras) - MECH - 27 matched of 29 TRS

Member	Grade	A: h	A: i10	A: cites	A: pubs	A: rank h d/u/a/all	A: comp.	B: P_i	B: C_i	B: rank C d/u/a/all	B: comp.	GS profile h/i10/cites	Conf.	OA 2012-25 h/i10/cites	OA life h/i10/cites	S2 2012-25 h/i10/cites	S2 life h/i10/cites
Mourtzis Dimitrios	Prof.	76	233	22811	327	1/1/3/5	1.6	327	22811	1/1/1/4	1.6	81/271/26088	L	61/201/15278	65/228/17322	6/6/479	6/6/483
Makris Sotirios	Assoc.	59	158	12204	260	2/2/5/9	5.3	260	12204	2/3/5/15	5.9	62/178/13769	H	8/8/184	10/11/268	2/2/50	2/2/50
Michalos Georgios	Asst.	47	94	6344	131	3/7/8/27	12.6	131	6344	4/11/13/68	14.7	50/102/7881	H	39/81/4434	42/90/5537	38/81/4227	40/87/5203
Nikolakopoulos Georgios	Prof.	42	178	8992	410	4/9/13/52	2.4	410	8992	3/8/6/30	2.4	50/209/11237	H	36/130/5913	40/156/7185	1/1/26	2/2/208
Loutas Theodoros	Prof.	32	59	3215	109	5/17/20/120	25.9	109	3215	6/23/27/190	28.8	39/76/4846	H	27/49/2266	33/66/3399	29/51/2333	33/68/3532
Tserpes Konstantinos	Prof.	31	72	3505	156	6/19/22/134	22.3	156	3505	5/18/23/168	22.7	40/94/6585	H	0/0/0	0/0/0	4/2/48	4/2/49
Polatidis Evthymios	Asst.	26	48	2378	74	7/30/30/203	36.8	74	2378	7/39/34/270	44.9	26/50/2499	L	24/44/2033	24/47/2123	1/1/24	1/1/24
Polyzos Dimosthenis	Prof.	25	51	2087	101	8/36/33/232	36.4	101	2087	9/43/40/312	30.8	41/110/6098	L	13/14/657	32/57/3503	18/32/1264	37/89/4660
Sakellarios Antonios	Asst.	24	56	2109	202	9/45/35/265	23.8	202	2109	8/42/38/307	26.1	25/60/2250	L	23/45/1665	24/46/1705	6/5/170	6/5/170
Nikolakopoulos Pantelis	Prof.	21	43	1278	121	10/56/44/361	42.3	121	1278	11/71/67/508	43.4	28/60/2912	H	17/31/862	22/46/1821		
Soulioti Emmanouil	Assoc.	21	31	1882	51	10/56/44/361	52.8	51	1882	10/47/47/352	46.6	35/57/4701	H	19/28/1375	29/47/3075	18/26/1181	28/46/2940
Sakellariou Ioannis	Assoc.	17	31	1068	105	12/76/73/534	55.3	105	1068	12/77/78/581	52.6	24/47/2841	H	0/0/0	2/1/55	9/9/224	12/15/456
Filippatos Angelos	Asst.	16	24	801	98	13/84/79/588	60.6	98	801	13/97/95/694	66.2	16/25/824	H	15/20/630	15/20/631	13/20/551	13/20/561
Malefaki Sonia	Assoc.	14	22	798	59	14/94/95/672	83.6	59	798	14/98/96/695	86.5	18/29/1389	H	11/13/511	13/20/863	12/14/494	13/20/758
Gkortsas Theodoros	Asst.	14	22	576	51	14/94/95/672	92.7	51	576	16/109/111/793	101.8	14/22/576	L			0/0/0	0/0/0
Papadopoulos Polykarpos	Assoc.	14	16	608	37	14/94/95/672	103.3	37	608	15/107/107/778	111.1	16/22/794	H	0/0/0	0/0/0		
Romaios Alexandros	Asst.	12	12	378	26	17/106/111/770	123.9	26	378	17/119/133/911	133.3	13/14/432	H	9/9/298	10/10/323	3/2/38	4/2/43
Souflas Konstantinos	Asst.	10	10	236	27	18/118/125/875	133.2	27	236	20/124/152/999	142.5	10/10/239	H	8/7/182	8/7/182	8/6/169	8/6/171
Georgiou Paraskevas	Asst.	9	9	356	33	19/120/135/919	129.5	33	356	18/120/136/928	130.1	13/14/741	H	9/9/277	12/13/552	8/8/239	12/12/545
Filippidis Theodoros	Assoc.	9	6	261	22	19/120/135/919	141.7	22	261	19/122/150/983	59.1	38/72/4935	H	4/2/100	4/3/133	1/0/2	1/0/2
Vouros Andreas	Asst.	7	7	209	9	21/128/150/994	158.0	9	209	21/126/157/1015	162.2	8/8/241	H	5/4/141	6/6/177	12/16/602	15/19/799
Nikolaou Petros	Asst.	5	4	72	10	22/136/166/1094	167.6	10	72	22/137/172/1139	170.6	5/4/75	H	7/5/236	7/5/236	8/4/373	8/4/374

Mechanical Engineering (UTH) - MECH - 16 matched of 18 TRS

Member	Grade	A: h	A: i10	A: cites	A: pubs	A: rank h d/u/a/all	A: comp.	B: P_i	B: C_i	B: rank C d/u/a/all	B: comp.	GS profile h/i10/cites	Conf.	OA 2012-25 h/i10/cites	OA life h/i10/cites	S2 2012-25 h/i10/cites	S2 life h/i10/cites
Tsiakaras Panagiotis	Prof.	78	225	18007	271	1/1/2/4	2.8	271	18007	1/1/3/8	1.9	97/308/27551	H	69/213/14681	79/276/20504	64/211/12926	75/276/18343
Karamanos Spyros	Prof.	30	67	3451	167	2/6/23/144	22.5	167	3451	2/6/25/176	21.8	42/113/6297	H	27/52/2482	36/84/4344	25/52/2276	36/82/4100
Chaidemenopoulos Grigoris	Prof.	21	38	2164	74	3/16/44/361	43.7	74	2164	3/13/37/296	39.4	35/83/4258	L				
Ritos Konstantinos	Asst.	19	23	1375	45	4/20/58/445	67.6	45	1375	6/25/62/482	79.7	19/23/1353	H	17/21/1109	17/22/1135	17/21/1054	18/22/1083
Abountolas Konstantinos	Prof.	18	23	1831	71	5/23/65/483	55.8	71	1831	4/14/48/361	54.8	24/32/3950	H				
Bouzakis Emmanouil	Assoc.	17	21	1423	41	6/25/73/534	74.8	41	1423	5/22/61/469	70.1	24/35/2095	L	15/18/1107	23/32/1584	15/17/648	22/28/1109
Stamatellos Tasos	Prof.	16	20	680	30	7/28/79/588	98.2	30	680	8/39/103/745	62.2	35/76/4389	H			0/0/0	5/3/56
Lyberopoulos Giorgos	Prof.	15	21	819	73	8/30/87/628	74.2	73	819	7/33/93/686	73.5	21/32/1641	M	14/17/588	16/27/1131	1/0/4	1/0/4
Kermanidis Alexis	Prof.	11	16	530	27	9/44/117/825	120.2	27	530	9/42/118/824	111.4	19/28/1092	H	0/0/0	0/0/0	11/12/454	18/22/860
Kozanidis Giorgos	Prof.	11	11	399	22	9/44/117/825	128.9	22	399	10/47/131/900	124.6	18/22/832	H	9/9/237	14/19/478	10/10/257	15/20/535
Pelekasis Nikos	Prof.	10	12	230	27	11/50/125/875	133.7	27	230	12/60/154/1003	116.9	20/34/1768	H	8/5/151	17/25/1192		
Agoras Michalis	Asst.	7	6	273	9	12/56/150/994	154.5	9	273	11/57/147/973	155.5	10/10/583	H	6/5/186	10/10/432	7/6/197	10/10/450
Papathanasiou Athanasios	Prof.	6	4	136	9	13/61/161/1037	164.6	9	136	13/66/165/1075	168.0	6/4/141	M	26/58/1952	33/92/3457	5/3/147	5/3/153

Member	Grade	A: h	A: i10	A: cites	A: pubs	A: rank h d/u/a/all	A: comp.	B: P_i	B: C_i	B: rank C d/u/a/all	B: comp.	GS profile h/i10/cites	Conf.	OA 2012-25 h/i10/cites	OA life h/i10/cites	S2 2012-25 h/i10/cites	S2 life h/i10/cites
Ziliaskopoulos Thanasis	Prof.	4	2	82	12	14/71/169/1131	166.2	12	82	14/70/170/1132	80.8	33/51/5566	H			3/2/43	24/39/3863

Mechanical Engineering (UniWA) - MECH - 16 matched of 19 TRS

Member	Grade	A: h	A: i10	A: cites	A: pubs	A: rank h d/u/a/all	A: comp.	B: P_i	B: C_i	B: rank C d/u/a/all	B: comp.	GS profile h/i10/cites	Conf.	OA 2012-25 h/i10/cites	OA life h/i10/cites	S2 2012-25 h/i10/cites	S2 life h/i10/cites
Bellos Evangelos	Asst.	84	218	19539	291	1/1/1/3	1.6	291	19539	1/1/2/6	2.2	84/219/19564	H	75/211/16300	75/213/16355	73/221/15677	73/223/15754
Sarris Ioannis	Prof.	42	132	5531	212	2/3/13/52	12.8	212	5531	2/4/15/84	13.9	45/149/6733	H	0/0/0	0/0/0	1/0/6	1/0/7
Proestakis Emmanouil	Asst.	23	34	1947	90	3/12/38/299	41.2	90	1947	3/19/44/336	49.3	23/35/1963	M	21/36/1970	21/36/1970	21/36/1528	21/36/1536
Zafeirakis Dimitrios	Prof.	21	26	1542	56	4/21/44/361	55.3	56	1542	5/31/58/440	62.6	24/29/2601	H	0/0/0	0/0/0	0/0/0	0/0/0
Moustris Konstantinos	Prof.	20	33	1353	87	5/25/52/397	51.9	87	1353	6/36/63/488	53.7	25/44/2381	H	15/27/842	19/35/1455	16/25/857	21/35/1620
Kavvadias Kosmas	Prof.	18	27	1603	59	6/38/65/483	61.9	59	1603	4/28/55/417	53.7	30/57/3802	H			13/13/924	14/14/1000
Kanetaki Zoi	Asst.	15	21	537	34	7/45/87/628	104.4	34	537	9/69/116/817	119.7	15/21/541	L			9/9/222	9/9/223
Savvas Dimitrios	Asst.	14	14	944	22	8/50/95/672	103.5	22	944	7/46/88/634	115.0	14/14/945	H	11/12/663	11/12/663	1/1/35	1/1/35
Psyllaki Pandora	Prof.	11	12	438	28	9/68/117/825	123.2	28	438	10/78/128/877	110.9	20/30/1406	H	9/8/275	17/24/884	9/8/311	17/25/923
Papapostolou Christiana	Asst.	10	10	358	42	10/74/125/875	117.6	42	358	11/85/135/926	122.4	12/13/642	H	8/8/224	11/11/405	8/6/196	11/12/434
Spyropoulos Georgios	Asst.	8	7	795	38	11/89/145/958	112.6	38	795	8/58/97/697	110.9	14/14/1148	H	7/6/179	11/11/400	9/9/545	9/9/545
Pyrgakis Kostas	Asst.	7	5	276	25	12/97/150/994	142.6	25	276	13/94/146/972	147.1	7/5/279	M	1/0/1	1/0/1	7/5/231	7/5/231
Theodorakakos Andreas	Prof.	7	7	355	14	12/97/150/994	147.8	14	355	12/87/137/930	83.7	29/45/3413	H	8/7/270	27/41/2311	9/8/311	27/43/2528

Naval Architecture (UniWA) - MECH - 14 matched of 15 TRS

Member	Grade	A: h	A: i10	A: cites	A: pubs	A: rank h d/u/a/all	A: comp.	B: P_i	B: C_i	B: rank C d/u/a/all	B: comp.	GS profile h/i10/cites	Conf.	OA 2012-25 h/i10/cites	OA life h/i10/cites	S2 2012-25 h/i10/cites	S2 life h/i10/cites
Dragatogiannis Dimitrios	Asst.	20	32	1462	55	1/25/52/397	60.0	55	1462	1/32/60/458	71.5	20/32/1462	H	18/28/1212	18/28/1213	2/0/10	2/0/10
Mazarakos Thomas	Asst.	11	13	431	54	2/68/117/825	100.0	54	431	4/79/129/880	105.5	12/15/502	H	7/4/161	7/4/165	7/5/183	7/5/193
Strantzali Eleni	Asst.	9	9	836	22	3/82/135/919	118.3	22	836	2/54/92/675	123.5	9/9/837	H	7/7/589	7/7/589	8/7/550	8/7/550
Gerostathis Theodoros	Prof.	8	8	505	24	4/89/145/958	133.3	24	505	3/73/122/840	122.7	17/19/943	H	4/2/83	4/2/83	9/8/371	13/16/635
Serris Michail	Asst.	8	8	200	24	4/89/145/958	145.4	24	200	7/104/158/1019	144.7	12/15/351	H	2/1/13	2/1/13	3/2/65	3/2/65
Peppa Sofia	Assoc.	7	7	210	23	6/97/150/994	148.0	23	210	6/102/156/1013	152.8	7/7/220	H	5/4/130	5/4/136	4/2/59	5/2/64
Mitsoudis Dimitrios	Assoc.	6	5	121	10	7/103/161/1037	164.0	10	121	8/115/166/1094	164.3	8/6/216	H	5/4/70	7/6/148	7/5/107	8/7/186
Livanos Georgios	Assoc.	5	4	216	10	8/114/166/1094	161.8	10	216	5/101/155/1010	163.4	6/4/223	H	14/18/950	18/25/1167	1/1/101	4/3/200
Iakovidis Isidoros	Asst.	4	4	90	17	9/120/169/1131	163.0	17	90	9/121/168/1127	156.3	11/12/857	H	5/5/83	6/6/418	2/1/97	13/17/1009
Dimitrellou Sotiria	Assoc.	4	3	87	15	9/120/169/1131	164.1	15	87	10/122/169/1128	164.7	6/5/125	H	3/3/53	3/3/53	1/0/7	3/2/37
Sgouros Nikolaos	Asst.	4	1	60	15	9/120/169/1131	165.3	15	60	11/126/173/1145	159.8	10/10/366	H	0/0/0	0/0/0	4/2/64	14/19/807
Tigkas Ioannis	Asst.	3	0	22	5	12/127/174/1156	173.7	5	22	12/134/174/1185	170.9	7/4/167	L	2/0/9	4/3/68	2/0/6	4/3/87

Mechanical Engineering (UoP) - MECH - 14 matched of 19 TRS

Member	Grade	A: h	A: i10	A: cites	A: pubs	A: rank h d/u/a/all	A: comp.	B: P_i	B: C_i	B: rank C d/u/a/all	B: comp.	GS profile h/i10/cites	Conf.	OA 2012-25 h/i10/cites	OA life h/i10/cites	S2 2012-25 h/i10/cites	S2 life h/i10/cites
Xydis Georgios	n/s	39	84	5394	193	1/1/15/67	15.3	193	5394	1/1/16/85	17.4	40/94/6252	H			31/69/3380	33/77/3894
Giannopoulos Georgios	n/s	20	38	1128	64	2/2/52/397	61.7	64	1128	3/3/74/558	65.5	24/53/2188	H	1/0/5	2/0/11	3/0/20	3/0/21
Kalarakis Alexandros	n/s	16	18	601	34	3/3/79/588	98.5	34	601	5/5/109/781	105.9	19/24/943	H	15/16/468	18/22/763	15/17/434	17/23/670
Apostolou Dimitrios	n/s	12	12	1793	22	4/4/111/770	82.2	22	1793	2/2/49/368	87.0	12/12/1795	H	12/12/1378	12/12/1380	2/0/12	2/0/13
Skouras Evgenios	n/s	12	18	579	37	4/4/111/770	110.0	37	579	6/6/110/790	108.7	18/38/1307	L				
Panagopoulos Georgios	n/s	11	12	721	30	6/7/117/825	111.8	30	721	4/4/99/721	96.4	22/29/3035	H	1/1/17	9/9/696	0/0/0	0/0/0
Giannadakis Athanasios	n/s	10	10	342	23	7/8/125/875	134.0	23	342	7/8/139/936	142.2	11/11/436	H	9/8/268	9/9/316	8/8/229	8/8/230
Diamantakos Ioannis	n/s	9	8	177	15	8/9/135/919	149.5	15	177	9/12/161/1040	152.6	12/12/330	H	7/5/96	10/10/226	1/0/2	4/2/81
Tsirkas Sotirios	n/s	7	7	234	12	9/12/150/994	154.2	12	234	8/11/153/1001	155.3	10/10/953	L	5/5/168	8/8/642	6/5/159	8/8/659
Kalogirou Ioannis	n/s	3	0	16	4	10/13/174/1156	174.7	4	16	10/13/175/1194	175.3	4/0/21	M	1/0/3	2/0/6	1/0/3	3/1/35

Mechanical Engineering (UoWM) - MECH - 19 matched of 20 TRS

Member	Grade	A: h	A: i10	A: cites	A: pubs	A: rank h d/u/a/all	A: comp.	B: P_i	B: C_i	B: rank C d/u/a/all	B: comp.	GS profile h/i10/cites	Conf.	OA 2012-25 h/i10/cites	OA life h/i10/cites	S2 2012-25 h/i10/cites	S2 life h/i10/cites
Theodoulidis Theodoros	Prof.	18	32	960	68	1/16/65/483	68.2	68	960	3/26/86/626	48.5	37/71/3807	H	16/27/640	30/62/2535	0/0/0	0/0/0
Tsamis Alkiviadis	Prof.	17	20	1749	36	2/22/73/534	70.2	36	1749	1/12/50/377	75.9	19/26/1995	H	14/16/1291	16/23/1497		
Kourtzanidis Konstantinos	Asst.	16	18	862	45	3/24/79/588	86.3	45	862	4/28/90/666	98.1	16/18/863	H	14/17/677	14/17/677	14/16/612	14/16/612
Konstantinidis Evstathios	Prof.	13	17	528	49	4/28/104/724	101.2	49	528	8/35/119/829	91.3	22/33/1581	L				
Arailopoulos Alexandros	Asst.	11	11	634	27	5/32/117/825	115.8	27	634	5/31/106/768	124.6	11/11/639	H	9/9/473	9/9/474	8/8/414	8/8/416
Taousanidis Nikolaos	Prof.	11	12	532	35	5/32/117/825	115.6	35	532	7/33/117/821	121.5	13/19/742	L	4/4/123	5/4/136		
Douvartzidis Savvas	Prof.	10	10	993	14	7/37/125/875	113.1	14	993	2/25/82/609	103.3	19/25/2613	H			0/0/0	1/0/3
Maropoulos Stergios	Prof.	9	9	570	26	8/41/135/919	125.7	26	570	6/32/114/799	111.2	19/27/1328	H	6/5/339	15/18/816	7/7/338	16/20/829
Tourlidakis Antonios	Prof.	9	9	284	29	8/41/135/919	133.8	29	284	10/45/144/964	127.7	16/26/807	H	8/7/198	12/15/420	8/6/186	12/13/416
Skodras Giorgos	Prof.	8	8	353	19	10/45/145/958	144.2	19	353	9/43/138/931	92.5	26/42/2667	H			3/3/81	4/4/131
Sapidis Nikolaos	Prof.	8	7	183	26	10/45/145/958	144.0	26	183	12/48/160/1035	106.3	23/41/2742	H	3/3/53	14/19/870	5/4/111	19/32/1562
Tasias Konstantinos	Asst.	7	6	195	12	12/48/150/994	156.2	12	195	11/47/159/1026	161.6	7/6/195	H	8/6/202	8/6/202	7/5/163	7/5/163
Krestou Athina	Asst.	6	3	119	17	13/52/161/1037	160.1	17	119	14/56/167/1096	159.1	9/9/786	H	5/3/88	7/6/440	5/3/75	7/7/485
Gerardis Stefanos	Asst.	6	5	143	12	13/52/161/1037	161.6	12	143	13/51/164/1069	141.5	17/21/917	H	4/3/98	15/20/744	4/3/99	15/17/739
Kapetanopoulou Paraskevi	Asst.	5	2	82	9	15/56/166/1094	168.0	9	82	15/60/170/1132	169.7	6/4/287	H	4/2/44	5/4/180	4/2/38	5/4/175

Chemical Engineering (AUTH) - CHE - 18 matched of 24 TRS

Member	Grade	A: h	A: i10	A: cites	A: pubs	A: rank h d/u/a/all	A: comp.	B: P_i	B: C_i	B: rank C d/u/a/all	B: comp.	GS profile h/i10/cites	Conf.	OA 2012-25 h/i10/cites	OA life h/i10/cites	S2 2012-25 h/i10/cites	S2 life h/i10/cites
Dimosthenis Sarigiannis	Prof.	51	129	7964	444	1/2/4/22	2.2	444	7964	1/2/7/42	2.4	54/161/10198	M	35/76/3810	40/91/5095	0/0/0	2/0/12
Nikolaos Passalis	Asst.	44	121	7511	242	2/4/10/42	7.1	242	7511	2/3/8/46	7.6	44/122/7542	H	35/95/4544	35/95/4548		
Athanasios Konstantopoulos	Prof.	33	75	3170	137	3/14/14/107	15.1	137	3170	4/26/18/195	13.8	51/169/10043	L	3/0/19	3/0/19		
Ioannis Tsivintzelis	Assoc.	26	52	2003	87	4/27/18/203	22.0	87	2003	6/43/27/325	24.2	37/83/4802	H	23/46/1644	35/79/3925		
Konstantinos Kakosimos	Assoc.	24	45	2214	154	5/36/26/265	17.5	154	2214	5/38/24/292	18.2	31/59/3823	H	23/39/1596	28/50/2727		
Athanasios Salifoglou	Prof.	23	49	3818	121	6/38/29/299	19.7	121	3818	3/19/16/147	16.2	43/115/8522	H	22/39/2954	35/85/5401		
Christina Virgiliou	Asst.	20	31	1246	83	7/56/34/397	32.4	83	1246	8/77/43/518	36.5	20/31/1250	H	20/25/1037	20/25/1041		
Dimitrios Christofilos	Prof.	17	25	1394	74	8/73/44/534	37.0	74	1394	7/69/40/477	31.5	35/75/7373	H	0/0/0	0/0/0		
Dimitrios Tsalikis	Asst.	15	19	705	34	9/89/53/628	55.3	34	705	10/98/56/729	57.9	17/24/798	H	14/16/582	15/20/655		
Christos Chatzidoukas	Assoc.	14	20	556	37	10/94/56/672	56.8	37	556	11/109/62/807	56.8	19/28/1002	H	12/14/358	17/23/759	0/0/0	1/0/2
Theodoros Damartzis	Asst.	11	12	782	33	11/115/62/825	58.8	33	782	9/94/55/704	59.7	15/17/2083	H	9/9/344	13/15/1453		
Antigoni Kotali	Prof.	7	5	126	10	12/135/64/994	65.3	10	126	12/145/66/1089	63.1	18/24/736	H	5/3/87	15/22/543		

Chemical Engineering (NTUA) - CHE - 33 matched of 46 TRS

Member	Grade	A: h	A: i10	A: cites	A: pubs	A: rank h d/u/a/all	A: comp.	B: P_i	B: C_i	B: rank C d/u/a/all	B: comp.	GS profile h/i10/cites	Conf.	OA 2012-25 h/i10/cites	OA life h/i10/cites	S2 2012-25 h/i10/cites	S2 life h/i10/cites
C Charitidis	Prof.	47	163	10786	284	1/9/6/27	3.6	284	10786	1/7/3/23	3.8	55/210/13840	H	0/0/0	0/0/0		
G Stefanidis	Prof.	46	87	6011	208	2/10/8/33	8.0	208	6011	4/22/12/76	8.6	52/112/7436	H	0/0/0	0/0/0		
E Topakas	Prof.	46	114	6223	206	2/10/8/33	8.4	206	6223	3/20/11/71	7.5	58/155/9244	H				
G Lyberatos	Prof.	42	109	8131	169	4/14/12/52	7.8	169	8131	2/12/5/38	4.7	73/240/20464	H	3/3/176	21/30/1643	0/0/0	1/1/129
H Sarimveis	Prof.	30	69	3688	129	5/39/16/144	16.7	129	3688	5/44/17/157	9.4	61/145/10290	H				
S Vouyiouka	Prof.	26	37	2046	66	6/58/18/203	24.1	66	2046	10/82/26/319	31.8	29/50/2830	H				
A Vlysidis	Asst.	25	40	3162	57	7/62/22/232	24.2	57	3162	6/53/19/197	29.0	27/48/3751	H				
A Bakolas	Prof.	25	43	2462	72	7/62/22/232	24.8	72	2462	8/67/23/264	23.9	39/82/7905	H				
A Tsakanikas	Prof.	24	33	2508	84	9/69/26/265	23.9	84	2508	7/66/22/261	27.3	26/40/4813	H				
K Beltsios	Prof.	22	40	1545	79	10/87/30/332	31.0	79	1545	12/101/36/438	31.3	31/85/3473	H	19/33/1205	27/70/2554		

Member	Grade	A: h	A: i10	A: cites	A: pubs	A: rank h d/u/a/all	A: comp.	B: P_i	B: C_i	B: rank C d/u/a/all	B: comp.	GS profile h/i10/cites	Conf.	OA 2012-25 h/i10/cites	OA life h/i10/cites	S2 2012-25 h/i10/cites	S2 life h/i10/cites
D Mamma	Asst.	21	33	1459	58	11/91/31/361	35.0	58	1459	14/104/38/460	35.0	31/60/3211	H				
F Tsopelas	Assoc.	20	32	1153	44	12/94/34/397	41.7	44	1153	19/122/46/553	47.0	23/44/1476	H				
S Vakalis	Asst.	20	42	1498	99	12/94/34/397	28.8	99	1498	13/103/37/449	32.1	20/42/1506	H	1/0/2	1/0/2		
M Giannakourou	Assoc.	20	39	1794	62	12/94/34/397	33.3	62	1794	11/89/32/367	35.0	27/58/3931	H				
A Papaderakis	Asst.	20	31	1193	46	12/94/34/397	40.9	46	1193	18/116/45/536	47.7	20/31/1193	H	0/0/0	0/0/0		
A Karantonis	Prof.	18	25	1105	49	16/114/43/483	44.3	49	1105	20/128/47/569	45.6	23/53/1852	H				
A Kokosis	Prof.	17	31	1285	148	17/122/44/534	23.0	148	1285	15/107/41/506	19.0	40/95/5979	H	0/0/0	1/1/20		
G Mavrotas	Assoc.	17	23	2126	37	17/122/44/534	36.8	37	2126	9/77/25/305	26.2	42/66/13167	H	0/0/0	1/0/1		
K Magoulas	Prof.	17	19	1208	20	17/122/44/534	48.9	20	1208	17/115/44/531	36.6	37/67/4537	H	0/0/0	2/0/4		
K Kordatos	Prof.	17	25	967	40	17/122/44/534	48.1	40	967	21/139/49/623	40.5	32/62/5936	H				
G Kakali	Prof.	16	16	888	36	21/134/51/588	52.6	36	888	22/141/51/661	33.3	41/67/7615	H	8/8/426	34/53/4801		
K Lampropoulos	Asst.	15	23	1255	58	22/140/53/628	43.0	58	1255	16/110/42/514	44.1	18/31/1736	H	0/0/0	0/0/0		
N Chronis	Prof.	15	19	602	34	22/140/53/628	56.8	34	602	25/161/61/780	53.4	24/39/5553	H				
F Zannikos	Prof.	14	19	649	51	24/147/56/672	51.2	51	649	24/157/59/761	42.8	30/56/4698	H	11/13/395	22/43/2314		
M Kavousanakis	Assoc.	13	17	791	48	25/156/59/724	51.6	48	791	23/147/54/699	50.8	19/25/1104	H	0/0/0	0/0/0		
M Bouroushian	Assoc.	6	5	247	9	26/194/66/1037	65.6	9	247	26/187/64/992	59.3	21/28/1337	H	6/5/184	18/24/969		
A Papathanasiou	Prof.	4	2	98	19	27/201/67/1131	66.0	19	98	27/200/67/1115	66.0	4/2/99	H	0/0/0	0/0/0		

Chemical Engineering (UPatras) - CHE - 25 matched of 28 TRS

Member	Grade	A: h	A: i10	A: cites	A: pubs	A: rank h d/u/a/all	A: comp.	B: P_i	B: C_i	B: rank C d/u/a/all	B: comp.	GS profile h/i10/cites	Conf.	OA 2012-25 h/i10/cites	OA life h/i10/cites	S2 2012-25 h/i10/cites	S2 life h/i10/cites
Mantzavinos Dionysis	Prof.	58	160	10303	244	1/3/1/11	2.0	244	10303	3/7/4/24	3.0	88/280/27679	L			55/182/9079	78/296/21583
Pandis Spyros	Prof.	54	150	11280	320	2/5/2/16	2.0	320	11280	2/6/2/21	1.5	113/337/81355	H	0/0/0	0/0/0	2/0/9	2/1/43
Kornaros Michalis	Prof.	50	121	11987	174	3/6/5/24	2.3	174	11987	1/4/1/16	2.2	65/162/16600	L	47/117/9870	59/152/12927	1/1/13	6/4/328
Karanikolos Georgios	Prof.	39	87	4962	136	4/12/13/67	14.0	136	4962	5/14/14/97	14.7	43/109/5902	H	37/83/4361	40/102/5065	34/79/3786	38/96/4402
Kyriakou Georgios	Prof.	28	54	5164	83	5/25/17/174	17.1	83	5164	4/13/13/91	19.5	35/73/6531	H	27/50/4625	33/71/5840	6/5/129	6/5/130
Dimakopoulos Ioannis	Prof.	26	62	2523	106	6/30/18/203	19.3	106	2523	7/36/21/257	23.1	30/78/3370	H			1/1/17	1/1/17
Mavrantzas Vlasis	Prof.	26	51	1803	90	6/30/18/203	22.5	90	1803	11/51/31/366	19.4	45/122/7346	H	23/47/1546	43/110/6112	1/1/15	1/1/15
Dasios Konstantinos	Assoc.	25	45	2669	80	8/36/22/232	22.6	80	2669	6/32/20/246	25.8	30/55/3089	H				
Katsaounis Alexandros	Prof.	25	51	1839	79	8/36/22/232	26.2	79	1839	10/50/30/360	26.7	37/84/4373	H	24/43/1479	35/74/3529	23/43/1520	33/74/3314
Manikas Anastasios	Asst.	24	31	1411	48	10/45/26/265	34.6	48	1411	14/65/39/471	42.5	24/34/1517	H	20/29/1164	21/32/1238	19/37/1419	29/79/3262
Goudeli Eirini	Assoc.	21	38	1859	61	11/56/31/361	31.5	61	1859	9/48/29/355	36.1	21/38/1869	H			20/32/1426	20/32/1431
Dimarogkona Maria	Assoc.	20	27	1951	41	12/59/34/397	35.4	41	1951	8/45/28/335	39.8	21/28/2026	H	1/0/2	1/0/2		
Paraskeva Christakis	Prof.	20	30	1604	60	12/59/34/397	34.6	60	1604	13/59/34/415	34.6	30/54/3134	H	19/29/1329	27/49/2435	18/29/1214	26/50/2303
Daskalakis Vangelis	Asst.	20	23	991	57	12/59/34/397	39.5	57	991	15/80/48/612	44.3	23/32/1205	H	18/21/786	20/28/954		
Pasparakis Georgios	Assoc.	19	25	1696	34	15/63/42/445	41.9	34	1696	12/55/33/392	41.2	27/36/3761	H	0/0/0	0/0/0	18/27/1340	26/38/2907
Armaou Antonis	Prof.	17	28	846	101	16/76/44/534	32.6	101	846	17/94/52/670	28.9	32/69/3732	L	0/0/0	0/0/0	3/1/17	3/1/17
Vogiatzis Georgios	Asst.	17	21	929	45	16/76/44/534	46.9	45	929	16/89/50/645	52.0	17/22/1014	H	14/17/708	15/18/780	15/19/2467	26/39/6635
Bebelis Symeon	Prof.	16	19	809	30	18/84/51/588	54.7	30	809	18/96/53/688	35.2	40/75/5954	H	14/19/687	33/58/3775	13/18/600	34/64/3552
Patsidis Anastasios	Asst.	14	19	685	42	19/94/56/672	54.2	42	685	19/103/57/739	56.4	16/22/1027	L	14/17/551	15/20/813	3/2/29	3/2/29
Vafeas Panagiotis	Prof.	13	16	621	68	20/100/59/724	46.2	68	621	20/106/60/774	46.6	17/24/849	H	13/15/505	16/22/678	12/14/490	15/22/673
Kouzoudis Dimitris	Prof.	11	12	387	24	21/115/62/825	62.3	24	387	21/118/63/905	52.6	27/36/2533	H	9/9/305	22/31/1691	10/10/284	21/31/1589

Chemical Engineering (UoWM) - CHE - 12 matched of 13 TRS

Member	Grade	A: h	A: i10	A: cites	A: pubs	A: rank h d/u/a/all	A: comp.	B: P_i	B: C_i	B: rank C d/u/a/all	B: comp.	GS profile h/i10/cites	Conf.	OA 2012-25 h/i10/cites	OA life h/i10/cites	S2 2012-25 h/i10/cites	S2 life h/i10/cites
Frontistis Zacharias	Prof.	54	138	8093	192	1/2/2/16	3.8	192	8093	1/2/6/39	6.9	57/146/8708	H	52/137/7088	54/145/7611	48/131/6218	49/139/6676
Goula Maria	Prof.	47	95	7421	143	2/3/6/27	8.5	143	7421	2/3/9/50	10.8	51/105/8838	H	1/0/1	1/0/4	0/0/0	1/0/2
Charisiou Nikolaos	Asst.	43	85	6749	130	3/4/11/49	11.8	130	6749	3/4/10/62	13.1	43/85/6782	H	43/81/5881	43/81/5891	39/75/5118	39/75/5126
Kalogiannis Konstantinos	Assoc.	32	44	4832	53	4/5/15/120	19.0	53	4832	4/5/15/103	23.2	36/52/5864	H	28/39/3874	31/42/4511	29/39/3530	30/45/4198
Antoniadou Maria	Asst.	21	31	1597	43	5/12/31/361	36.9	43	1597	5/15/35/418	38.3	30/46/3067	H	27/63/2756	35/81/4139	2/0/7	2/1/200
Mitliagka Paraskevi	Prof.	13	16	654	37	6/28/59/724	56.5	37	654	6/30/58/758	56.2	18/28/2095	H			0/0/0	1/0/1
Gkaras Stylianos	Asst.	7	4	129	17	7/48/64/994	64.7	17	129	7/53/65/1084	65.3	9/8/235	H			1/0/8	1/0/8

Environmental Engineering (DUTH) - ENV - 0 matched of 8 TRS

No member of this department has a public Google Scholar profile; the OpenAlex and Semantic Scholar values are in Appendices C and D.

Environmental Engineering (IHU) - ENV - 9 matched of 10 TRS

Member	Grade	A: h	A: i10	A: cites	A: pubs	A: rank h d/u/a/all	A: comp.	B: P_i	B: C_i	B: rank C d/u/a/all	B: comp.	GS profile h/i10/cites	Conf.	OA 2012-25 h/i10/cites	OA life h/i10/cites	S2 2012-25 h/i10/cites	S2 life h/i10/cites
Tsitsifli Stavroula	Asst.	23	35	1183	62	1/2/15/299	17.0	62	1183	2/12/21/542	17.4	26/46/1621	H	19/29/768	20/34/967	18/31/747	20/36/940
Antoniou Fani	Assoc.	18	20	698	37	2/10/18/483	22.1	37	698	4/18/26/734	23.9	18/21/725	L	15/20/442	15/20/444		
Konstantinidis Dimitrios	Prof.	17	23	1483	35	3/13/21/534	20.5	35	1483	1/7/17/453	21.4	17/23/1484	M	31/71/2766	35/82/3875	6/4/287	6/4/289
Polychronopoulos Nikolaos	Asst.	14	23	826	48	4/15/24/672	22.6	48	826	3/15/23/682	23.2	14/24/848	H	0/0/0	0/0/0	1/0/1	1/0/1
Penloglou Giannis	Asst.	13	14	649	25	5/17/26/724	27.3	25	649	5/20/27/761	28.0	13/15/707	H	11/11/458	12/13/550	12/12/468	12/13/496
Strepelias Ilias	Asst.	12	12	416	32	6/21/27/770	27.6	32	416	6/26/30/890	28.2	12/12/427	H	0/0/0	0/0/0	0/0/0	0/0/0
Anagnostopoulos Konstantinos	Prof.	11	12	361	31	7/24/30/825	29.9	31	361	7/30/32/923	23.2	26/45/2393	M	0/0/0	1/0/1	2/0/19	4/0/32
Leousidis Alexandros	Lect.	1	0	4	3	8/52/36/1199	36.3	3	4	8/53/37/1208	36.7	1/0/4	H	1/0/3	1/0/3	1/0/1	1/0/1
Syrpi Marina	Asst.	0	0	0	1	9/54/38/1218	37.7	1	0	9/54/38/1218	37.0	2/2/217	H				

Chemical & Environmental Engineering (TUC) - ENV - 18 matched of 23 TRS

Member	Grade	A: h	A: i10	A: cites	A: pubs	A: rank h d/u/a/all	A: comp.	B: P_i	B: C_i	B: rank C d/u/a/all	B: comp.	GS profile h/i10/cites	Conf.	OA 2012-25 h/i10/cites	OA life h/i10/cites	S2 2012-25 h/i10/cites	S2 life h/i10/cites
Apostolos Voulgarakis	Prof.	53	85	19877	210	1/1/2/20	1.6	210	19877	1/1/1/5	1.9	55/94/20399	H	51/94/17040	53/101/17409	0/0/0	0/0/0
Apostolos Giannis	Assoc.	47	81	8148	95	2/2/3/27	4.4	95	8148	3/5/4/36	5.8	51/92/9282	H	43/75/6568	46/86/7697	0/0/0	0/0/0
Dimitrios Gournis	Prof.	45	149	7282	223	3/5/4/36	3.2	223	7282	4/7/5/53	2.9	57/204/13654	H	41/130/5684	51/188/10874		
Nikolaos Paranychianakis	Prof.	42	103	5995	175	4/6/5/52	5.2	175	5995	6/9/8/78	3.4	58/173/10163	L	18/24/1599	24/36/2694		
Aristeidis Koutroulis	Assoc.	41	72	10790	158	5/7/6/59	3.5	158	10790	2/3/2/22	3.6	46/84/12606	H	36/62/8143	42/71/9558		
Alexandros Stefanakis	Assoc.	41	73	6029	152	5/7/6/59	6.0	152	6029	5/8/6/75	6.8	44/80/6648	H	32/64/4020	37/86/5374	1/1/41	2/2/91
Theocharis Tsoutsos	Prof.	41	90	5038	148	5/7/6/59	7.1	148	5038	7/10/9/94	6.6	54/128/10388	H	0/0/0	0/0/0	1/1/13	1/1/13
Paraskevi Panagiotopoulou	Assoc.	30	40	4295	61	8/14/13/144	13.4	61	4295	8/12/11/127	12.2	41/58/7834	H	30/41/3649	38/60/6358		
Nikolaos Diangelakis	Asst.	20	29	1725	62	9/29/16/397	15.7	62	1725	9/29/15/383	17.0	20/29/1730	H	18/24/1231	18/24/1231		
Nikolaos Xekoukoulotakis	Asst.	15	15	1650	21	10/39/23/628	21.7	21	1650	10/31/16/405	17.5	39/49/6282	H	13/13/1308	36/44/4800		
Tryfon Daras	Assoc.	12	12	529	20	11/46/27/770	28.8	20	529	11/53/28/825	29.6	12/13/587	H	0/0/0	0/0/0		
Michalis Lazaridis	Prof.	4	2	104	8	12/64/34/1131	34.0	8	104	12/63/33/1110	34.3	4/2/110	M	3/2/70	3/2/72		

Environmental Engineering (UPatras) - ENV - 8 matched of 11 TRS

Member	Grade	A: h	A: i10	A: cites	A: pubs	A: rank h d/u/a/all	A: comp.	B: P_i	B: C_i	B: rank C d/u/a/all	B: comp.	GS profile h/i10/cites	Conf.	OA 2012-25 h/i10/cites	OA life h/i10/cites	S2 2012-25 h/i10/cites	S2 life h/i10/cites
Antonopoulou Maria	Assoc.	41	78	4936	118	1/11/6/59	7.7	118	4936	2/15/10/99	9.2	41/78/4941	H	39/85/4607	41/96/5085	9/8/278	9/9/314
Tekerlekopoulou Athanasia	Assoc.	37	55	2920	77	2/13/10/81	12.4	77	2920	4/27/14/218	13.3	40/65/3756	H	33/53/2393	37/63/2952	30/50/2065	33/60/2626
Koutsias Nikolaos	Prof.	35	60	5998	102	3/14/11/92	8.7	102	5998	1/12/7/77	7.6	47/87/9598	L	33/55/4720	42/81/7246	32/55/4091	41/77/6475
Antonopoulou Georgia	Assoc.	30	53	2975	79	4/21/13/144	13.0	79	2975	3/26/13/211	13.3	35/67/5411	H	3/2/35	3/2/35	2/0/6	2/0/8
Makridis Sofoklis	Assoc.	18	25	1087	46	5/66/18/483	20.8	46	1087	5/75/22/576	20.8	22/34/1447	M	14/17/594	17/24/792	15/18/626	17/26/845
Fotiadi Angeliki	Asst.	9	9	701	22	6/120/32/919	28.7	22	701	6/102/25/731	26.1	17/26/1517	H	7/6/326	16/20/1049	28/57/2005	36/82/3361

Energy Systems (UTH) - ENV - 11 matched of 15 TRS

Member	Grade	A: h	A: i10	A: cites	A: pubs	A: rank h d/u/a/all	A: comp.	B: P_i	B: C_i	B: rank C d/u/a/all	B: comp.	GS profile h/i10/cites	Conf.	OA 2012-25 h/i10/cites	OA life h/i10/cites	S2 2012-25 h/i10/cites	S2 life h/i10/cites
Papageorgiou Elpiniki	Prof.	56	159	9440	257	1/2/1/12	1.3	257	9440	1/3/3/29	1.3	66/217/15172	H	45/142/6808	55/194/11002	7/4/160	7/4/167
Brouzgou Angeliki	Asst.	32	43	3389	59	2/4/12/120	13.7	59	3389	2/8/12/182	14.8	32/44/3412	L	27/40/2583	27/41/2665	27/42/2418	27/42/2432
Papandrianos Nikolaos	Assoc.	20	29	1376	54	3/17/16/397	18.2	54	1376	4/24/19/481	19.0	22/33/1594	H	17/24/989	19/28/1123	18/25/917	19/29/1062
Lekidis Alexios	Asst.	18	32	1393	90	4/23/18/483	14.8	90	1393	3/23/18/478	15.6	18/32/1400	H	15/18/822	15/18/826	14/19/734	14/19/738
Zaoutsos Stefanos	Prof.	17	26	1199	65	5/25/21/534	18.3	65	1199	5/26/20/534	18.0	21/32/1615	H	12/13/403	14/21/780	10/10/291	10/10/291
Chrysanidis Theodoros	Asst.	14	30	725	84	6/35/24/672	18.0	84	725	6/36/24/718	18.4	14/33/761	L	10/11/381	11/12/394	9/9/288	9/9/299
Vasileiadou Agapi	Asst.	12	14	395	47	7/41/27/770	26.1	47	395	8/48/31/902	26.7	12/14/398	H	12/13/331	12/13/331		
Theodosiou Theodosios	Assoc.	11	12	440	32	8/44/30/825	28.2	32	440	7/46/29/876	27.9	12/16/733	L	15/22/923	18/28/1066	1/0/6	1/0/6
Kotsopoulos Spyridon	Prof.	5	0	41	16	9/65/33/1094	33.6	16	41	10/74/35/1164	34.0	5/1/61	H	3/2/54	3/2/54		
Moschakis Marios	Prof.	4	2	64	13	10/71/34/1131	34.0	13	64	9/72/34/1142	33.7	9/9/330	L	3/1/40	7/5/197	3/2/46	9/9/280

Member	Grade	A: h	A: i10	A: cites	A: pubs	A: rank h d/u/a/all	A: comp.	B: P_i	B: C_i	B: rank C d/u/a/all	B: comp.	GS profile h/i10/cites	Conf.	OA 2012-25 h/i10/cites	OA life h/i10/cites	S2 2012-25 h/i10/cites	S2 life h/i10/cites
Ntafopoulos Vasileios	Prof.	1	1	21	1	11/81/36/1199	36.3	1	21	11/80/36/1186	36.7	1/1/21	H	0/0/0	0/0/0		

Architecture (AUTH) - ARCH - 20 matched of 26 TRS

Member	Grade	A: h	A: i10	A: cites	A: pubs	A: rank h d/u/a/all	A: comp.	B: P_i	B: C_i	B: rank C d/u/a/all	B: comp.	GS profile h/i10/cites	Conf.	OA 2012-25 h/i10/cites	OA life h/i10/cites	S2 2012-25 h/i10/cites	S2 life h/i10/cites
Papadimitriou Spyros	Prof.	15	23	618	38	1/89/10/628	12.5	38	618	1/104/13/776	14.6	15/23/618	M	11/13/344	11/14/361	7/3/164	7/3/164
Zavraka Despoina	Asst.	5	3	164	55	2/146/31/1094	17.0	55	164	2/139/30/1050	17.5	5/3/166	H	2/1/54	2/1/54	2/1/36	2/1/36
Triantis Loukas	n/s	5	4	97	27	2/146/31/1094	30.0	27	97	5/149/36/1117	31.6	5/4/106	H	4/4/49	4/4/49	0/0/0	0/0/0
Vitopoulou Athina	n/s	5	5	147	9	2/146/31/1094	35.1	9	147	3/141/31/1063	34.7	6/5/158	L	4/3/86	4/3/86	4/3/81	4/3/83
Sakantamis Konstantinos	Lect.	4	1	147	24	5/150/36/1131	31.7	24	147	3/141/31/1063	32.0	5/2/167	H	2/0/10	2/0/19	2/0/12	2/0/20
Christodoulou Charis	n/s	4	2	57	14	5/150/36/1131	38.9	14	57	6/151/41/1149	39.3	5/3/68	H	4/1/73	4/1/75	4/1/53	4/1/55
Dousi Maria	Prof.	2	1	38	5	7/156/47/1183	47.4	5	38	7/156/44/1167	49.0	2/1/38	H	2/1/26	2/1/26	2/1/27	2/1/27
Kontaxakis Dimitrios	n/s	1	0	3	1	8/158/54/1199	57.2	1	3	8/158/59/1210	58.7	1/0/3	H	3/1/449	3/2/660	3/1/412	3/2/632

Product & Systems Design Eng. (Aegean) - ARCH - 17 matched of 21 TRS

Member	Grade	A: h	A: i10	A: cites	A: pubs	A: rank h d/u/a/all	A: comp.	B: P_i	B: C_i	B: rank C d/u/a/all	B: comp.	GS profile h/i10/cites	Conf.	OA 2012-25 h/i10/cites	OA life h/i10/cites	S2 2012-25 h/i10/cites	S2 life h/i10/cites
Damianos Gavalas	Prof.	33	68	4333	129	1/4/1/107	1.5	129	4333	2/5/2/126	1.5	44/118/8468	H	26/59/2909	36/100/5586	0/0/0	0/0/0
Spyros Vosinakis	Assoc.	26	46	2091	98	2/5/2/203	3.0	98	2091	4/9/4/310	4.3	29/63/2865	H	19/32/1099	22/46/1635	0/0/0	0/0/0
Panagiotis Koutsabasis	Prof.	26	38	2054	87	2/5/2/203	3.3	87	2054	5/10/5/317	4.6	30/51/2614	H				
Dimitris Zisis	Prof.	24	47	5293	112	4/7/4/265	1.9	112	5293	1/3/1/87	2.0	25/51/5702	H	1/0/3	1/0/3		
Aristeidis Moustakas	Asst.	22	34	1727	55	5/10/6/332	7.1	55	1727	6/12/7/381	7.1	25/48/2324	H				
Xanthi Papageorgiou	Asst.	17	25	796	48	6/19/8/534	10.3	48	796	8/26/12/696	11.2	20/34/1052	H	15/20/555	17/26/721		
Argyris Arnellos	Assoc.	15	16	863	30	7/23/10/628	12.6	30	863	7/25/11/665	13.1	17/24/1094	H	12/13/524	14/19/700	15/20/811	24/42/3365
Georgios Koronis	Asst.	12	14	2796	27	8/27/12/770	6.6	27	2796	3/7/3/228	7.1	12/14/2802	H	10/10/1461	10/10/1461	1/1/44	1/1/44
Modestos Stavrakis	Asst.	12	15	529	84	8/27/12/770	9.6	84	529	9/28/16/825	9.4	17/24/971	H	9/8/265	12/14/453		
Ioannis Xenakis	Asst.	10	10	503	26	10/29/16/875	19.3	26	503	10/29/18/842	22.0	10/11/523	H	7/5/242	7/6/299		
Vasilis Papakostopoulos	Asst.	8	8	327	16	11/31/21/958	25.4	16	327	11/31/23/941	25.9	11/13/644	H	0/0/0	1/1/75		
Paraskevas Papanikos	Assoc.	7	6	171	28	12/32/25/994	25.4	28	171	14/34/29/1042	15.9	22/29/3781	H				
Charalabos Valsamos	Asst.	7	7	197	20	12/32/25/994	28.5	20	197	13/33/28/1024	29.0	9/9/241	M				
Thomas Spyrou	Asst.	6	2	95	13	14/34/28/1037	34.9	13	95	15/36/37/1120	25.7	15/23/763	H	3/1/33	11/12/333		
Sofia Kyratzi	Asst.	5	4	236	10	15/36/31/1094	32.6	10	236	12/32/26/999	32.2	7/7/299	H	4/3/151	6/5/194	4/3/87	4/3/87
Panagiotis Kyriakoulakos	Asst.	3	1	47	14	16/38/42/1156	41.6	14	47	16/38/43/1161	42.0	4/2/760	H	1/1/19	2/1/21		

Architecture (DUTH) - ARCH - 12 matched of 20 TRS

Member	Grade	A: h	A: i10	A: cites	A: pubs	A: rank h d/u/a/all	A: comp.	B: P_i	B: C_i	B: rank C d/u/a/all	B: comp.	GS profile h/i10/cites	Conf.	OA 2012-25 h/i10/cites	OA life h/i10/cites	S2 2012-25 h/i10/cites	S2 life h/i10/cites
Voutetaki Maria-styliani	Assoc.	16	21	1017	35	1/33/9/588	10.7	35	1017	1/30/9/598	11.5	17/22/1066	L			15/19/790	15/20/824
Grigoriadou Maria	Assoc.	8	5	198	30	2/55/21/958	22.7	30	198	2/56/27/1023	7.2	33/87/4592	M	7/6/230	30/87/3660	6/2/73	24/56/2756
Ritzouli Aikaterini	Asst.	1	0	3	6	3/59/54/1199	54.1	6	3	3/59/59/1210	55.4	1/0/3	H	0/0/0	0/0/0	0/0/0	0/0/0

Architecture (NTUA) - ARCH - 11 matched of 12 TRS

Member	Grade	A: h	A: i10	A: cites	A: pubs	A: rank h d/u/a/all	A: comp.	B: P_i	B: C_i	B: rank C d/u/a/all	B: comp.	GS profile h/i10/cites	Conf.	OA 2012-25 h/i10/cites	OA life h/i10/cites	S2 2012-25 h/i10/cites	S2 life h/i10/cites
Angelis Georgios	Assoc.	7	4	436	15	1/186/25/994	25.4	15	436	1/172/19/878	26.9	7/4/436	M	4/3/62	4/3/62	5/3/301	5/3/302
Amygdalou Kalliopi	Asst.	6	2	56	13	2/194/28/1037	36.2	13	56	2/202/42/1150	39.2	6/2/56	H	3/0/19	3/0/19	2/0/17	2/0/17
Alexandrou Eleni	Prof.	4	1	30	7	3/201/36/1131	42.9	7	30	3/204/46/1172	45.9	4/1/36	H	3/0/17	3/0/17	19/27/1727	24/40/2256
Grigoriadis Ioannis	Prof.	1	1	29	14	4/205/54/1199	46.3	14	29	4/205/47/1173	43.1	4/4/178	M	13/18/616	19/30/1021	3/1/23	4/3/70

Architecture (TUC) - ARCH - 16 matched of 20 TRS

Member	Grade	A: h	A: i10	A: cites	A: pubs	A: rank h d/u/a/all	A: comp.	B: P_i	B: C_i	B: rank C d/u/a/all	B: comp.	GS profile h/i10/cites	Conf.	OA 2012-25 h/i10/cites	OA life h/i10/cites	S2 2012-25 h/i10/cites	S2 life h/i10/cites
Maravelaki Pagona	Prof.	21	36	1725	72	1/25/7/361	7.6	72	1725	1/29/8/383	4.0	34/68/4488	H	1/0/3	2/0/6	10/12/302	12/14/472
Stavroulaki Maria	Prof.	11	13	545	41	2/48/15/825	14.3	41	545	2/52/14/813	14.3	15/17/785	H	0/0/0	0/0/0	1/1/72	1/1/72
Dimelli Despoina	Prof.	10	10	400	28	3/52/16/875	19.5	28	400	4/56/21/898	22.3	10/10/401	H	2/2/133	2/2/133	1/1/96	1/1/96
Geropanta Vasiliki	Assoc.	8	5	284	51	4/56/21/958	16.8	51	284	5/57/25/964	18.1	8/5/284	H	5/1/93	5/1/93	5/2/107	5/2/107
Mandalaki Maria	Assoc.	6	6	529	16	5/60/28/1037	24.0	16	529	3/53/16/825	25.2	6/6/529	H	6/6/431	6/6/432	0/0/0	0/0/0

Member	Grade	A: h	A: i10	A: cites	A: pubs	A: rank h d/u/a/all	A: comp.	B: P_i	B: C_i	B: rank C d/u/a/all	B: comp.	GS profile h/i10/cites	Conf.	OA 2012-25 h/i10/cites	OA life h/i10/cites	S2 2012-25 h/i10/cites	S2 life h/i10/cites
Parthenios Panagiotis	Prof.	5	3	125	31	6/63/31/1094	26.7	31	125	6/62/33/1091	26.4	7/5/168	L	3/1/45	4/2/57	5/2/62	5/3/89

Architecture (UPatras) - ARCH - 12 matched of 24 TRS

Member	Grade	A: h	A: i10	A: cites	A: pubs	A: rank h d/u/a/all	A: comp.	B: P_i	B: C_i	B: rank C d/u/a/all	B: comp.	GS profile h/i10/cites	Conf.	OA 2012-25 h/i10/cites	OA life h/i10/cites	S2 2012-25 h/i10/cites	S2 life h/i10/cites
Kali Tzortzi	Assoc.	10	11	539	39	1/118/16/875	15.3	39	539	2/111/15/815	15.9	13/19/1184	H	6/5/184	10/10/327		
Angeliki Chatzidimitriou	Asst.	8	6	960	22	2/125/21/958	16.6	22	960	1/83/10/626	17.5	9/9/1047	H	6/4/670	7/5/688		
Stavros Mamaloukos	Prof.	4	2	60	22	3/139/36/1131	34.8	22	60	3/138/40/1145	35.1	5/3/119	H	1/0/4	2/0/13		
Panos Dragonas	Prof.	4	1	28	11	3/139/36/1131	42.9	11	28	4/143/49/1175	45.9	4/1/27	H	0/0/0	0/0/0		
Konstantinos Grivas	Assoc.	2	0	9	5	5/144/47/1183	50.8	5	9	5/144/54/1200	52.6	2/1/53	H	0/0/0	0/0/0	0/0/0	0/0/0
Athanasios Zagorisios	Asst.	1	0	7	1	6/146/54/1199	55.9	1	7	6/145/55/1202	57.3	1/0/7	H				
Athanasios Koumantos	Assoc.	1	0	7	1	6/146/54/1199	55.9	1	7	6/145/55/1202	57.3	1/0/7	H				

Architecture (UTH) - ARCH - 15 matched of 23 TRS

Member	Grade	A: h	A: i10	A: cites	A: pubs	A: rank h d/u/a/all	A: comp.	B: P_i	B: C_i	B: rank C d/u/a/all	B: comp.	GS profile h/i10/cites	Conf.	OA 2012-25 h/i10/cites	OA life h/i10/cites	S2 2012-25 h/i10/cites	S2 life h/i10/cites
Symeonidou Ioanna	Assoc.	9	9	323	79	1/52/19/919	12.6	79	323	1/52/24/945	13.5	9/9/326	H	8/7/169	8/7/172	1/1/15	1/1/15
Vrontisi Maria	Prof.	4	2	73	21	2/71/36/1131	35.2	21	73	2/71/38/1137	37.1	4/2/84	H				
Markaki Metaxia	Asst.	3	1	35	43	3/74/42/1156	24.4	43	35	4/75/45/1168	25.2	3/1/35	H	1/0/7	1/0/7	1/0/4	1/0/4
Vyzoviti Sofia	Prof.	3	0	29	19	3/74/42/1156	41.2	19	29	5/76/47/1173	39.4	5/2/245	H	1/0/5	3/2/53	2/0/4	3/2/51
Kouzoupi Aspasia	Asst.	2	1	61	21	5/76/47/1183	38.4	21	61	3/73/39/1143	37.4	4/3/110	H	0/0/0	0/0/0		
Micocci Fabiano	Assoc.	2	0	13	35	5/76/47/1183	30.2	35	13	8/82/52/1196	30.8	2/0/13	H	1/0/8	1/0/8	2/0/6	3/2/187
Psychogyios Dimitris	Assoc.	2	1	18	6	5/76/47/1183	49.3	6	18	7/81/51/1189	47.7	4/1/29	H	2/0/8	2/0/11	3/2/76	3/2/79
Lykourioti Iris	Prof.	2	0	7	3	5/76/47/1183	52.0	3	7	10/84/55/1202	54.0	2/0/11	H	1/0/1	1/0/3	0/0/0	1/0/3
Bourdakis Vasilis	Prof.	2	0	10	12	5/76/47/1183	48.1	12	10	9/83/53/1199	31.0	13/17/469	H	2/1/35	8/7/192	2/0/5	8/8/209
Malakasioti Angeliki	Asst.	1	1	27	26	10/81/54/1199	39.7	26	27	6/78/50/1178	39.3	2/1/30	H	1/0/2	1/0/2	1/0/1	1/0/1
Trova Vaso	Prof.	1	0	1	3	10/81/54/1199	56.5	3	1	11/87/61/1216	55.8	2/1/16	L	1/0/1	1/0/1	0/0/0	1/1/37

Product & Systems Design Eng. (UoWM) - ARCH - 6 matched of 8 TRS

Member	Grade	A: h	A: i10	A: cites	A: pubs	A: rank h d/u/a/all	A: comp.	B: P_i	B: C_i	B: rank C d/u/a/all	B: comp.	GS profile h/i10/cites	Conf.	OA 2012-25 h/i10/cites	OA life h/i10/cites	S2 2012-25 h/i10/cites	S2 life h/i10/cites
Kyratsis Panagiotis	Prof.	23	60	2025	223	1/9/5/299	2.2	223	2025	1/10/6/320	2.3	24/67/2253	H	17/41/1179	17/45/1263	15/35/979	16/39/1086
Manolis Diamantis	Asst.	12	13	415	20	2/30/12/770	18.4	20	415	2/41/20/891	22.2	13/16/482	H	11/11/292	11/14/343	6/6/166	8/8/205
Kakoulis Konstantinos	Prof.	9	8	333	32	3/41/19/919	19.9	32	333	3/44/22/940	17.7	16/20/774	H	6/4/136	11/13/365	7/5/173	13/14/427
Dinopoulou Vagia	Prof.	3	3	113	4	4/59/42/1156	41.8	4	113	4/57/34/1101	32.8	10/10/2559	L	1/0/5	1/0/6	5/3/100	10/10/1063
Stavridou Anastasia	Asst.	3	3	107	3	4/59/42/1156	42.5	3	107	5/58/35/1105	44.9	3/3/108	H	4/3/94	6/5/180	3/2/71	3/2/71
Panagiotopoulos Dimokritos	Prof.	1	0	5	2	6/64/54/1199	56.6	2	5	6/64/58/1206	47.0	6/4/90	H	1/0/4	4/2/55	9/9/422	25/36/2326

Digital Industry Technologies (NKUA) - ENG - 23 matched of 29 TRS

Member	Grade	A: h	A: i10	A: cites	A: pubs	A: rank h d/u/a/all	A: comp.	B: P_i	B: C_i	B: rank C d/u/a/all	B: comp.	GS profile h/i10/cites	Conf.	OA 2012-25 h/i10/cites	OA life h/i10/cites	S2 2012-25 h/i10/cites	S2 life h/i10/cites
Kosmas Alexopoulos	Assoc.	29	62	3579	100	1/7/16/161	18.4	100	3579	1/6/17/164	23.5	32/78/4149	H	25/53/2441	28/66/2816	6/4/116	13/20/666
Petros Bithas	Assoc.	25	48	2734	97	2/14/28/232	28.0	97	2734	2/12/28/241	31.5	30/69/4147	H	21/39/1893	25/57/2850		
Panagiotis K. Gkonis	Assoc.	20	30	2019	91	3/19/44/397	37.4	91	2019	3/19/38/323	41.0	22/35/2159	H	19/24/1407	19/27/1511		
Georgios Alexandridis	Asst.	20	31	1297	75	3/19/44/397	44.8	75	1297	4/22/52/503	51.6	20/32/1334	H	16/22/834	16/22/841		
Labros Sarakis	Assoc.	18	23	1286	46	5/21/51/483	59.2	46	1286	5/23/53/505	67.6	19/28/1462	H				
Dionysis Xenakis	Asst.	18	23	993	56	5/21/51/483	61.2	56	993	6/29/69/609	70.2	19/25/1064	H	14/21/719	15/22/778	0/0/0	0/0/0
Dimitrios G. Fragkoulis	Asst.	14	22	653	69	7/30/82/672	71.1	69	653	7/33/93/759	74.8	15/27/854	H				
Theodoros Maris	Prof.	12	14	599	22	8/35/95/770	105.0	22	599	8/34/96/784	108.4	15/21/788	H	11/11/461	14/15/592		
Nikolaos D. Kouvakas	Assoc.	10	11	320	71	9/38/107/875	76.3	71	320	10/40/115/947	78.3	12/23/616	H	7/5/194	10/12/388		
Dimitris Katsianis	Asst.	10	10	277	39	9/38/107/875	108.1	39	277	11/41/119/970	94.5	19/30/1139	H	7/5/156	14/17/611		
Panagiota Papadopoulou	Asst.	8	8	420	32	11/41/121/958	114.5	32	420	9/39/111/889	107.0	16/19/1272	H	8/6/240	12/16/875		
Maria P. Tzamtzi	Prof.	6	1	85	25	12/44/130/1037	130.6	25	85	14/48/144/1129	126.3	13/19/671	H	3/1/37	12/15/530		
Konstantinos Papadopoulos	Prof.	6	5	200	7	12/44/130/1037	134.0	7	200	12/44/126/1019	121.0	16/19/823	H				

Member	Grade	A: h	A: i10	A: cites	A: pubs	A: rank h d/u/a/all	A: comp.	B: P_i	B: C_i	B: rank C d/u/a/all	B: comp.	GS profile h/i10/cites	Conf.	OA 2012-25 h/i10/cites	OA life h/i10/cites	S2 2012-25 h/i10/cites	S2 life h/i10/cites
Paris Chrysos	Asst.	5	4	74	41	14/48/139/1094	123.2	41	74	15/49/146/1136	124.5	6/4/85	H	3/0/17	3/0/19		
Georgios E. Panagiotakis	Asst.	5	1	118	40	14/48/139/1094	122.0	40	118	13/46/139/1097	121.7	8/6/358	L				
Christos Tsitsakis	Assoc.	5	2	58	17	14/48/139/1094	141.6	17	58	16/50/147/1148	145.2	5/2/59	H	4/1/39	4/1/39		

Applied Mathematical & Physical Sciences (NTUA) - ENG - 37 matched of 40 TRS

Member	Grade	A: h	A: i10	A: cites	A: pubs	A: rank h d/u/a/all	A: comp.	B: P_i	B: C_i	B: rank C d/u/a/all	B: comp.	GS profile h/i10/cites	Conf.	OA 2012-25 h/i10/cites	OA life h/i10/cites	S2 2012-25 h/i10/cites	S2 life h/i10/cites
Alexopoulos Theodoros	Prof.	256	1064	29877	1359	1/1/1/1	1.0	1359	29877	1/1/1/1	1.0	262/1197/330769	L	5/4/276	6/4/284	5/4/141	5/4/141
Kousouris Konstantinos	Prof.	237	984	248108	1279	2/2/2/2	2.0	1279	248108	2/2/2/2	2.0	252/1090/294098	H	1/0/1	1/0/6	6/4/229	7/5/342
Georgakilas Alexandros	Prof.	52	102	15407	161	3/6/3/21	4.1	161	15407	3/4/3/11	4.6	64/143/21355	H	47/99/11962	60/140/16515	0/0/0	0/0/0
Karafyllis Iason	Prof.	37	95	4840	191	4/21/9/81	9.6	191	4840	4/27/9/102	10.5	49/142/8178	H	0/0/0	0/0/0	35/83/3776	44/133/6782
Kokkoris Michail	Prof.	32	112	4622	462	5/35/13/120	6.2	462	4622	5/30/13/113	6.6	42/167/7153	H	13/16/627	13/16/627	13/15/538	13/15/538
Kominis Ioannis	Prof.	30	72	4060	156	6/39/14/144	14.3	156	4060	6/37/14/138	15.2	35/68/10154	H			2/1/13	4/3/139
Kourkoulis Stavros	Prof.	28	85	3065	202	7/47/19/174	12.3	202	3065	8/56/21/204	13.4	36/121/4564	H	24/68/2333	33/91/3443	2/1/21	2/1/21
Zergioti Ioanna	Prof.	28	62	2517	152	7/47/19/174	20.9	152	2517	9/65/31/260	21.6	42/118/5695	H	26/54/1979	36/102/4302	24/57/1809	35/107/4149
Kouvaris Christoforos	Prof.	27	39	3744	63	9/53/22/186	24.1	63	3744	7/42/16/154	24.9	41/60/7443	L	22/28/1876	36/51/4781	24/32/2393	39/60/4862
Georgoulis Emmanouil	Prof.	24	44	2291	74	10/69/32/265	35.6	74	2291	10/69/33/276	37.5	32/64/3473	H	30/54/3193	42/94/6016	21/38/1571	28/55/2491
Koukouvinos Christos	Prof.	21	56	1505	154	11/91/42/361	27.9	154	1505	11/102/47/446	27.9	30/139/4178	H	18/44/1107	23/92/2629	5/4/70	6/5/106
Gourgiotis Panagiotis	Assoc.	18	27	1013	48	12/114/51/483	62.8	48	1013	13/134/66/599	71.4	20/32/1376	H	2/0/10	2/0/10	17/26/927	18/31/1248
Giannakopoulos Antonios	Prof.	17	25	752	64	13/122/62/534	66.3	64	752	16/150/84/713	25.0	50/109/11669	H			14/21/631	44/91/8503
Vasilakopoulou Christina	Asst.	16	19	828	42	14/134/68/588	77.8	42	828	14/145/77/679	88.3	8/7/834	H	11/12/407	11/12/410	11/14/428	11/14/428
Zisis Athanasios	Prof.	16	21	776	36	14/134/68/588	82.2	36	776	15/148/81/707	85.4	19/33/1358	H	0/0/0	1/1/31		
Antoniou Alexandros	Asst.	13	18	516	50	16/156/88/724	86.7	50	516	17/165/103/834	92.8	14/24/727	H	0/0/0	1/1/11	5/2/80	5/2/84
Giannopoulos Apostolos	Prof.	13	17	1352	30	16/156/88/724	75.5	30	1352	12/106/51/489	59.9	28/48/2960	H	8/8/621	24/33/1632		
Kopsalis Ioannis	Asst.	11	13	356	48	18/170/99/825	94.2	48	356	18/176/114/928	101.0	11/13/364	H	0/0/0	0/0/0	5/3/66	5/3/66
Giannopapas Vasileios	Prof.	10	11	308	38	19/175/107/875	108.3	38	308	19/179/117/952	115.5	10/11/317	M	9/9/248	9/9/251	0/0/0	0/0/0
Exadaktylos Georgios	Prof.	10	10	206	24	19/175/107/875	118.4	24	206	21/190/125/1016	84.3	26/53/2678	H	7/6/132	20/40/1787	8/7/156	21/37/1764
Irges Nikos	Prof.	9	9	213	35	21/180/117/919	116.3	35	213	20/189/124/1012	91.3	22/36/2388	H	8/7/158	17/25/998	7/4/145	20/30/1508
Theologou Konstantinos	Prof.	7	4	160	45	22/186/123/994	108.7	45	160	23/194/130/1054	112.3	8/5/210	H	6/5/186	7/6/211	7/6/167	7/7/188
Vonta Filia	Prof.	6	6	171	40	23/194/130/1037	117.0	40	171	22/192/129/1042	110.9	14/19/646	L	4/2/85	13/15/538	3/2/53	9/9/329
Varelogiannis Georgios	Prof.	5	2	93	12	24/200/139/1094	142.0	12	93	24/201/143/1122	107.8	20/34/1529	L	2/0/9	10/10/363	3/1/26	14/16/750
Kalpakidis Vasileios	Prof.	4	2	50	8	25/201/148/1131	147.7	8	50	25/203/148/1159	129.5	15/25/735	H	0/0/0	5/3/75	0/0/0	8/7/140
Giannakakis Nikolaos	Prof.	0	0	0	1	26/206/153/1218	153.0	1	0	26/206/153/1218	153.0	0/0/0	H	0/0/0	1/0/5	1/0/3	3/0/16

Mining & Metallurgical Engineering (NTUA) - ENG - 25 matched of 33 TRS

Member	Grade	A: h	A: i10	A: cites	A: pubs	A: rank h d/u/a/all	A: comp.	B: P_i	B: C_i	B: rank C d/u/a/all	B: comp.	GS profile h/i10/cites	Conf.	OA 2012-25 h/i10/cites	OA life h/i10/cites	S2 2012-25 h/i10/cites	S2 life h/i10/cites
Petros Tsakiridis	Assoc.	29	56	3766	101	1/43/16/161	17.4	101	3766	2/40/15/152	18.7	43/87/9031	H				
Paraskevas Tsangaratos	Asst.	28	49	5182	94	2/47/19/174	14.2	94	5182	1/25/8/90	16.7	29/54/5421	H	25/39/3878	25/40/3890	2/2/67	3/3/78
Dimitrios Damigos	Prof.	24	44	2218	75	3/69/32/265	35.7	75	2218	3/73/36/290	40.0	29/56/3100	H	0/0/0	0/0/0	0/0/0	0/0/0
Dimitrios Kaliabakos	Prof.	23	38	1924	75	4/81/35/299	38.5	75	1924	4/87/41/340	40.0	31/60/3380	H				
Anthimos Xenidis	Prof.	23	36	1650	71	4/81/35/299	41.0	71	1650	5/96/43/405	39.6	35/65/5239	H	22/32/1408	31/51/2564		
Andreas Kallioras	Prof.	20	33	1211	98	6/94/44/397	38.6	98	1211	7/114/56/530	40.5	25/48/1760	H	15/22/729	20/32/1022	0/0/0	0/0/0
Andreas Benardos	Prof.	19	29	1163	67	7/105/49/445	53.7	67	1163	9/121/59/550	58.7	22/38/1942	H	16/20/823	18/26/1293	1/1/17	1/1/17
Chrysothemis Paraskevopoulou	Asst.	17	24	1167	75	8/122/62/534	51.4	75	1167	8/119/58/546	56.7	17/24/1167	H				
Konstantinos Athanasas	Assoc.	16	22	753	61	9/134/68/588	70.0	61	753	11/149/83/712	77.3	14/19/844	L	0/0/0	1/1/61		
Pavlos Nomikos	Prof.	15	21	872	57	10/140/76/628	71.6	57	872	10/142/75/663	71.3	19/30/1468	H	13/18/650	17/25/1011		
Maria Menegaki	Prof.	14	19	1257	39	11/147/82/672	73.7	39	1257	6/109/54/513	78.7	15/23/1405	H	10/10/804	12/13/921	1/0/2	1/0/2
Ioannis Zevgolis	Assoc.	14	15	601	66	11/147/82/672	74.5	66	601	14/162/95/781	74.8	18/20/845	H	12/14/415	13/18/581		
Panagiotis Angelopoulos	Asst.	14	20	634	47	11/147/82/672	85.3	47	634	13/158/94/768	93.5	14/20/643	H	15/20/747	16/22/818		
Antonis Peppas	Asst.	13	20	725	59	14/156/88/724	77.2	59	725	12/151/86/718	82.0	14/21/986	H	12/15/537	12/16/699	9/9/656	15/17/989
Alexandros Theocharis	Asst.	11	11	441	48	15/170/99/825	93.0	48	441	15/171/109/875	99.7	11/11/441	H	10/12/359	10/12/359	1/0/1	1/0/1

Member	Grade	A: h	A: i10	A: cites	A: pubs	A: rank h d/u/a/all	A: comp.	B: P_i	B: C_i	B: rank C d/u/a/all	B: comp.	GS profile h/i10/cites	Conf.	OA 2012-25 h/i10/cites	OA life h/i10/cites	S2 2012-25 h/i10/cites	S2 life h/i10/cites
Artin Chatzikiosegian	Asst.	10	11	376	22	16/175/107/875	116.1	22	376	16/173/113/913	105.1	18/26/1069	L				
Konstantinos Modis	Prof.	7	5	159	19	17/186/123/994	130.4	19	159	17/195/132/1057	134.3	9/8/302	H	9/8/194	12/14/341		
Ioannis Vakalas	Assoc.	7	4	118	27	17/186/123/994	126.4	27	118	20/199/139/1097	130.1	9/9/368	H				
Christos Orfanos	Asst.	6	4	152	32	19/194/130/1037	124.3	32	152	18/196/133/1061	127.4	7/5/220	H				
Stavros Triantafyllidis	Assoc.	6	3	128	25	19/194/130/1037	128.9	25	128	19/198/138/1087	130.2	9/8/436	H	11/11/398	13/15/607		

Mineral Resources Engineering (TUC) - ENG - 14 matched of 15 TRS

Member	Grade	A: h	A: i10	A: cites	A: pubs	A: rank h d/u/a/all	A: comp.	B: P_i	B: C_i	B: rank C d/u/a/all	B: comp.	GS profile h/i10/cites	Conf.	OA 2012-25 h/i10/cites	OA life h/i10/cites	S2 2012-25 h/i10/cites	S2 life h/i10/cites
Varouchakis Emmanouil	Asst.	26	50	3198	173	1/19/26/203	18.1	173	3198	1/16/20/192	20.2	28/53/3328	H	25/47/2586	26/50/2663	22/39/1498	24/42/1581
Christidis Georgios	Prof.	23	33	1544	76	2/24/35/299	39.5	76	1544	2/32/46/439	34.3	40/80/5177	L	19/26/1197	32/60/3371	1/0/3	1/0/3
Petrakis Evangelos	Asst.	17	20	731	42	3/33/62/534	77.4	42	731	7/46/85/717	86.5	18/22/789	H	14/21/597	16/24/666	19/37/1610	37/77/4001
Pasadakis Nikolaos	Prof.	16	25	994	50	4/35/68/588	69.9	50	994	4/37/68/607	64.7	24/49/2063	H	15/20/781	20/38/1452	3/1/31	3/1/31
Gkamaletsos Platon	Assoc.	16	24	808	42	4/35/68/588	78.5	42	808	5/42/79/689	84.3	18/29/998	H			1/0/4	1/0/4
Galetakis Michail	Prof.	15	19	1438	52	6/39/76/628	63.8	52	1438	3/33/50/465	65.3	18/32/1899	H	11/13/966	14/23/1292	11/12/562	14/20/793
Garini Evangelia	Asst.	12	14	785	44	7/46/95/770	87.6	44	785	6/43/80/702	90.0	15/17/1254	H	11/11/522	14/15/847	1/1/21	1/1/22
Antoniou Elevtheria	Asst.	9	9	501	18	8/54/117/919	118.1	18	501	8/55/104/844	119.1	12/13/800	L				
Xiroudakis Georgios	Asst.	7	7	150	23	9/57/123/994	127.8	23	150	9/60/134/1062	128.9	11/12/300	H	1/0/1	1/0/1	7/4/111	9/8/207
Papadopoulou Elena	Prof.	6	5	131	13	10/60/130/1037	135.8	13	131	10/61/135/1083	132.0	12/16/483	H	6/3/128	7/3/152	9/8/189	9/8/200

Production Engineering & Management (TUC) - ENG - 24 matched of 29 TRS

Member	Grade	A: h	A: i10	A: cites	A: pubs	A: rank h d/u/a/all	A: comp.	B: P_i	B: C_i	B: rank C d/u/a/all	B: comp.	GS profile h/i10/cites	Conf.	OA 2012-25 h/i10/cites	OA life h/i10/cites	S2 2012-25 h/i10/cites	S2 life h/i10/cites
Konstantinos Zopounidis	Prof.	47	132	7983	330	1/2/4/27	4.3	330	7983	1/6/5/41	3.8	86/297/27850	H	1/1/12	1/1/12	0/0/0	0/0/0
Konstantinos Tsagkarakis	Prof.	39	80	4716	113	2/10/7/67	10.6	113	4716	2/11/11/106	11.9	51/116/8610	H	0/0/0	0/0/0		
Georgios Stavroulakis	Prof.	27	70	2943	250	3/17/22/186	10.4	250	2943	4/19/23/214	9.7	46/154/7327	H	21/54/1801	36/127/5059		
Ioannis Marinakis	Prof.	27	53	2762	106	3/17/22/186	22.5	106	2762	5/20/25/233	22.2	42/98/6590	H	0/0/0	0/0/0	1/0/2	1/0/2
Fotios Kanellos	Prof.	26	47	2754	100	5/19/26/203	25.6	100	2754	6/21/27/237	27.5	33/69/4289	H	1/1/11	1/1/11		
Ioannis Nikolos	Prof.	24	38	2287	92	6/23/32/265	32.3	92	2287	8/23/34/277	34.4	31/66/4501	H	19/33/1589	26/53/3096		
Spyros Papaevthymiou	Prof.	21	30	2604	58	7/25/42/361	41.2	58	2604	7/22/30/250	36.5	36/54/4600	L				
Pavlos Fafalios	Asst.	18	39	2968	83	8/30/51/483	32.6	83	2968	3/18/22/212	35.5	18/40/2993	H	14/28/1697	14/28/1703		
Panagiotis Alevras	Asst.	18	22	1048	45	8/30/51/483	63.2	45	1048	10/34/62/585	75.1	18/22/1048	H	18/23/886	18/23/886		
Dimitris Ipsakis	Assoc.	18	28	1019	54	8/30/51/483	60.9	54	1019	11/36/65/596	64.7	23/35/2236	H	0/0/0	0/0/0		
Stelios Tsafarakis	Assoc.	16	18	1820	35	11/35/68/588	62.9	35	1820	9/27/42/363	68.8	17/23/2077	H	12/15/1313	13/18/1419	0/0/0	0/0/0
Anargyros Delis	Prof.	15	19	975	56	12/39/76/628	70.8	56	975	12/38/70/618	63.3	24/34/1975	H				
Vasiliki Balaska	Asst.	15	20	717	37	12/39/76/628	87.3	37	717	15/47/87/722	97.3	15/20/728	H	12/15/469	12/15/469		
Aristomenis Antoniadis	Prof.	13	17	572	30	14/44/88/724	98.9	30	572	17/50/98/797	80.7	24/50/2857	H	11/13/438	22/35/1931	1/1/42	2/2/116
Christina Diakaki	Assoc.	11	12	914	30	15/48/99/825	92.6	30	914	13/40/74/653	77.0	22/31/5773	H	8/8/389	17/24/2455		
Vasilis Kouikoglou	Prof.	11	14	686	29	15/48/99/825	101.2	29	686	16/48/91/738	79.5	24/42/2232	H				
Georgios Atsalakis	Assoc.	10	10	763	25	17/52/107/875	100.4	25	763	14/45/82/709	101.3	14/22/3050	H	1/1/18	1/1/18		
Dimitrios Patelis	Prof.	1	0	3	5	18/65/152/1199	151.3	5	3	18/65/152/1210	151.3	2/1/21	H				

Materials Science (UPatras) - ENG - 20 matched of 20 TRS

Member	Grade	A: h	A: i10	A: cites	A: pubs	A: rank h d/u/a/all	A: comp.	B: P_i	B: C_i	B: rank C d/u/a/all	B: comp.	GS profile h/i10/cites	Conf.	OA 2012-25 h/i10/cites	OA life h/i10/cites	S2 2012-25 h/i10/cites	S2 life h/i10/cites
Baskoutas S	Prof.	47	145	7163	196	1/7/4/27	5.8	196	7163	2/10/6/55	6.9	58/197/11811	H	1/1/37	1/1/37	41/131/5572	51/175/8984
Paspalakis E	Prof.	33	98	3559	200	2/15/11/107	11.6	200	3559	3/17/18/166	10.3	53/174/9783	H			28/74/2691	42/137/6452
Bouropoulos N	Prof.	33	70	3261	99	2/15/11/107	16.5	99	3261	4/21/19/187	20.0	44/114/6886	L	0/0/0	5/5/280	27/61/2142	36/99/4729
Psarras G	Prof.	29	57	2224	97	4/24/16/161	23.7	97	2224	6/40/35/288	24.4	44/95/6387	H	28/49/1817	38/83/5105	28/59/2125	40/103/5941
Georgakilas V	Prof.	25	45	12336	72	5/36/28/232	9.8	72	12336	1/2/4/14	8.7	47/97/23244	H	0/0/0	0/0/0	20/33/8666	42/84/15746
Galanakis I	Prof.	25	47	2762	70	5/36/28/232	31.5	70	2762	5/30/25/233	21.0	49/109/12968	L	23/43/1905	44/96/9971	22/39/1707	45/95/8877
Avgouropoulos G	Prof.	23	32	1238	46	7/50/35/299	50.9	46	1238	8/73/55/521	44.5	39/62/6735	H			22/30/959	34/60/5180

Member	Grade	A: h	A: i10	A: cites	A: pubs	A: rank h d/u/a/all	A: comp.	B: P_i	B: C_i	B: rank C d/u/a/all	B: comp.	GS profile h/i10/cites	Conf.	OA 2012-25 h/i10/cites	OA life h/i10/cites	S2 2012-25 h/i10/cites	S2 life h/i10/cites
Dimos K	Assoc.	23	35	1971	48	7/50/35/299	45.1	48	1971	7/44/40/332	50.2	28/44/2441	H	0/0/0	0/0/0	1/0/7	2/1/50
Stefanatos D	Assoc.	18	37	931	71	9/66/51/483	55.0	71	931	12/88/73/644	60.1	21/46/1571	L			15/23/590	18/34/1028
Kalosakas G	Prof.	18	23	1123	51	9/66/51/483	60.0	51	1123	9/74/60/562	55.4	30/56/3394	H	14/20/728	25/50/2267	14/22/788	24/50/2227
Koutselas I	Prof.	18	27	968	45	9/66/51/483	66.0	45	968	11/82/71/622	63.0	28/48/3192	H			16/26/739	24/44/2220
Sigalas M	Prof.	17	29	1005	103	12/76/62/534	39.2	103	1005	10/79/67/603	11.5	57/137/18997	H	12/16/444	50/101/12404	13/16/483	47/117/11171
Iatridi Z	Asst.	16	18	706	36	13/84/68/588	84.8	36	706	14/100/89/726	88.2	19/25/1076	H			15/17/544	16/24/820
Poulopoulos P	Prof.	15	26	706	64	14/91/76/628	72.1	64	706	14/100/89/726	43.8	40/109/4611	H	13/16/564	35/90/3645	12/15/463	30/79/2977
Vainos N	Prof.	13	15	451	57	15/100/88/724	83.3	57	451	17/114/108/872	59.7	31/68/2967	H	0/0/0	0/0/0	11/12/341	26/56/2079
Alexandropoulos D	Assoc.	12	17	869	77	16/106/95/770	60.0	77	869	13/93/76/664	58.2	18/35/1332	L	0/0/0	0/0/0	9/9/539	14/20/769
Vanakaras A	Prof.	11	13	539	25	17/115/99/825	105.5	25	539	16/111/100/815	82.2	24/43/1679	L				
Topoglidis E	Asst.	9	9	218	23	18/120/117/919	122.2	23	218	18/125/123/1009	102.3	19/24/1870	L				

Planning & Regional Development (UTH) - ENG - 19 matched of 29 TRS

Member	Grade	A: h	A: i10	A: cites	A: pubs	A: rank h d/u/a/all	A: comp.	B: P_i	B: C_i	B: rank C d/u/a/all	B: comp.	GS profile h/i10/cites	Conf.	OA 2012-25 h/i10/cites	OA life h/i10/cites	S2 2012-25 h/i10/cites	S2 life h/i10/cites
Thomas Maloutas	n/s	23	37	2482	119	1/13/35/299	26.7	119	2482	1/11/32/263	26.3	33/73/5800	M	14/18/679	21/32/1872		
Serafeim Polyzos	n/s	23	36	1547	85	1/13/35/299	37.8	85	1547	2/18/45/437	42.8	25/62/2505	H	14/24/678	16/31/970	1/0/2	1/0/2
Leonidas Liakos	n/s	14	15	1489	36	3/35/82/672	70.7	36	1489	3/21/48/452	76.2	14/16/1502	H	13/13/1192	13/14/1204	0/0/0	0/0/0
Nikolaos Samaras	n/s	13	20	712	67	4/38/88/724	72.7	67	712	4/38/88/725	67.0	21/39/1361	M	16/23/876	20/41/2339	2/1/22	3/2/47
Apostolos Lagarias	n/s	13	14	673	37	4/38/88/724	93.9	37	673	5/40/92/749	101.1	14/15/731	H	12/12/383	12/14/491	0/0/0	2/0/5
Dimitrios Gousios	n/s	8	7	188	50	6/53/121/958	101.4	50	188	10/62/128/1031	103.6	10/13/395	H				
Anastasia Tasopoulou	n/s	7	6	314	25	7/56/123/994	119.6	25	314	7/54/116/948	124.8	6/5/295	H	6/4/165	6/4/165	2/0/16	3/1/53
Konstantinos Perakis	n/s	6	6	286	15	8/61/130/1037	129.3	15	286	8/56/118/961	125.8	12/14/1055	H	13/15/603	15/25/1135		
Ifigeneia Kokkali	n/s	5	3	377	12	9/65/139/1094	130.1	12	377	6/51/112/912	129.8	8/8/506	H	0/0/0	0/0/0	0/0/0	1/0/1
Konstantinos Lalenis	n/s	5	3	102	29	9/65/139/1094	131.7	29	102	12/68/142/1114	127.5	12/12/719	H	0/0/0	0/0/0		
Theodora Papatheochari	n/s	5	5	194	12	9/65/139/1094	136.3	12	194	9/61/127/1027	137.8	6/6/229	H	5/5/132	6/5/140		
Georgia Giannakourou	n/s	5	3	160	21	9/65/139/1094	134.6	21	160	11/64/130/1054	130.2	11/12/761	M	2/1/38	6/5/321		

Industrial Design & Production Eng. (UniWA) - ENG - 20 matched of 25 TRS

Member	Grade	A: h	A: i10	A: cites	A: pubs	A: rank h d/u/a/all	A: comp.	B: P_i	B: C_i	B: rank C d/u/a/all	B: comp.	GS profile h/i10/cites	Conf.	OA 2012-25 h/i10/cites	OA life h/i10/cites	S2 2012-25 h/i10/cites	S2 life h/i10/cites
Evangelos Pallis	Prof.	36	93	4674	201	1/5/10/87	9.7	201	4674	1/5/12/108	12.4	37/104/5071	H	30/78/3442	30/87/3658	0/0/0	0/0/0
Vassilis Papadakis	Asst.	30	85	2612	143	2/7/14/144	18.6	143	2612	2/14/29/249	24.9	33/95/3359	H				
Georgios Priniotakis	Prof.	19	30	1181	85	3/30/49/445	45.1	85	1181	3/40/57/543	47.8	23/39/1763	H	15/22/723	17/28/1037	1/1/24	1/1/24
Theofanis Orfanoudakis	Prof.	17	27	1036	91	4/41/62/534	47.4	91	1036	4/43/63/593	48.3	21/45/1622	M	3/0/32	5/0/45		
Paraskevi Zacharia	Asst.	16	27	1033	37	5/43/68/588	74.9	37	1033	5/44/64/594	74.5	21/36/1441	H	1/0/8	1/0/8	1/0/7	1/0/7
Avraam Chatzopoulos	Asst.	14	19	577	64	6/50/82/672	75.5	64	577	6/65/97/792	81.9	14/19/585	H	9/9/267	9/9/277	1/0/4	2/0/7
Demetrios Cantzos	Prof.	12	15	465	22	7/60/95/770	109.1	22	465	8/77/107/866	118.5	12/16/488	H	9/9/188	9/9/204	2/2/26	2/2/26
Nikolaos Laskaris	Asst.	11	16	555	54	8/68/99/825	87.0	54	555	7/68/99/808	88.2	15/24/927	H	0/0/0	0/0/0	0/0/0	0/0/0
Philip Azariadis Topaloglou	Prof.	10	10	429	42	9/74/107/875	102.4	42	429	9/80/110/881	90.1	19/29/1575	H	8/7/270	16/24/993	3/2/43	3/2/48
Grigorios Nikolaou	Lect.	9	9	240	21	10/82/117/919	123.9	21	240	10/98/121/996	128.7	10/10/291	H	1/0/2	1/0/2		
Dimitrios Dimogianopoulos	Prof.	7	6	227	24	11/97/123/994	123.3	24	227	11/99/122/1005	122.3	11/12/420	H	5/2/99	9/9/299		
Georgia Cheirchanteri	Asst.	6	4	83	56	12/103/130/1037	101.6	56	83	12/123/145/1130	104.3	6/4/83	H	0/0/0	0/0/0		
Soultana Vasileiadou	Asst.	2	1	17	4	13/137/150/1183	150.3	4	17	13/135/150/1191	148.3	6/3/89	H				
Antonios Primentas	Prof.	2	1	13	3	13/137/150/1183	151.0	3	13	14/138/151/1196	148.9	6/6/98	H				

Materials Science & Engineering (UoI) - ENG - 15 matched of 24 TRS

Member	Grade	A: h	A: i10	A: cites	A: pubs	A: rank h d/u/a/all	A: comp.	B: P_i	B: C_i	B: rank C d/u/a/all	B: comp.	GS profile h/i10/cites	Conf.	OA 2012-25 h/i10/cites	OA life h/i10/cites	S2 2012-25 h/i10/cites	S2 life h/i10/cites
S. Agathopoulos	Prof.	40	135	4782	190	1/1/6/64	8.6	190	4782	2/3/10/104	9.2	54/223/10068	H	0/0/0	0/0/0		
A. Avgeropoulos	Prof.	38	147	6096	246	2/3/8/76	6.9	246	6096	1/1/7/74	7.1	51/187/9380	H				
N.m. Barkoula	Prof.	27	43	2896	68	3/5/22/186	28.3	68	2896	3/5/24/219	23.6	46/77/7724	H	24/38/2095	42/74/6262		

Member	Grade	A: h	A: i10	A: cites	A: pubs	A: rank h d/u/a/all	A: comp.	B: P_i	B: C_i	B: rank C d/u/a/all	B: comp.	GS profile h/i10/cites	Conf.	OA 2012-25 h/i10/cites	OA life h/i10/cites	S2 2012-25 h/i10/cites	S2 life h/i10/cites
A. Lekatou	Prof.	25	45	1996	87	4/7/28/232	33.1	87	1996	5/9/39/327	35.1	33/72/3400	H	23/42/1645	29/63/2562		
N. Kalfagiannis	Asst.	20	31	2157	67	5/10/44/397	43.9	67	2157	4/7/37/297	46.3	25/42/2734	H	20/27/1788	23/36/2234		
N.e. Zafeiropoulos	Prof.	20	29	935	43	5/10/44/397	62.9	43	935	6/14/72/640	49.4	38/79/6842	H				
D. Fokas	Prof.	11	12	500	22	7/20/99/825	110.1	22	500	7/19/105/845	88.7	23/28/2151	H				

Mineral Resources Engineering (UoWM) - ENG - 16 matched of 19 TRS

Member	Grade	A: h	A: i10	A: cites	A: pubs	A: rank h d/u/a/all	A: comp.	B: P_i	B: C_i	B: rank C d/u/a/all	B: comp.	GS profile h/i10/cites	Conf.	OA 2012-25 h/i10/cites	OA life h/i10/cites	S2 2012-25 h/i10/cites	S2 life h/i10/cites
Vatalis Konstantinos	Prof.	18	25	1549	43	1/16/51/483	56.1	43	1549	1/17/44/436	61.5	21/30/1834	H	17/21/988	18/25/1092	16/22/891	17/27/1076
Karatzetzou Anna	Asst.	18	26	1073	71	1/16/51/483	52.4	71	1073	3/24/61/579	60.3	18/26/1089	H	16/22/772	16/22/772	8/8/229	8/8/230
Pavloudakis Fragkiskos	Asst.	17	21	824	73	3/22/62/534	58.6	73	824	4/29/78/685	63.7	18/30/1145	L	1/1/33	1/1/33	10/10/281	11/13/376
Konteos Georgios	Assoc.	15	21	1462	45	4/26/76/628	66.2	45	1462	2/18/49/458	67.8	18/27/1620	L	12/13/764	13/17/855	12/14/740	12/18/832
Taousanidis Nikolaos	Prof.	11	12	532	35	5/32/99/825	102.8	35	532	5/33/101/821	108.9	13/19/742	L	4/4/123	5/4/136		
Tsiamitros Dimitrios	Assoc.	10	11	479	46	6/37/107/875	96.9	46	479	7/38/106/861	93.0	17/24/1044	H	9/9/313	15/22/723	1/0/3	2/1/40
Tsakiridou Eleni	Prof.	10	11	525	42	6/37/107/875	99.9	42	525	6/36/102/831	97.5	16/23/1060	L	6/4/198	11/13/386	4/1/38	6/5/141
Iordanidis Andreas	Prof.	10	12	248	23	6/37/107/875	117.4	23	248	8/46/120/990	111.7	17/26/1135	H	10/10/237	17/23/793	12/14/327	18/30/1056
Gkaras Stylianos	Prof.	7	4	129	17	9/48/123/994	132.3	17	129	9/53/136/1084	136.3	9/8/235	H			1/0/8	1/0/8
Marinakis Dimitrios	Asst.	6	5	129	16	10/52/130/1037	135.5	16	129	9/53/136/1084	139.3	7/7/165	H	6/5/101	7/5/121	8/7/182	14/21/532
Andronikidis Nikolaos	Asst.	5	4	106	23	11/56/139/1094	135.4	23	106	11/59/141/1107	136.9	6/5/136	M	2/1/19	2/1/19	5/4/69	6/5/82
Tavoultzidou Stavroula	Asst.	3	2	35	6	12/59/149/1156	149.0	6	35	12/62/149/1168	149.7	3/2/35	H	3/0/17	3/0/17	1/0/7	1/0/7

5F. External ranking systems: every faculty member found (Top 2% career list, Research.com)

Table 16 lists every member present in at least one of the two systems - 193 members in total - with the value on which each system ranks them; a dash marks a system in which the member is absent. 68 members appear in both. The members' own Google Scholar, OpenAlex and Semantic Scholar values are in Section 5E and are not repeated here.

Table 16. Faculty members in the Top 2% career list or in the Research.com Greece rankings: each system's ranking values.

Univ.	Department	Member	Area	Top 2%	Top 2% rank (ns) / c	Top 2% field	Research.com	RC nat. rank / D-index	RC discipline
UPatras	Civil Engineering	Triantafyllou Athanasios	CIV	yes	16,052 / 4.036	Engineering	yes	11 / 61	engineering and technology
UPatras	Mechanical Eng. & Aeronautics	Mourtzis Dimitrios	MECH	yes	19,744 / 3.980	Engineering	yes	5 / 62	mechanical and aerospace engineering
UniWA	Mechanical Engineering	Bellos Evangelos	MECH	yes	26,794 / 3.895	Enabling & Strategic Technologies	yes	1 / 76	mechanical and aerospace engineering
DUTH	Electrical & Computer Engineering	Angelidis Vasileios	ECE	yes	28,915 / 3.873	Engineering	yes	3 / 90	electronics and electrical engineering
NKUA	Informatics & Telecommunications	Achlioptas Dimitris	CS	yes	29,861 / 3.864	Information & Communication Techno	yes	26 / 52	computer science
UTH	Energy Systems	Papageorgiou Elpiniki	ENV	yes	39,612 / 3.781	Information & Communication Techno	yes	15 / 57	computer science
UPatras	Civil Engineering	Papadakis Evangelos	CIV	yes	44,877 / 3.743	Built Environment & Design	-	-	-
UPatras	Environmental Engineering	Papadakis Evangelos	ENV	yes	44,877 / 3.743	Built Environment & Design	-	-	-
NTUA	Mechanical Engineering	Giakoumis Evangelos	MECH	yes	45,721 / 3.737	Enabling & Strategic Technologies	yes	34 / 49	engineering and technology
NTUA	Applied Mathematical & Physical Sciences	Giannakopoulos Antonios	ENG	yes	48,062 / 3.721	Engineering	-	-	-
NTUA	Civil Engineering	Vamvatsikos Dimitrios	CIV	yes	48,579 / 3.718	Enabling & Strategic Technologies	yes	57 / 40	engineering and technology
UTH	Mechanical Engineering	Tsiakaras Panagiotis	MECH	yes	50,451 / 3.706	Enabling & Strategic Technologies	yes	8 / 81	chemistry
AUTH	Informatics	Ouzounis Christos	CS	yes	50,622 / 3.705	Biomedical Research	-	-	-
AUTH	Mechanical Engineering	Papadopoulos Agis	MECH	yes	50,820 / 3.704	Enabling & Strategic Technologies	yes	38 / 48	engineering and technology
NKUA	Informatics & Telecommunications	Ioannidis Giannis	CS	yes	51,517 / 3.699	Information & Communication Techno	yes	5 / 68	computer science
NTUA	Applied Mathematical & Physical Sciences	Kechagias Alexandros	ENG	yes	55,628 / 3.675	Physics & Astronomy	-	-	-
UTH	Mechanical Engineering	Papadimitriou Kostas	MECH	yes	58,959 / 3.656	Physics & Astronomy	yes	26 / 52	engineering and technology
UoI	Computer Science & Engineering	Lykas Aristeidis	CS	yes	59,247 / 3.654	Information & Communication Techno	yes	40 / 47	computer science
UPatras	Chemical Engineering	Pandis Spyros	CHE	yes	62,178 / 3.638	Earth & Environmental Sciences	yes	1 / 115	environmental sciences
NTUA	Civil Engineering	Vlahogianni Eleni	CIV	yes	62,807 / 3.635	Economics & Business	yes	52 / 42	engineering and technology
AUTH	Informatics	Tsoumakas Grigorios	CS	yes	67,089 / 3.613	Information & Communication Techno	yes	33 / 49	computer science
HMU	Electrical & Computer Engineering	Kymakis Emmanouel	ECE	yes	76,867 / 3.566	Enabling & Strategic Technologies	yes	15 / 61	materials science
NTUA	Civil Engineering	Lagaros Nikolaos	CIV	yes	77,961 / 3.561	Engineering	yes	47 / 44	engineering and technology
NTUA	Applied Mathematical & Physical Sciences	Giannopapas Vasileios	ENG	yes	79,250 / 3.555	Physics & Astronomy	-	-	-

Univ.	Department	Member	Area	Top 2%	Top 2% rank (ns) / c	Top 2% field	Research.com	RC nat. rank / D-index	RC discipline
UoI	Computer Science & Engineering	Mamoulis Nikolaos	CS	yes	82,515 / 3.540	Information & Communication Techno	yes	10 / 64	computer science
NTUA	Applied Mathematical & Physical Sciences	Kouvaris Christoforos	ENG	yes	91,392 / 3.505	Physics & Astronomy	-	-	-
AUTH	Mechanical Engineering	Tagaras Georgios	MECH	yes	98,257 / 3.479	Engineering	yes	79 / 33	engineering and technology
DUTH	Civil Engineering	Chalioris Konstantinos	CIV	yes	112,990 / 3.427	Engineering	-	-	-
AUEB	Informatics	Koutsopoulos Iordanis	CS	yes	114,914 / 3.420	Information & Communication Techno	yes	118 / 31	computer science
AUTH	Mechanical Engineering	Natsiavas Sotirios	MECH	yes	125,702 / 3.387	Engineering	-	-	-
NTUA	Mechanical Engineering	Chountalas Dimitrios	MECH	yes	129,122 / 3.377	Enabling & Strategic Technologies	yes	43 / 46	engineering and technology
DUTH	Electrical & Computer Engineering	Kosmatopoulos Ilias	ECE	yes	132,207 / 3.367	Engineering	yes	9 / 45	mechanical and aerospace engineering
UoI	Computer Science & Engineering	Vasileiadis Panagiotis	CS	yes	138,114 / 3.350	Information & Communication Techno	yes	38 / 48	computer science
UPatras	Electrical & Computer Engineering	Tomkos Ioannis	ECE	yes	139,364 / 3.347	Enabling & Strategic Technologies	yes	11 / 53	electronics and electrical engineering
NTUA	Civil Engineering	Dermatas Dimitrios	CIV	yes	140,553 / 3.344	Earth & Environmental Sciences	-	-	-
AUTH	Informatics	Kotropoulos Konstantinos	CS	yes	141,349 / 3.341	Information & Communication Techno	yes	51 / 45	computer science
NKUA	Informatics & Telecommunications	Smaragdakis Giannis	CS	yes	144,141 / 3.334	Information & Communication Techno	yes	47 / 46	computer science
UTH	Mechanical Engineering	Karamanos Spyros	MECH	yes	144,654 / 3.333	Engineering	yes	15 / 36	mechanical and aerospace engineering
UoI	Computer Science & Engineering	Parsopoulos Konstantinos	CS	yes	147,536 / 3.325	Information & Communication Techno	yes	80 / 37	computer science
UniPi	Informatics	Theodoridis Ioannis	CS	yes	148,659 / 3.322	Information & Communication Techno	yes	11 / 61	computer science
UPatras	Mechanical Eng. & Aeronautics	Makris Sotirios	MECH	yes	153,316 / 3.310	Engineering	yes	27 / 52	engineering and technology
NKUA	Informatics & Telecommunications	Koubarakis Manolis	CS	yes	157,050 / 3.300	Information & Communication Techno	yes	28 / 52	computer science
UniPi	Informatics	Douligeris Christos	CS	yes	157,588 / 3.299	Information & Communication Techno	yes	73 / 39	computer science
UPatras	Mechanical Eng. & Aeronautics	Tserpes Konstantinos	MECH	yes	158,208 / 3.297	Enabling & Strategic Technologies	-	-	-
UoWM	Chemical Engineering	Frontistis Zacharias	CHE	yes	158,639 / 3.296	Chemistry	yes	50 / 54	chemistry
AUTH	Civil Engineering	Stefanou George	CIV	yes	162,147 / 3.287	Mathematics & Statistics	-	-	-
UoWM	Mechanical Engineering	Theodoulidis Theodoros	MECH	yes	169,387 / 3.270	Physics & Astronomy	-	-	-
UPatras	Electrical & Computer Engineering	Skodras Athanasios	ECE	yes	177,309 / 3.251	Information & Communication Techno	-	-	-
UoP	Mechanical Engineering	Xydis Georgios	MECH	yes	179,643 / 3.246	Enabling & Strategic Technologies	-	-	-
TUC	Architecture	Maravelaki Pagona	ARCH	yes	181,001 / 3.242	Built Environment & Design	-	-	-
AUTH	Civil Engineering	Theodosiou Theodoros	CIV	yes	183,949 / 3.236	Built Environment & Design	-	-	-
NKUA	Informatics & Telecommunications	Gounopoulos Dimitrios	CS	yes	185,885 / 3.231	Information & Communication Techno	yes	2 / 76	computer science
NTUA	Civil Engineering	Sapountzakis Evangelos	CIV	yes	187,152 / 3.229	Engineering	-	-	-
UoI	Computer Science & Engineering	Pitoura Evangelia	CS	yes	187,700 / 3.227	Information & Communication Techno	yes	24 / 53	computer science
NTUA	Mechanical Engineering	Giannakoglou Kyriakos	MECH	yes	191,571 / 3.219	Mathematics & Statistics	-	-	-
UPatras	Chemical Engineering	Pasparakis Georgios	CHE	yes	198,547 / 3.204	Chemistry	-	-	-
Aegean	Information & Communication Systems Eng.	Kabourakis Georgios	CS	yes	200,976 / 3.199	Information & Communication Techno	yes	55 / 43	computer science
NTUA	Mechanical Engineering	Tzivanidis Christos	MECH	yes	201,121 / 3.199	Enabling & Strategic Technologies	yes	4 / 65	mechanical and aerospace engineering
DUTH	Electrical & Computer Engineering	Bakos Georgios	ECE	yes	201,741 / 3.197	Enabling & Strategic Technologies	-	-	-
AUTH	Civil Engineering	Stefanidou Maria	CIV	yes	201,894 / 3.197	Built Environment & Design	-	-	-
NTUA	Civil Engineering	Yannis George	CIV	yes	204,950 / 3.191	Economics & Business	yes	31 / 50	engineering and technology
UoWM	Electrical & Computer Engineering	Tsipouras Markos	ECE	yes	205,338 / 3.190	Information & Communication Techno	yes	81 / 37	computer science
UPatras	Chemical Engineering	Mavrantzas Vlasis	CHE	yes	209,432 / 3.182	Chemistry	yes	58 / 40	engineering and technology
Aegean	Information & Communication Systems Eng.	Symeonidis Panagiotis	CS	yes	212,464 / 3.175	Information & Communication Techno	yes	106 / 33	computer science
NTUA	Mechanical Engineering	Kakaras Emmanouil	MECH	yes	212,893 / 3.175	Enabling & Strategic Technologies	yes	33 / 50	engineering and technology
UniPi	Informatics	Virvou Maria	CS	yes	213,038 / 3.174	Information & Communication Techno	-	-	-
AUEB	Informatics	Syris Vasileios	CS	yes	216,123 / 3.168	Information & Communication Techno	-	-	-
AUTH	Mechanical Engineering	Michailidis Nikolaos	MECH	yes	217,662 / 3.165	Enabling & Strategic Technologies	-	-	-
UPatras	Mechanical Eng. & Aeronautics	Stavropoulos Panagiotis	MECH	yes	223,169 / 3.155	Engineering	-	-	-

Univ.	Department	Member	Area	Top 2%	Top 2% rank (ns) / c	Top 2% field	Research.com	RC nat. rank / D-index	RC discipline
NTUA	Mechanical Engineering	Vosniakos Georgios - Christoforos	MECH	yes	225,364 / 3.150	Engineering	-	-	-
UTH	Mechanical Engineering	Ziliaskopoulos Thanasis	MECH	yes	226,533 / 3.148	Economics & Business	-	-	-
Aegean	Information & Communication Systems Eng.	Kokolakis Spyros	CS	yes	232,531 / 3.137	Information & Communication Techno	-	-	-
UPatras	Environmental Engineering	Koutsias Nikolaos	ENV	yes	234,752 / 3.133	Engineering	-	-	-
IHU	Computer Science	Kabourlazos Vasileios	CS	yes	243,025 / 3.118	Information & Communication Techno	yes	124 / 31	computer science
UTH	Electrical & Computer Engineering	Loutridis Spyridon	ECE	yes	249,249 / 3.107	Physics & Astronomy	-	-	-
UPatras	Chemical Engineering	Kornaros Michalis	CHE	yes	251,726 / 3.103	Enabling & Strategic Technologies	yes	18 / 59	environmental sciences
AUTH	Mechanical Engineering	Seferlis Panagiotis	MECH	yes	253,297 / 3.100	Engineering	yes	64 / 37	engineering and technology
UPatras	Computer Engineering & Informatics	Sklavos Nikolaos	CS	yes	259,604 / 3.089	Information & Communication Techno	-	-	-
UniWA	Electrical & Electronics Engineering	Alexandridis Alex	ECE	yes	259,902 / 3.089	Engineering	yes	82 / 32	engineering and technology
DUTH	Electrical & Computer Engineering	Pratikakis Ioannis	ECE	yes	261,285 / 3.086	Information & Communication Techno	yes	34 / 49	computer science
DUTH	Electrical & Computer Engineering	Karafyllidis Ioannis	ECE	yes	262,214 / 3.085	Physics & Astronomy	-	-	-
NTUA	Mechanical Engineering	Karellas Sotirios	MECH	yes	266,068 / 3.079	Enabling & Strategic Technologies	yes	35 / 49	engineering and technology
UPatras	Electrical & Computer Engineering	Serpanos Dimitrios	ECE	yes	272,000 / 3.069	Information & Communication Techno	-	-	-
HMU	Electrical & Computer Engineering	Papadourakis Georgios	ECE	yes	272,986 / 3.067	Enabling & Strategic Technologies	yes	4 / 69	engineering and technology
AUTH	Mechanical Engineering	Koltsakis Grigorios	MECH	yes	273,109 / 3.067	Enabling & Strategic Technologies	-	-	-
UPatras	Environmental Engineering	Antonopoulou Maria	ENV	yes	275,773 / 3.063	Earth & Environmental Sciences	-	-	-
NTUA	Mechanical Engineering	Mathioudakis Konstantinos	MECH	yes	277,684 / 3.060	Engineering	-	-	-
NTUA	Applied Mathematical & Physical Sciences	Exadaktylos Georgios	ENG	yes	278,060 / 3.059	Engineering	-	-	-
NTUA	Mechanical Engineering	Anagnostopoulos Ioannis	MECH	yes	278,197 / 3.059	Engineering	-	-	-
AUEB	Informatics	Toubis Stavros	CS	yes	280,182 / 3.056	Information & Communication Techno	-	-	-
UPatras	Civil Engineering	Papanikolaou Aikaterini	CIV	yes	281,488 / 3.054	Built Environment & Design	-	-	-
AUTH	Informatics	Vlachavas Ioannis	CS	yes	284,757 / 3.048	Information & Communication Techno	yes	19 / 54	computer science
IHU	Information & Electronic Engineering	Chatzimisios Periklis	ECE	yes	285,227 / 3.048	Information & Communication Techno	yes	77 / 38	computer science
UPatras	Mechanical Eng. & Aeronautics	Labeas Georgios	MECH	yes	285,925 / 3.047	Engineering	-	-	-
NTUA	Mechanical Engineering	Rentizelas Athanasios	MECH	yes	289,373 / 3.041	Enabling & Strategic Technologies	-	-	-
UPatras	Civil Engineering	Karavasilis Theodoros	CIV	yes	289,562 / 3.041	Engineering	yes	78 / 34	engineering and technology
UPatras	Electrical & Computer Engineering	Avouris Nikolaos	ECE	yes	293,224 / 3.036	Information & Communication Techno	yes	103 / 33	computer science
DUTH	Civil Engineering	Iliadis Lazaros	CIV	yes	302,621 / 3.021	Information & Communication Techno	-	-	-
AUTH	Informatics	Papadimitriou Georgios	CS	yes	306,412 / 3.016	Information & Communication Techno	-	-	-
AUEB	Informatics	Androutsopoulos Ion Ioannis	CS	yes	312,466 / 3.007	Information & Communication Techno	yes	29 / 51	computer science
UniPi	Informatics	Patsakis Konstantinos	CS	yes	313,717 / 3.005	Information & Communication Techno	yes	127 / 30	computer science
UPatras	Computer Engineering & Informatics	Zacharaki Eva	CS	yes	316,607 / 3.001	Information & Communication Techno	-	-	-
UPatras	Mechanical Eng. & Aeronautics	Karakapilidis Nikolaos	MECH	yes	318,698 / 2.998	Information & Communication Techno	-	-	-
UPatras	Computer Engineering & Informatics	Nikoletseas Sotiris	CS	yes	319,662 / 2.997	Information & Communication Techno	yes	22 / 42	electronics and electrical engineering
UTH	Electrical & Computer Engineering	Argyriou Antonios	ECE	yes	320,019 / 2.996	Information & Communication Techno	-	-	-
NKUA	Informatics & Telecommunications	Alexandropoulos Georgios	CS	yes	321,159 / 2.995	Information & Communication Techno	yes	6 / 60	electronics and electrical engineering
NKUA	Informatics & Telecommunications	Emiris Ioannis	CS	yes	321,546 / 2.994	Information & Communication Techno	-	-	-
UniWA	Mechanical Engineering	Zafeirakis Dimitrios	MECH	yes	322,136 / 2.993	Enabling & Strategic Technologies	-	-	-
NKUA	Informatics & Telecommunications	Roussou Maria	CS	yes	322,754 / 2.992	Information & Communication Techno	-	-	-
NTUA	Mechanical Engineering	Markopoulos Angelos	MECH	yes	326,734 / 2.987	Enabling & Strategic Technologies	-	-	-
UTH	Mechanical Engineering	Chaidemenopoulos Grigoris	MECH	yes	328,672 / 2.984	Enabling & Strategic Technologies	-	-	-
UoWM	Electrical & Computer Engineering	Sarigiannidis Panagiotis	ECE	yes	329,100 / 2.984	Information & Communication Techno	yes	41 / 47	computer science

Univ.	Department	Member	Area	Top 2%	Top 2% rank (ns) / c	Top 2% field	Research.com	RC nat. rank / D-index	RC discipline
UPatras	Mechanical Eng. & Aeronautics	Kallinteris Ioannis	MECH	yes	331,132 / 2.981	Engineering	-	-	-
NTUA	Civil Engineering	Gkiotsalitis Konstantinos	CIV	yes	332,315 / 2.979	Economics & Business	-	-	-
NTUA	Applied Mathematical & Physical Sciences	Kourkoulis Stavros	ENG	yes	333,243 / 2.978	Engineering	-	-	-
NKUA	Informatics & Telecommunications	Gkizopoulos Dimitrios	CS	yes	337,981 / 2.971	Information & Communication Techno	yes	87 / 36	computer science
IHU	Information & Electronic Engineering	Diamantaras Konstantinos	ECE	yes	339,007 / 2.970	Information & Communication Techno	-	-	-
DUTH	Electrical & Computer Engineering	Syrakoulis Georgios	ECE	yes	341,176 / 2.967	Information & Communication Techno	-	-	-
DUTH	Electrical & Computer Engineering	Zoiros Kyriakos	ECE	yes	341,371 / 2.967	Enabling & Strategic Technologies	yes	46 / 30	electronics and electrical engineering
AUTH	Informatics	Tefas Anastasios	CS	yes	341,883 / 2.966	Information & Communication Techno	yes	20 / 54	computer science
UPatras	Environmental Engineering	Antonopoulou Georgia	ENV	yes	343,352 / 2.964	Enabling & Strategic Technologies	-	-	-
UPatras	Chemical Engineering	Dasios Konstantinos	CHE	yes	345,023 / 2.962	Enabling & Strategic Technologies	-	-	-
NTUA	Civil Engineering	Gerolimos Nikolaos	CIV	yes	349,375 / 2.956	Engineering	-	-	-
UoP	Mechanical Engineering	Giannopoulos Georgios	MECH	yes	351,126 / 2.954	Enabling & Strategic Technologies	-	-	-
UPatras	Chemical Engineering	Katsaounis Alexandros	CHE	yes	352,061 / 2.953	Enabling & Strategic Technologies	-	-	-
DUTH	Electrical & Computer Engineering	Dimitrakopoulos Georgios	ECE	yes	356,418 / 2.947	Information & Communication Techno	-	-	-
UoI	Computer Science & Engineering	Tsaparas Panagiotis	CS	yes	357,851 / 2.945	Information & Communication Techno	yes	115 / 31	computer science
UTH	Mechanical Engineering	Papathanasiou Athanasios	MECH	yes	358,881 / 2.944	Enabling & Strategic Technologies	-	-	-
NTUA	Mechanical Engineering	Braimakis Konstantinos	MECH	yes	366,839 / 2.934	Enabling & Strategic Technologies	-	-	-
AUTH	Civil Engineering	Kontoleon Karolos	CIV	yes	368,263 / 2.932	Enabling & Strategic Technologies	-	-	-
UoWM	Chemical Engineering	Goula Maria	CHE	yes	368,974 / 2.931	Enabling & Strategic Technologies	-	-	-
UPatras	Computer Engineering & Informatics	Verikoukis Christos	CS	yes	373,822 / 2.925	Information & Communication Techno	yes	15 / 48	electronics and electrical engineering
Aegean	Information & Communication Systems Eng.	Charalabidis Giannis	CS	yes	374,221 / 2.925	Information & Communication Techno	yes	98 / 33	computer science
UoWM	Mechanical Engineering	Skodras Giorgos	MECH	yes	375,126 / 2.924	Enabling & Strategic Technologies	-	-	-
UPatras	Computer Engineering & Informatics	Xenos Michalis	CS	yes	385,643 / 2.911	Information & Communication Techno	-	-	-
UPatras	Chemical Engineering	Armaou Antonis	CHE	yes	388,852 / 2.907	Engineering	-	-	-
NKUA	Informatics & Telecommunications	Christodoulopoulos Konstantinos	CS	yes	391,126 / 2.904	Enabling & Strategic Technologies	-	-	-
NKUA	Informatics & Telecommunications	Syvridis Dimitrios	CS	yes	397,753 / 2.896	Enabling & Strategic Technologies	yes	38 / 34	electronics and electrical engineering
DUTH	Production & Management Engineering	Gasteratos Antonios	MECH	yes	400,419 / 2.893	Information & Communication Techno	yes	68 / 40	computer science
UniPi	Informatics	Tsichrintzis Georgios	CS	yes	407,461 / 2.885	Information & Communication Techno	-	-	-
UoI	Computer Science & Engineering	Tsirimokou Georgia	CS	yes	437,063 / 2.853	Engineering	-	-	-
DUTH	Electrical & Computer Engineering	Papanikolaou Nikolaos	ECE	yes	468,120 / 2.820	Engineering	-	-	-
AUTH	Informatics	Pleros Nikos	CS	yes	481,561 / 2.807	Enabling & Strategic Technologies	yes	20 / 43	electronics and electrical engineering
AUTH	Informatics	Miliou Amalia	CS	yes	540,341 / 2.752	Enabling & Strategic Technologies	-	-	-
TUC	Electrical & Computer Engineering	Minos Garofalakis	ECE	-	-	-	yes	3 / 75	computer science
UoWM	Informatics	Dimitrios Fotiadis	CS	-	-	-	yes	4 / 71	computer science
TUC	Production Engineering & Management	Konstantinos Zopounidis	ENG	-	-	-	yes	5 / 67	engineering and technology
UoWM	Mineral Resources Engineering	Triantafyllou Athanasios	ENG	-	-	-	yes	11 / 61	engineering and technology
UPatras	Mechanical Eng. & Aeronautics	Michalos Georgios	MECH	-	-	-	yes	11 / 42	mechanical and aerospace engineering
AUTH	Mechanical Engineering	Ntziachristos Leonidas	MECH	-	-	-	yes	16 / 60	engineering and technology
NTUA	Electrical & Computer Engineering	Symeon Papavassiliou	ECE	-	-	-	yes	16 / 47	electronics and electrical engineering
NTUA	Rural, Surveying & Geoinformatics Eng.	Tsichrintzis Vasileios	CIV	-	-	-	yes	19 / 57	engineering and technology
NTUA	Electrical & Computer Engineering	Pavlos Georgilakis	ECE	-	-	-	yes	19 / 44	electronics and electrical engineering
NTUA	Electrical & Computer Engineering	Stavros Papathanassiou	ECE	-	-	-	yes	24 / 41	electronics and electrical engineering
TUC	Electrical & Computer Engineering	Thrasyvoulos Spyropoulos	ECE	-	-	-	yes	25 / 40	electronics and electrical engineering
UTH	Electrical & Computer Engineering	Potamianos Gerasimos	ECE	-	-	-	yes	27 / 39	electronics and electrical engineering
TUC	Chemical & Environmental Engineering	Dimitrios Gournis	ENV	-	-	-	yes	28 / 51	materials science

Univ.	Department	Member	Area	Top 2%	Top 2% rank (ns) / c	Top 2% field	Research.com	RC nat. rank / D-index	RC discipline
NTUA	Electrical & Computer Engineering	Hercules Avramopoulos	ECE	-	-	-	yes	28 / 38	electronics and electrical engineering
NTUA	Electrical & Computer Engineering	George Korres	ECE	-	-	-	yes	32 / 37	electronics and electrical engineering
TUC	Electrical & Computer Engineering	Sotirios Ioannidis	ECE	-	-	-	yes	32 / 50	computer science
NTUA	Electrical & Computer Engineering	Konstantina Nikita	ECE	-	-	-	yes	35 / 49	computer science
NTUA	Electrical & Computer Engineering	Haris Doukas	ECE	-	-	-	yes	36 / 49	engineering and technology
NTUA	Electrical & Computer Engineering	Constantinos Valagiannopoulos	ECE	-	-	-	yes	36 / 35	electronics and electrical engineering
TUC	Electrical & Computer Engineering	Eftychios Koutroulis	ECE	-	-	-	yes	37 / 34	electronics and electrical engineering
TUC	Chemical & Environmental Engineering	Theocharis Tsoutsos	ENV	-	-	-	yes	39 / 48	engineering and technology
UniWA	Informatics & Computer Engineering	Antonios Bogris	CS	-	-	-	yes	39 / 33	electronics and electrical engineering
NTUA	Electrical & Computer Engineering	Alexandros Potamianos	ECE	-	-	-	yes	39 / 48	computer science
AUTH	Electrical & Computer Engineering	Dimitrios Zografopoulos	ECE	-	-	-	yes	40 / 33	electronics and electrical engineering
NTUA	Electrical & Computer Engineering	Athanasios D. Panagopoulos	ECE	-	-	-	yes	41 / 32	electronics and electrical engineering
NTUA	Electrical & Computer Engineering	Dimitrios Soudris	ECE	-	-	-	yes	43 / 31	electronics and electrical engineering
NTUA	Electrical & Computer Engineering	Gregoris Mentzas	ECE	-	-	-	yes	46 / 45	engineering and technology
TUC	Chemical & Environmental Engineering	Michalis Lazaridis	ENV	-	-	-	yes	48 / 41	environmental sciences
TUC	Production Engineering & Management	Ioannis Papamichail	ENG	-	-	-	yes	49 / 43	engineering and technology
NTUA	Applied Mathematical & Physical Sciences	Kontos Athanasios	ENG	-	-	-	yes	54 / 41	engineering and technology
TUC	Production Engineering & Management	Ioannis Marinakis	ENG	-	-	-	yes	59 / 42	computer science
NTUA	Mechanical Engineering	Koulouriotis Dimitrios	MECH	-	-	-	yes	60 / 42	computer science
AUTH	Rural & Surveying Engineering	Athanasios Loukas	CIV	-	-	-	yes	61 / 35	environmental sciences
HMU	Electrical & Computer Engineering	Tsiknakis Emmanouel	ECE	-	-	-	yes	67 / 40	computer science
TUC	Electrical & Computer Engineering	Evangelos Kalogerakis	ECE	-	-	-	yes	72 / 39	computer science
NTUA	Electrical & Computer Engineering	Antonios Kladas	ECE	-	-	-	yes	75 / 35	engineering and technology
AUTH	Electrical & Computer Engineering	Emmanouil Kriezis	ECE	-	-	-	yes	76 / 34	engineering and technology
AUTH	Informatics	Stamelos Ioannis	CS	-	-	-	yes	78 / 38	computer science
HMU	Electrical & Computer Engineering	Marias Konstantinos	ECE	-	-	-	yes	86 / 36	computer science
AUEB	Informatics	Kotidis Ioannis	CS	-	-	-	yes	91 / 35	computer science
NTUA	Electrical & Computer Engineering	Theodora Varvarigou	ECE	-	-	-	yes	92 / 35	computer science
Aegean	Product & Systems Design Eng.	Damianos Gavalas	ARCH	-	-	-	yes	95 / 34	computer science
UTH	Electrical & Computer Engineering	Katsaros Dimitrios	ECE	-	-	-	yes	108 / 32	computer science
NTUA	Electrical & Computer Engineering	Nectarios Koziris	ECE	-	-	-	yes	110 / 32	computer science
DUTH	Production & Management Engineering	Chatzoglou Prodromos	MECH	-	-	-	yes	112 / 32	computer science
UniPi	Digital Systems	Panagiotis Demestichas	CS	-	-	-	yes	116 / 31	computer science
UoP	Mechanical Engineering	Apostolou Dimitrios	MECH	-	-	-	yes	120 / 31	computer science
UniPi	Informatics	Apostolou Dimitrios	CS	-	-	-	yes	120 / 31	computer science
UniPi	Digital Systems	Dimosthenis Kyriazis	CS	-	-	-	yes	123 / 31	computer science

Top 2% values are from the career-long list (August 2025 update, publications to end-2024, without self-citations); Research.com values are the best national rank and the highest D-index across the member's discipline lists, read 27 August 2026.

5G. The Greek faculty against Europe: the best unit per country in the Top 2% career list

Section 5D asked whether the Greek faculty appear in the global systems; this section asks how Greece's best compare with every other European country's best in the same disciplines. The workflow necessarily starts from the system's complete list, restricted to the Science-Metrix fields that cover engineering and computer science - Engineering, Information & Communication Technologies, Enabling & Strategic Technologies, Built Environment & Design - and picks, for each of the 49 European countries considered (the 27 EU members and 22 non-EU states, including the transcontinental ones), the best-ranked faculty member by the system's own metric and the leading institution, defined as the one with the most listed

scientists in those fields; the list records institutions, not departments. Research.com publishes national lists per discipline rather than a single cross-country ranking, so the Europe-wide comparison rests on the Top 2% career list, which is published as one global table and is therefore the system that supports a like-for-like country comparison.

Greece's position (Figure 33): with 499 scientists in the engineering and ICT fields of the Top 2% career list, Greece stands 11th of the 45 European countries with at least one listed scientist; its best-ranked scientist (Hatziargyriou, Nikos D., National Technical University of Athens (NTUA), rank 5,222, c = 4.306) places the country 25th on the best c-score, and its leading institution (National Technical University of Athens (NTUA)) has 83 listed scientists. Table 17 gives every country's best units; Figures 34 and 35 the country comparisons and the distances from Greece.

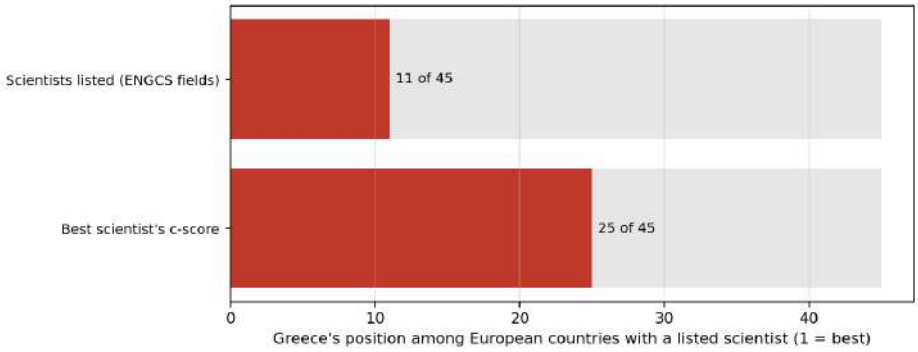

Figure 33. Greece's position among the European countries on the two country-level metrics of the Top 2% career list restricted to the engineering and ICT fields (red = Greece's position, 1 = best; grey = number of countries with a listed scientist).

Table 17. World's Top 2% Scientists, career-long list, engineering and ICT fields: scientists listed, best-ranked scientist and leading institution per European country (Greece first).

Country	EU	Listed	Best-ranked scientist	Institution	Rank (ns)	c-score	h24	Subfield	Leading institution (n listed)
Greece	EU	499	Hatziargyriou, Nikos D.	National Technical University of Athens (NTUA)	5,222	4.306	75	Energy	National Technical University of Athens (NTUA) (83)
Albania	non-EU	1	Karlik, Bekir	Epoka University	356,138	2.948	21	Artificial Intelligence & Imag	Epoka University (1)
Andorra	non-EU	0	-	-	-	-	-	-	-
Armenia	non-EU	0	-	-	-	-	-	-	-
Austria	EU	347	Hochreiter, Sepp	Johannes Kepler University Linz	2,544	4.456	41	Artificial Intelligence & Imag	Technische Universität Wien (85)
Azerbaijan	non-EU	9	Sofiyev, A. Heydaroglu	Azerbaijan University of Architecture and Constructi	22,895	3.939	41	Materials	State Oil Company of the Azerbaijan Republic (2)
Belarus	non-EU	8	Trukhanov, Alex V.	Scientific Practical Materials Research Centre of NA	134,902	3.360	74	Materials	Belarusian State University (3)
Belgium	EU	418	van der Bruggen, Bart	KU Leuven	2,227	4.485	103	Chemical Engineering	KU Leuven (109)
Bosnia and Herzegovina	non-EU	5	Hanjalić, Kemal	Academy of Sciences and Arts of Bosnia and Herzegovi	34,334	3.823	43	Mechanical Engineering & Trans	University of East Sarajevo (2)
Bulgaria	EU	35	Atanassov, Krassimir T.	Institute of Biophysics and Biomedical Engineering,	3,614	4.384	28	Artificial Intelligence & Imag	The Bulgarian Academy of Sciences (5)
Croatia	EU	24	Barbir, Frano	Faculty of Electrical Engineering, Mechanical Engine	26,807	3.895	34	Energy	University of Zagreb, Faculty of Electrical En (6)
Cyprus	EU	48	Kalogirou, Soteris A.	Cyprus University of Technology	1,170	4.603	78	Energy	University of Cyprus (18)
Czechia	EU	152	Pumera, Martin	University of Chemistry and Technology, Prague	453	4.773	109	Nanoscience & Nanotechnology	Czech Technical University in Prague (25)
Denmark	EU	394	Blaabjerg, Frede	Aalborg University	389	4.808	163	Electrical & Electronic Engine	Technical University of Denmark (183)
Estonia	EU	32	Dumas, Marlon	Tartu Ülikool	47,875	3.722	62	Artificial Intelligence & Imag	Tartu Ülikool (11)
Finland	EU	317	Hyvärinen, Aapo	Helsingin Yliopisto	1,969	4.511	50	Artificial Intelligence & Imag	Aalto University (94)
France	EU	1508	Tarascon, Jean Marie	CNRS Centre National de la Recherche Scientifique	162	4.953	145	Energy	Université Grenoble Alpes (81)
Georgia	non-EU	4	Kisi, Ozgur	Ilia State University (ISU)	2,313	4.477	85	Environmental Engineering	Ilia State University (ISU) (2)
Germany	EU	2328	van der Aalst, Wil M.P.	Rheinisch-Westfälische Technische Hochschule Aachen	229	4.898	111	Artificial Intelligence & Imag	Technische Universität München (108)
Hungary	EU	109	Lovász, László Miklós	Alfréd Rényi Institute of Mathematics	4,638	4.332	60	Computation Theory & Mathemati	Budapest University of Technology and Economic (25)
Iceland	non-EU	15	Akyildiz, Ian Fuat	Haskoli Islands	894	4.649	108	Networking & Telecommunication	Haskoli Islands (8)
Ireland	EU	209	Coleman, Jonathan N.	Trinity College Dublin	1,235	4.596	109	Nanoscience & Nanotechnology	Trinity College Dublin (37)
Italy	EU	2049	Scrosati, Bruno	Sapienza Università di Roma	1,079	4.617	104	Energy	Politecnico di Milano (172)

Country	EU	Listed	Best-ranked scientist	Institution	Rank (ns)	c-score	h24	Subfield	Leading institution (n listed)
Kosovo	non-EU	0	-	-	-	-	-	-	-
Latvia	EU	6	Ambainis, Andris	Latvijas Universitāte	28,094	3.882	36	Computation Theory & Mathemati	Riga Technical University (3)
Liechtenstein	non-EU	3	Jameson, Anthony	Chusable AG	164,457	3.281	20	Artificial Intelligence & Imag	Universität Liechtenstein (2)
Lithuania	EU	16	Zavadskas, Edmundas Kazimieras	Vilniaus Gedimino Technikos Universitetas	8,975	4.183	97	Civil Engineering	Vilniaus Gedimino Technikos Universitetas (7)
Luxembourg	EU	29	Ottersten, Björn E.	University of Luxembourg	29,490	3.867	74	Networking & Telecommunication	University of Luxembourg (19)
Malta	EU	4	Yannakakis, Georgios N.	Institute of Digital Games Msida	71,411	3.591	39	Artificial Intelligence & Imag	L-Università ta' Malta (3)
Moldova	non-EU	1	Oleschuk, Valentin I.	Technical University of Moldova	1,312,824	2.300	9	Electrical & Electronic Engine	Technical University of Moldova (1)
Monaco	non-EU	0	-	-	-	-	-	-	-
Montenegro	non-EU	8	Stanković, Ljubiša Jubis	University of Montenegro	37,469	3.797	40	Networking & Telecommunication	Centro de Investigaciones en Optica, A.C. (4)
Netherlands	EU	856	van Genuchten, Martinus Th.	Universiteit Utrecht	426	4.786	81	Environmental Engineering	Delft University of Technology (143)
North Macedonia	non-EU	3	Grcev, Leonid D.	Ss. Cyril and Methodius University in Skopje	136,652	3.355	19	Networking & Telecommunication	Ss. Cyril and Methodius University in Skopje (3)
Norway	non-EU	326	Fossen, Thor I.	Norges Teknisk-Naturvitenskapelige Universitet	3,779	4.374	65	Industrial Engineering & Autom	Norges Teknisk-Naturvitenskapelige Universitet (131)
Poland	EU	512	Pawlak, Zdzislaw X.	University of Warsaw	2,402	4.470	35	Artificial Intelligence & Imag	Politechnika Warszawska (51)
Portugal	EU	316	Davim, J. P.	Universidade de Aveiro	3,238	4.408	78	Materials	Instituto Superior Técnico (50)
Romania	EU	95	Pop, Ioan Mihai	Universitatea Babeş-Bolyai	12,955	4.092	102	Mechanical Engineering & Trans	University Politehnica of Bucharest (17)
Russia	non-EU	258	Valiev, R. Z.	Ufa University of Science and Technology	869	4.652	99	Materials	A.N. Frumkin Institute of Physical Chemistry a (13)
San Marino	non-EU	2	Forcellini, Davide	Università degli Studi della Repubblica di San Marin	259,945	3.089	18	Civil Engineering	Università degli Studi della Repubblica di San (2)
Serbia	non-EU	53	Harrington, Roger F.	University of Belgrade	25,310	3.911	36	Networking & Telecommunication	University of Belgrade (13)
Slovakia	EU	28	Podlubny, Igor	Technická Univerzita v Košiciach	32,209	3.842	26	Industrial Engineering & Autom	Slovak University of Technology in Bratislava (5)
Slovenia	EU	84	Kononenko, Igor	Univerza v Ljubljani	23,162	3.936	26	Artificial Intelligence & Imag	Univerza v Ljubljani (32)
Spain	EU	972	Herrera, Francisco P.	Instituto Andaluz Interuniversitario en Data Science	568	4.731	138	Artificial Intelligence & Imag	Universitat Politècnica de Catalunya (54)
Sweden	EU	637	Nielsen, Jens B.	Chalmers University of Technology	1,138	4.608	122	Biotechnology	The Royal Institute of Technology (KTH) (121)
Switzerland	non-EU	647	Grätzel, Michael	École Polytechnique Fédérale de Lausanne	2	5.550	277	Nanoscience & Nanotechnology	ETH Zürich (185)
Turkey	non-EU	740	DemirbaÅ, Ayhan Hilal	Energy Technology Sila Science and Energy	117	5.009	92	Energy	İstanbul Teknik Üniversitesi (59)
Ukraine	non-EU	63	Gavriljuk, Valentin Gennadijevitsch	G. V. Kurdyumov Institute for Metal Physics, Nationa	82,823	3.539	30	Materials	G. V. Kurdyumov Institute for Metal Physics, N (6)
United Kingdom	non-EU	3613	Snaith, Henry James	University of Oxford	315	4.844	155	Nanoscience & Nanotechnology	Imperial College London (233)

Source: Ioannidis (2025), August 2025 update (v8), career-long list, fields Engineering, Information & Communication Technologies, Enabling & Strategic Technologies, Built Environment & Design. '-' = no scientist of the country in those fields.

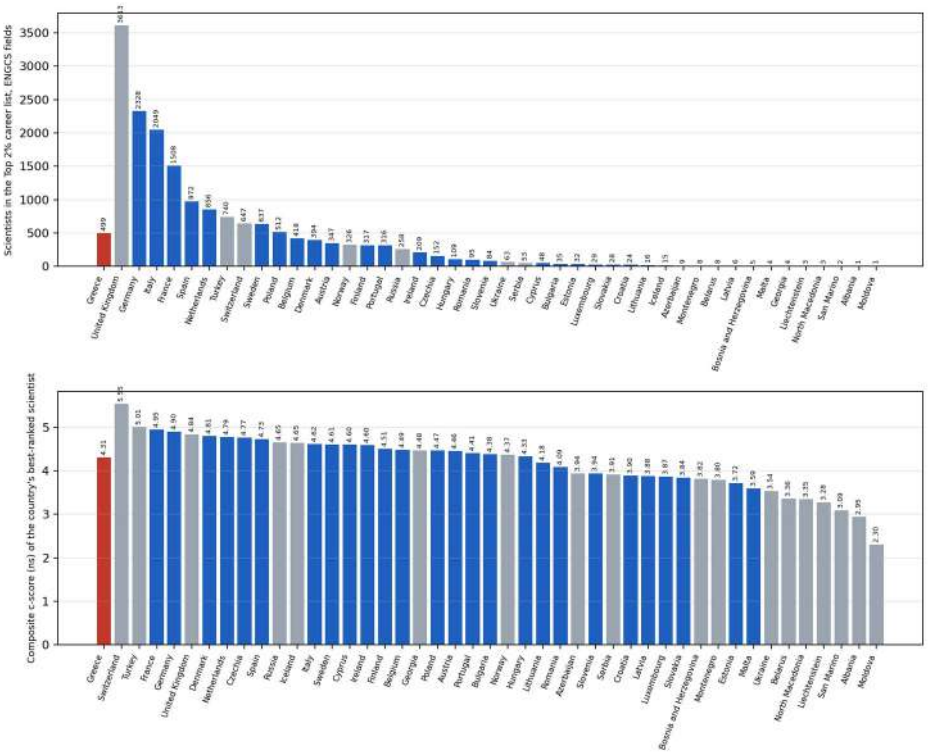

Figure 34. Top 2% career list, engineering and ICT fields: scientists listed per European country (top) and the composite c-score of each country's best-ranked scientist (bottom). Greece first (red); blue = EU, grey = non-EU.

Figure 35 expresses the same comparison as distances from Greece, in the units of the system's own metric: for every country the c-score of its best scientist minus the Greek value, Greece at zero and first. 24 countries' best scientists score above Greece's best (4.31) and 20 below.

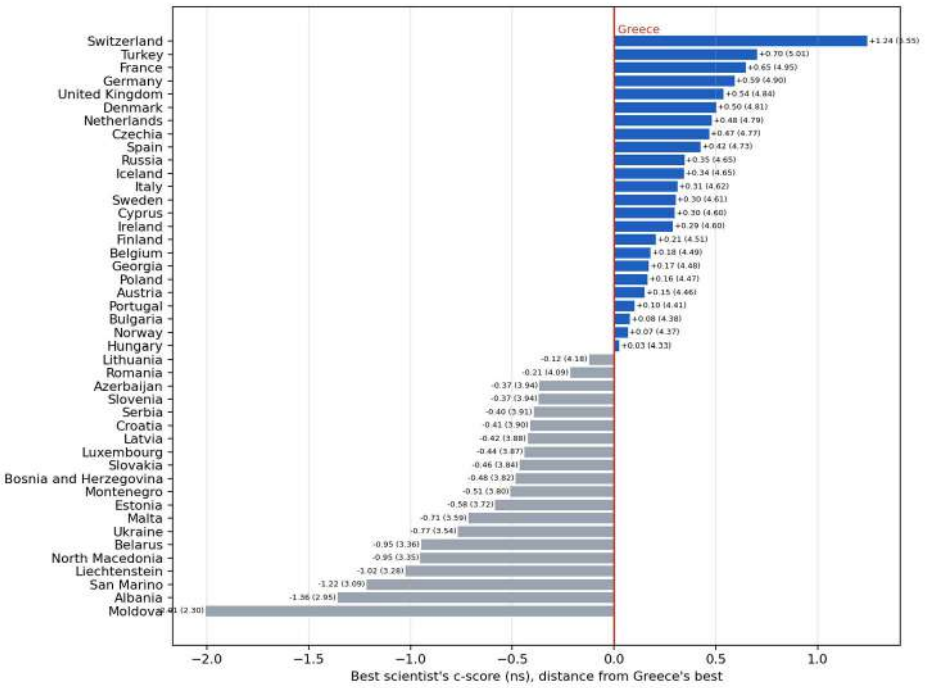

Figure 35. Distance of each country's best-ranked scientist from Greece's, on the Top 2% composite c-score (ns), engineering and ICT fields. Greece at zero; blue = above Greece, grey = below; labels give the distance and, in brackets, the country's value.

6. Discussion

6A. Altanopoulou, Dontsidou & Tselios (2012) ranking methodology

Three properties of the author-level design are confirmed on the new sources and window. First, dispersion: within each area the mean 2012-2025 h of departments differs by a factor of 4.0 in Computer science and informatics, 2.1 in Electrical and computer engineering, 3.1 in Civil engineering, surveying and planning, 4.0 in Mechanical, naval and aerospace engineering, 1.4 in Chemical engineering, 2.7 in Environmental and energy engineering, 5.2 in Architecture and design, 3.4 in Materials, mining, industrial and applied engineering, the same order of magnitude as the spreads reported for 2017. Second, the public-reporting variable keeps its sign in most areas (Section 5A.4), though on the 2026 operationalisation it is significant in fewer of them than in 2017, when the department website still discriminated. Third, the design is inherently individual: the department means of Table 4 are driven by a minority of members - across the areas the top decile of academics accounts for 46% of all 2012-2025 citations - which is why the individual ranking of Section 5A.5 is a disaggregation rather than a new measurement. The lifetime run (Tables 4i-4p) reproduces the exact 2012/2017 design and yields higher levels with a similar ordering, and the two open sources reproduce the ordering of the departments, though not of individuals, to a similar degree (Section 5C).

6B. Koukoutsidis (2022) ranking methodology

The department-level design again shows its two indicators disagreeing systematically: citations per member rewards small, loosely co-authoring departments and citations per paper does not; across the 79 departments carrying both designs' indicators the two design-B indicators correlate with the design-A mean h at rho = 0.85 and 0.72 respectively. The binding constraint of the 2022 study - the identifier roster - was the binding constraint here too: 751 of the 1,980 members have no public Google Scholar profile and 119 are matched at low confidence, and both groups are concentrated in the newer departments of the former

technological institutes and in architecture, whose output is partly in Greek, in design portfolios and in non-indexed outlets.

6C. Joint discussion: the two designs, the three sources and the global ranking systems

Across the 84 departments evaluated under both designs, the Spearman correlation between the design-A mean h and the design-B citations per member is 0.85 (p = 0.000) and between mean h and citations per paper 0.72 (p = 0.000), over the 79 departments carrying both designs' indicators. The designs agree on the extremes and disagree in the middle, where the union rule of design B (which discounts intra-departmental co-authorship) and the mean rule of design A (which weights every member equally) pull in different directions. The result sharpens the conclusion of both original studies: a department's rank in Greek engineering and computer science is as much a property of the instrument as of the department, and a defensible assessment needs both designs and the individual distributions behind the departmental means, which this chapter makes available for every evaluated faculty member.

The remaining layers bound and situate this two-design result rather than alter it. The departmental orderings survive the change of instrument: the mean 2012-2025 h per department under Google Scholar correlates with the OpenAlex ordering at rho = 0.77 and with the Semantic Scholar ordering at rho = 0.21 (Section 5C), while individual positions move considerably more, which is why the complete per-member layer of Section 5E reports the three sources side by side. The two global ranking systems reach only the top of that layer - 144 members in the Top 2% career list and 117 in the Research.com Greece rankings, with an overlap of 68 (Sections 5D and 5F) - which is a far larger absolute presence than the economics-and-business faculty showed under the same list, and reflects both the size of the engineering faculty and the citation density of its fields. The Europe-wide comparison places this in proportion: Greece stands 11th of 45 European countries on the number of listed scientists in the engineering and ICT fields and 25th on the c-score of its best-ranked scientist (Section 5G).

7. Conclusions

7A. Altanopoulou, Dontsidou & Tselios (2012) ranking methodology

The 2012 design, and its 2018 engineering application, remain executable in 2026 with two substantive adaptations - an explicit publication window and a public research profile in place of website reporting - and one retrieval substitution. The 2017 engineering baseline is reproduced for the 27 departments that fall inside our scope; the 2012-2025 execution covers the engineering and computer-science faculty of the whole country; and its natural extension, the ranking of every academic within department, university, area and nation-wide, is delivered.

7B. Koukoutsidis (2022) ranking methodology

The 2022 design is executed for engineering and computer science for 2012-2025 on an open source with a reconstructed identifier roster, with both of its rankings and figures. Once the roster exists, annual updates are cheap - the original author's main policy argument - and the 2022 funding regulation has made them pressing for Greek universities.

7C. Overall conclusion

Both designs point to the same facts - large dispersion between same-discipline departments and instrument-dependent rankings - and their individual extensions show where the departmental means come from. Executing design A on its original instrument and both designs on two open sources limits numerical comparability with the baselines but makes the whole exercise reproducible, which neither original could offer; the agreement among Google Scholar, OpenAlex and Semantic Scholar at department level shows that the departmental orderings, unlike the levels and the individual positions, are not an artefact of the source chosen.

Beyond the two replicated designs, the chapter delivers the layers a complete bibliometric assessment of these disciplines needs: the same rankings under two further sources (Section 5C and Appendices C-D), the complete per-faculty-member results with the three sources side by side (Section 5E), the position of every member found in two global ranking systems (Sections 5D and 5F), and the standing of the best Greek scientist and institution against every European country (Section 5G). Read together, these layers give a consistent picture - departmental orderings that are robust to the instrument, individual positions that are not, a visible but thin top layer in the global systems, and a mid-field standing in Europe - which any funding or evaluation exercise built on bibliometrics for these departments will have to accommodate.

8. Research integrity, limitations, data availability and reproducibility

- Every number in Table 3 is taken from the cited published source (Pitsolanti, Papadopoulou & Tselios, 2018, Tables 6-10) and was re-verified against the published tables.
- Limitations. (i) Coverage: Google Scholar values exist only for members who maintain a public profile; OpenAlex (1,396) and Semantic Scholar (1,157) omit part of the Greek-language, conference and design output that Google Scholar indexes; none of the three reproduces Scopus counts; levels are therefore not comparable with the baselines, orderings only approximately. Taking the three sources together, 1,622 members (81%) are evaluated. (ii) Attribution: 119 low-confidence matches and the unmatched members are listed in Appendix B; automated matching can both split and contaminate, exactly as the 2022 author reported for Scopus, and every attribution is open to correction. (iii) Discovery routes: profiles were located through three complementary routes (Section 3B), and the route used for each member is recorded in the released harvest files. (iv) Window effects: a 2012-2025 window mechanically favours longer-serving academics, and the m-quotient is reported to expose it.
- Individual-level results concern public professional output and are reported with the same granularity as the global ranking systems. The two original studies reported department aggregates only; the individual extension is presented as such.
- Companion files: the three results workbooks (Google Scholar; OpenAlex; Semantic Scholar), roster.csv, the department inventory, the design-B baseline table, the per-member CSVs with all ranks, the external-rankings extracts and the Europe country table can be obtained per field on request through greekacademicrankings.com/data-request. Access is free and granted to a named recipient for research use: each request is read individually, and an approved requester receives a single-use download link for the field or fields granted. The bundle is the machine-readable form of every table in this chapter, with a README stating contents, provenance and licence terms. The raw harvest records and the harvesting and analysis pipeline are held privately and licensed case by case, to institutions and researchers with a specific replication or methodological purpose. All data, code and text are the responsibility of the author.

References

Aksnes, D. W. (2003). A macro study of self-citation. Scientometrics, 56(2), 235-246.

Altanopoulou, P., Dontsidou, M., & Tselios, N. (2012). Evaluation of ninety-three major Greek university departments using Google Scholar. Quality in Higher Education, 18(1), 111-137.

Aria, M., & Cuccurullo, C. (2017). bibliometrix: An R-tool for comprehensive science mapping analysis. Journal of Informetrics, 11(4), 959-975.

Bar-Ilan, J. (2008). Which h-index? A comparison of WoS, Scopus and Google Scholar. Scientometrics, 74(2), 257-271.

Bartneck, C., & Kokkelmans, S. (2011). Detecting h-index manipulation through self-citation analysis. Scientometrics, 87(1), 85-98.

Batista, P. D., Campiteli, M. G., Kinouchi, O., & Martinez, A. S. (2006). Is it possible to compare researchers with different scientific interests? Scientometrics, 68(1), 179-189.

Culbert, J., Hobert, A., Jahn, N., Haupka, N., Schmidt, M., Donner, P., & Mayr, P. (2025). Reference coverage analysis of OpenAlex compared to Web of Science and Scopus. Scientometrics, 130, 2475-2492.

Egghe, L. (2006). Theory and practise of the g-index. Scientometrics, 69(1), 131-152.

Glänzel, W. (2006). On the opportunities and limitations of the H-index. Science Focus, 1(1), 10-11.

Harzing, A.-W. (2008). Google Scholar: a new data source for citation analysis. harzing.com.

Harzing, A.-W., & Alakangas, S. (2016). Google Scholar, Scopus and the Web of Science: a longitudinal and cross-disciplinary comparison. Scientometrics, 106(2), 787-804.

Hellenic Republic (2022). Definition of criteria, quality indicators and achievements for the distribution of the annual subsidisation of higher education institutions. Official Journal B 3131/20.06.2022.

Hirsch, J. E. (2005). An index to quantify an individual's scientific research output. PNAS, 102(46), 16569-16572.

Huang, M. H., & Lin, W. Y. C. (2011). Probing the effect of author self-citations on h index: a case study of environmental engineering. Journal of Information Science, 37(5), 453-461.

Ioannidis, J. P. A. (2025). August 2025 data-update for 'Updated science-wide author databases of standardized citation indicators'. Elsevier Data Repository, V8. doi:10.17632/btchxktzyw.8.

Ioannidis, J. P. A., Baas, J., Klavans, R., & Boyack, K. W. (2019). A standardized citation metrics author database annotated for scientific field. PLoS Biology, 17(8), e3000384.

Jacso, P. (2005). Google Scholar: the pros and the cons. Online Information Review, 29(2), 208-214.

Jacso, P. (2006). Deflated, inflated, and phantom citation counts. Online Information Review, 30(3), 297-309.

Katsaros, D., Matsoukas, V., & Manolopoulos, Y. (2008). Evaluating Greek departments of computer science & engineering using bibliometric indices. PCI 2008, Samos.

Kinney, R., et al. (2023). The Semantic Scholar Open Data Platform. arXiv:2301.10140.

Kotsemir, M., & Shashnov, S. (2017). Measuring, analysis and visualization of research capacity of university at the level of departments and staff members. Scientometrics, 112(3), 1659-1689.

Koukoutsidis, I. (2022). Department-level comparison of universities' scientific output: A bibliometric study of Greek universities. arXiv:2212.12032.

Krampen, G. (2008). The evaluation of university departments and their scientists. Scientometrics, 76(1), 3-21.

Lazaridis, T. (2010). Ranking university departments using the mean h-index. Scientometrics, 82(2), 211-216.

Mann, H. B., & Whitney, D. R. (1947). On a test of whether one of two random variables is stochastically larger than the other. Annals of Mathematical Statistics, 18(1), 50-60.

Martín-Martín, A., Orduna-Malea, E., Thelwall, M., & Delgado López-Cózar, E. (2018). Google Scholar, Web of Science, and Scopus: A systematic comparison of citations in 252 subject categories. Journal of Informetrics, 12(4), 1160-1177.

Martín-Martín, A., Thelwall, M., Orduna-Malea, E., & Delgado López-Cózar, E. (2021). Google Scholar, Microsoft Academic, Scopus, Dimensions, Web of Science, and OpenCitations' COCI: a multidisciplinary comparison of coverage via citations. Scientometrics, 126(1), 871-906.

Norris, M., & Oppenheim, C. (2010). The h-index: a broad review of a new bibliometric indicator. Journal of Documentation, 66(5), 681-705.

Pitsolanti, M., Papadopoulou, F., & Tselios, N. (2018). A scientometric evaluation of 50 Greek science and engineering university departments using Google Scholar. Journal of Scientometric Research, 7(1), 9-18.

Priem, J., Piwowar, H., & Orr, R. (2022). OpenAlex: A fully-open index of scholarly works, authors, venues, institutions, and concepts. arXiv:2205.01833.

Rad, A. E., Shahgholi, L., & Kallmes, D. (2012). Impact of self-citation on the H index in the field of academic radiology. Academic Radiology, 19(4), 455-457.

Research.com (2026). Best Scientists rankings by discipline and country (Greece), 2026 edition. research.com/scientists-rankings.

Rose, M. E., & Kitchin, J. R. (2019). pybliometrics: Scriptable bibliometrics using a Python interface to Scopus. SoftwareX, 10, 100263.

Schreiber, M. (2007). Self-citation corrections for the Hirsch index. EPL, 78(3), 30002.

Tselios, N., & Altanopoulou, P. (2011). Evaluation of Greek education university departments using Google Scholar's h index. 2nd Panhellenic Conference on ICT in Education, Patras, 867-876 [in Greek].

Vanclay, J. K. (2007). On the robustness of the h-index. JASIST, 58(10), 1547-1550.

Zimmermann, C. (2013). Academic rankings with RePEc. Econometrics, 1(3), 249-280.

Appendices

Appendix A. Department inventory and roster sources (2026)

Univ.	Department (2026 name)	Area	TRS 2026	Roster source (24-27 Aug 2026)
AUEB	Informatics	CS	23	OFFICIAL STUDY GUIDE 2026-27 (dept.aueb.gr CS_Manuals) section V.1
AUTH	Informatics	CS	30	https://csd.auth.gr/faculty
Aegean	Information & Communication Systems Eng.	CS	26	https://www.icsd.aegean.gr/people/faculty?lang=el [screenshot-verified 26; tab grades]
HUA	Informatics & Telematics	CS	12	TEXTPROXY https://dit.hua.gr/index.php/el/programmata-spoudon/information-techologies/it-instruc
IHU	Computer Science	CS	25	https://www.ict.ihu.gr/el/staff_category/faculty-member/
Ionian	Informatics	CS	32	https://di.ionio.gr/gr/department/staff/ [grade categories]
NKUA	Informatics & Telecommunications	CS	36	https://www.di.uoa.gr/staff
UPatras	Computer Engineering & Informatics	CS	36	https://www.ceid.upatras.gr/faculty
UTH	Computer Science & Biomedical Informatics	CS	10	https://dib.uth.gr
UTH	Digital Systems	CS	18	https://ds.uth.gr/faculty/?lang=el
UniPi	Digital Systems	CS	21	https://www.ds.unipi.gr/faculty
UniPi	Informatics	CS	20	TEXTPROXY https://cs.unipi.gr/didaskontes/
UniWA	Informatics & Computer Engineering	CS	29	https://ice.uniwa.gr/faculty
UoC	Computer Science	CS	17	https://www.csd.uoc.gr/index.jsp?content=department_history&openmenu=demoAcc1&lang=gr
UoI	Computer Science & Engineering	CS	29	https://www.cse.uoi.gr/prosopiko/meli-dep/
UoM	Applied Informatics	CS	12	https://www.uom.gr/dai
UoP	Informatics & Telecommunications	CS	9	https://dit.uop.gr
UoWM	Informatics	CS	11	https://cs.uowm.gr/en/home-page/members-of-the-staff/
AUTH	Electrical & Computer Engineering	ECE	36	https://ece.auth.gr/prosopiko/akadhmaiko/
DUTH	Electrical & Computer Engineering	ECE	32	https://www.ee.duth.gr/το-τμήμα/προσωπικό/δ-ε-π/
HMU	Electrical & Computer Engineering	ECE	38	https://ece.hmu.gr/department/faculty
HMU	Electronic Engineering	ECE	32	https://ee.hmu.gr/prosopiko/meli-dep
IHU	Information & Electronic Engineering	ECE	36	https://www.iee.ihu.gr/en/staff_category/faculty-member/
NTUA	Electrical & Computer Engineering	ECE	61	https://www.ece.ntua.gr/en/staff/academic/faculty
TUC	Electrical & Computer Engineering	ECE	24	https://www.ece.tuc.gr/index.php?id=4531
UPatras	Electrical & Computer Engineering	ECE	35	OFFICIAL GUIDE 2022-23 (modip.upatras.gr; dept site offline 2026) - roster as of guide
UTH	Electrical & Computer Engineering	ECE	23	TEXTPROXY https://www.e-ce.uth.gr/directory/faculty/
UniWA	Biomedical Engineering	ECE	21	https://bme.uniwa.gr/profiles/faculty/
UniWA	Electrical & Electronics Engineering	ECE	52	https://eee.uniwa.gr/en/faculty-staff/edu-staff
UoP	Electrical & Computer Engineering	ECE	10	https://modip.uop.gr/members
UoWM	Electrical & Computer Engineering	ECE	24	https://ece.uowm.gr/faculty
AUTH	Civil Engineering	CIV	51	https://civil.auth.gr/en/category/personel/dep/
AUTH	Rural & Surveying Engineering	CIV	22	https://topo.auth.gr/prosopiko/meli-dep
AUTH	Spatial Planning & Development	CIV	18	MANUAL-VERIFIED https://www.plandevel.auth.gr/en/staff/faculty/members (read 2026-08-27)
DUTH	Civil Engineering	CIV	24	https://civil.duth.gr/prosopiko/%ce%bc%ce%ad%ce%bb%ce%b7-%ce%b4%ce%b5%cf%80/ [3 grade subpages;
IHU	Civil Engineering	CIV	14	https://www.civil.ihu.gr/staff_category/faculty_members/
IHU	Surveying & Geoinformatics Eng.	CIV	13	https://www.topogeo.ihu.gr/el/staff_category/faculty_members/
NTUA	Civil Engineering	CIV	41	https://www.civil.ntua.gr/en/professors/
NTUA	Rural, Surveying & Geoinformatics Eng.	CIV	17	https://www.survey.ntua.gr/el/dep
UPatras	Civil Engineering	CIV	24	https://www.civil.upatras.gr/index.php/faculty/
UTH	Civil Engineering	CIV	20	TEXTPROXY https://www.civ.uth.gr/prosopiko/meli-dep
UniWA	Civil Engineering	CIV	21	https://civ.uniwa.gr/profiles/faculty/
UniWA	Surveying & Geoinformatics Eng.	CIV	19	https://geo.uniwa.gr/profiles/faculty/
UoP	Civil Engineering	CIV	12	https://civil.uop.gr/en/department-staffen
AUTH	Mechanical Engineering	MECH	29	https://www.meng.auth.gr/basic_page/%CE%BC%CE%AD%CE%BB%CE%B7-%CE%B4%CE%B5%CF%80/
DUTH	Production & Management Engineering	MECH	16	https://pme.duth.gr/to-tmima/prosopiko/
HMU	Mechanical Engineering	MECH	12	https://mech.hmu.gr/faculty
IHU	Mechanical Engineering	MECH	14	https://www.mech.ihu.gr/staff_category/faculty_members/
NKUA	Aerospace Science & Technology	MECH	12	https://www.aerospace.uoa.gr/human-resources.php
NTUA	Mechanical Engineering	MECH	43	https://www.mech.ntua.gr/gr/people/dep/tutors-alphbet [TEXTPROXY catalog]
NTUA	Naval Architecture & Marine Eng.	MECH	23	MANUAL-VERIFIED http://www.naval.ntua.gr/προσωπικό/δ-ε-π/ (read 2026-08-27)
UPatras	Mechanical Eng. & Aeronautics	MECH	29	https://www.mead.upatras.gr/faculty
UTH	Mechanical Engineering	MECH	18	https://mie.uth.gr/?page_id=24680
UniWA	Mechanical Engineering	MECH	19	https://mech.uniwa.gr/profiles/faculty/
UniWA	Naval Architecture	MECH	15	https://na.uniwa.gr/el/prosopiko/dep
UoP	Mechanical Engineering	MECH	19	https://mech.uop.gr/members_dep
UoWM	Mechanical Engineering	MECH	20	https://mech.uowm.gr/el/prosopiko/dep
AUTH	Chemical Engineering	CHE	24	https://cheng.auth.gr/prosopiko/meli-dep
NTUA	Chemical Engineering	CHE	46	https://www.chemeng.ntua.gr/people/ [DEP block; slug names LATIN]
UPatras	Chemical Engineering	CHE	28	https://www.chemeng.upatras.gr/el/personnel/faculty/list
UoWM	Chemical Engineering	CHE	13	https://chemeng.uowm.gr/prosopiko/meli-dep
DUTH	Environmental Engineering	ENV	8	https://env.duth.gr/meli-dep/
IHU	Environmental Engineering	ENV	10	https://env.ihu.gr/%ce%bc%ce%ad%ce%bb%ce%b7-%ce%b4%ce%b9%ce%b4%ce%b1%ce%ba%cf%84%ce%b9%ce%ba%ce%

Univ.	Department (2026 name)	Area	TRS 2026	Roster source (24-27 Aug 2026)
TUC	Chemical & Environmental Engineering	ENV	23	https://www.enveng.tuc.gr/el/prosopiko/kathigites
UPatras	Environmental Engineering	ENV	11	http://www.env.upatras.gr/el/personnel/faculty
UTH	Energy Systems	ENV	15	https://energy.uth.gr/proswpiko/
AUTH	Architecture	ARCH	26	https://architecture.web.auth.gr/category/δεπ/ [entry titles; grades from entry-content]
Aegean	Product & Systems Design Eng.	ARCH	21	https://www.syros.aegean.gr/staff
DUTH	Architecture	ARCH	20	MANUAL-VERIFIED https://arch.duth.gr/το-τμήμα/μέλη-δεπ/ (read 2026-08-27)
NTUA	Architecture	ARCH	12	http://www.arch.ntua.gr/index.php/dep/
TUC	Architecture	ARCH	20	https://www.arch.tuc.gr/el/prosopiko
UPatras	Architecture	ARCH	24	https://www.arch.upatras.gr/el/department/faculty-list
UTH	Architecture	ARCH	23	https://www.arch.uth.gr/el/staff/faculty
UoWM	Product & Systems Design Eng.	ARCH	8	MANUAL-VERIFIED https://ide.uowm.gr/prosopiko/ (read 2026-08-27; other-dept member excluded)
NKUA	Digital Industry Technologies	ENG	29	https://www.dind.uoa.gr/prosopiko
NTUA	Applied Mathematical & Physical Sciences	ENG	40	https://semfe.ntua.gr/faculty-members
NTUA	Mining & Metallurgical Engineering	ENG	33	https://www.metal.ntua.gr/?page_id=50
TUC	Mineral Resources Engineering	ENG	15	https://www.mred.tuc.gr/el/prosopiko
TUC	Production Engineering & Management	ENG	29	https://www.pem.tuc.gr/el/prosopiko/didaktiko-ereynitiko-prosopiko
UPatras	Materials Science	ENG	20	MANUAL-VERIFIED https://www.matersci.upatras.gr/el/personnel/faculty (read 2026-08-27)
UTH	Planning & Regional Development	ENG	29	https://www.prd.uth.gr/faculty
UniWA	Industrial Design & Production Eng.	ENG	25	https://idpe.uniwa.gr/en/staff/faculty
UoI	Materials Science & Engineering	ENG	24	http://www.materials.uoi.gr/0,01,02,01.php
UoWM	Mineral Resources Engineering	ENG	19	https://mre.uowm.gr/el/prosopiko

Appendix B. Attribution audit: match confidence and unmatched members

Google Scholar: of the 1,980 roster members, 1056 hold a public profile verified at their university, 54 a profile with a full-name match at another Greek address or without a verified address, 119 an initial-form or otherwise weakly evidenced profile, and 751 have no public profile. OpenAlex: 1086 confirmed by affiliation history, 239 medium, 71 low, 584 unmatched. Semantic Scholar: 226 high, 307 medium, 624 low, 822 unmatched. Taking the three sources together, 1,622 members are evaluated and 358 appear in no source. The table lists every member whose Google Scholar attribution is unmatched, low or medium, so that every attribution can be checked and corrected; the member's status in the other two sources is given alongside.

Table B1. Members whose Google Scholar attribution is unmatched, low or medium (930 members), with their status in OpenAlex and Semantic Scholar.

Univ.	Department	Member	Grade	GS conf.	OA conf.	S2 conf.
AUEB	Informatics	Dimakis Antonios	Asst.	MEDIUM	MEDIUM	MEDIUM
AUEB	Informatics	Foustoukou Evgenia	Asst.	UNMATCHED	UNMATCHED	UNMATCHED
AUEB	Informatics	Kalogeraki Vasiliki	Prof.	LOW	MEDIUM	LOW
AUEB	Informatics	Kotidis Ioannis	Prof.	UNMATCHED	HIGH	LOW
AUEB	Informatics	Pavlopoulos Ioannis	Asst.	LOW	MEDIUM	LOW
AUEB	Informatics	Stamoulis Georgios	Prof.	UNMATCHED	MEDIUM	MEDIUM
AUEB	Informatics	Stergiopoulos Georgios	Asst.	LOW	MEDIUM	LOW
AUEB	Informatics	Syris Vasileios	Prof.	UNMATCHED	UNMATCHED	UNMATCHED
AUEB	Informatics	Vasilakis Andreasalexandros	Asst.	LOW	HIGH	HIGH
AUEB	Informatics	Vassalos Paraskevas	Prof.	LOW	UNMATCHED	UNMATCHED
AUEB	Informatics	Voulgaris Spyridon	Asst.	UNMATCHED	UNMATCHED	LOW
AUEB	Informatics	Xylomenos Georgios	Prof.	UNMATCHED	HIGH	LOW
AUTH	Architecture	Athanasiou Evangelia	n/s	UNMATCHED	HIGH	LOW
AUTH	Architecture	Chatzigiannopoulos Themistoklis	Prof.	UNMATCHED	MEDIUM	HIGH
AUTH	Architecture	Conenna Claudio	n/s	UNMATCHED	UNMATCHED	LOW
AUTH	Architecture	Fygka Dimitra	Asst.	UNMATCHED	UNMATCHED	UNMATCHED
AUTH	Architecture	Gourdoukis Dimitrios	Prof.	UNMATCHED	HIGH	MEDIUM
AUTH	Architecture	Gyioka Lia	Assoc.	UNMATCHED	UNMATCHED	UNMATCHED
AUTH	Architecture	Ioannidis Konstantinos	n/s	UNMATCHED	HIGH	MEDIUM
AUTH	Architecture	Kalara Konstantina	Assoc.	UNMATCHED	UNMATCHED	UNMATCHED
AUTH	Architecture	Kalfopoulos Apostolos	Prof.	UNMATCHED	HIGH	HIGH
AUTH	Architecture	Kotsopoulos Sofoklis	Prof.	UNMATCHED	HIGH	UNMATCHED
AUTH	Architecture	Pagoni Fenia	n/s	UNMATCHED	UNMATCHED	UNMATCHED
AUTH	Architecture	Papadimitriou Spyros	Prof.	MEDIUM	MEDIUM	HIGH
AUTH	Architecture	Papidou Dora	Asst.	UNMATCHED	UNMATCHED	UNMATCHED
AUTH	Architecture	Sagonas Fotios	Prof.	UNMATCHED	UNMATCHED	UNMATCHED
AUTH	Architecture	Tellios Anastasios	Prof.	UNMATCHED	HIGH	HIGH
AUTH	Architecture	Thomopoulos Dimitrios	Prof.	UNMATCHED	MEDIUM	MEDIUM
AUTH	Architecture	Tratsela Maria	n/s	UNMATCHED	HIGH	MEDIUM
AUTH	Architecture	Tsakalidou Venetia	Assoc.	UNMATCHED	HIGH	LOW
AUTH	Architecture	Vitopoulou Athina	n/s	LOW	HIGH	LOW
AUTH	Architecture	Vougia Alexandra	Asst.	UNMATCHED	MEDIUM	MEDIUM

Univ.	Department	Member	Grade	GS conf.	OA conf.	S2 conf.
AUTH	Chemical Engineering	Alexandros Kyparissidis	Asst.	UNMATCHED	UNMATCHED	UNMATCHED
AUTH	Chemical Engineering	Amalia Angeli	Assoc.	UNMATCHED	UNMATCHED	LOW
AUTH	Chemical Engineering	Andreana Asimopoulou	Prof.	UNMATCHED	UNMATCHED	UNMATCHED
AUTH	Chemical Engineering	Athanasios Konstantopoulos	Prof.	LOW	HIGH	UNMATCHED
AUTH	Chemical Engineering	Dimosthenis Sarigiannis	Prof.	MEDIUM	HIGH	HIGH
AUTH	Chemical Engineering	Evstathios Kikkinidis	Prof.	UNMATCHED	UNMATCHED	UNMATCHED
AUTH	Chemical Engineering	Georgios Karapetsas	Assoc.	UNMATCHED	UNMATCHED	UNMATCHED
AUTH	Chemical Engineering	Georgios Marnellos	Prof.	UNMATCHED	HIGH	UNMATCHED
AUTH	Chemical Engineering	Konstantinos Karatasos	Prof.	UNMATCHED	HIGH	UNMATCHED
AUTH	Chemical Engineering	Michalis Georgiadis	Prof.	UNMATCHED	HIGH	UNMATCHED
AUTH	Chemical Engineering	Patroklos Vareltzis	Asst.	UNMATCHED	HIGH	HIGH
AUTH	Chemical Engineering	Stergios Giantsios	Prof.	UNMATCHED	UNMATCHED	UNMATCHED
AUTH	Chemical Engineering	Vasilis Zaspalis	Prof.	UNMATCHED	UNMATCHED	UNMATCHED
AUTH	Chemical Engineering	Xanthippi Chatzistavrou	Assoc.	UNMATCHED	MEDIUM	UNMATCHED
AUTH	Civil Engineering	Adamos Ioannis	Asst.	UNMATCHED	HIGH	LOW
AUTH	Civil Engineering	Georgiadis Georgios	Asst.	UNMATCHED	HIGH	MEDIUM
AUTH	Civil Engineering	Karambas Theophanis	Prof.	LOW	HIGH	LOW
AUTH	Civil Engineering	Kechagia Fotini	Prof.	UNMATCHED	UNMATCHED	LOW
AUTH	Civil Engineering	Koltsakis Efthimios	Assoc.	UNMATCHED	UNMATCHED	UNMATCHED
AUTH	Civil Engineering	Kontoleon Karolos	Assoc.	LOW	HIGH	LOW
AUTH	Civil Engineering	Kougolos Athanasios	Prof.	UNMATCHED	UNMATCHED	HIGH
AUTH	Civil Engineering	Makarios Triantafilos	Prof.	UNMATCHED	UNMATCHED	LOW
AUTH	Civil Engineering	Manoukas Grigorios	Asst.	UNMATCHED	HIGH	LOW
AUTH	Civil Engineering	Manthos Evagelos	Assoc.	LOW	UNMATCHED	UNMATCHED
AUTH	Civil Engineering	Mpakasis Ilias	Asst.	UNMATCHED	UNMATCHED	UNMATCHED
AUTH	Civil Engineering	Mylopoulos Yannis	Prof.	UNMATCHED	LOW	MEDIUM
AUTH	Civil Engineering	Papamichos Evripidis	Prof.	UNMATCHED	LOW	LOW
AUTH	Civil Engineering	Petroutsatou Klairi	Assoc.	UNMATCHED	UNMATCHED	LOW
AUTH	Civil Engineering	Skoulikaris Charalampos	Asst.	LOW	HIGH	LOW
AUTH	Civil Engineering	Stefanidou Maria	Prof.	UNMATCHED	HIGH	MEDIUM
AUTH	Civil Engineering	Stefanou George	Prof.	UNMATCHED	HIGH	LOW
AUTH	Civil Engineering	Theodosiou Theodoros	Prof.	LOW	HIGH	HIGH
AUTH	Civil Engineering	Tika-Vasilikou Theodora	Prof.	UNMATCHED	MEDIUM	HIGH
AUTH	Civil Engineering	Valyrakis Manousos	Assoc.	LOW	HIGH	UNMATCHED
AUTH	Civil Engineering	Zafirakou Antigoni	Assoc.	LOW	HIGH	LOW
AUTH	Electrical & Computer Engineering	Alkiviadis Chatzopoulos	Prof.	UNMATCHED	UNMATCHED	UNMATCHED
AUTH	Electrical & Computer Engineering	Athanasios Kechagias	Assoc.	UNMATCHED	UNMATCHED	UNMATCHED
AUTH	Electrical & Computer Engineering	Charalabos Dimoulias	Prof.	LOW	UNMATCHED	UNMATCHED
AUTH	Electrical & Computer Engineering	Christos Mademlis	Prof.	UNMATCHED	MEDIUM	HIGH
AUTH	Electrical & Computer Engineering	Georgios Andreou	Asst.	UNMATCHED	UNMATCHED	UNMATCHED
AUTH	Electrical & Computer Engineering	Georgios Karagiannidis	Prof.	UNMATCHED	MEDIUM	UNMATCHED
AUTH	Electrical & Computer Engineering	Georgios Litsardakis	Prof.	UNMATCHED	UNMATCHED	UNMATCHED
AUTH	Electrical & Computer Engineering	Georgios Rovithakis	Prof.	UNMATCHED	UNMATCHED	UNMATCHED
AUTH	Electrical & Computer Engineering	Ioannis Papaevstathiou	Prof.	UNMATCHED	UNMATCHED	UNMATCHED
AUTH	Electrical & Computer Engineering	Kyriaki Nefeli Malamaki	Asst.	UNMATCHED	UNMATCHED	UNMATCHED
AUTH	Electrical & Computer Engineering	Leontios Chatzileontiadis	Prof.	UNMATCHED	UNMATCHED	UNMATCHED
AUTH	Electrical & Computer Engineering	Minas Alexiadis	Asst.	UNMATCHED	HIGH	LOW
AUTH	Electrical & Computer Engineering	Nikolaos Kantartzis	Asst.	UNMATCHED	HIGH	HIGH
AUTH	Electrical & Computer Engineering	Nikolaos Pitsianis	Assoc.	UNMATCHED	HIGH	UNMATCHED
AUTH	Electrical & Computer Engineering	Pantelis Biskas	Prof.	UNMATCHED	HIGH	UNMATCHED
AUTH	Electrical & Computer Engineering	Periklis Mitkas	Prof.	UNMATCHED	HIGH	LOW
AUTH	Electrical & Computer Engineering	Traianos Gioultsis	Prof.	UNMATCHED	UNMATCHED	LOW
AUTH	Informatics	Angelis Elevtherios	Prof.	LOW	UNMATCHED	UNMATCHED
AUTH	Informatics	Dimitriadis Stavros	Prof.	MEDIUM	MEDIUM	MEDIUM
AUTH	Informatics	Draziotis Konstantinos	Asst.	UNMATCHED	HIGH	LOW
AUTH	Informatics	Fountoulakis Nikolaos	Asst.	UNMATCHED	MEDIUM	LOW
AUTH	Informatics	Vakali Athina	Prof.	LOW	HIGH	LOW
AUTH	Informatics	Vasileiadis Nikolaos	Prof.	MEDIUM	HIGH	MEDIUM
AUTH	Informatics	Vrakas Dimitrios	Assoc.	LOW	HIGH	LOW
AUTH	Mechanical Engineering	Andreadis Georgios	Assoc.	UNMATCHED	HIGH	HIGH
AUTH	Mechanical Engineering	Giama Evfrosyni	Assoc.	UNMATCHED	UNMATCHED	LOW
AUTH	Mechanical Engineering	Paraskevopoulou Rodoula	Asst.	UNMATCHED	HIGH	LOW
AUTH	Mechanical Engineering	Seferlis Panagiotis	Prof.	LOW	HIGH	LOW
AUTH	Mechanical Engineering	Skordaris Georgios	Prof.	UNMATCHED	LOW	LOW
AUTH	Mechanical Engineering	Toboulidis Ananias	Prof.	UNMATCHED	UNMATCHED	UNMATCHED
AUTH	Mechanical Engineering	Vlachokostas Christos	Prof.	LOW	HIGH	LOW
AUTH	Mechanical Engineering	Yakinthos Kyriakos	Prof.	LOW	HIGH	LOW
AUTH	Rural & Surveying Engineering	Apostolos Axenopoulos	Asst.	UNMATCHED	HIGH	UNMATCHED
AUTH	Rural & Surveying Engineering	Christoforos Kotsakis	Prof.	UNMATCHED	UNMATCHED	UNMATCHED
AUTH	Rural & Surveying Engineering	Chrysoula Boutoura	Prof.	UNMATCHED	HIGH	UNMATCHED
AUTH	Rural & Surveying Engineering	Evstathios Oikonomou	Asst.	UNMATCHED	UNMATCHED	UNMATCHED
AUTH	Rural & Surveying Engineering	Georgios Mallinis	Prof.	UNMATCHED	HIGH	UNMATCHED
AUTH	Rural & Surveying Engineering	Georgios Vergos	Prof.	UNMATCHED	HIGH	UNMATCHED
AUTH	Rural & Surveying Engineering	Sokratis Basbas	Prof.	UNMATCHED	UNMATCHED	HIGH
AUTH	Spatial Planning & Development	Alexiou Dimitra	Prof.	MEDIUM	HIGH	HIGH
AUTH	Spatial Planning & Development	Fragopoulos Ioannis	n/s	UNMATCHED	MEDIUM	HIGH
AUTH	Spatial Planning & Development	Gritzas Georgios	Prof.	UNMATCHED	HIGH	MEDIUM
AUTH	Spatial Planning & Development	Kaimaris Dimitrios	Prof.	LOW	HIGH	LOW

Univ.	Department	Member	Grade	GS conf.	OA conf.	S2 conf.
AUTH	Spatial Planning & Development	Papagianakis Apostolos	Prof.	UNMATCHED	UNMATCHED	LOW
Aegean	Information & Communication Systems Eng.	Charalabidis Giannis	Prof.	UNMATCHED	HIGH	UNMATCHED
Aegean	Information & Communication Systems Eng.	Gkoumopoulos Christos	Prof.	UNMATCHED	UNMATCHED	UNMATCHED
Aegean	Information & Communication Systems Eng.	Kabourakis Georgios	Prof.	UNMATCHED	UNMATCHED	LOW
Aegean	Information & Communication Systems Eng.	Loukis Evripidis	Prof.	LOW	UNMATCHED	LOW
Aegean	Information & Communication Systems Eng.	Skoutas Dimitrios	Assoc.	MEDIUM	HIGH	MEDIUM
Aegean	Information & Communication Systems Eng.	Stamatatos Evstathios	Prof.	LOW	UNMATCHED	LOW
Aegean	Product & Systems Design Eng.	Charalabos Valsamos	Asst.	MEDIUM	UNMATCHED	UNMATCHED
Aegean	Product & Systems Design Eng.	Eirini Leontakianakou	Asst.	UNMATCHED	UNMATCHED	UNMATCHED
Aegean	Product & Systems Design Eng.	Eirini Rigopoulou	Assoc.	UNMATCHED	UNMATCHED	UNMATCHED
Aegean	Product & Systems Design Eng.	Florentia Oikonomidou	Prof.	UNMATCHED	UNMATCHED	UNMATCHED
Aegean	Product & Systems Design Eng.	Ilias Xydias	Assoc.	UNMATCHED	UNMATCHED	UNMATCHED
Aegean	Product & Systems Design Eng.	Nikolaos Zacharopoulos	Lect.	UNMATCHED	HIGH	UNMATCHED
DUTH	Architecture	Amerikanou Eleni	Prof.	UNMATCHED	UNMATCHED	UNMATCHED
DUTH	Architecture	Baltzopoulou Aikaterini	Assoc.	UNMATCHED	HIGH	LOW
DUTH	Architecture	Barkas Nikos	Prof.	UNMATCHED	HIGH	MEDIUM
DUTH	Architecture	Deligiannidou Elevtheria	Asst.	UNMATCHED	UNMATCHED	UNMATCHED
DUTH	Architecture	Dendrinos Stavros	Assoc.	UNMATCHED	UNMATCHED	LOW
DUTH	Architecture	Exarchopoulos Panos-loukas	Asst.	UNMATCHED	UNMATCHED	UNMATCHED
DUTH	Architecture	Gkiouzepas Dimitris	Asst.	UNMATCHED	UNMATCHED	UNMATCHED
DUTH	Architecture	Gouliari Panagiota	Assoc.	UNMATCHED	UNMATCHED	UNMATCHED
DUTH	Architecture	Grigoriadou Maria	Assoc.	MEDIUM	MEDIUM	LOW
DUTH	Architecture	Kapandriti Anastasia	Assoc.	UNMATCHED	UNMATCHED	HIGH
DUTH	Architecture	Kolokotronis Giannis	Prof.	UNMATCHED	UNMATCHED	LOW
DUTH	Architecture	Koutelis Christos	Asst.	UNMATCHED	MEDIUM	UNMATCHED
DUTH	Architecture	Kozokos Panagiotis	Assoc.	UNMATCHED	UNMATCHED	UNMATCHED
DUTH	Architecture	Michailidis Antonis	Prof.	UNMATCHED	UNMATCHED	UNMATCHED
DUTH	Architecture	Papagiannopoulos Georgios	Assoc.	UNMATCHED	MEDIUM	LOW
DUTH	Architecture	Patrikios Georgios	Asst.	UNMATCHED	MEDIUM	LOW
DUTH	Architecture	Polychronopoulos Dimitris	n/s	UNMATCHED	HIGH	MEDIUM
DUTH	Architecture	Voutetaki Maria-styliani	Assoc.	LOW	UNMATCHED	LOW
DUTH	Architecture	Xanthi Theoni	Prof.	UNMATCHED	UNMATCHED	UNMATCHED
DUTH	Civil Engineering	Chalioris Konstantinos	Prof.	UNMATCHED	MEDIUM	MEDIUM
DUTH	Civil Engineering	Elenas Anaxagoras	Prof.	UNMATCHED	HIGH	LOW
DUTH	Civil Engineering	Iliadis Lazaros	Prof.	LOW	HIGH	LOW
DUTH	Civil Engineering	Kokkalis Alexandros	Prof.	UNMATCHED	LOW	MEDIUM
DUTH	Civil Engineering	Maris Fotios	Prof.	UNMATCHED	LOW	LOW
DUTH	Civil Engineering	Profyllidis Vasileios	Prof.	UNMATCHED	UNMATCHED	UNMATCHED
DUTH	Civil Engineering	Protopapas Angelos	Prof.	UNMATCHED	HIGH	LOW
DUTH	Civil Engineering	Spiliotis Konstantinos	Asst.	UNMATCHED	HIGH	LOW
DUTH	Electrical & Computer Engineering	Andreadis Ioannis	Prof.	UNMATCHED	HIGH	MEDIUM
DUTH	Electrical & Computer Engineering	Angelidis Vasileios	Prof.	UNMATCHED	HIGH	UNMATCHED
DUTH	Electrical & Computer Engineering	Arabatzis Avgerinos	Prof.	UNMATCHED	UNMATCHED	LOW
DUTH	Electrical & Computer Engineering	Katsiri Elevtheria	Assoc.	LOW	UNMATCHED	LOW
DUTH	Electrical & Computer Engineering	Kyriakou Georgios	Prof.	UNMATCHED	HIGH	MEDIUM
DUTH	Electrical & Computer Engineering	Papadopoulos Filelis Christos	Asst.	UNMATCHED	MEDIUM	HIGH
DUTH	Electrical & Computer Engineering	Papanikolaou Nikolaos	Prof.	UNMATCHED	MEDIUM	MEDIUM
DUTH	Electrical & Computer Engineering	Schoinas Christos	Prof.	UNMATCHED	UNMATCHED	UNMATCHED
DUTH	Environmental Engineering	Chrisima Entypa	n/s	UNMATCHED	UNMATCHED	UNMATCHED
DUTH	Environmental Engineering	Dilosi Mathimaton	n/s	UNMATCHED	UNMATCHED	UNMATCHED
DUTH	Environmental Engineering	Diplomata Dianoitikis Idioktisias	n/s	UNMATCHED	UNMATCHED	UNMATCHED
DUTH	Environmental Engineering	Epangelmatika Dikaiomata	n/s	UNMATCHED	UNMATCHED	UNMATCHED
DUTH	Environmental Engineering	Epistimonikes Dimosievseis	n/s	UNMATCHED	UNMATCHED	UNMATCHED
DUTH	Environmental Engineering	Esoterikos Kanonismos Dpth	n/s	UNMATCHED	UNMATCHED	UNMATCHED
DUTH	Environmental Engineering	Ktiriakes Ypodomes	n/s	UNMATCHED	UNMATCHED	UNMATCHED
DUTH	Environmental Engineering	Meli Dep	n/s	UNMATCHED	UNMATCHED	UNMATCHED
DUTH	Production & Management Engineering	Entypo Ypovolis Paraponon	Prof.	UNMATCHED	UNMATCHED	UNMATCHED
DUTH	Production & Management Engineering	Gkaintatzis Georgios	Prof.	UNMATCHED	UNMATCHED	UNMATCHED
HMU	Electrical & Computer Engineering	Dr. Papadakis Nikolaos	Prof.	UNMATCHED	UNMATCHED	UNMATCHED
HMU	Electrical & Computer Engineering	Georgiou Efstratios	Prof.	UNMATCHED	UNMATCHED	UNMATCHED
HMU	Electrical & Computer Engineering	Grammatikakis Miltiadis	Prof.	UNMATCHED	UNMATCHED	LOW
HMU	Electrical & Computer Engineering	Kalogerakis Michail	Assoc.	UNMATCHED	HIGH	MEDIUM
HMU	Electrical & Computer Engineering	Katsigiannis Ioannis	Assoc.	UNMATCHED	HIGH	MEDIUM
HMU	Electrical & Computer Engineering	Kornilios Nikolaos	Prof.	UNMATCHED	LOW	LOW
HMU	Electrical & Computer Engineering	Koumakis Eleutherios	Asst.	UNMATCHED	UNMATCHED	UNMATCHED
HMU	Electrical & Computer Engineering	Mageiropoulos Emmanouel	Prof.	UNMATCHED	UNMATCHED	UNMATCHED
HMU	Electrical & Computer Engineering	Mavromatakis Fotios	Prof.	LOW	LOW	LOW
HMU	Electrical & Computer Engineering	Panagiotakis Spyridon	Assoc.	LOW	HIGH	LOW
HMU	Electrical & Computer Engineering	Papadakis Charalampos	Asst.	UNMATCHED	UNMATCHED	HIGH
HMU	Electrical & Computer Engineering	Papageorgiou Dimitrios	Asst.	MEDIUM	HIGH	MEDIUM
HMU	Electrical & Computer Engineering	Stratakis Dimitrios	Prof.	LOW	HIGH	LOW
HMU	Electrical & Computer Engineering	Tsiknakis Emmanouel	Prof.	UNMATCHED	HIGH	LOW
HMU	Electrical & Computer Engineering	Vasilakis Konstantinos	Prof.	UNMATCHED	MEDIUM	HIGH
HMU	Electrical & Computer Engineering	Vidakis Nikolaos	Prof.	LOW	HIGH	LOW
HMU	Electrical & Computer Engineering	Xezonakis Ioannis	Prof.	UNMATCHED	LOW	LOW
HMU	Electronic Engineering	Computer Grids	Asst.	UNMATCHED	UNMATCHED	UNMATCHED
HMU	Electronic Engineering	Deep Learning	Assoc.	UNMATCHED	UNMATCHED	UNMATCHED
HMU	Electronic Engineering	Electromagnetic Compatibility	Asst.	UNMATCHED	UNMATCHED	UNMATCHED

Univ.	Department	Member	Grade	GS conf.	OA conf.	S2 conf.
HMU	Electronic Engineering	Elevtheria Katsivela	Assoc.	UNMATCHED	UNMATCHED	UNMATCHED
HMU	Electronic Engineering	External Cavity Diode Lasers	Prof.	UNMATCHED	UNMATCHED	UNMATCHED
HMU	Electronic Engineering	Fault Tolerance	Prof.	UNMATCHED	UNMATCHED	UNMATCHED
HMU	Electronic Engineering	Geografika Systimata Pliroforion	Prof.	UNMATCHED	UNMATCHED	UNMATCHED
HMU	Electronic Engineering	Georgios Kakavelakis	Asst.	UNMATCHED	UNMATCHED	UNMATCHED
HMU	Electronic Engineering	Georgios Liodakis	Asst.	UNMATCHED	UNMATCHED	UNMATCHED
HMU	Electronic Engineering	Georgios Stavroulakis	Prof.	MEDIUM	HIGH	UNMATCHED
HMU	Electronic Engineering	Ilektromagnitikes Efarmoges	Assoc.	UNMATCHED	UNMATCHED	UNMATCHED
HMU	Electronic Engineering	Intense Laser Matter Interactions	Assoc.	UNMATCHED	UNMATCHED	UNMATCHED
HMU	Electronic Engineering	Manolis Antonidakis	Prof.	UNMATCHED	HIGH	UNMATCHED
HMU	Electronic Engineering	Manolis Maravelakis	Prof.	UNMATCHED	UNMATCHED	UNMATCHED
HMU	Electronic Engineering	Marios Antonakakis	Asst.	UNMATCHED	HIGH	UNMATCHED
HMU	Electronic Engineering	Meli D.e.p	Prof.	UNMATCHED	UNMATCHED	UNMATCHED
HMU	Electronic Engineering	Nikolaos Bikakis	Asst.	UNMATCHED	UNMATCHED	UNMATCHED
HMU	Electronic Engineering	Nikolaos Fragkiadakis	Lect.	UNMATCHED	HIGH	UNMATCHED
HMU	Electronic Engineering	OPTIMIZATION ALGORITHMS	Asst.	UNMATCHED	UNMATCHED	LOW
HMU	Electronic Engineering	POINT DEFECT IN SOLIDS	Asst.	UNMATCHED	UNMATCHED	LOW
HMU	Electronic Engineering	PULSE FORMING LINES	Prof.	UNMATCHED	UNMATCHED	UNMATCHED
HMU	Electronic Engineering	Plasma Physics	Asst.	UNMATCHED	UNMATCHED	UNMATCHED
HMU	Electronic Engineering	Printed Electronics	Assoc.	UNMATCHED	UNMATCHED	UNMATCHED
HMU	Electronic Engineering	Spyridoula Melina Kotti	Assoc.	UNMATCHED	UNMATCHED	UNMATCHED
HMU	Electronic Engineering	Systimata Avtomatou Elegchou	Asst.	UNMATCHED	UNMATCHED	UNMATCHED
HMU	Mechanical Engineering	Diakrita Mathimatika	Asst.	UNMATCHED	UNMATCHED	UNMATCHED
HMU	Mechanical Engineering	Dimitris Chistakis	Prof.	UNMATCHED	UNMATCHED	UNMATCHED
HMU	Mechanical Engineering	Dr Kavvousanos Emmanouil	Prof.	UNMATCHED	UNMATCHED	UNMATCHED
HMU	Mechanical Engineering	Energy Policy	Asst.	UNMATCHED	UNMATCHED	UNMATCHED
HMU	Mechanical Engineering	Energy Saving	Asst.	UNMATCHED	UNMATCHED	UNMATCHED
HMU	Mechanical Engineering	Heat Transfer	Assoc.	UNMATCHED	UNMATCHED	LOW
HMU	Mechanical Engineering	Industrial Design	Asst.	UNMATCHED	UNMATCHED	LOW
HMU	Mechanical Engineering	International Relations	Prof.	UNMATCHED	MEDIUM	UNMATCHED
HMU	Mechanical Engineering	Nikolaos Sakkas	Prof.	UNMATCHED	UNMATCHED	UNMATCHED
HMU	Mechanical Engineering	PRINTED ELECTRONICS	Asst.	UNMATCHED	UNMATCHED	UNMATCHED
HUA	Informatics & Telematics	Angelos Charalabidis	Asst.	UNMATCHED	UNMATCHED	UNMATCHED
HUA	Informatics & Telematics	Athanasios Kiourtis	Asst.	UNMATCHED	MEDIUM	UNMATCHED
HUA	Informatics & Telematics	Curtis Rookard	Asst.	UNMATCHED	UNMATCHED	UNMATCHED
HUA	Informatics & Telematics	Georgios Kousiouris	Assoc.	UNMATCHED	HIGH	UNMATCHED
HUA	Informatics & Telematics	Mazdak Zamani	Asst.	UNMATCHED	UNMATCHED	MEDIUM
HUA	Informatics & Telematics	Panagiotis Rizomyliotis	Assoc.	UNMATCHED	UNMATCHED	UNMATCHED
HUA	Informatics & Telematics	Seyed Sahand Mohammadi Ziabari	Asst.	UNMATCHED	MEDIUM	LOW
HUA	Informatics & Telematics	Vasileios Evthymiou	Asst.	UNMATCHED	UNMATCHED	UNMATCHED
IHU	Civil Engineering	Antiseismikos Schediasmos Domikon Ergon	Lect.	UNMATCHED	UNMATCHED	UNMATCHED
IHU	Civil Engineering	Drosopoulos Georgios	Asst.	UNMATCHED	HIGH	LOW
IHU	Civil Engineering	Ilektroniko Tachydromeio	Lect.	UNMATCHED	UNMATCHED	UNMATCHED
IHU	Civil Engineering	Koliopoulos Panagiotis	Prof.	UNMATCHED	MEDIUM	HIGH
IHU	Civil Engineering	Michailidis Konstantinos	Assoc.	UNMATCHED	MEDIUM	UNMATCHED
IHU	Civil Engineering	Panagopoulos Georgios	Lect.	UNMATCHED	HIGH	MEDIUM
IHU	Civil Engineering	Vlachonasiou Eleni	Lect.	UNMATCHED	HIGH	UNMATCHED
IHU	Computer Science	Anastasiou Christos	Prof.	MEDIUM	MEDIUM	HIGH
IHU	Computer Science	Anotati Diarkeia Foitisis	Lect.	UNMATCHED	UNMATCHED	UNMATCHED
IHU	Computer Science	Bakirtzis Emmanouil	Asst.	MEDIUM	HIGH	LOW
IHU	Computer Science	Basagiannis Stylianos	Asst.	UNMATCHED	HIGH	MEDIUM
IHU	Computer Science	Cheilas Konstantinos	Prof.	UNMATCHED	MEDIUM	MEDIUM
IHU	Computer Science	Evfyi Systimata Ilektrikis Energeias	Asst.	UNMATCHED	UNMATCHED	UNMATCHED
IHU	Computer Science	Kabourlazos Vasileios	Prof.	UNMATCHED	UNMATCHED	UNMATCHED
IHU	Computer Science	Outsios Evangelos	Lect.	UNMATCHED	MEDIUM	HIGH
IHU	Computer Science	Systima Ilektronikis Ekpaidevsis	Lect.	UNMATCHED	UNMATCHED	UNMATCHED
IHU	Computer Science	Systimata Polymeson	Prof.	UNMATCHED	UNMATCHED	UNMATCHED
IHU	Computer Science	Technologia Mikrokymatikon Diataxeon	Prof.	UNMATCHED	UNMATCHED	UNMATCHED
IHU	Computer Science	Televtaia Nea	Lect.	UNMATCHED	UNMATCHED	UNMATCHED
IHU	Computer Science	Tsibiris Alkiviadis	Prof.	UNMATCHED	UNMATCHED	LOW
IHU	Computer Science	Tsitsos Stylianos	Prof.	UNMATCHED	HIGH	LOW
IHU	Computer Science	Ypologistiki Noimosyni	Prof.	UNMATCHED	UNMATCHED	UNMATCHED
IHU	Computer Science	Ypologistikos Ilektromagnitismos	Prof.	UNMATCHED	UNMATCHED	UNMATCHED
IHU	Environmental Engineering	Anagnostopoulos Konstantinos	Prof.	MEDIUM	MEDIUM	MEDIUM
IHU	Environmental Engineering	Antoniou Fani	Assoc.	LOW	HIGH	UNMATCHED
IHU	Environmental Engineering	Konstantinidis Dimitrios	Prof.	MEDIUM	HIGH	MEDIUM
IHU	Environmental Engineering	Vasiliki Kynigopoulou	Asst.	UNMATCHED	UNMATCHED	UNMATCHED
IHU	Information & Electronic Engineering	Angelopoulos Marios	Asst.	UNMATCHED	MEDIUM	MEDIUM
IHU	Information & Electronic Engineering	Antoniou Efstathios	Prof.	UNMATCHED	HIGH	MEDIUM
IHU	Information & Electronic Engineering	Applied Mathematics	Prof.	UNMATCHED	MEDIUM	LOW
IHU	Information & Electronic Engineering	Bamnios Georgios	Prof.	LOW	UNMATCHED	LOW
IHU	Information & Electronic Engineering	Decrease Text	Asst.	UNMATCHED	UNMATCHED	UNMATCHED
IHU	Information & Electronic Engineering	High Contrast	Asst.	UNMATCHED	UNMATCHED	LOW
IHU	Information & Electronic Engineering	Important Announcements	Asst.	UNMATCHED	UNMATCHED	UNMATCHED
IHU	Information & Electronic Engineering	Increase Text	Asst.	UNMATCHED	UNMATCHED	UNMATCHED
IHU	Information & Electronic Engineering	Keramopoulos Efkleidis	Prof.	UNMATCHED	UNMATCHED	LOW
IHU	Information & Electronic Engineering	Kotsakis Rigas	Assoc.	MEDIUM	HIGH	MEDIUM
IHU	Information & Electronic Engineering	Light Background	Asst.	UNMATCHED	UNMATCHED	UNMATCHED

Univ.	Department	Member	Grade	GS conf.	OA conf.	S2 conf.
IHU	Information & Electronic Engineering	Marmorkos Ioannis	Prof.	UNMATCHED	MEDIUM	LOW
IHU	Information & Electronic Engineering	Negative Contrast	Asst.	UNMATCHED	UNMATCHED	UNMATCHED
IHU	Information & Electronic Engineering	Papadopoulou Maria	Assoc.	UNMATCHED	MEDIUM	HIGH
IHU	Information & Electronic Engineering	Papakostas Dimitrios	Prof.	MEDIUM	HIGH	MEDIUM
IHU	Information & Electronic Engineering	Readable Font	Asst.	UNMATCHED	UNMATCHED	UNMATCHED
IHU	Information & Electronic Engineering	Salampasis Michalis	Prof.	UNMATCHED	HIGH	LOW
IHU	Information & Electronic Engineering	Tsiakmakis Kyriakos	Asst.	LOW	LOW	LOW
IHU	Information & Electronic Engineering	Tsioumas Efangelos	Asst.	UNMATCHED	UNMATCHED	LOW
IHU	Information & Electronic Engineering	Tzekis Panagiotis	Prof.	LOW	LOW	LOW
IHU	Mechanical Engineering	Anthymidis Konstantinos	Assoc.	UNMATCHED	UNMATCHED	LOW
IHU	Mechanical Engineering	Chasapis Dimitrios	Prof.	UNMATCHED	MEDIUM	LOW
IHU	Mechanical Engineering	Efarmosmena Mathimatika	Assoc.	UNMATCHED	UNMATCHED	UNMATCHED
IHU	Mechanical Engineering	Freiderikos Orestis	Prof.	UNMATCHED	UNMATCHED	UNMATCHED
IHU	Mechanical Engineering	Gkeivanidis Savvas	Assoc.	UNMATCHED	UNMATCHED	LOW
IHU	Mechanical Engineering	Katsanevakis Athanasios	Assoc.	UNMATCHED	MEDIUM	LOW
IHU	Mechanical Engineering	Misirlis Dimitrios	Assoc.	UNMATCHED	HIGH	LOW
IHU	Mechanical Engineering	Moschidis Nikolaos	Lect.	UNMATCHED	UNMATCHED	UNMATCHED
IHU	Mechanical Engineering	Moysiadis Anastasios	Prof.	UNMATCHED	MEDIUM	LOW
IHU	Mechanical Engineering	Sagris Dimitrios	Asst.	LOW	HIGH	LOW
IHU	Mechanical Engineering	Simoglou Christos	Asst.	MEDIUM	HIGH	LOW
IHU	Mechanical Engineering	Ypologistiki Michaniki	Prof.	UNMATCHED	UNMATCHED	UNMATCHED
IHU	Mechanical Engineering	Ypologistiki Revstodynamiki	Assoc.	UNMATCHED	UNMATCHED	UNMATCHED
IHU	Surveying & Geoinformatics Eng.	Abatzidis Dimitrios	Assoc.	UNMATCHED	UNMATCHED	UNMATCHED
IHU	Surveying & Geoinformatics Eng.	Geografika Systimata Pliroforion	Lect.	UNMATCHED	UNMATCHED	UNMATCHED
IHU	Surveying & Geoinformatics Eng.	Konstantinidis Alexandros	Lect.	UNMATCHED	MEDIUM	MEDIUM
IHU	Surveying & Geoinformatics Eng.	Natsiopoulos Dimitrios	Asst.	LOW	HIGH	LOW
IHU	Surveying & Geoinformatics Eng.	Platforma Exetaseon	Lect.	UNMATCHED	UNMATCHED	UNMATCHED
IHU	Surveying & Geoinformatics Eng.	Roustanis Themistoklis	Asst.	MEDIUM	MEDIUM	LOW
IHU	Surveying & Geoinformatics Eng.	Terma Magnisias	Lect.	UNMATCHED	UNMATCHED	UNMATCHED
Ionian	Informatics	Architektoniki Ypologistikon Systimaton	Prof.	UNMATCHED	UNMATCHED	UNMATCHED
Ionian	Informatics	Diktya Ypologiston	Prof.	UNMATCHED	UNMATCHED	UNMATCHED
Ionian	Informatics	Emmanouil Maragkoudakis	Prof.	UNMATCHED	MEDIUM	UNMATCHED
Ionian	Informatics	Georgios Dimitrakopoulos	Prof.	UNMATCHED	HIGH	UNMATCHED
Ionian	Informatics	Georgios Stylios	Prof.	UNMATCHED	HIGH	UNMATCHED
Ionian	Informatics	Grafika Ypologiston	Prof.	UNMATCHED	UNMATCHED	UNMATCHED
Ionian	Informatics	Konstantinos Chorianopoulos	Prof.	UNMATCHED	HIGH	UNMATCHED
Ionian	Informatics	Meli Dep	Prof.	UNMATCHED	UNMATCHED	UNMATCHED
Ionian	Informatics	Michail Stefanidakis	Prof.	UNMATCHED	UNMATCHED	UNMATCHED
Ionian	Informatics	Panagiotis Kourouthanasis	Prof.	UNMATCHED	UNMATCHED	UNMATCHED
Ionian	Informatics	Technologies Logismikou	Prof.	UNMATCHED	UNMATCHED	UNMATCHED
Ionian	Informatics	Technologies Polymesikou Periechomenou	Prof.	UNMATCHED	UNMATCHED	UNMATCHED
Ionian	Informatics	Themistoklis Exarchos	Prof.	UNMATCHED	HIGH	HIGH
Ionian	Informatics	Theodoros Andronikos	Prof.	UNMATCHED	MEDIUM	UNMATCHED
NKUA	Aerospace Science & Technology	Antonios Chatzievfraimidis	Prof.	UNMATCHED	UNMATCHED	UNMATCHED
NKUA	Aerospace Science & Technology	Charalabos Pan. Labropoulos	Prof.	UNMATCHED	UNMATCHED	UNMATCHED
NKUA	Aerospace Science & Technology	Christoforos E. Oikonomakos	Asst.	UNMATCHED	UNMATCHED	UNMATCHED
NKUA	Aerospace Science & Technology	Stylianos Georgantzinos	Assoc.	UNMATCHED	HIGH	UNMATCHED
NKUA	Aerospace Science & Technology	Stylianos I. Markolefas	Assoc.	UNMATCHED	UNMATCHED	UNMATCHED
NKUA	Digital Industry Technologies	Athanasios Papaioannou	Asst.	UNMATCHED	HIGH	MEDIUM
NKUA	Digital Industry Technologies	Christos Manasis	Prof.	UNMATCHED	MEDIUM	HIGH
NKUA	Digital Industry Technologies	Christos Tsinos	Asst.	UNMATCHED	HIGH	UNMATCHED
NKUA	Digital Industry Technologies	Fotis N. Kouboulis	Prof.	UNMATCHED	UNMATCHED	LOW
NKUA	Digital Industry Technologies	Georgios E. Panagiotakis	Asst.	LOW	UNMATCHED	UNMATCHED
NKUA	Digital Industry Technologies	Georgios L. Giannaris	Lect.	UNMATCHED	UNMATCHED	UNMATCHED
NKUA	Digital Industry Technologies	Giannis M. Koutsoubis	Assoc.	UNMATCHED	HIGH	UNMATCHED
NKUA	Digital Industry Technologies	Konstantinos G. Tzierakis	Asst.	UNMATCHED	UNMATCHED	UNMATCHED
NKUA	Digital Industry Technologies	Labros Vasileiadis	Assoc.	UNMATCHED	UNMATCHED	UNMATCHED
NKUA	Digital Industry Technologies	Michalis G. Skarpetis	Assoc.	UNMATCHED	UNMATCHED	UNMATCHED
NKUA	Digital Industry Technologies	Nikolaos Asimakis	Prof.	UNMATCHED	MEDIUM	UNMATCHED
NKUA	Digital Industry Technologies	Nikolaos I. Katevas	Asst.	UNMATCHED	UNMATCHED	UNMATCHED
NKUA	Digital Industry Technologies	Theodoros Papadongonas	Prof.	UNMATCHED	UNMATCHED	UNMATCHED
NKUA	Digital Industry Technologies	Vasiliki Stavropoulou	Asst.	UNMATCHED	MEDIUM	UNMATCHED
NKUA	Informatics & Telecommunications	Atlidakis Evangelos	Asst.	LOW	MEDIUM	UNMATCHED
NKUA	Informatics & Telecommunications	Chaidos Pavlos Ioannis Pyrros	Asst.	UNMATCHED	HIGH	MEDIUM
NKUA	Informatics & Telecommunications	Chatzievthymiadis Evstathios	Prof.	UNMATCHED	UNMATCHED	UNMATCHED
NKUA	Informatics & Telecommunications	Delis Alexis	Prof.	UNMATCHED	LOW	LOW
NKUA	Informatics & Telecommunications	Gounopoulos Dimitrios	Prof.	UNMATCHED	MEDIUM	LOW
NKUA	Informatics & Telecommunications	Ioannidis Giannis	Prof.	UNMATCHED	MEDIUM	MEDIUM
NKUA	Informatics & Telecommunications	Karali Izabo	Asst.	UNMATCHED	UNMATCHED	LOW
NKUA	Informatics & Telecommunications	Roussopoulou Mema	Prof.	UNMATCHED	HIGH	UNMATCHED
NKUA	Informatics & Telecommunications	Syvridis Dimitrios	Prof.	LOW	HIGH	LOW
NKUA	Informatics & Telecommunications	Theocharis Theocharis	Prof.	UNMATCHED	MEDIUM	HIGH
NKUA	Informatics & Telecommunications	Tsalgatidou Afroditi	Assoc.	UNMATCHED	UNMATCHED	LOW
NTUA	Applied Mathematical & Physical Sciences	Alexopoulos Theodoros	Prof.	LOW	HIGH	MEDIUM
NTUA	Applied Mathematical & Physical Sciences	Anagnostopoulos Konstantinos	Prof.	UNMATCHED	HIGH	MEDIUM
NTUA	Applied Mathematical & Physical Sciences	Arvanitakis Alexandros	Asst.	UNMATCHED	UNMATCHED	MEDIUM
NTUA	Applied Mathematical & Physical Sciences	Diakaki Maria	Asst.	UNMATCHED	HIGH	MEDIUM
NTUA	Applied Mathematical & Physical Sciences	Evtaxiopoulos Dimitrios	Asst.	UNMATCHED	UNMATCHED	UNMATCHED

Univ.	Department	Member	Grade	GS conf.	OA conf.	S2 conf.
NTUA	Applied Mathematical & Physical Sciences	Gasparis Ioannis	Prof.	UNMATCHED	LOW	MEDIUM
NTUA	Applied Mathematical & Physical Sciences	Giannopapas Vasileios	Prof.	MEDIUM	MEDIUM	MEDIUM
NTUA	Applied Mathematical & Physical Sciences	Gkintidis Drosos	Prof.	UNMATCHED	UNMATCHED	UNMATCHED
NTUA	Applied Mathematical & Physical Sciences	Grigoriadis Vasileios	Asst.	UNMATCHED	UNMATCHED	MEDIUM
NTUA	Applied Mathematical & Physical Sciences	Kaldis Vyron	Prof.	UNMATCHED	UNMATCHED	UNMATCHED
NTUA	Applied Mathematical & Physical Sciences	Kanellopoulos Vasileios	Prof.	UNMATCHED	MEDIUM	MEDIUM
NTUA	Applied Mathematical & Physical Sciences	Karapostoli Georgia	Asst.	UNMATCHED	HIGH	LOW
NTUA	Applied Mathematical & Physical Sciences	Kechagias Alexandros	Prof.	UNMATCHED	UNMATCHED	LOW
NTUA	Applied Mathematical & Physical Sciences	Kokkinis Vasileios	Assoc.	UNMATCHED	UNMATCHED	LOW
NTUA	Applied Mathematical & Physical Sciences	Kontokostas Dimitrios	Assoc.	UNMATCHED	MEDIUM	LOW
NTUA	Applied Mathematical & Physical Sciences	Kontos Athanasios	Prof.	UNMATCHED	HIGH	LOW
NTUA	Applied Mathematical & Physical Sciences	Kouvaris Christoforos	Prof.	LOW	HIGH	LOW
NTUA	Applied Mathematical & Physical Sciences	Varelogiannis Georgios	Prof.	LOW	HIGH	LOW
NTUA	Applied Mathematical & Physical Sciences	Vonta Filia	Prof.	LOW	HIGH	HIGH
NTUA	Architecture	Anastasopoulos Nikolaos	Assoc.	UNMATCHED	MEDIUM	MEDIUM
NTUA	Architecture	Andrianopoulos Tilemachos	Prof.	UNMATCHED	HIGH	HIGH
NTUA	Architecture	Angelis Georgios	Assoc.	MEDIUM	MEDIUM	MEDIUM
NTUA	Architecture	Antoniou Dimitrios	Asst.	UNMATCHED	MEDIUM	MEDIUM
NTUA	Architecture	Giannoutsos Ioannis	Asst.	UNMATCHED	UNMATCHED	MEDIUM
NTUA	Architecture	Giannoutsou Vasiliki	Assoc.	UNMATCHED	HIGH	LOW
NTUA	Architecture	Gkikapeppas Vasileios	Assoc.	UNMATCHED	UNMATCHED	UNMATCHED
NTUA	Architecture	Grigoriadis Ioannis	Prof.	MEDIUM	MEDIUM	MEDIUM
NTUA	Architecture	Vasilatos Panagiotis	Assoc.	UNMATCHED	MEDIUM	LOW
NTUA	Architecture	Vozani Ariadni	Prof.	UNMATCHED	MEDIUM	HIGH
NTUA	Chemical Engineering	A Antzaras	Asst.	UNMATCHED	UNMATCHED	UNMATCHED
NTUA	Chemical Engineering	A Boudouvis	Prof.	UNMATCHED	HIGH	UNMATCHED
NTUA	Chemical Engineering	A Detsi	Prof.	UNMATCHED	UNMATCHED	UNMATCHED
NTUA	Chemical Engineering	A Protogerou	Asst.	UNMATCHED	UNMATCHED	UNMATCHED
NTUA	Chemical Engineering	A Tzani	Asst.	UNMATCHED	UNMATCHED	UNMATCHED
NTUA	Chemical Engineering	Ch Kiranoudis	Prof.	UNMATCHED	UNMATCHED	UNMATCHED
NTUA	Chemical Engineering	Chr Argirusis	Prof.	UNMATCHED	MEDIUM	HIGH
NTUA	Chemical Engineering	D Karonis	Prof.	UNMATCHED	UNMATCHED	UNMATCHED
NTUA	Chemical Engineering	D Varsou	Asst.	UNMATCHED	UNMATCHED	UNMATCHED
NTUA	Chemical Engineering	E Pavlatou	Prof.	UNMATCHED	UNMATCHED	UNMATCHED
NTUA	Chemical Engineering	E Voutsas	Prof.	UNMATCHED	UNMATCHED	UNMATCHED
NTUA	Chemical Engineering	G Kokkoris	Assoc.	UNMATCHED	MEDIUM	UNMATCHED
NTUA	Chemical Engineering	G Mpourmpakis	Prof.	UNMATCHED	UNMATCHED	UNMATCHED
NTUA	Chemical Engineering	G Papadopoulos	Assoc.	UNMATCHED	MEDIUM	UNMATCHED
NTUA	Chemical Engineering	K Kollia	Prof.	UNMATCHED	MEDIUM	UNMATCHED
NTUA	Chemical Engineering	M Krokida	Prof.	UNMATCHED	UNMATCHED	UNMATCHED
NTUA	Chemical Engineering	P Taoukis	Prof.	UNMATCHED	UNMATCHED	UNMATCHED
NTUA	Chemical Engineering	P Tarantili	Prof.	UNMATCHED	HIGH	UNMATCHED
NTUA	Chemical Engineering	S Hamilakis	Prof.	UNMATCHED	UNMATCHED	UNMATCHED
NTUA	Civil Engineering	Gantes Charalampos	Prof.	UNMATCHED	MEDIUM	LOW
NTUA	Civil Engineering	Georgiannou Vassiliki	Prof.	UNMATCHED	LOW	LOW
NTUA	Civil Engineering	Malamis Symeon	Assoc.	LOW	MEDIUM	LOW
NTUA	Civil Engineering	Mamais Daniil	Prof.	LOW	UNMATCHED	LOW
NTUA	Civil Engineering	Melissas Dimitrios	Prof.	UNMATCHED	HIGH	MEDIUM
NTUA	Civil Engineering	Noutsopoulos Konstantinos	Prof.	UNMATCHED	HIGH	LOW
NTUA	Civil Engineering	Papadimitriou Eleonora	Asst.	UNMATCHED	HIGH	HIGH
NTUA	Civil Engineering	Tsoukala Vasiliki	Prof.	LOW	HIGH	LOW
NTUA	Civil Engineering	Vougioukas Emmanouil	Asst.	UNMATCHED	HIGH	LOW
NTUA	Civil Engineering	Zervos Antonios	Asst.	UNMATCHED	LOW	LOW
NTUA	Electrical & Computer Engineering	Antonios Antonopoulos	Assoc.	UNMATCHED	HIGH	HIGH
NTUA	Electrical & Computer Engineering	Athanasios Sarigiannnidis	Asst.	UNMATCHED	UNMATCHED	UNMATCHED
NTUA	Electrical & Computer Engineering	Christos Christodoulou	Asst.	UNMATCHED	HIGH	UNMATCHED
NTUA	Electrical & Computer Engineering	Chrysoula Zerva	Asst.	UNMATCHED	HIGH	UNMATCHED
NTUA	Electrical & Computer Engineering	Evangelos Spiliotis	Asst.	MEDIUM	HIGH	UNMATCHED
NTUA	Electrical & Computer Engineering	Ioanna Roussaki	Assoc.	UNMATCHED	HIGH	HIGH
NTUA	Electrical & Computer Engineering	Ioannis Delis	Asst.	UNMATCHED	HIGH	UNMATCHED
NTUA	Electrical & Computer Engineering	Konstantinos Tserpes	Asst.	UNMATCHED	HIGH	HIGH
NTUA	Electrical & Computer Engineering	Kostis Sagonas	Assoc.	UNMATCHED	UNMATCHED	UNMATCHED
NTUA	Electrical & Computer Engineering	Nikos Leonardos	Asst.	MEDIUM	HIGH	UNMATCHED
NTUA	Electrical & Computer Engineering	Panayiotis Frangos	Prof.	UNMATCHED	HIGH	UNMATCHED
NTUA	Electrical & Computer Engineering	Vasileios Nikolaidis	Asst.	UNMATCHED	UNMATCHED	HIGH
NTUA	Electrical & Computer Engineering	Yannis Papananos	Prof.	UNMATCHED	HIGH	UNMATCHED
NTUA	Electrical & Computer Engineering	Zoi Paraskevopoulou	Asst.	UNMATCHED	UNMATCHED	LOW
NTUA	Mechanical Engineering	Anagnostakis Marios	Prof.	LOW	UNMATCHED	LOW
NTUA	Mechanical Engineering	Aravosis Konstantinos	Prof.	UNMATCHED	HIGH	LOW
NTUA	Mechanical Engineering	Bouris Dimitrios	Prof.	LOW	HIGH	LOW
NTUA	Mechanical Engineering	Chountalas Dimitrios	Prof.	UNMATCHED	HIGH	HIGH
NTUA	Mechanical Engineering	Giannakoglou Kyriakos	Prof.	UNMATCHED	HIGH	LOW
NTUA	Mechanical Engineering	Kiryttopoulos Konstantinos	Prof.	UNMATCHED	UNMATCHED	UNMATCHED
NTUA	Mechanical Engineering	Koronaki Eirini	Prof.	UNMATCHED	UNMATCHED	MEDIUM
NTUA	Mechanical Engineering	Kostazos Protesilaos	Asst.	UNMATCHED	MEDIUM	LOW
NTUA	Mechanical Engineering	Koulouriotis Dimitrios	Prof.	LOW	HIGH	LOW
NTUA	Mechanical Engineering	Mitrakos Dimitris	Assoc.	UNMATCHED	LOW	MEDIUM
NTUA	Mechanical Engineering	Panagiotou Nikolaos	Prof.	UNMATCHED	HIGH	MEDIUM

Univ.	Department	Member	Grade	GS conf.	OA conf.	S2 conf.
NTUA	Mechanical Engineering	Petropoulos Nikolaos	Assoc.	MEDIUM	HIGH	LOW
NTUA	Mechanical Engineering	Poulakakis Ioannis	Assoc.	UNMATCHED	HIGH	MEDIUM
NTUA	Mechanical Engineering	Spitas Vasileios	Prof.	LOW	HIGH	LOW
NTUA	Mechanical Engineering	Vosniakos Georgios - Christoforos	Prof.	UNMATCHED	HIGH	LOW
NTUA	Mining & Metallurgical Engineering	Artin Chatzikiosegian	Asst.	LOW	UNMATCHED	UNMATCHED
NTUA	Mining & Metallurgical Engineering	Dimitrios Panias	Prof.	UNMATCHED	HIGH	HIGH
NTUA	Mining & Metallurgical Engineering	Emmanouella Remountaki	Prof.	UNMATCHED	UNMATCHED	UNMATCHED
NTUA	Mining & Metallurgical Engineering	Evthymios Balomenos	Asst.	UNMATCHED	UNMATCHED	UNMATCHED
NTUA	Mining & Metallurgical Engineering	Georgios Apostolopoulos	Prof.	UNMATCHED	MEDIUM	UNMATCHED
NTUA	Mining & Metallurgical Engineering	Georgios Fourlaris	Prof.	UNMATCHED	UNMATCHED	UNMATCHED
NTUA	Mining & Metallurgical Engineering	Ilias Chatzitheodoridis	Prof.	UNMATCHED	UNMATCHED	UNMATCHED
NTUA	Mining & Metallurgical Engineering	Konstantinos Athanasas	Assoc.	LOW	MEDIUM	UNMATCHED
NTUA	Mining & Metallurgical Engineering	Konstantinos Loupasakis	Prof.	UNMATCHED	UNMATCHED	UNMATCHED
NTUA	Mining & Metallurgical Engineering	Levkothea Papada	Asst.	UNMATCHED	UNMATCHED	UNMATCHED
NTUA	Mining & Metallurgical Engineering	Maria Perraki	Prof.	UNMATCHED	HIGH	UNMATCHED
NTUA	Mining & Metallurgical Engineering	Maria Taxiarchou	Prof.	UNMATCHED	HIGH	UNMATCHED
NTUA	Mining & Metallurgical Engineering	Spyros Papaevthymiou	Prof.	UNMATCHED	UNMATCHED	UNMATCHED
NTUA	Mining & Metallurgical Engineering	Theodoros Michalakopoulos	Prof.	UNMATCHED	UNMATCHED	UNMATCHED
NTUA	Mining & Metallurgical Engineering	Vasileios Gaganis	Assoc.	UNMATCHED	HIGH	UNMATCHED
NTUA	Naval Architecture & Marine Eng.	Alexandros-alvertos Gkinis	Assoc.	UNMATCHED	UNMATCHED	UNMATCHED
NTUA	Naval Architecture & Marine Eng.	Dimitrios Konovesis	Assoc.	UNMATCHED	UNMATCHED	UNMATCHED
NTUA	Naval Architecture & Marine Eng.	Dimitrios V. Lyridis	Prof.	UNMATCHED	MEDIUM	HIGH
NTUA	Naval Architecture & Marine Eng.	Emmanouil Angelou	Asst.	UNMATCHED	UNMATCHED	UNMATCHED
NTUA	Naval Architecture & Marine Eng.	Georgios Dimopoulos	Assoc.	UNMATCHED	HIGH	HIGH
NTUA	Naval Architecture & Marine Eng.	Georgios Katsaounis	Asst.	UNMATCHED	HIGH	UNMATCHED
NTUA	Naval Architecture & Marine Eng.	Georgios Papadakis	Assoc.	MEDIUM	HIGH	HIGH
NTUA	Naval Architecture & Marine Eng.	Georgios Papalabrou	Assoc.	UNMATCHED	UNMATCHED	UNMATCHED
NTUA	Naval Architecture & Marine Eng.	Georgios Zarafonitis	Prof.	UNMATCHED	MEDIUM	UNMATCHED
NTUA	Naval Architecture & Marine Eng.	Grigoris Grigoropoulos	Prof.	UNMATCHED	UNMATCHED	UNMATCHED
NTUA	Naval Architecture & Marine Eng.	Ioannis K. Chatzigeorgiou	Prof.	UNMATCHED	MEDIUM	UNMATCHED
NTUA	Naval Architecture & Marine Eng.	Ioannis M. Prousalidis	Prof.	UNMATCHED	UNMATCHED	UNMATCHED
NTUA	Naval Architecture & Marine Eng.	Konstantinos Bardis	Asst.	UNMATCHED	HIGH	UNMATCHED
NTUA	Naval Architecture & Marine Eng.	Konstantinos Belibasakis	Prof.	UNMATCHED	UNMATCHED	UNMATCHED
NTUA	Naval Architecture & Marine Eng.	Nikolaos Themelis	Assoc.	UNMATCHED	UNMATCHED	UNMATCHED
NTUA	Naval Architecture & Marine Eng.	Nikolaos Tsouvalis	Prof.	UNMATCHED	UNMATCHED	UNMATCHED
NTUA	Rural, Surveying & Geoinformatics Eng.	Bakogiannis Evthymios	Assoc.	UNMATCHED	UNMATCHED	LOW
NTUA	Rural, Surveying & Geoinformatics Eng.	Bimis Athanasios	Asst.	UNMATCHED	UNMATCHED	LOW
NTUA	Rural, Surveying & Geoinformatics Eng.	Chatzichristos Thomas	Asst.	UNMATCHED	HIGH	HIGH
NTUA	Rural, Surveying & Geoinformatics Eng.	Giakoumakis Spyridon	Assoc.	UNMATCHED	HIGH	LOW
NTUA	Rural, Surveying & Geoinformatics Eng.	Giotis Andreas	Asst.	UNMATCHED	UNMATCHED	LOW
NTUA	Rural, Surveying & Geoinformatics Eng.	Mitropoulos Labros	Asst.	LOW	UNMATCHED	LOW
NTUA	Rural, Surveying & Geoinformatics Eng.	Papadopoulou Maria	Prof.	UNMATCHED	MEDIUM	MEDIUM
NTUA	Rural, Surveying & Geoinformatics Eng.	Tomea Topografias	Asst.	UNMATCHED	UNMATCHED	UNMATCHED
NTUA	Rural, Surveying & Geoinformatics Eng.	Tomea Topografias	Prof.	UNMATCHED	UNMATCHED	UNMATCHED
NTUA	Rural, Surveying & Geoinformatics Eng.	Tomea Topografias	Asst.	UNMATCHED	UNMATCHED	UNMATCHED
NTUA	Rural, Surveying & Geoinformatics Eng.	Tomea Topografias	Prof.	UNMATCHED	UNMATCHED	UNMATCHED
NTUA	Rural, Surveying & Geoinformatics Eng.	Tomea Topografias	Asst.	UNMATCHED	UNMATCHED	UNMATCHED
NTUA	Rural, Surveying & Geoinformatics Eng.	Tomea Topografias	Prof.	UNMATCHED	UNMATCHED	UNMATCHED
NTUA	Rural, Surveying & Geoinformatics Eng.	Tomea Topografias	Asst.	UNMATCHED	UNMATCHED	UNMATCHED
NTUA	Rural, Surveying & Geoinformatics Eng.	Tomea Topografias	Prof.	UNMATCHED	UNMATCHED	UNMATCHED
NTUA	Rural, Surveying & Geoinformatics Eng.	Tsichrintzis Vasileios	Prof.	UNMATCHED	UNMATCHED	UNMATCHED
NTUA	Rural, Surveying & Geoinformatics Eng.	Tsioulou Ourania	Asst.	UNMATCHED	MEDIUM	UNMATCHED
NTUA	Rural, Surveying & Geoinformatics Eng.	Vangelis Charilaos	Asst.	UNMATCHED	UNMATCHED	UNMATCHED
TUC	Architecture	Andreadakis Dimitrios	Prof.	UNMATCHED	HIGH	LOW
TUC	Architecture	Aslanidis Klimis	Assoc.	UNMATCHED	HIGH	MEDIUM
TUC	Architecture	Kakavas Spyridon	Asst.	UNMATCHED	UNMATCHED	LOW
TUC	Architecture	Kandylakis Dimitrios	Prof.	UNMATCHED	MEDIUM	HIGH
TUC	Architecture	Karagianni Anna	Assoc.	UNMATCHED	HIGH	LOW
TUC	Architecture	Kefalogiannis Nektarios	Asst.	UNMATCHED	MEDIUM	LOW
TUC	Architecture	Kotsaki Amalia Kosmitoras	Assoc.	UNMATCHED	HIGH	LOW
TUC	Architecture	Meli Dep	Prof.	UNMATCHED	UNMATCHED	UNMATCHED
TUC	Architecture	Parthenios Panagiotis	Prof.	LOW	HIGH	LOW
TUC	Architecture	Providakis Konstantinos	Prof.	UNMATCHED	HIGH	LOW
TUC	Architecture	Rotsios Dimitrios	Assoc.	UNMATCHED	UNMATCHED	UNMATCHED
TUC	Architecture	Skoutelis Nikolaos	Prof.	UNMATCHED	HIGH	MEDIUM
TUC	Architecture	Tessas Christos	Asst.	UNMATCHED	MEDIUM	HIGH
TUC	Architecture	Tsakalakis Dimitrios	Prof.	UNMATCHED	UNMATCHED	UNMATCHED
TUC	Architecture	Tzobanakis Alexios	Prof.	UNMATCHED	UNMATCHED	UNMATCHED
TUC	Chemical & Environmental Engineering	Androniki Tsouchlaraki	Asst.	UNMATCHED	MEDIUM	LOW
TUC	Chemical & Environmental Engineering	Antonios Manousakis	Assoc.	UNMATCHED	MEDIUM	UNMATCHED
TUC	Chemical & Environmental Engineering	Danai Venieri	Prof.	UNMATCHED	HIGH	UNMATCHED
TUC	Chemical & Environmental Engineering	Dionysia Kolokotsa	Prof.	UNMATCHED	HIGH	MEDIUM
TUC	Chemical & Environmental Engineering	Elia Psyllaki	Prof.	UNMATCHED	UNMATCHED	UNMATCHED
TUC	Chemical & Environmental Engineering	Epistimonikoi Synergates	Prof.	UNMATCHED	UNMATCHED	UNMATCHED
TUC	Chemical & Environmental Engineering	Ioannis Gentekakis	Prof.	UNMATCHED	UNMATCHED	UNMATCHED
TUC	Chemical & Environmental Engineering	Ioannis Tsobanakis	Prof.	UNMATCHED	UNMATCHED	UNMATCHED
TUC	Chemical & Environmental Engineering	Michail Fountoulakis	Assoc.	UNMATCHED	HIGH	UNMATCHED
TUC	Chemical & Environmental Engineering	Michalis Lazaridis	Prof.	MEDIUM	MEDIUM	UNMATCHED

Univ.	Department	Member	Grade	GS conf.	OA conf.	S2 conf.
TUC	Chemical & Environmental Engineering	Monimo Epistimoniko Prosopiko	Prof.	UNMATCHED	UNMATCHED	UNMATCHED
TUC	Chemical & Environmental Engineering	Nikolaos Paranychianakis	Prof.	LOW	HIGH	UNMATCHED
TUC	Chemical & Environmental Engineering	Stelios Rozakis	Prof.	UNMATCHED	HIGH	MEDIUM
TUC	Electrical & Computer Engineering	Aikaterini Mania	Prof.	UNMATCHED	HIGH	UNMATCHED
TUC	Electrical & Computer Engineering	Antonios Deligiannakis	Prof.	LOW	HIGH	HIGH
TUC	Electrical & Computer Engineering	Eftychios Koutroulis	Prof.	UNMATCHED	HIGH	HIGH
TUC	Electrical & Computer Engineering	Panagiotis Zarkos	Asst.	UNMATCHED	MEDIUM	UNMATCHED
TUC	Electrical & Computer Engineering	Vassilis Digalakis	Prof.	UNMATCHED	MEDIUM	UNMATCHED
TUC	Mineral Resources Engineering	Antoniou Elevtheria	Asst.	LOW	UNMATCHED	UNMATCHED
TUC	Mineral Resources Engineering	Christidis Georgios	Prof.	LOW	HIGH	MEDIUM
TUC	Mineral Resources Engineering	Moucho Entmont	Asst.	UNMATCHED	UNMATCHED	UNMATCHED
TUC	Mineral Resources Engineering	Partsinevelos Panagiotis	Prof.	UNMATCHED	HIGH	MEDIUM
TUC	Mineral Resources Engineering	Pentari Despoina	Assoc.	UNMATCHED	UNMATCHED	LOW
TUC	Mineral Resources Engineering	Steiakakis Emmanouil	Prof.	UNMATCHED	LOW	LOW
TUC	Mineral Resources Engineering	Vafeidis Antonios	Prof.	UNMATCHED	HIGH	LOW
TUC	Production Engineering & Management	Angelos Kostis	Asst.	UNMATCHED	UNMATCHED	UNMATCHED
TUC	Production Engineering & Management	Elevtherios Doitsidis	Assoc.	UNMATCHED	UNMATCHED	UNMATCHED
TUC	Production Engineering & Management	Elevtherios Siskos	Asst.	UNMATCHED	UNMATCHED	UNMATCHED
TUC	Production Engineering & Management	Evstratios Ioannidis	Assoc.	UNMATCHED	UNMATCHED	UNMATCHED
TUC	Production Engineering & Management	Georgios Arabatzis	Prof.	UNMATCHED	MEDIUM	UNMATCHED
TUC	Production Engineering & Management	Ioannis Papamichail	Prof.	UNMATCHED	HIGH	HIGH
TUC	Production Engineering & Management	Marios Kazasidis	Asst.	UNMATCHED	MEDIUM	UNMATCHED
TUC	Production Engineering & Management	Michail Konsolakis	Prof.	UNMATCHED	UNMATCHED	UNMATCHED
TUC	Production Engineering & Management	Michalis Doubos	Prof.	UNMATCHED	MEDIUM	UNMATCHED
TUC	Production Engineering & Management	Nikolaos Tsourveloudis	Prof.	UNMATCHED	HIGH	UNMATCHED
TUC	Production Engineering & Management	Spyros Papaevthymiou	Prof.	LOW	UNMATCHED	UNMATCHED
TUC	Production Engineering & Management	Thomas Kontogiannis	Prof.	UNMATCHED	HIGH	UNMATCHED
UPatras	Architecture	Agapi Proimou	Assoc.	UNMATCHED	UNMATCHED	UNMATCHED
UPatras	Architecture	Alexandra Stratou	Asst.	UNMATCHED	UNMATCHED	UNMATCHED
UPatras	Architecture	Alkistis Rodi	Prof.	UNMATCHED	HIGH	UNMATCHED
UPatras	Architecture	Dimitra Katsota	Prof.	UNMATCHED	HIGH	UNMATCHED
UPatras	Architecture	Dimitris Giannisis	Prof.	UNMATCHED	UNMATCHED	UNMATCHED
UPatras	Architecture	Georgios A. Panetsos	Prof.	UNMATCHED	UNMATCHED	UNMATCHED
UPatras	Architecture	Giannis Aisopos	Prof.	UNMATCHED	UNMATCHED	UNMATCHED
UPatras	Architecture	Ilias Papailiakis	Assoc.	UNMATCHED	UNMATCHED	UNMATCHED
UPatras	Architecture	Katerina A. Liapi	Prof.	UNMATCHED	UNMATCHED	UNMATCHED
UPatras	Architecture	Konstantinos Proimos	Asst.	UNMATCHED	UNMATCHED	UNMATCHED
UPatras	Architecture	Leonidas Papalabropoulos	Assoc.	UNMATCHED	UNMATCHED	UNMATCHED
UPatras	Architecture	Malvina Panagiotidi	Asst.	UNMATCHED	UNMATCHED	LOW
UPatras	Architecture	Michail Vlassopoulos	Asst.	UNMATCHED	UNMATCHED	UNMATCHED
UPatras	Architecture	Panos Kouros	Prof.	UNMATCHED	HIGH	UNMATCHED
UPatras	Architecture	Petros Koufopoulos	Prof.	UNMATCHED	HIGH	UNMATCHED
UPatras	Architecture	Thanasis Manis	Asst.	UNMATCHED	UNMATCHED	UNMATCHED
UPatras	Architecture	Vasilis Stroubakos	Asst.	UNMATCHED	UNMATCHED	UNMATCHED
UPatras	Chemical Engineering	Amanatidis Elevtherios	Lect.	UNMATCHED	UNMATCHED	UNMATCHED
UPatras	Chemical Engineering	Armaou Antonis	Prof.	LOW	MEDIUM	MEDIUM
UPatras	Chemical Engineering	Bogosian Sogomon	Prof.	UNMATCHED	UNMATCHED	LOW
UPatras	Chemical Engineering	Kontaridis Dimitrios	Prof.	UNMATCHED	UNMATCHED	UNMATCHED
UPatras	Chemical Engineering	Kornaros Michalis	Prof.	LOW	HIGH	MEDIUM
UPatras	Chemical Engineering	Koukos Ioannis	Prof.	UNMATCHED	MEDIUM	MEDIUM
UPatras	Chemical Engineering	Mantzavinos Dionysis	Prof.	LOW	UNMATCHED	LOW
UPatras	Chemical Engineering	Papavasileiou Gianna	Asst.	UNMATCHED	UNMATCHED	LOW
UPatras	Chemical Engineering	Patsidis Anastasios	Asst.	LOW	HIGH	LOW
UPatras	Chemical Engineering	Thesmos Symvoulou	Prof.	UNMATCHED	UNMATCHED	UNMATCHED
UPatras	Chemical Engineering	Vagenas Dimitris	Prof.	UNMATCHED	MEDIUM	MEDIUM
UPatras	Civil Engineering	Bousias Evstathios	Prof.	UNMATCHED	UNMATCHED	LOW
UPatras	Civil Engineering	Meli Dep	Assoc.	UNMATCHED	UNMATCHED	UNMATCHED
UPatras	Civil Engineering	Oikonomou Polychronis	Assoc.	UNMATCHED	UNMATCHED	UNMATCHED
UPatras	Civil Engineering	Papadakis Evangelos	Prof.	UNMATCHED	MEDIUM	HIGH
UPatras	Civil Engineering	Papanikolaou Aikaterini	Prof.	UNMATCHED	MEDIUM	MEDIUM
UPatras	Civil Engineering	Petropoulou Evgenia	Prof.	LOW	HIGH	LOW
UPatras	Civil Engineering	Triantafyllou Athanasios	Prof.	UNMATCHED	HIGH	MEDIUM
UPatras	Civil Engineering	Zacharias Ierotheos	Prof.	LOW	HIGH	LOW
UPatras	Computer Engineering & Informatics	Berberidis Kostas	Prof.	LOW	HIGH	MEDIUM
UPatras	Computer Engineering & Informatics	Chronopoulos Antonis	Prof.	UNMATCHED	HIGH	LOW
UPatras	Computer Engineering & Informatics	Dermatas Evaggelos	Prof.	UNMATCHED	HIGH	HIGH
UPatras	Computer Engineering & Informatics	Georgopoulos Konstantinos	Asst.	MEDIUM	MEDIUM	MEDIUM
UPatras	Computer Engineering & Informatics	Rigkou Maria	Asst.	UNMATCHED	HIGH	UNMATCHED
UPatras	Computer Engineering & Informatics	Spyrakis Pavlos	Prof.	UNMATCHED	UNMATCHED	UNMATCHED
UPatras	Computer Engineering & Informatics	Zacharaki Eva	Assoc.	LOW	UNMATCHED	LOW
UPatras	Electrical & Computer Engineering	Alexandridis Antonios	Prof.	UNMATCHED	UNMATCHED	MEDIUM
UPatras	Electrical & Computer Engineering	Kabitsis Georgios	Asst.	UNMATCHED	UNMATCHED	UNMATCHED
UPatras	Electrical & Computer Engineering	Kalantonis Vasileios	Assoc.	UNMATCHED	LOW	LOW
UPatras	Electrical & Computer Engineering	Kazakos Dimosthenis	Asst.	UNMATCHED	HIGH	LOW
UPatras	Electrical & Computer Engineering	Konstantopoulos Georgios	Assoc.	MEDIUM	HIGH	MEDIUM
UPatras	Electrical & Computer Engineering	Kounavis Panagiotis	Assoc.	LOW	LOW	LOW
UPatras	Electrical & Computer Engineering	Lyberopoulos Dimitrios	Prof.	UNMATCHED	HIGH	HIGH
UPatras	Electrical & Computer Engineering	Mitronikas Epameinondas	Assoc.	LOW	HIGH	LOW

Univ.	Department	Member	Grade	GS conf.	OA conf.	S2 conf.
UPatras	Electrical & Computer Engineering	Moustakas Konstantinos	Prof.	UNMATCHED	HIGH	MEDIUM
UPatras	Electrical & Computer Engineering	Pyrgioti Elevtheria	Prof.	LOW	UNMATCHED	LOW
UPatras	Electrical & Computer Engineering	Serpanos Dimitrios	Prof.	UNMATCHED	HIGH	MEDIUM
UPatras	Electrical & Computer Engineering	Skodras Athanasios	Prof.	UNMATCHED	HIGH	HIGH
UPatras	Electrical & Computer Engineering	Skouras Elevtherios	Assoc.	UNMATCHED	UNMATCHED	UNMATCHED
UPatras	Electrical & Computer Engineering	Theodoridis Georgios	Assoc.	UNMATCHED	HIGH	MEDIUM
UPatras	Electrical & Computer Engineering	Tomkos Ioannis	Prof.	LOW	HIGH	LOW
UPatras	Environmental Engineering	Enallaktikon Pigon Energeias	Prof.	UNMATCHED	UNMATCHED	UNMATCHED
UPatras	Environmental Engineering	Koutsias Nikolaos	Prof.	LOW	HIGH	LOW
UPatras	Environmental Engineering	Makridis Sofoklis	Assoc.	MEDIUM	HIGH	LOW
UPatras	Environmental Engineering	Mathimatikis Prosomoiosis Perivallontikon Systimaton	Prof.	UNMATCHED	UNMATCHED	UNMATCHED
UPatras	Environmental Engineering	Papadaki Maria	Prof.	UNMATCHED	HIGH	MEDIUM
UPatras	Environmental Engineering	Papadakis Evangelos	Prof.	UNMATCHED	MEDIUM	HIGH
UPatras	Environmental Engineering	Perivallontikis Mikroviologias	Assoc.	UNMATCHED	UNMATCHED	UNMATCHED
UPatras	Materials Science	Alexandropoulos D	Assoc.	LOW	MEDIUM	MEDIUM
UPatras	Materials Science	Bouropoulos N	Prof.	LOW	HIGH	MEDIUM
UPatras	Materials Science	Galanakis I	Prof.	LOW	HIGH	MEDIUM
UPatras	Materials Science	Garoufalis Christos	Assoc.	UNMATCHED	HIGH	LOW
UPatras	Materials Science	Stefanatos D	Assoc.	LOW	UNMATCHED	MEDIUM
UPatras	Materials Science	Thanopoulos I	Prof.	UNMATCHED	UNMATCHED	HIGH
UPatras	Materials Science	Topoglidis E	Asst.	LOW	UNMATCHED	UNMATCHED
UPatras	Materials Science	Vanakaras A	Prof.	LOW	UNMATCHED	UNMATCHED
UPatras	Mechanical Eng. & Aeronautics	Adamidis Emmanouil	Assoc.	UNMATCHED	MEDIUM	HIGH
UPatras	Mechanical Eng. & Aeronautics	Gkortsas Theodoros	Asst.	LOW	UNMATCHED	HIGH
UPatras	Mechanical Eng. & Aeronautics	Kallinteris Ioannis	Prof.	UNMATCHED	UNMATCHED	LOW
UPatras	Mechanical Eng. & Aeronautics	Karakapilidis Nikolaos	Prof.	UNMATCHED	UNMATCHED	UNMATCHED
UPatras	Mechanical Eng. & Aeronautics	Koustoubardis Panagiotis	Asst.	UNMATCHED	UNMATCHED	UNMATCHED
UPatras	Mechanical Eng. & Aeronautics	Labeas Georgios	Prof.	UNMATCHED	LOW	LOW
UPatras	Mechanical Eng. & Aeronautics	Michalakakou Panagiota	Prof.	UNMATCHED	HIGH	HIGH
UPatras	Mechanical Eng. & Aeronautics	Mourtzis Dimitrios	Prof.	LOW	HIGH	MEDIUM
UPatras	Mechanical Eng. & Aeronautics	Polatidis Evthymios	Asst.	LOW	LOW	LOW
UPatras	Mechanical Eng. & Aeronautics	Polyzos Dimosthenis	Prof.	LOW	LOW	LOW
UPatras	Mechanical Eng. & Aeronautics	Sakellarios Antonios	Asst.	LOW	HIGH	MEDIUM
UPatras	Mechanical Eng. & Aeronautics	Stavropoulos Panagiotis	Assoc.	UNMATCHED	HIGH	LOW
UTH	Architecture	Entetalm. Didaskalias	Prof.	UNMATCHED	UNMATCHED	UNMATCHED
UTH	Architecture	Gavrilou Evelyn	Assoc.	UNMATCHED	HIGH	HIGH
UTH	Architecture	Giannisi Foivi	Prof.	UNMATCHED	UNMATCHED	UNMATCHED
UTH	Architecture	Kanarelis Theoklis	Prof.	UNMATCHED	UNMATCHED	UNMATCHED
UTH	Architecture	Kotionis Zisis	Prof.	UNMATCHED	UNMATCHED	UNMATCHED
UTH	Architecture	Manolidis Konstantinos	Prof.	UNMATCHED	HIGH	LOW
UTH	Architecture	Mitroulias Georgios	Assoc.	UNMATCHED	UNMATCHED	UNMATCHED
UTH	Architecture	Panigyris Kostis	Prof.	UNMATCHED	UNMATCHED	UNMATCHED
UTH	Architecture	Psychoulis Alexandros	Prof.	UNMATCHED	UNMATCHED	UNMATCHED
UTH	Architecture	Remy Nicolas	Assoc.	UNMATCHED	MEDIUM	MEDIUM
UTH	Architecture	Stylidis Iordanis	Assoc.	UNMATCHED	UNMATCHED	UNMATCHED
UTH	Architecture	Trova Vaso	Prof.	LOW	HIGH	LOW
UTH	Architecture	Tsagkrasoulis Aristeidis	Prof.	UNMATCHED	UNMATCHED	LOW
UTH	Civil Engineering	Christos Dritselis	Asst.	UNMATCHED	UNMATCHED	UNMATCHED
UTH	Civil Engineering	Christos Papakonstantinou	Prof.	UNMATCHED	HIGH	UNMATCHED
UTH	Civil Engineering	Evtychia Nathanail	Prof.	UNMATCHED	UNMATCHED	UNMATCHED
UTH	Civil Engineering	Giorgos Efraimidis	Assoc.	UNMATCHED	UNMATCHED	UNMATCHED
UTH	Civil Engineering	Labros Vasileiadis	Asst.	LOW	UNMATCHED	UNMATCHED
UTH	Civil Engineering	Nikolaos Iliou	Prof.	UNMATCHED	UNMATCHED	UNMATCHED
UTH	Civil Engineering	Vasikes Plirofories	Lect.	UNMATCHED	UNMATCHED	UNMATCHED
UTH	Computer Science & Biomedical Informatics	Chrisimoi Syndesmoi	n/s	UNMATCHED	UNMATCHED	UNMATCHED
UTH	Computer Science & Biomedical Informatics	Diloseis Mathimaton	n/s	UNMATCHED	UNMATCHED	UNMATCHED
UTH	Computer Science & Biomedical Informatics	Engrafes Protoeton	n/s	UNMATCHED	UNMATCHED	UNMATCHED
UTH	Computer Science & Biomedical Informatics	Erevnitika Programmata	n/s	UNMATCHED	UNMATCHED	UNMATCHED
UTH	Computer Science & Biomedical Informatics	Kanonismos Kinitikotitas	n/s	UNMATCHED	UNMATCHED	UNMATCHED
UTH	Computer Science & Biomedical Informatics	Katalogos Ypiresion P.th	n/s	UNMATCHED	UNMATCHED	UNMATCHED
UTH	Computer Science & Biomedical Informatics	Plirofories Prosvasis	n/s	UNMATCHED	UNMATCHED	UNMATCHED
UTH	Computer Science & Biomedical Informatics	Politiki Ypostirixis Prosopikou	n/s	UNMATCHED	UNMATCHED	UNMATCHED
UTH	Computer Science & Biomedical Informatics	Tilefonikos Katalogos	n/s	UNMATCHED	UNMATCHED	UNMATCHED
UTH	Computer Science & Biomedical Informatics	Ypopsifioi Didaktores	n/s	UNMATCHED	UNMATCHED	UNMATCHED
UTH	Digital Systems	Apostolos Xenakis	Assoc.	UNMATCHED	HIGH	HIGH
UTH	Digital Systems	Chrysoula Gkanatsiou	Asst.	UNMATCHED	UNMATCHED	UNMATCHED
UTH	Digital Systems	Dimitra Avramouli	Lect.	MEDIUM	HIGH	UNMATCHED
UTH	Digital Systems	Georgios Adam	Prof.	MEDIUM	MEDIUM	UNMATCHED
UTH	Digital Systems	Georgios Kakarontzas	Prof.	UNMATCHED	UNMATCHED	UNMATCHED
UTH	Digital Systems	Georgios Karetsos	Prof.	UNMATCHED	UNMATCHED	UNMATCHED
UTH	Digital Systems	Ilias Savvas	Prof.	UNMATCHED	HIGH	UNMATCHED
UTH	Digital Systems	Konstantinos Chaikalis	Prof.	UNMATCHED	UNMATCHED	UNMATCHED
UTH	Digital Systems	Onoufrios Charalabous	Assoc.	UNMATCHED	UNMATCHED	UNMATCHED
UTH	Digital Systems	Panagiotis Politis	Prof.	MEDIUM	MEDIUM	HIGH
UTH	Electrical & Computer Engineering	Antonopoulos Christos	Prof.	MEDIUM	HIGH	MEDIUM
UTH	Electrical & Computer Engineering	Argyriou Antonios	Prof.	UNMATCHED	HIGH	LOW
UTH	Electrical & Computer Engineering	Daskalopoulou Aspasia	Prof.	UNMATCHED	UNMATCHED	LOW
UTH	Electrical & Computer Engineering	Kontis Elevtherios	Asst.	UNMATCHED	UNMATCHED	UNMATCHED

Univ.	Department	Member	Grade	GS conf.	OA conf.	S2 conf.
UTH	Electrical & Computer Engineering	Korakis Athanasios	Prof.	UNMATCHED	UNMATCHED	LOW
UTH	Electrical & Computer Engineering	Loutridis Spyridon	Prof.	LOW	LOW	LOW
UTH	Electrical & Computer Engineering	Mountanos Ioannis	Assoc.	UNMATCHED	MEDIUM	LOW
UTH	Electrical & Computer Engineering	Plessas Fotios	Prof.	LOW	HIGH	LOW
UTH	Electrical & Computer Engineering	Rafailidis Dimitrios	Assoc.	LOW	HIGH	MEDIUM
UTH	Electrical & Computer Engineering	Sotiriou Christos	Prof.	UNMATCHED	HIGH	MEDIUM
UTH	Electrical & Computer Engineering	Tsobanopoulou Panagiota	Assoc.	UNMATCHED	UNMATCHED	UNMATCHED
UTH	Electrical & Computer Engineering	Vasilakopoulos Michail	Prof.	UNMATCHED	MEDIUM	LOW
UTH	Energy Systems	Antochi Ylikon	Prof.	UNMATCHED	UNMATCHED	UNMATCHED
UTH	Energy Systems	Brouzgou Angeliki	Asst.	LOW	HIGH	LOW
UTH	Energy Systems	Chrysanidis Theodoros	Asst.	LOW	HIGH	LOW
UTH	Energy Systems	Diacheirisi Ydatinon Poron	Prof.	UNMATCHED	UNMATCHED	UNMATCHED
UTH	Energy Systems	Gnostiko Antikeimeno	Prof.	UNMATCHED	UNMATCHED	UNMATCHED
UTH	Energy Systems	Moschakis Marios	Prof.	LOW	HIGH	LOW
UTH	Energy Systems	Systimata Ilektrochimikis Metatropis Ischyos	Asst.	UNMATCHED	UNMATCHED	UNMATCHED
UTH	Energy Systems	Theodosiou Theodosios	Assoc.	LOW	HIGH	MEDIUM
UTH	Mechanical Engineering	Bouzakis Emmanouil	Assoc.	LOW	LOW	LOW
UTH	Mechanical Engineering	Chaidemenopoulos Grigoris	Prof.	LOW	UNMATCHED	UNMATCHED
UTH	Mechanical Engineering	Charalabous Georgios	Assoc.	UNMATCHED	UNMATCHED	UNMATCHED
UTH	Mechanical Engineering	Lyberopoulos Giorgos	Prof.	MEDIUM	MEDIUM	HIGH
UTH	Mechanical Engineering	Pantelis Dimitrios	Prof.	UNMATCHED	MEDIUM	MEDIUM
UTH	Mechanical Engineering	Papadimitriou Kostas	Prof.	UNMATCHED	MEDIUM	HIGH
UTH	Mechanical Engineering	Papathanasiou Athanasios	Prof.	MEDIUM	MEDIUM	MEDIUM
UTH	Mechanical Engineering	Sacharidis Giorgos	Assoc.	UNMATCHED	UNMATCHED	UNMATCHED
UTH	Planning & Regional Development	Alexios Defner	n/s	UNMATCHED	UNMATCHED	UNMATCHED
UTH	Planning & Regional Development	Angelos Kotios	n/s	UNMATCHED	HIGH	UNMATCHED
UTH	Planning & Regional Development	Aristeidis Sapounakis	n/s	UNMATCHED	UNMATCHED	UNMATCHED
UTH	Planning & Regional Development	Athanasios Kougkolos	n/s	UNMATCHED	UNMATCHED	UNMATCHED
UTH	Planning & Regional Development	Charis Kokkosis	n/s	UNMATCHED	UNMATCHED	UNMATCHED
UTH	Planning & Regional Development	Christos Kousidonis	n/s	UNMATCHED	UNMATCHED	UNMATCHED
UTH	Planning & Regional Development	Dimitrios Oikonomou	n/s	UNMATCHED	MEDIUM	UNMATCHED
UTH	Planning & Regional Development	Filippos Loukissas	n/s	UNMATCHED	UNMATCHED	LOW
UTH	Planning & Regional Development	Georgia Giannakourou	n/s	MEDIUM	HIGH	UNMATCHED
UTH	Planning & Regional Development	Georgios Michailidis	n/s	UNMATCHED	MEDIUM	UNMATCHED
UTH	Planning & Regional Development	Georgios N. Fotis	n/s	UNMATCHED	MEDIUM	UNMATCHED
UTH	Planning & Regional Development	Ilias Beriatos	n/s	UNMATCHED	UNMATCHED	UNMATCHED
UTH	Planning & Regional Development	Ioannis Psycharis	n/s	UNMATCHED	MEDIUM	UNMATCHED
UTH	Planning & Regional Development	Nikolaos Batis	n/s	UNMATCHED	UNMATCHED	UNMATCHED
UTH	Planning & Regional Development	Nikolaos Samaras	n/s	MEDIUM	MEDIUM	HIGH
UTH	Planning & Regional Development	Thomas Maloutas	n/s	MEDIUM	HIGH	UNMATCHED
UTH	Planning & Regional Development	Vasilis Bourdakis	n/s	UNMATCHED	UNMATCHED	UNMATCHED
UTH	Planning & Regional Development	Vasilis Pappas	n/s	UNMATCHED	MEDIUM	UNMATCHED
UTH	Planning & Regional Development	Vasilis Tselios	n/s	UNMATCHED	UNMATCHED	UNMATCHED
UTH	Planning & Regional Development	Vyron Kotzamanis	n/s	UNMATCHED	UNMATCHED	UNMATCHED
UniPi	Digital Systems	Andriana Prentza	Prof.	UNMATCHED	HIGH	UNMATCHED
UniPi	Digital Systems	Apostolos Milionis	Prof.	UNMATCHED	UNMATCHED	UNMATCHED
UniPi	Digital Systems	Dimitrios Sampson	Prof.	UNMATCHED	UNMATCHED	UNMATCHED
UniPi	Digital Systems	Dimosthenis Vougioukas	Prof.	UNMATCHED	UNMATCHED	UNMATCHED
UniPi	Digital Systems	Georgios Vouros	Prof.	UNMATCHED	UNMATCHED	UNMATCHED
UniPi	Digital Systems	Konstantinos Labrinoudakis	Prof.	UNMATCHED	UNMATCHED	UNMATCHED
UniPi	Digital Systems	Maria Chalkidi	Prof.	UNMATCHED	UNMATCHED	UNMATCHED
UniPi	Digital Systems	Michail Filippakis	Prof.	UNMATCHED	HIGH	UNMATCHED
UniPi	Digital Systems	Orestis Telelis	Asst.	UNMATCHED	HIGH	UNMATCHED
UniPi	Informatics	Alepis Evthymios	Prof.	UNMATCHED	UNMATCHED	LOW
UniPi	Informatics	Apostolou Dimitrios	Prof.	UNMATCHED	HIGH	MEDIUM
UniPi	Informatics	Chrysafiadi Konstantina	Asst.	UNMATCHED	HIGH	LOW
UniPi	Informatics	Koronakos Grigorios	Asst.	LOW	HIGH	LOW
UniPi	Informatics	Metaxiotis Konstantinos	Prof.	UNMATCHED	HIGH	LOW
UniPi	Informatics	Pikrakis Angelos	Assoc.	UNMATCHED	UNMATCHED	LOW
UniPi	Informatics	Polemi Despoina	Prof.	LOW	HIGH	LOW
UniPi	Informatics	Sotiropoulos Dionysios	Assoc.	LOW	HIGH	LOW
UniPi	Informatics	Tasoulas Ioannis	Asst.	UNMATCHED	LOW	MEDIUM
UniPi	Informatics	Theodoridis Ioannis	Prof.	UNMATCHED	MEDIUM	UNMATCHED
UniWA	Biomedical Engineering	Aikaterini Skouroliakou	Prof.	UNMATCHED	HIGH	HIGH
UniWA	Biomedical Engineering	Anastasios Ntounis	Prof.	UNMATCHED	UNMATCHED	UNMATCHED
UniWA	Biomedical Engineering	Dimitrios Gklotsos	Prof.	UNMATCHED	UNMATCHED	UNMATCHED
UniWA	Biomedical Engineering	Evangelia Pantatosaki	Asst.	UNMATCHED	MEDIUM	UNMATCHED
UniWA	Biomedical Engineering	Evstratios David	Assoc.	UNMATCHED	UNMATCHED	UNMATCHED
UniWA	Biomedical Engineering	Ioannis Kakkos	Asst.	MEDIUM	HIGH	UNMATCHED
UniWA	Biomedical Engineering	Minos Matsoukas	Assoc.	LOW	UNMATCHED	UNMATCHED
UniWA	Biomedical Engineering	Panagiotis Moustanis	Assoc.	UNMATCHED	UNMATCHED	UNMATCHED
UniWA	Biomedical Engineering	Spyridon Kostopoulos	Prof.	UNMATCHED	UNMATCHED	UNMATCHED
UniWA	Civil Engineering	Denezaki Stavroula	Asst.	UNMATCHED	UNMATCHED	UNMATCHED
UniWA	Civil Engineering	Dimakos Konstantinos	Prof.	UNMATCHED	UNMATCHED	LOW
UniWA	Civil Engineering	Kourniatis Nikolaos	Assoc.	LOW	HIGH	LOW
UniWA	Civil Engineering	Metaxa Sofia	Lect.	UNMATCHED	MEDIUM	MEDIUM
UniWA	Civil Engineering	Mousas Vasileios	Prof.	UNMATCHED	UNMATCHED	LOW
UniWA	Civil Engineering	Repapis Konstantinos	Prof.	LOW	LOW	LOW

Univ.	Department	Member	Grade	GS conf.	OA conf.	S2 conf.
UniWA	Civil Engineering	Skalomenos Konstantinos	Asst.	UNMATCHED	HIGH	MEDIUM
UniWA	Civil Engineering	Sybetheros Ioannis	Prof.	UNMATCHED	UNMATCHED	UNMATCHED
UniWA	Civil Engineering	Tousi Evgenia	Asst.	LOW	HIGH	HIGH
UniWA	Civil Engineering	Valavanidis Marios	Prof.	UNMATCHED	UNMATCHED	LOW
UniWA	Electrical & Electronics Engineering	Bogris Minas	Lect.	UNMATCHED	UNMATCHED	UNMATCHED
UniWA	Electrical & Electronics Engineering	Dagres Ioannis	Asst.	MEDIUM	MEDIUM	LOW
UniWA	Electrical & Electronics Engineering	Ioannidis George	Prof.	UNMATCHED	MEDIUM	UNMATCHED
UniWA	Electrical & Electronics Engineering	Koukouvinos Konstantinos	Lect.	UNMATCHED	HIGH	HIGH
UniWA	Electrical & Electronics Engineering	Piromalis Dimitrios	Assoc.	LOW	HIGH	LOW
UniWA	Electrical & Electronics Engineering	Sarri Eleni	Lect.	UNMATCHED	MEDIUM	LOW
UniWA	Electrical & Electronics Engineering	Stathopoulos Nikolaos	Prof.	MEDIUM	HIGH	MEDIUM
UniWA	Electrical & Electronics Engineering	Stavrakas Ilias	Prof.	LOW	HIGH	LOW
UniWA	Electrical & Electronics Engineering	Tsakiridis Odysseas	Assoc.	LOW	HIGH	LOW
UniWA	Electrical & Electronics Engineering	Tsatsaros Panagiotis	Lect.	UNMATCHED	UNMATCHED	UNMATCHED
UniWA	Electrical & Electronics Engineering	Voudouris Konstantinos	Prof.	UNMATCHED	HIGH	MEDIUM
UniWA	Industrial Design & Production Eng.	Alexandros Vasileiadis	Prof.	UNMATCHED	MEDIUM	UNMATCHED
UniWA	Industrial Design & Production Eng.	Anastastios Gkotsopoulos	Asst.	UNMATCHED	UNMATCHED	UNMATCHED
UniWA	Industrial Design & Production Eng.	Christos Drosos	Asst.	UNMATCHED	HIGH	UNMATCHED
UniWA	Industrial Design & Production Eng.	Contact Us	Lect.	UNMATCHED	UNMATCHED	UNMATCHED
UniWA	Industrial Design & Production Eng.	Dimitrios Nikolopoulos	Prof.	UNMATCHED	MEDIUM	HIGH
UniWA	Industrial Design & Production Eng.	Emmanouela Sfyroera	Lect.	UNMATCHED	HIGH	UNMATCHED
UniWA	Industrial Design & Production Eng.	Michael Papoutsidakis	Prof.	UNMATCHED	HIGH	UNMATCHED
UniWA	Industrial Design & Production Eng.	Nikolaos Karapetis	Lect.	UNMATCHED	UNMATCHED	UNMATCHED
UniWA	Industrial Design & Production Eng.	Panagiota Fragkouli	Asst.	UNMATCHED	UNMATCHED	UNMATCHED
UniWA	Industrial Design & Production Eng.	Theodoros Gkanetsos	Prof.	UNMATCHED	HIGH	UNMATCHED
UniWA	Industrial Design & Production Eng.	Theofanis Orfanoudakis	Prof.	MEDIUM	MEDIUM	UNMATCHED
UniWA	Industrial Design & Production Eng.	UNIWA Website	Lect.	UNMATCHED	UNMATCHED	UNMATCHED
UniWA	Informatics & Computer Engineering	Chrisima Entypa	Prof.	UNMATCHED	UNMATCHED	UNMATCHED
UniWA	Informatics & Computer Engineering	Dimitrios Karolidis	Lect.	UNMATCHED	HIGH	UNMATCHED
UniWA	Informatics & Computer Engineering	Dimitrios Magos	Prof.	UNMATCHED	UNMATCHED	UNMATCHED
UniWA	Informatics & Computer Engineering	Georgios Prezerakos	Prof.	UNMATCHED	HIGH	UNMATCHED
UniWA	Informatics & Computer Engineering	Giorgos Lentaris	Asst.	UNMATCHED	UNMATCHED	UNMATCHED
UniWA	Informatics & Computer Engineering	Grammati Pantziou	Prof.	UNMATCHED	HIGH	HIGH
UniWA	Informatics & Computer Engineering	Ioannis Amorginos	Lect.	UNMATCHED	UNMATCHED	UNMATCHED
UniWA	Informatics & Computer Engineering	Ioannis Vogiatzis	Prof.	UNMATCHED	MEDIUM	HIGH
UniWA	Informatics & Computer Engineering	Kleio Sgouropoulou	Prof.	UNMATCHED	UNMATCHED	UNMATCHED
UniWA	Informatics & Computer Engineering	Konstantinos Mavrommatis	Lect.	UNMATCHED	HIGH	UNMATCHED
UniWA	Informatics & Computer Engineering	Nikolaos Myridakis	Assoc.	UNMATCHED	UNMATCHED	UNMATCHED
UniWA	Informatics & Computer Engineering	Nikolaos Psarras	Lect.	UNMATCHED	MEDIUM	UNMATCHED
UniWA	Informatics & Computer Engineering	Nikolaos Vasilas	Prof.	UNMATCHED	UNMATCHED	UNMATCHED
UniWA	Informatics & Computer Engineering	Nikolaos Zacharis	Prof.	UNMATCHED	HIGH	UNMATCHED
UniWA	Informatics & Computer Engineering	Panagiotis Giannakopoulos	Prof.	UNMATCHED	MEDIUM	UNMATCHED
UniWA	Informatics & Computer Engineering	Stavros Fatouros	Prof.	UNMATCHED	HIGH	UNMATCHED
UniWA	Informatics & Computer Engineering	Thanasis Lianeas	Asst.	MEDIUM	HIGH	UNMATCHED
UniWA	Informatics & Computer Engineering	Vasileios Mamalis	Prof.	UNMATCHED	MEDIUM	UNMATCHED
UniWA	Mechanical Engineering	Beseris Georgios	Prof.	UNMATCHED	UNMATCHED	UNMATCHED
UniWA	Mechanical Engineering	Kanetaki Zoi	Asst.	LOW	UNMATCHED	LOW
UniWA	Mechanical Engineering	Mentrea Karmen	Prof.	UNMATCHED	UNMATCHED	UNMATCHED
UniWA	Mechanical Engineering	Nazos Antonios	Asst.	UNMATCHED	HIGH	LOW
UniWA	Mechanical Engineering	Panagiotatos Gerasimos	Prof.	UNMATCHED	UNMATCHED	UNMATCHED
UniWA	Mechanical Engineering	Proestakis Emmanouil	Asst.	MEDIUM	HIGH	HIGH
UniWA	Mechanical Engineering	Pyrgakis Kostas	Asst.	MEDIUM	MEDIUM	LOW
UniWA	Mechanical Engineering	Stergiou Konstantinos	Prof.	UNMATCHED	MEDIUM	MEDIUM
UniWA	Mechanical Engineering	Tsolakis Antonios	Assoc.	UNMATCHED	HIGH	LOW
UniWA	Naval Architecture	Chionopoulos Stavros	Asst.	UNMATCHED	HIGH	MEDIUM
UniWA	Naval Architecture	Konstantinos Kostas	Assoc.	UNMATCHED	HIGH	MEDIUM
UniWA	Naval Architecture	Theodoulidis Alexandros	Asst.	UNMATCHED	UNMATCHED	UNMATCHED
UniWA	Naval Architecture	Tigkas Ioannis	Asst.	LOW	HIGH	LOW
UniWA	Surveying & Geoinformatics Eng.	Chloupis Georgios	Prof.	UNMATCHED	MEDIUM	MEDIUM
UniWA	Surveying & Geoinformatics Eng.	Feloni Elissavet	Asst.	MEDIUM	HIGH	LOW
UniWA	Surveying & Geoinformatics Eng.	Krasanakis Vasileios	Assoc.	UNMATCHED	UNMATCHED	UNMATCHED
UniWA	Surveying & Geoinformatics Eng.	Pagounis Vasileios	Prof.	LOW	LOW	LOW
UoC	Computer Science	Aikaterini Chousti	Prof.	UNMATCHED	UNMATCHED	UNMATCHED
UoC	Computer Science	Athanasios Mouchtaris	Prof.	UNMATCHED	HIGH	UNMATCHED
UoC	Computer Science	Christos Chamzas	Asst.	UNMATCHED	MEDIUM	UNMATCHED
UoC	Computer Science	Christos Sotiriou	Assoc.	MEDIUM	HIGH	UNMATCHED
UoC	Computer Science	Dimitrios Serpanos	Assoc.	MEDIUM	HIGH	HIGH
UoC	Computer Science	Dionysis Tsichritzis	Prof.	UNMATCHED	UNMATCHED	UNMATCHED
UoC	Computer Science	Georgios Georgakopoulos	Prof.	UNMATCHED	HIGH	UNMATCHED
UoC	Computer Science	Georgios Stamoulis	Asst.	UNMATCHED	MEDIUM	HIGH
UoC	Computer Science	Giannis Vasileiou	Prof.	MEDIUM	UNMATCHED	UNMATCHED
UoC	Computer Science	Grigoris Antoniou	Prof.	UNMATCHED	HIGH	UNMATCHED
UoC	Computer Science	Konstantinos Kourkoubetis	Prof.	UNMATCHED	UNMATCHED	UNMATCHED
UoC	Computer Science	Memma Roussopoulou	Asst.	UNMATCHED	UNMATCHED	UNMATCHED
UoC	Computer Science	Nikolaos Alvertos	Prof.	UNMATCHED	UNMATCHED	UNMATCHED
UoC	Computer Science	Panagiotis Konstantopoulos	Prof.	UNMATCHED	HIGH	UNMATCHED
UoC	Computer Science	Vasileios Syris	Asst.	MEDIUM	UNMATCHED	UNMATCHED
UoC	Computer Science	Vasilis Christofidis	Prof.	UNMATCHED	UNMATCHED	UNMATCHED

Univ.	Department	Member	Grade	GS conf.	OA conf.	S2 conf.
UoI	Computer Science & Engineering	Dimakopoulos Vasileios	Prof.	UNMATCHED	MEDIUM	HIGH
UoI	Computer Science & Engineering	Evthymiou Aristeidis	Asst.	UNMATCHED	UNMATCHED	UNMATCHED
UoI	Computer Science & Engineering	Kavousianos Chrysovalantis	Prof.	UNMATCHED	HIGH	HIGH
UoI	Computer Science & Engineering	Kontis Lysimachos-pavlos	Prof.	UNMATCHED	UNMATCHED	UNMATCHED
UoI	Computer Science & Engineering	Liaskos Christos	Assoc.	UNMATCHED	HIGH	MEDIUM
UoI	Computer Science & Engineering	Markou Evripidis	Prof.	LOW	MEDIUM	HIGH
UoI	Computer Science & Engineering	Mastoras Aristeidis	Asst.	UNMATCHED	HIGH	LOW
UoI	Computer Science & Engineering	Tsiatouchas Georgios	Prof.	UNMATCHED	UNMATCHED	UNMATCHED
UoI	Computer Science & Engineering	Vasileiadis Panagiotis	Prof.	UNMATCHED	UNMATCHED	HIGH
UoI	Materials Science & Engineering	A. Karantzalis	Prof.	UNMATCHED	HIGH	UNMATCHED
UoI	Materials Science & Engineering	A. Paipetis	Prof.	UNMATCHED	MEDIUM	UNMATCHED
UoI	Materials Science & Engineering	Ai. Delegkou	Assoc.	UNMATCHED	UNMATCHED	UNMATCHED
UoI	Materials Science & Engineering	Ch. Lekka	Prof.	UNMATCHED	UNMATCHED	UNMATCHED
UoI	Materials Science & Engineering	D. Anagnostopoulos	Prof.	UNMATCHED	HIGH	UNMATCHED
UoI	Materials Science & Engineering	D. Fotiadis	Prof.	UNMATCHED	MEDIUM	UNMATCHED
UoI	Materials Science & Engineering	D. Papageorgiou	Prof.	UNMATCHED	UNMATCHED	UNMATCHED
UoI	Materials Science & Engineering	D. Papagiannis	Assoc.	UNMATCHED	UNMATCHED	UNMATCHED
UoI	Materials Science & Engineering	E. Chatzigeorgiou	Prof.	UNMATCHED	MEDIUM	UNMATCHED
UoI	Materials Science & Engineering	E. Loidorikis	Prof.	UNMATCHED	UNMATCHED	UNMATCHED
UoI	Materials Science & Engineering	G. Zonios	Assoc.	UNMATCHED	UNMATCHED	UNMATCHED
UoI	Materials Science & Engineering	I. Panagiotopoulos	Prof.	UNMATCHED	HIGH	HIGH
UoI	Materials Science & Engineering	K. Salmas	Assoc.	UNMATCHED	UNMATCHED	UNMATCHED
UoI	Materials Science & Engineering	K. Spyrou	Asst.	UNMATCHED	MEDIUM	UNMATCHED
UoI	Materials Science & Engineering	L. Gergidis	Prof.	UNMATCHED	UNMATCHED	UNMATCHED
UoI	Materials Science & Engineering	M. Karakasidis	Prof.	UNMATCHED	UNMATCHED	UNMATCHED
UoI	Materials Science & Engineering	Th. Matikas	Prof.	UNMATCHED	UNMATCHED	LOW
UoM	Applied Informatics	Diethneis Symfonies	n/s	UNMATCHED	UNMATCHED	UNMATCHED
UoM	Applied Informatics	Esoterikos Kanonismos Leitourgias	n/s	UNMATCHED	UNMATCHED	UNMATCHED
UoM	Applied Informatics	Geniki Politiki Asfaleias	n/s	UNMATCHED	UNMATCHED	UNMATCHED
UoM	Applied Informatics	Logotypa Pamak	n/s	UNMATCHED	UNMATCHED	UNMATCHED
UoM	Applied Informatics	Oi Prytanikes Arches	Prof.	UNMATCHED	UNMATCHED	UNMATCHED
UoM	Applied Informatics	Panepistimiakes Monades	n/s	UNMATCHED	UNMATCHED	UNMATCHED
UoM	Applied Informatics	Prosopika Dedomena	n/s	UNMATCHED	UNMATCHED	UNMATCHED
UoM	Applied Informatics	Stratigiko Schedio Panepistimiou Makedonias	n/s	UNMATCHED	UNMATCHED	UNMATCHED
UoM	Applied Informatics	Success Stories	Lect.	UNMATCHED	UNMATCHED	UNMATCHED
UoM	Applied Informatics	Thesmiko Plaisio	n/s	UNMATCHED	UNMATCHED	UNMATCHED
UoM	Applied Informatics	Tilefonikos Katalogos	n/s	UNMATCHED	UNMATCHED	UNMATCHED
UoM	Applied Informatics	To Symvoulio Dioikisis	Prof.	UNMATCHED	UNMATCHED	LOW
UoP	Civil Engineering	CHRISTOU ZACHARIAS	n/s	UNMATCHED	UNMATCHED	UNMATCHED
UoP	Civil Engineering	Complaint Form	n/s	UNMATCHED	UNMATCHED	UNMATCHED
UoP	Civil Engineering	GEORGIADI ANASTASIA	n/s	UNMATCHED	UNMATCHED	LOW
UoP	Civil Engineering	KARAFAGKA STELLA	n/s	MEDIUM	HIGH	UNMATCHED
UoP	Civil Engineering	KASPIRIS ANDREAS	n/s	UNMATCHED	UNMATCHED	LOW
UoP	Civil Engineering	KONTONI DIONYSIA-PINELOPI	n/s	UNMATCHED	UNMATCHED	LOW
UoP	Civil Engineering	LAGOGIANNI DESPOINA	n/s	UNMATCHED	UNMATCHED	UNMATCHED
UoP	Civil Engineering	MPISKINIS DIONISIOS	n/s	UNMATCHED	UNMATCHED	UNMATCHED
UoP	Civil Engineering	PRIOVOLOU VASILIKI	n/s	UNMATCHED	UNMATCHED	UNMATCHED
UoP	Civil Engineering	SPILIOPOULOU VASILIKI	n/s	UNMATCHED	MEDIUM	UNMATCHED
UoP	Electrical & Computer Engineering	Chrisima Entypa	n/s	UNMATCHED	UNMATCHED	UNMATCHED
UoP	Electrical & Computer Engineering	Ektheseis Avtoaxiologisis	n/s	UNMATCHED	UNMATCHED	UNMATCHED
UoP	Electrical & Computer Engineering	Ektheseis Parakolouthisis	n/s	UNMATCHED	UNMATCHED	UNMATCHED
UoP	Electrical & Computer Engineering	Erevnes Meletes	n/s	UNMATCHED	UNMATCHED	UNMATCHED
UoP	Electrical & Computer Engineering	Kanonismos Mo.di.p	n/s	UNMATCHED	UNMATCHED	UNMATCHED
UoP	Electrical & Computer Engineering	Meli O.m.e.a	n/s	UNMATCHED	UNMATCHED	UNMATCHED
UoP	Electrical & Computer Engineering	Odigos Ects	n/s	UNMATCHED	UNMATCHED	UNMATCHED
UoP	Electrical & Computer Engineering	Omea Tmimaton	n/s	UNMATCHED	UNMATCHED	UNMATCHED
UoP	Electrical & Computer Engineering	Perigrafi Ergou	n/s	UNMATCHED	UNMATCHED	UNMATCHED
UoP	Electrical & Computer Engineering	Synentevxi Prytani Pa.pel	Prof.	UNMATCHED	UNMATCHED	UNMATCHED
UoP	Informatics & Telecommunications	Erevnitika Programmata	Prof.	UNMATCHED	UNMATCHED	UNMATCHED
UoP	Informatics & Telecommunications	Genikes Plirofories	Prof.	UNMATCHED	UNMATCHED	UNMATCHED
UoP	Informatics & Telecommunications	Idrymatikos Logariasmos	Prof.	UNMATCHED	UNMATCHED	UNMATCHED
UoP	Informatics & Telecommunications	Istories Apofoiton	Prof.	UNMATCHED	UNMATCHED	UNMATCHED
UoP	Informatics & Telecommunications	Meli D.e.p	Prof.	UNMATCHED	UNMATCHED	UNMATCHED
UoP	Informatics & Telecommunications	Mitroa Eklektoron	Prof.	UNMATCHED	UNMATCHED	UNMATCHED
UoP	Informatics & Telecommunications	Perigrammata Mathimaton	Prof.	UNMATCHED	UNMATCHED	UNMATCHED
UoP	Informatics & Telecommunications	Pms Epistimi Ypologiston	Prof.	UNMATCHED	UNMATCHED	LOW
UoP	Informatics & Telecommunications	Ptychiaki Ergasia	Prof.	UNMATCHED	UNMATCHED	UNMATCHED
UoP	Mechanical Engineering	Diagonismos Spaghetti Bridge	n/s	UNMATCHED	UNMATCHED	UNMATCHED
UoP	Mechanical Engineering	Dousbi Vasiliki	n/s	UNMATCHED	UNMATCHED	UNMATCHED
UoP	Mechanical Engineering	Kalogirou Ioannis	n/s	MEDIUM	HIGH	LOW
UoP	Mechanical Engineering	Kamvysas Grigorios	n/s	UNMATCHED	UNMATCHED	UNMATCHED
UoP	Mechanical Engineering	Moulianitis Vasileios	n/s	UNMATCHED	HIGH	LOW
UoP	Mechanical Engineering	PASTORE CARBONE MARIA GIOVANNA	n/s	UNMATCHED	MEDIUM	LOW
UoP	Mechanical Engineering	Polyzakis Apostolos	n/s	UNMATCHED	HIGH	LOW
UoP	Mechanical Engineering	Protaseis Anamorfosis Mathimaton	n/s	UNMATCHED	UNMATCHED	UNMATCHED
UoP	Mechanical Engineering	Skouras Evgenios	n/s	LOW	UNMATCHED	UNMATCHED
UoP	Mechanical Engineering	Tsinopoulos Stefanos	n/s	UNMATCHED	MEDIUM	LOW

Univ.	Department	Member	Grade	GS conf.	OA conf.	S2 conf.
UoP	Mechanical Engineering	Tsirkas Sotirios	n/s	LOW	HIGH	LOW
UoP	Mechanical Engineering	Yperion Drone Team	n/s	UNMATCHED	UNMATCHED	UNMATCHED
UoWM	Chemical Engineering	Evangelopoulos Vasileios	Lect.	UNMATCHED	MEDIUM	LOW
UoWM	Chemical Engineering	Karagiannis Vaios	Prof.	UNMATCHED	UNMATCHED	LOW
UoWM	Chemical Engineering	Stimoniaris Adamos	Asst.	UNMATCHED	HIGH	MEDIUM
UoWM	Chemical Engineering	Tagaris Evthymios	Assoc.	UNMATCHED	UNMATCHED	LOW
UoWM	Chemical Engineering	Topaloglou Elevtherios	Assoc.	UNMATCHED	UNMATCHED	UNMATCHED
UoWM	Chemical Engineering	Vasileiadou Ioanna	Asst.	UNMATCHED	MEDIUM	HIGH
UoWM	Electrical & Computer Engineering	Bisbas Antonios	Prof.	UNMATCHED	MEDIUM	LOW
UoWM	Electrical & Computer Engineering	Bouhouras Angelos	Assoc.	LOW	UNMATCHED	LOW
UoWM	Electrical & Computer Engineering	Christoforidis George	Prof.	UNMATCHED	LOW	LOW
UoWM	Electrical & Computer Engineering	Lazaridis Vasilios	Lect.	UNMATCHED	HIGH	LOW
UoWM	Electrical & Computer Engineering	Maurozoumis Konstantinos	Lect.	UNMATCHED	UNMATCHED	UNMATCHED
UoWM	Electrical & Computer Engineering	Stimoniaris Dimitris	Assoc.	UNMATCHED	HIGH	MEDIUM
UoWM	Electrical & Computer Engineering	Tsiamitros Dimitris	Prof.	UNMATCHED	HIGH	MEDIUM
UoWM	Informatics	George Taskasaplidis	Lect.	UNMATCHED	UNMATCHED	UNMATCHED
UoWM	Informatics	Ioannis Sinatkas	Prof.	UNMATCHED	HIGH	UNMATCHED
UoWM	Informatics	Michael Stampoultzis	Lect.	UNMATCHED	UNMATCHED	UNMATCHED
UoWM	Informatics	Spyridon Nikolaou	Lect.	UNMATCHED	HIGH	UNMATCHED
UoWM	Mechanical Engineering	Altini Agapi	Asst.	UNMATCHED	HIGH	LOW
UoWM	Mechanical Engineering	Karagiannakis Loukas	Lect.	UNMATCHED	HIGH	HIGH
UoWM	Mechanical Engineering	Konstantinidis Evstathios	Prof.	LOW	UNMATCHED	UNMATCHED
UoWM	Mechanical Engineering	Nenes Giorgos	Prof.	UNMATCHED	HIGH	LOW
UoWM	Mechanical Engineering	Taousanidis Nikolaos	Prof.	LOW	HIGH	UNMATCHED
UoWM	Mechanical Engineering	Tsouknidas Alexis	Prof.	UNMATCHED	UNMATCHED	LOW
UoWM	Mechanical Engineering	Varytis Emmanouil	Asst.	UNMATCHED	UNMATCHED	UNMATCHED
UoWM	Mineral Resources Engineering	Andronikidis Nikolaos	Asst.	MEDIUM	MEDIUM	LOW
UoWM	Mineral Resources Engineering	Charalabidis Georgios	Prof.	UNMATCHED	UNMATCHED	UNMATCHED
UoWM	Mineral Resources Engineering	Gkountas Ioannis	Lect.	UNMATCHED	UNMATCHED	UNMATCHED
UoWM	Mineral Resources Engineering	Konteos Georgios	Assoc.	LOW	HIGH	LOW
UoWM	Mineral Resources Engineering	Kyratzis Nikolaos	Prof.	UNMATCHED	UNMATCHED	HIGH
UoWM	Mineral Resources Engineering	Pavloudakis Fragkiskos	Asst.	LOW	MEDIUM	LOW
UoWM	Mineral Resources Engineering	Prosfates Dimosievseis	Prof.	UNMATCHED	UNMATCHED	UNMATCHED
UoWM	Mineral Resources Engineering	Sachpazis Konstantinos	Prof.	UNMATCHED	HIGH	LOW
UoWM	Mineral Resources Engineering	Savvidis Serafeim	Prof.	UNMATCHED	LOW	MEDIUM
UoWM	Mineral Resources Engineering	Taousanidis Nikolaos	Prof.	LOW	HIGH	UNMATCHED
UoWM	Mineral Resources Engineering	Triantafyllou Athanasios	Prof.	UNMATCHED	HIGH	MEDIUM
UoWM	Mineral Resources Engineering	Tsakiridou Eleni	Prof.	LOW	HIGH	MEDIUM
UoWM	Product & Systems Design Eng.	Dinopoulou Vagia	Prof.	LOW	LOW	LOW
UoWM	Product & Systems Design Eng.	Evkolidis Nikolaos	Assoc.	UNMATCHED	UNMATCHED	UNMATCHED
UoWM	Product & Systems Design Eng.	Ntomopoulou Asimina	Prof.	UNMATCHED	UNMATCHED	UNMATCHED

Appendix C. OpenAlex: complete results of designs A and B, publications 2012-2025

This appendix reports OpenAlex in full, with the same definitions, windows and ranking rules as the Google Scholar results of Section 5, so that every department and area can be read under this source. Per-member values are in Section 5E and in the OpenAlex workbook.

Table C1a. Computer science and informatics: OpenAlex indicators of academics, publications 2012-2025 (design A). Cells give mean (SD) [median]. Departments ordered by mean h.

Department (Univ.)	N	TRS	Publications mean (SD)	Citations mean (SD)	h mean (SD) [median]	Mean i10	Mean m
Computer Science (UoC)	9	17	147.6 (251.8)	5382.3 (13555.4)	19.4 (26.3) [16]	38.2	0.612
Mechanical Eng. & Aeronautics (UPatras)	25	29	78.5 (111.7)	1746.5 (3334.4)	15.2 (15.1) [9]	32.6	0.577
Information & Communication Systems Eng. (Aegean)	21	26	65.6 (47.7)	1136.8 (1299.2)	14.5 (7.4) [15]	21.9	0.571
Informatics (AUTH)	29	30	104.5 (115.3)	1331.2 (1908.3)	14.3 (10.7) [13]	29.7	0.575
Informatics (UniPi)	16	20	80.4 (98.7)	1398.8 (1891.3)	13.6 (10.1) [12.5]	26.0	0.549
Informatics (Ionian)	22	32	67.9 (58.0)	1071.9 (1104.1)	13.1 (8.1) [14.5]	20.4	0.634
Rural, Surveying & Geoinformatics Eng. (NTUA)	9	17	59.0 (52.7)	925.0 (788.2)	12.9 (7.9) [12]	21.4	0.486
Informatics & Telecommunications (NKUA)	29	36	74.8 (71.7)	982.1 (1141.4)	12.8 (10.3) [10]	20.7	0.538
Computer Engineering & Informatics (UPatras)	33	36	88.4 (91.5)	983.9 (1568.5)	12.7 (9.9) [12]	24.0	0.433
Informatics & Telematics (HUA)	7	12	76.9 (99.9)	961.7 (1298.3)	12.4 (10.8) [10]	25.9	0.656
Informatics & Computer Engineering (UniWA)	20	29	65.5 (88.6)	1580.9 (3432.7)	11.8 (13.2) [7]	21.1	0.609
Electrical & Electronics Engineering (UniWA)	49	52	42.5 (42.0)	736.8 (839.0)	10.7 (7.9) [9]	14.8	0.419
Informatics (AUEB)	18	23	52.3 (53.4)	1045.8 (1884.4)	10.3 (9.1) [9.5]	14.9	0.421
Computer Science & Engineering (UoI)	22	29	46.4 (53.0)	536.5 (1161.3)	8.6 (8.2) [7.5]	11.4	0.404
Surveying & Geoinformatics Eng. (UniWA)	18	19	30.8 (25.7)	334.8 (355.8)	8.1 (5.6) [7.5]	8.7	0.437
Informatics (UoWM)	8	11	33.4 (45.0)	416.8 (907.7)	6.8 (8.1) [4.5]	7.6	0.340

Department (Univ.)	N	TRS	Publications mean (SD)	Citations mean (SD)	h mean (SD) [median]	Mean i10	Mean m
Surveying & Geoinformatics Eng. (IHU)	8	13	23.0 (24.3)	258.2 (341.5)	6.1 (5.7) [5]	6.2	0.397
Computer Science (IHU)	13	25	21.2 (22.3)	153.1 (201.9)	4.5 (4.5) [2]	3.9	0.222
Computer Science & Biomedical Informatics (UTH)	0	10	- (-)	- (-)	- (-) [-]	-	-
Applied Informatics (UoM)	0	12	- (-)	- (-)	- (-) [-]	-	-
Informatics & Telecommunications (UoP)	0	9	- (-)	- (-)	- (-) [-]	-	-

Table C1b. Electrical and computer engineering: OpenAlex indicators of academics, publications 2012-2025 (design A). Cells give mean (SD) [median]. Departments ordered by mean h.

Department (Univ.)	N	TRS	Publications mean (SD)	Citations mean (SD)	h mean (SD) [median]	Mean i10	Mean m
Electrical & Computer Engineering (NTUA)	56	61	126.5 (107.0)	1896.0 (1862.9)	18.1 (10.5) [17]	36.3	0.675
Electrical & Computer Engineering (TUC)	23	24	74.1 (66.7)	1400.0 (1961.8)	14.3 (9.8) [15]	24.4	0.583
Electrical & Computer Engineering (DUTH)	26	32	64.8 (47.0)	1034.9 (1113.5)	14.1 (9.5) [14]	21.9	0.505
Electrical & Computer Engineering (AUTH)	23	36	90.8 (91.9)	1211.9 (1278.1)	13.9 (10.8) [15]	26.3	0.620
Electrical & Computer Engineering (UoWM)	22	24	85.5 (106.6)	1370.7 (2371.9)	13.3 (11.1) [13.5]	25.3	0.595
Electronic Engineering (HMU)	10	32	62.8 (69.1)	1230.9 (1731.7)	13.2 (10.8) [12]	22.3	0.609
Electrical & Computer Engineering (UPatras)	27	35	64.9 (73.4)	1056.4 (1686.2)	12.6 (10.0) [12]	21.4	0.410
Electrical & Computer Engineering (HMU)	32	38	72.1 (83.3)	1168.7 (2070.6)	12.6 (11.9) [9]	23.0	0.468
Electrical & Computer Engineering (UTH)	18	23	65.7 (46.7)	542.3 (418.9)	10.7 (6.2) [11.5]	15.5	0.393
Information & Electronic Engineering (IHU)	25	36	51.9 (53.3)	706.0 (957.0)	10.5 (7.6) [10]	15.6	0.501
Electrical & Computer Engineering (UoP)	0	10	- (-)	- (-)	- (-) [-]	-	-

Table C1c. Civil engineering, surveying and planning: OpenAlex indicators of academics, publications 2012-2025 (design A). Cells give mean (SD) [median]. Departments ordered by mean h.

Department (Univ.)	N	TRS	Publications mean (SD)	Citations mean (SD)	h mean (SD) [median]	Mean i10	Mean m
Civil Engineering (NTUA)	39	41	83.0 (90.3)	1473.7 (1779.0)	16.2 (12.3) [16]	29.5	0.667
Civil Engineering (UTH)	9	20	45.2 (39.5)	994.9 (1072.7)	13.3 (9.8) [10]	17.8	0.639
Civil Engineering (UPatras)	20	24	49.5 (44.1)	938.4 (897.7)	12.8 (10.0) [14]	17.9	0.612
Civil Engineering (AUTH)	42	51	53.5 (46.0)	765.9 (826.3)	12.5 (7.6) [13]	17.7	0.495
Civil Engineering (DUTH)	22	24	47.3 (41.9)	663.9 (646.0)	11.9 (6.2) [11]	17.2	0.523
Rural & Surveying Engineering (AUTH)	18	22	52.8 (44.4)	573.0 (736.2)	9.9 (7.4) [10]	12.6	0.530
Spatial Planning & Development (AUTH)	16	18	41.6 (28.3)	779.8 (939.5)	9.4 (6.1) [8]	11.3	0.472
Civil Engineering (UoP)	4	12	41.5 (35.1)	233.8 (108.6)	8.2 (2.6) [7.5]	7.8	0.761
Civil Engineering (UniWA)	15	21	29.8 (28.2)	454.9 (768.7)	7.3 (7.0) [5]	9.3	0.379
Civil Engineering (IHU)	12	14	34.1 (30.3)	450.9 (787.4)	7.1 (6.8) [5]	8.8	0.365

Table C1d. Mechanical, naval and aerospace engineering: OpenAlex indicators of academics, publications 2012-2025 (design A). Cells give mean (SD) [median]. Departments ordered by mean h.

Department (Univ.)	N	TRS	Publications mean (SD)	Citations mean (SD)	h mean (SD) [median]	Mean i10	Mean m
Mechanical Engineering (HMU)	2	12	105.0 (148.5)	3121.5 (4414.5)	22.5 (31.8) [22.5]	71.0	2.250
Mechanical Engineering (UTH)	12	18	75.3 (84.9)	1993.0 (4075.3)	17.8 (18.3) [14.5]	36.3	0.557
Mechanical Engineering (NTUA)	37	43	78.4 (66.6)	1486.3 (2075.8)	16.7 (12.8) [16]	30.4	0.645
Aerospace Science & Technology (NKUA)	7	12	61.6 (56.0)	708.7 (566.8)	13.1 (7.3) [13]	22.6	0.639
Mechanical Engineering (AUTH)	26	29	58.7 (59.3)	995.9 (1270.7)	12.6 (10.0) [12]	21.2	0.457
Mechanical Engineering (UniWA)	14	19	49.3 (81.0)	1492.7 (4294.6)	11.9 (19.1) [7.5]	22.9	0.652
Mechanical Engineering (IHU)	6	14	33.5 (26.8)	444.8 (570.3)	8.2 (7.8) [6.5]	10.3	0.397
Mechanical Engineering (UoWM)	15	20	21.8 (18.2)	314.7 (353.5)	7.2 (5.1) [6]	7.7	0.351
Mechanical Engineering (UoP)	12	19	16.2 (18.5)	278.3 (405.0)	6.1 (5.4) [6]	6.2	0.281

Table C1e. Chemical engineering: OpenAlex indicators of academics, publications 2012-2025 (design A). Cells give mean (SD) [median]. Departments ordered by mean h.

Department (Univ.)	N	TRS	Publications mean (SD)	Citations mean (SD)	h mean (SD) [median]	Mean i10	Mean m
Chemical & Environmental Engineering (TUC)	18	23	78.8 (79.8)	3532.7 (4329.9)	22.0 (16.7) [22]	39.8	0.858
Chemical Engineering (UoWM)	8	13	69.0 (74.8)	2545.1 (2828.7)	21.0 (19.6) [19]	42.0	1.107
Chemical Engineering (UPatras)	19	28	48.3 (47.7)	1470.6 (2434.4)	15.0 (13.1) [14]	26.1	0.529
Chemical Engineering (AUTH)	17	24	69.5 (96.7)	1031.2 (1436.0)	12.8 (11.9) [12]	22.3	0.616
Chemical Engineering (NTUA)	21	46	9.7 (18.9)	136.4 (290.8)	2.9 (5.3) [0]	3.8	0.102

Table C1f. Environmental and energy engineering: OpenAlex indicators of academics, publications 2012-2025 (design A). Cells give mean (SD) [median]. Departments ordered by mean h.

Department (Univ.)	N	TRS	Publications mean (SD)	Citations mean (SD)	h mean (SD) [median]	Mean i10	Mean m
Environmental Engineering (UPatras)	8	11	81.2 (85.8)	2054.6 (2069.0)	20.6 (15.6) [23.5]	38.6	0.850
Environmental Engineering (IHU)	8	10	36.2 (53.7)	554.6 (940.0)	9.6 (11.5) [6]	16.4	0.453
Environmental Engineering (DUTH)	0	8	- (-)	- (-)	- (-) [-]	-	-

Table C1g. Architecture and design: OpenAlex indicators of academics, publications 2012-2025 (design A). Cells give mean (SD) [median]. Departments ordered by mean h.

Department (Univ.)	N	TRS	Publications mean (SD)	Citations mean (SD)	h mean (SD) [median]	Mean i10	Mean m
Naval Architecture & Marine Eng. (NTUA)	13	23	47.4 (64.0)	596.9 (1144.3)	8.8 (9.7) [7]	14.2	0.268
Naval Architecture (UniWA)	14	15	23.4 (24.3)	313.5 (436.6)	6.4 (5.8) [5]	7.3	0.354
Architecture (DUTH)	8	20	12.6 (21.4)	475.4 (1231.1)	4.2 (7.6) [1]	4.4	0.147
Architecture (AUTH)	19	26	13.4 (17.0)	140.5 (260.2)	3.4 (4.0) [2]	3.0	0.143
Architecture (NTUA)	10	12	21.9 (53.1)	79.0 (190.7)	2.5 (4.0) [1]	2.3	0.177
Architecture (TUC)	15	20	9.9 (13.6)	116.0 (260.6)	2.5 (3.9) [1]	1.9	0.134
Architecture (UPatras)	9	24	7.0 (8.2)	118.3 (223.4)	2.3 (3.0) [1]	1.8	0.227
Architecture (UTH)	13	23	7.7 (13.1)	18.1 (46.3)	1.4 (2.1) [1]	0.6	0.079

Table C1h. Materials, mining, industrial and applied engineering: OpenAlex indicators of academics, publications 2012-2025 (design A). Cells give mean (SD) [median]. Departments ordered by mean h.

Department (Univ.)	N	TRS	Publications mean (SD)	Citations mean (SD)	h mean (SD) [median]	Mean i10	Mean m
Digital Systems (UniPi)	13	21	101.9 (91.3)	1306.9 (1241.3)	15.4 (9.7) [18]	29.9	0.597
Production & Management Engineering (DUTH)	12	16	62.0 (69.0)	1338.8 (1505.0)	15.3 (9.0) [14]	25.7	0.655
Energy Systems (UTH)	11	15	55.4 (64.1)	1212.2 (1994.6)	14.4 (12.7) [12]	26.0	0.757
Digital Industry Technologies (NKUA)	18	29	71.2 (78.3)	1097.8 (1602.8)	12.8 (11.5) [9.5]	21.5	0.527
Mining & Metallurgical Engineering (NTUA)	19	33	51.5 (32.6)	781.8 (896.2)	11.9 (7.4) [12]	16.8	0.484
Mineral Resources Engineering (TUC)	11	15	45.4 (50.5)	722.6 (741.6)	11.4 (7.0) [11]	15.4	0.524
Materials Science & Engineering (UoI)	11	24	35.0 (34.0)	734.8 (828.3)	10.1 (10.4) [11]	15.3	0.346
Applied Mathematical & Physical Sciences (NTUA)	31	40	49.7 (57.4)	1001.1 (2283.0)	9.8 (10.9) [7]	15.6	0.398
Planning & Regional Development (UTH)	17	29	33.9 (28.8)	550.2 (489.3)	9.8 (7.0) [12]	12.0	0.393
Materials Science (UPatras)	12	20	33.3 (35.7)	555.3 (716.2)	9.2 (10.4) [6.5]	14.8	0.269
Product & Systems Design Eng. (Aegean)	13	21	35.5 (39.9)	574.9 (831.1)	8.8 (7.7) [8]	12.2	0.406
Production Engineering & Management (TUC)	20	29	40.2 (61.4)	642.3 (975.0)	8.2 (9.2) [5.5]	13.7	0.417
Mineral Resources Engineering (UoWM)	14	19	24.2 (23.3)	330.9 (379.0)	7.3 (5.6) [6]	7.7	0.357
Biomedical Engineering (UniWA)	15	21	29.8 (37.1)	373.7 (436.9)	7.3 (6.4) [7]	8.9	0.508
Digital Systems (UTH)	10	18	39.4 (36.7)	402.3 (402.1)	7.2 (5.7) [8]	8.7	0.360
Industrial Design & Production Eng. (UniWA)	17	25	37.7 (66.5)	498.2 (1068.3)	7.1 (9.1) [3]	11.9	0.379
Product & Systems Design Eng. (UoWM)	6	8	36.3 (63.1)	285.0 (450.6)	6.7 (6.3) [5]	9.8	0.267

Table C2a. Computer science and informatics: OpenAlex documents 2012-2025 per department (design B). Ordered by citations per TRS member.

Department (Univ.)	TRS	No profile	Papers	Citations	Papers/ TRS	Cit./TRS	Cit./paper	Rank cit/TRS (area)	Rank cit/paper (area)	Rank in univ.
Computer Science (UoC)	17	8	1328	48441	78.12	2,849.47	36.48	1	1	1
Mechanical Eng. & Aeronautics (UPatras)	29	4	1919	42704	66.17	1,472.55	22.25	2	3	1
Informatics (AUTH)	30	1	2804	35578	93.47	1,185.93	12.69	3	11	1
Informatics (UniPi)	20	4	1165	19724	58.25	986.20	16.93	4	5	1
Informatics & Computer Engineering (UniWA)	29	9	1148	27968	39.59	964.41	24.36	5	2	2
Computer Engineering & Informatics (UPatras)	36	3	2715	31803	75.42	883.42	11.71	6	15	4
Information & Communication Systems Eng. (Aegean)	26	5	1305	22062	50.19	848.54	16.91	7	6	1
Informatics (AUEB)	23	5	906	18351	39.39	797.87	20.25	8	4	1
Informatics & Telecommunications (NKUA)	36	7	2158	28402	59.94	788.94	13.16	9	10	1
Informatics (Ionian)	32	10	1381	22590	43.16	705.94	16.36	10	7	1
Informatics & Telematics (HUA)	12	5	537	6731	44.75	560.92	12.53	11	12	1
Electrical & Electronics Engineering (UniWA)	52	3	1772	28878	34.08	555.35	16.30	12	8	3
Rural, Surveying & Geoinformatics Eng. (NTUA)	17	8	528	8240	31.06	484.71	15.61	13	9	5
Computer Science & Engineering (UoI)	29	7	967	11580	33.34	399.31	11.98	14	14	1
Informatics (UoWM)	11	3	266	3334	24.18	303.09	12.53	15	12	3
Surveying & Geoinformatics Eng. (UniWA)	19	1	495	5533	26.05	291.21	11.18	16	16	6
Surveying & Geoinformatics Eng. (IHU)	13	5	169	1696	13.00	130.46	10.04	17	17	5
Computer Science (IHU)	25	12	261	1967	10.44	78.68	7.54	18	18	6

Department (Univ.)	TRS	No profile	Papers	Citations	Papers/ TRS	Cit./TRS	Cit./paper	Rank cit/TRS (area)	Rank cit/paper (area)	Rank in univ.
Computer Science & Biomedical Informatics (UTH)	10	10	0	0	0.00	0.00	0.00	19	19	8
Applied Informatics (UoM)	12	12	0	0	0.00	0.00	0.00	19	19	1
Informatics & Telecommunications (UoP)	9	9	0	0	0.00	0.00	0.00	19	19	3

Table C2b. Electrical and computer engineering: OpenAlex documents 2012-2025 per department (design B). Ordered by citations per TRS member.

Department (Univ.)	TRS	No profile	Papers	Citations	Papers/ TRS	Cit./TRS	Cit./paper	Rank cit/TRS (area)	Rank cit/paper (area)	Rank in univ.
Electrical & Computer Engineering (NTUA)	61	5	6452	97196	105.77	1,593.38	15.06	1	6	1
Electrical & Computer Engineering (TUC)	24	1	1605	30238	66.88	1,259.92	18.84	2	2	2
Electrical & Computer Engineering (UoWM)	24	2	1694	25446	70.58	1,060.25	15.02	3	7	2
Electrical & Computer Engineering (HMU)	38	6	2017	31396	53.08	826.21	15.57	4	5	1
Electrical & Computer Engineering (DUTH)	32	6	1604	25780	50.12	805.62	16.07	5	4	2
Electrical & Computer Engineering (UPatras)	35	8	1685	27510	48.14	786.00	16.33	6	3	5
Electrical & Computer Engineering (AUTH)	36	13	1938	25849	53.83	718.03	13.34	7	9	4
Information & Electronic Engineering (IHU)	36	11	1252	17376	34.78	482.67	13.88	8	8	1
Electrical & Computer Engineering (UTH)	23	5	1116	9213	48.52	400.57	8.26	9	10	4
Electronic Engineering (HMU)	32	22	621	12270	19.41	383.44	19.76	10	1	3
Electrical & Computer Engineering (UoP)	10	10	0	0	0.00	0.00	0.00	11	11	3

Table C2c. Civil engineering, surveying and planning: OpenAlex documents 2012-2025 per department (design B). Ordered by citations per TRS member.

Department (Univ.)	TRS	No profile	Papers	Citations	Papers/ TRS	Cit./TRS	Cit./paper	Rank cit/TRS (area)	Rank cit/paper (area)	Rank in univ.
Civil Engineering (NTUA)	41	2	2986	53131	72.83	1,295.88	17.79	1	4	2
Civil Engineering (UPatras)	24	4	986	18767	41.08	781.96	19.03	2	2	6
Spatial Planning & Development (AUTH)	18	2	584	10632	32.44	590.67	18.21	3	3	5
Civil Engineering (DUTH)	24	2	979	13753	40.79	573.04	14.05	4	6	3
Civil Engineering (AUTH)	51	9	2052	28107	40.24	551.12	13.70	5	7	6
Civil Engineering (UTH)	20	11	402	8840	20.10	442.00	21.99	6	1	3
Rural & Surveying Engineering (AUTH)	22	4	835	9671	37.95	439.59	11.58	7	9	7
Civil Engineering (IHU)	14	2	400	5388	28.57	384.86	13.47	8	8	3
Civil Engineering (UniWA)	21	6	446	6824	21.24	324.95	15.30	9	5	5
Civil Engineering (UoP)	12	8	166	935	13.83	77.92	5.63	10	10	2

Table C2d. Mechanical, naval and aerospace engineering: OpenAlex documents 2012-2025 per department (design B). Ordered by citations per TRS member.

Department (Univ.)	TRS	No profile	Papers	Citations	Papers/ TRS	Cit./TRS	Cit./paper	Rank cit/TRS (area)	Rank cit/paper (area)	Rank in univ.
Mechanical Engineering (UTH)	18	6	904	23916	50.22	1,328.67	26.46	1	3	1
Mechanical Engineering (NTUA)	43	6	2730	51697	63.49	1,202.26	18.94	2	4	3
Mechanical Engineering (UniWA)	19	5	667	20770	35.11	1,093.16	31.14	3	1	1
Mechanical Engineering (AUTH)	29	3	1384	22773	47.72	785.28	16.45	4	6	2
Mechanical Engineering (HMU)	12	10	210	6243	17.50	520.25	29.73	5	2	2
Aerospace Science & Technology (NKUA)	12	5	431	4961	35.92	413.42	11.51	6	9	3
Mechanical Engineering (UoWM)	20	5	314	4565	15.70	228.25	14.54	7	7	5
Mechanical Engineering (IHU)	14	8	200	2668	14.29	190.57	13.34	8	8	4
Mechanical Engineering (UoP)	19	7	193	3333	10.16	175.42	17.27	9	5	1

Table C2e. Chemical engineering: OpenAlex documents 2012-2025 per department (design B). Ordered by citations per TRS member.

Department (Univ.)	TRS	No profile	Papers	Citations	Papers/ TRS	Cit./TRS	Cit./paper	Rank cit/TRS (area)	Rank cit/paper (area)	Rank in univ.
Chemical & Environmental Engineering (TUC)	23	5	1400	62714	60.87	2,726.70	44.80	1	1	1
Chemical Engineering (UoWM)	13	5	550	20300	42.31	1,561.54	36.91	2	2	1
Chemical Engineering (UPatras)	28	9	892	27470	31.86	981.07	30.80	3	3	3
Chemical Engineering (AUTH)	24	7	1175	17487	48.96	728.62	14.88	4	4	3
Chemical Engineering (NTUA)	46	25	204	2865	4.43	62.28	14.04	5	5	9

Table C2f. Environmental and energy engineering: OpenAlex documents 2012-2025 per department (design B). Ordered by citations per TRS member.

Department (Univ.)	TRS	No profile	Papers	Citations	Papers/ TRS	Cit./TRS	Cit./paper	Rank cit/TRS (area)	Rank cit/paper (area)	Rank in univ.
Environmental Engineering (UPatras)	11	3	636	16188	57.82	1,471.64	25.45	1	1	2
Environmental Engineering (IHU)	10	2	278	4298	27.80	429.80	15.46	2	2	2
Environmental Engineering (DUTH)	8	8	0	0	0.00	0.00	0.00	3	3	5

Table C2g. Architecture and design: OpenAlex documents 2012-2025 per department (design B). Ordered by citations per TRS member.

Department (Univ.)	TRS	No profile	Papers	Citations	Papers/ TRS	Cit./TRS	Cit./paper	Rank cit/TRS (area)	Rank cit/paper (area)	Rank in univ.
Naval Architecture & Marine Eng. (NTUA)	23	10	616	7759	26.78	337.35	12.60	1	5	7
Naval Architecture (UniWA)	15	1	302	4157	20.13	277.13	13.76	2	4	7
Architecture (DUTH)	20	12	101	3803	5.05	190.15	37.65	3	1	4
Architecture (AUTH)	26	7	247	2613	9.50	100.50	10.58	4	6	8
Architecture (TUC)	20	5	117	1679	5.85	83.95	14.35	5	3	5
Architecture (NTUA)	12	2	218	788	18.17	65.67	3.61	6	7	8
Architecture (UPatras)	24	15	63	1065	2.62	44.38	16.90	7	2	8
Architecture (UTH)	23	10	99	236	4.30	10.26	2.38	8	8	7

Table C2h. Materials, mining, industrial and applied engineering: OpenAlex documents 2012-2025 per department (design B). Ordered by citations per TRS member.

Department (Univ.)	TRS	No profile	Papers	Citations	Papers/ TRS	Cit./TRS	Cit./paper	Rank cit/TRS (area)	Rank cit/paper (area)	Rank in univ.
Production & Management Engineering (DUTH)	16	4	648	13714	40.50	857.12	21.16	1	2	1
Energy Systems (UTH)	15	4	555	12270	37.00	818.00	22.11	2	1	2
Digital Systems (UniPi)	21	8	1289	16437	61.38	782.71	12.75	3	15	2
Applied Mathematical & Physical Sciences (NTUA)	40	9	1531	30997	38.28	774.92	20.25	4	3	4
Digital Industry Technologies (NKUA)	29	11	1268	19512	43.72	672.83	15.39	5	11	2
Mineral Resources Engineering (TUC)	15	4	480	7785	32.00	519.00	16.22	6	7	3
Production Engineering & Management (TUC)	29	9	792	12303	27.31	424.24	15.53	7	10	4
Mining & Metallurgical Engineering (NTUA)	33	14	867	13623	26.27	412.82	15.71	8	9	6
Industrial Design & Production Eng. (UniWA)	25	8	628	8361	25.12	334.44	13.31	9	13	4
Product & Systems Design Eng. (Aegean)	21	8	411	6917	19.57	329.38	16.83	10	6	2
Planning & Regional Development (UTH)	29	12	577	9353	19.90	322.52	16.21	11	8	5
Materials Science (UPatras)	20	8	368	6269	18.40	313.45	17.04	12	5	7
Materials Science & Engineering (UoI)	24	13	360	7121	15.00	296.71	19.78	13	4	2
Biomedical Engineering (UniWA)	21	6	419	5527	19.95	263.19	13.19	14	14	8
Mineral Resources Engineering (UoWM)	19	5	336	4576	17.68	240.84	13.62	15	12	4
Digital Systems (UTH)	18	8	385	3842	21.39	213.44	9.98	16	16	6
Product & Systems Design Eng. (UoWM)	8	2	204	1583	25.50	197.88	7.76	17	17	6

Table C3a. Computer science and informatics: top-20 academics by OpenAlex h-index, publications 2012-2025 (design A).

Academic	Department (Univ.)	h	i10	Cites	Pubs	Rank h d/u/a/all	Comp. (area)	Lifetime h / i10 / cites	Conf.
Christos Sotiriou	Computer Science (UoC)	86	202	41447	804	1/1/1/1	1.0	113 / 322 / 66532	H
Mourtzis Dimitrios	Mechanical Eng. & Aeronautics (UPatras)	61	201	15278	278	1/1/2/5	2.7	65 / 228 / 17322	H
Ioannis Vogiatzis	Informatics & Computer Engineering (UniWA)	48	113	14867	334	1/2/3/10	3.6	60 / 151 / 17724	M
Verikoukis Christos	Computer Engineering & Informatics (UPatras)	47	198	8645	487	1/2/4/12	3.8	47 / 226 / 9541	H
Tefas Anastasios	Informatics (AUTH)	45	179	9065	492	1/1/5/15	3.2	50 / 226 / 11636	H
Michalos Georgios	Mechanical Eng. & Aeronautics (UPatras)	39	81	4434	125	2/5/6/26	11.9	42 / 90 / 5537	H
Pleros Nikos	Informatics (AUTH)	38	146	5539	449	2/2/7/29	6.8	44 / 186 / 7280	H
Roussou Maria	Informatics & Telecommunications (NKUA)	38	87	4004	273	1/2/7/29	10.1	47 / 142 / 7971	H
Stavropoulos Panagiotis	Mechanical Eng. & Aeronautics (UPatras)	36	110	6236	246	3/8/9/36	9.8	37 / 130 / 6977	H
Nikolakopoulos Georgios	Mechanical Eng. & Aeronautics (UPatras)	36	130	5913	461	3/8/9/36	6.4	40 / 156 / 7185	H
Christos Troussas	Informatics & Computer Engineering (UniWA)	36	107	4877	248	2/3/9/36	11.3	36 / 109 / 4930	H
Liaskos Christos	Computer Science & Engineering (UoI)	35	88	5432	253	1/1/12/42	11.6	43 / 118 / 6805	H
Virvou Maria	Informatics (UniPi)	34	120	4458	317	1/1/13/47	10.3	39 / 183 / 7342	H
Patsakis Konstantinos	Informatics (UniPi)	33	89	6967	221	2/2/14/52	10.7	33 / 91 / 7045	H
Skianis Charalabos	Information & Communication Systems Eng. (Aegean)	33	61	4180	104	1/1/14/52	20.4	33 / 72 / 4521	H

Academic	Department (Univ.)	h	i10	Cites	Pubs	Rank h d/u/a/all	Comp. (area)	Lifetime h / i10 / cites	Conf.
Androutsopoulos Ion Ioannis	Informatics (AUEB)	31	54	7797	146	1/1/16/66	11.7	43 / 97 / 12001	H
Georgios Papadopoulos	Informatics & Telematics (HUA)	31	91	3626	284	1/1/16/66	12.5	40 / 128 / 5728	H
Akrivi Krouska	Informatics & Computer Engineering (UniWA)	31	73	3561	158	3/4/16/66	20.2	31 / 73 / 3564	H
Koubarakis Manolis	Informatics & Telecommunications (NKUA)	30	62	2691	199	2/3/19/77	21.6	44 / 129 / 6409	H
Ioannidis George	Electrical & Electronics Engineering (UniWA)	29	62	2740	158	1/6/20/84	25.0	43 / 136 / 6968	M

Table C3b. Electrical and computer engineering: top-20 academics by OpenAlex h-index, publications 2012-2025 (design A).

Academic	Department (Univ.)	h	i10	Cites	Pubs	Rank h d/u/a/all	Comp. (area)	Lifetime h / i10 / cites	Conf.
Sarigiannidis Panagiotis	Electrical & Computer Engineering (UoWM)	50	168	11293	507	1/2/1/8	1.2	50 / 178 / 11603	H
Kymakis Emmanouel	Electrical & Computer Engineering (HMU)	50	120	8509	199	1/1/1/8	2.2	59 / 146 / 12276	H
Haris Doukas	Electrical & Computer Engineering (NTUA)	45	118	6092	293	1/4/3/15	5.4	50 / 158 / 8405	H
Theodoridis Georgios	Electrical & Computer Engineering (UPatras)	43	122	7281	296	1/4/4/19	4.8	59 / 227 / 15487	H
Symeon Papavassiliou	Electrical & Computer Engineering (NTUA)	43	139	6123	364	2/5/4/19	4.8	47 / 203 / 8949	H
Tsiknakis Emmanouel	Electrical & Computer Engineering (HMU)	38	103	6466	286	2/3/6/29	6.9	41 / 146 / 8043	H
Marias Konstantinos	Electrical & Computer Engineering (HMU)	37	121	6273	323	3/4/7/33	6.6	39 / 144 / 7053	H
Konstantinos Tserpes	Electrical & Computer Engineering (NTUA)	37	125	4848	344	3/7/7/33	7.4	44 / 157 / 7474	H
Dimitrios Kalderis	Electronic Engineering (HMU)	35	76	5528	110	1/5/9/42	14.3	42 / 89 / 7362	H
Tomkos Ioannis	Electrical & Computer Engineering (UPatras)	34	101	5793	275	2/10/10/47	10.6	46 / 191 / 10687	H
Kosmatopoulos Ilias	Electrical & Computer Engineering (DUTH)	33	77	3989	178	1/2/11/52	17.1	46 / 120 / 8116	H
Konstantina Nikita	Electrical & Computer Engineering (NTUA)	32	84	5311	251	4/13/12/60	13.3	48 / 189 / 9763	H
Panagiotis Diamantoulakis	Electrical & Computer Engineering (AUTH)	32	79	4695	250	1/7/12/60	14.4	32 / 79 / 4709	H
Vangelis Marinakis	Electrical & Computer Engineering (NTUA)	32	69	3571	187	4/13/12/60	17.5	33 / 76 / 3917	H
Dimitrios Zografopoulos	Electrical & Computer Engineering (AUTH)	32	78	3393	181	1/7/12/60	18.9	34 / 88 / 3785	H
Evangelos Kalogerakis	Electrical & Computer Engineering (TUC)	31	48	9099	92	1/8/16/66	5.2	40 / 61 / 10696	H
Evangelos Spiliotis	Electrical & Computer Engineering (NTUA)	31	54	6768	104	6/15/16/66	10.9	31 / 54 / 6768	H
Christos Christodoulou	Electrical & Computer Engineering (NTUA)	31	92	4915	382	6/15/16/66	6.5	49 / 200 / 11183	H
Pavlos Georgilakis	Electrical & Computer Engineering (NTUA)	30	53	5408	123	8/19/19/77	20.3	43 / 117 / 8482	H
Pratikakis Ioannis	Electrical & Computer Engineering (DUTH)	30	49	3484	112	2/3/19/77	26.4	45 / 97 / 7746	H

Table C3c. Civil engineering, surveying and planning: top-20 academics by OpenAlex h-index, publications 2012-2025 (design A).

Academic	Department (Univ.)	h	i10	Cites	Pubs	Rank h d/u/a/all	Comp. (area)	Lifetime h / i10 / cites	Conf.
Yannis George	Civil Engineering (NTUA)	48	161	8055	456	1/2/1/10	1.0	51 / 197 / 9805	H
Vlahogianni Eleni	Civil Engineering (NTUA)	36	82	5472	196	2/8/2/36	2.6	44 / 99 / 8380	H
Papadimitriou Eleonora	Civil Engineering (NTUA)	35	69	3288	165	3/9/3/42	5.4	41 / 94 / 4644	H
Vamvatsikos Dimitrios	Civil Engineering (NTUA)	34	81	4337	221	4/10/4/47	3.3	42 / 97 / 11042	H
Sextos Anastasios	Civil Engineering (NTUA)	34	75	3475	212	4/10/4/47	5.1	38 / 94 / 4952	H
Stefanidou Maria	Civil Engineering (AUTH)	32	75	3831	186	1/7/6/60	5.9	41 / 130 / 6559	H
Pappas Christoforos	Civil Engineering (UPatras)	31	37	3112	114	1/14/7/66	10.1	31 / 37 / 3122	H
Makropoulos Christos	Civil Engineering (NTUA)	31	80	3040	226	6/15/7/66	4.0	39 / 117 / 5547	L
Vassiliou Michalis	Civil Engineering (NTUA)	30	50	2742	122	7/19/9/77	12.5	31 / 55 / 3157	H
Papaioannou Iason	Civil Engineering (NTUA)	28	62	3926	166	8/26/10/92	6.5	28 / 62 / 3942	H
Theodosiou Theodoros	Civil Engineering (AUTH)	28	37	3036	79	2/10/10/92	14.0	33 / 44 / 3944	H
Grigorios Fountas	Rural & Surveying Engineering (AUTH)	28	47	2682	92	1/10/10/92	16.0	28 / 47 / 2686	H
Iliadis Lazaros	Civil Engineering (DUTH)	27	86	2725	213	1/5/13/104	7.6	30 / 96 / 3095	H
Athanasios Theofilatos	Civil Engineering (UTH)	27	38	2510	77	1/3/13/104	19.8	27 / 38 / 2511	H
Gkiotsalitis Konstantinos	Civil Engineering (NTUA)	27	54	2325	137	9/28/13/104	14.4	27 / 54 / 2325	H
Chrysi Laspidou	Civil Engineering (UTH)	26	47	1867	132	2/6/16/117	17.1	29 / 60 / 3830	H
Akratos S. Christos	Civil Engineering (DUTH)	25	38	2020	71	2/7/17/131	25.4	35 / 54 / 3635	H
Langousis Andreas	Civil Engineering (UPatras)	24	34	2292	113	2/20/18/144	21.0	31 / 48 / 3237	H

Academic	Department (Univ.)	h	i10	Cites	Pubs	Rank h d/u/a/all	Comp. (area)	Lifetime h / i10 / cites	Conf.
Manariotis Ioannis	Civil Engineering (UPatras)	24	45	2152	123	2/20/18/144	19.6	28 / 55 / 2572	H
Kontoe Stavroula	Civil Engineering (UPatras)	24	47	1596	125	2/20/18/144	20.1	26 / 53 / 2028	H

Table C3d. Mechanical, naval and aerospace engineering: top-20 academics by OpenAlex h-index, publications 2012-2025 (design A).

Academic	Department (Univ.)	h	i10	Cites	Pubs	Rank h d/u/a/all	Comp. (area)	Lifetime h / i10 / cites	Conf.
Bellos Evangelos	Mechanical Engineering (UniWA)	75	211	16300	294	1/1/1/2	1.0	75 / 213 / 16355	H
Tsiakaras Panagiotis	Mechanical Engineering (UTH)	69	213	14681	274	1/1/2/3	2.0	79 / 276 / 20504	H
Tzivanidis Christos	Mechanical Engineering (NTUA)	65	157	11252	217	1/1/3/4	3.5	65 / 168 / 11637	H
Markos Petousis	Mechanical Engineering (HMU)	45	142	6243	210	1/2/4/15	4.5	45 / 143 / 6274	H
Karellas Sotirios	Mechanical Engineering (NTUA)	42	102	5847	189	2/6/5/23	5.9	49 / 121 / 7905	H
Papadopoulos Agis	Mechanical Engineering (AUTH)	38	82	5172	163	1/2/6/29	7.5	47 / 119 / 8511	H
Seferlis Panagiotis	Mechanical Engineering (AUTH)	33	74	3090	180	2/6/7/52	9.0	37 / 92 / 4401	H
Koulouriotis Dimitrios	Mechanical Engineering (NTUA)	31	66	3201	118	3/15/8/66	10.5	41 / 100 / 5226	H
Liarokapis Minas	Mechanical Engineering (NTUA)	29	84	2899	178	4/22/9/84	10.5	29 / 86 / 2966	H
Alexopoulos Leonidas	Mechanical Engineering (NTUA)	29	50	2424	146	4/22/9/84	13.1	42 / 79 / 6382	H
Michailidis Nikolaos	Mechanical Engineering (AUTH)	28	93	3703	191	3/10/11/92	8.4	39 / 146 / 6255	H
Markopoulos Angelos	Mechanical Engineering (NTUA)	28	76	2738	230	6/26/11/92	5.9	32 / 85 / 3432	H
Karamanos Spyros	Mechanical Engineering (UTH)	27	52	2482	176	2/3/13/104	13.3	36 / 84 / 4344	H
Braimakis Konstantinos	Mechanical Engineering (NTUA)	26	36	2431	71	7/32/14/117	17.8	26 / 36 / 2434	H
Papathanasiou Athanasios	Mechanical Engineering (UTH)	26	58	1952	154	3/6/14/117	16.3	33 / 92 / 3457	M
Antoniadis Ioannis	Mechanical Engineering (NTUA)	25	57	2578	224	8/35/16/131	7.7	32 / 73 / 4364	H
Giakoumis Evangelos	Mechanical Engineering (NTUA)	22	30	3231	41	9/43/17/188	14.9	46 / 87 / 8653	H
Proestakis Emmanouil	Mechanical Engineering (UniWA)	21	36	1970	152	2/12/18/215	17.3	21 / 36 / 1970	H
Vlachokostas Christos	Mechanical Engineering (AUTH)	21	28	1960	78	4/29/18/215	20.2	32 / 46 / 4266	H
Anagnostopoulos Ioannis	Mechanical Engineering (NTUA)	21	39	1955	183	10/52/18/215	14.4	27 / 60 / 3851	H

Table C3e. Chemical engineering: top-20 academics by OpenAlex h-index, publications 2012-2025 (design A).

Academic	Department (Univ.)	h	i10	Cites	Pubs	Rank h d/u/a/all	Comp. (area)	Lifetime h / i10 / cites	Conf.
Frontistis Zacharias	Chemical Engineering (UoWM)	52	137	7088	177	1/1/1/6	2.2	54 / 145 / 7611	H
Apostolos Voulgarakis	Chemical & Environmental Engineering (TUC)	51	94	17040	269	1/1/2/7	1.5	53 / 101 / 17409	H
Kornaros Michalis	Chemical Engineering (UPatras)	47	117	9870	178	1/2/3/12	3.0	59 / 152 / 12927	H
Apostolos Giannis	Chemical & Environmental Engineering (TUC)	43	75	6568	94	2/2/4/19	6.2	46 / 86 / 7697	H
Charisiou Nikolaos	Chemical Engineering (UoWM)	43	81	5881	109	2/3/4/19	6.4	43 / 81 / 5891	H
Dimitrios Gournis	Chemical & Environmental Engineering (TUC)	41	130	5684	222	3/3/6/24	5.5	51 / 188 / 10874	H
Dionysia Kolokotsa	Chemical & Environmental Engineering (TUC)	39	65	7684	129	4/4/7/26	6.2	51 / 95 / 11501	H
Karanikolos Georgios	Chemical Engineering (UPatras)	37	83	4361	118	2/7/8/33	10.0	40 / 102 / 5065	H
Aristeidis Koutroulis	Chemical & Environmental Engineering (TUC)	36	62	8143	174	5/5/9/36	5.4	42 / 71 / 9558	H
Nikolaos Passalis	Chemical Engineering (AUTH)	35	95	4544	269	1/4/10/42	4.3	35 / 95 / 4548	H
Dimosthenis Sarigiannis	Chemical Engineering (AUTH)	35	76	3810	315	1/4/10/42	2.6	40 / 91 / 5095	H
Alexandros Stefanakis	Chemical & Environmental Engineering (TUC)	32	64	4020	132	6/7/12/60	11.2	37 / 86 / 5374	H
Paraskevi Panagiotopoulou	Chemical & Environmental Engineering (TUC)	30	41	3649	52	7/9/13/77	16.8	38 / 60 / 6358	H
Kalogiannis Konstantinos	Chemical Engineering (UoWM)	28	39	3874	54	3/4/14/92	16.3	31 / 42 / 4511	H
Danai Venieri	Chemical & Environmental Engineering (TUC)	28	45	3434	71	8/10/14/92	16.7	33 / 60 / 4086	H
Kyriakou Georgios	Chemical Engineering (UPatras)	27	50	4625	88	3/16/16/104	13.1	33 / 71 / 5840	H
Antoniadou Maria	Chemical Engineering (UoWM)	27	63	2756	175	4/5/16/104	12.3	35 / 81 / 4139	H
Michail Fountoulakis	Chemical & Environmental Engineering (TUC)	25	42	1858	65	9/14/18/131	20.2	34 / 61 / 3735	H
Katsaounis Alexandros	Chemical Engineering (UPatras)	24	43	1479	76	4/20/19/144	20.8	35 / 74 / 3529	H
Ioannis Tsivintzelis	Chemical Engineering (AUTH)	23	46	1644	83	3/16/20/160	19.7	35 / 79 / 3925	H

Table C3f. Environmental and energy engineering: top-20 academics by OpenAlex h-index, publications 2012-2025 (design A).

Academic	Department (Univ.)	h	i10	Cites	Pubs	Rank h d/u/a/all	Comp. (area)	Lifetime h / i10 / cites	Conf.
Antonopoulou Maria	Environmental Engineering (UPatras)	39	85	4607	140	1/5/1/26	1.6	41 / 96 / 5085	H
Papadaki Maria	Environmental Engineering (UPatras)	34	90	3748	256	2/10/2/47	1.6	51 / 184 / 9238	H
Koutsias Nikolaos	Environmental Engineering (UPatras)	33	55	4720	103	3/12/3/52	1.9	42 / 81 / 7246	H
Tekerlekopoulou Athanasia	Environmental Engineering (UPatras)	33	53	2393	79	3/12/3/52	4.1	37 / 63 / 2952	H

Academic	Department (Univ.)	h	i10	Cites	Pubs	Rank h d/u/a/all	Comp. (area)	Lifetime h / i10 / cites	Conf.
Konstantinidis Dimitrios	Environmental Engineering (IHU)	31	71	2766	158	1/1/5/66	3.2	35 / 82 / 3875	H
Tsitsifli Stavroula	Environmental Engineering (IHU)	19	29	768	61	2/5/6/274	6.0	20 / 34 / 967	H
Antoniou Fani	Environmental Engineering (IHU)	15	20	442	34	3/15/7/417	7.9	15 / 20 / 444	H
Makridis Sofoklis	Environmental Engineering (UPatras)	14	17	594	44	5/60/8/476	7.3	17 / 24 / 792	H
Penloglou Giannis	Environmental Engineering (IHU)	11	11	458	29	4/22/9/628	8.6	12 / 13 / 550	H
Fotiadi Angeliki	Environmental Engineering (UPatras)	7	6	326	17	6/97/10/827	10.0	16 / 20 / 1049	L
Antonopoulou Georgia	Environmental Engineering (UPatras)	3	2	35	8	7/111/11/1004	11.0	3 / 2 / 35	M
Papadakis Evangelos	Environmental Engineering (UPatras)	2	1	14	3	8/116/12/1054	12.0	2 / 1 / 14	M
Leousidis Alexandros	Environmental Engineering (IHU)	1	0	3	2	5/50/13/1106	13.3	1 / 0 / 3	H
Anagnostopoulos Konstantinos	Environmental Engineering (IHU)	0	0	0	3	6/63/14/1217	13.3	1 / 0 / 1	M
Strepelias Ilias	Environmental Engineering (IHU)	0	0	0	2	6/63/14/1217	14.0	0 / 0 / 0	M
Polychronopoulos Nikolaos	Environmental Engineering (IHU)	0	0	0	1	6/63/14/1217	14.6	0 / 0 / 0	M

Table C3g. Architecture and design: top-20 academics by OpenAlex h-index, publications 2012-2025 (design A).

Academic	Department (Univ.)	h	i10	Cites	Pubs	Rank h d/u/a/all	Comp. (area)	Lifetime h / i10 / cites	Conf.
Georgios Papadakis	Naval Architecture & Marine Eng. (NTUA)	33	93	4245	228	1/12/1/52	1.0	33 / 98 / 4346	H
Polychronopoulos Dimitris	Architecture (DUTH)	22	26	3516	60	1/10/2/188	2.7	23 / 27 / 3778	H
Dragatogiannis Dimitrios	Naval Architecture (UniWA)	18	28	1212	50	1/20/3/305	4.0	18 / 28 / 1213	H
Konstantinos Kostas	Naval Architecture (UniWA)	17	26	1035	81	2/24/4/330	4.3	18 / 30 / 1142	H
Christos Papadopoulos	Naval Architecture & Marine Eng. (NTUA)	17	22	728	57	2/76/4/330	6.6	21 / 34 / 1155	H
Ioannidis Konstantinos	Architecture (AUTH)	15	20	1042	70	1/58/6/417	4.9	18 / 28 / 1394	H
Nikolaos Ventikos	Naval Architecture & Marine Eng. (NTUA)	15	19	969	98	3/89/6/417	4.5	17 / 27 / 1448	H
Karagianni Anna	Architecture (TUC)	15	15	968	41	1/29/6/417	7.9	16 / 20 / 1152	H
Konstantinos Anyfantis	Naval Architecture & Marine Eng. (NTUA)	15	19	575	68	3/89/6/417	7.3	17 / 25 / 798	H
Livanos Georgios	Naval Architecture (UniWA)	14	18	950	61	3/41/10/476	8.9	18 / 25 / 1167	H
Grigoriadis Ioannis	Architecture (NTUA)	13	18	616	172	1/105/11/529	4.4	19 / 30 / 1021	M
Kostas I. Spyrou	Naval Architecture & Marine Eng. (NTUA)	11	12	466	62	5/124/12/628	10.9	19 / 36 / 1182	H
Papadimitriou Spyros	Architecture (AUTH)	11	13	344	34	2/92/12/628	14.8	11 / 14 / 361	M
Ioannis K. Chatzigeorgiou	Naval Architecture & Marine Eng. (NTUA)	10	11	519	68	6/134/14/677	9.7	16 / 23 / 835	M
Athanasiou Evangelia	Architecture (AUTH)	8	8	400	32	3/113/15/780	16.6	16 / 17 / 1020	H
Symeonidou Ioanna	Architecture (UTH)	8	7	169	50	1/51/15/780	15.7	8 / 7 / 172	H
Strantzali Eleni	Naval Architecture (UniWA)	7	7	589	13	4/75/17/827	17.3	7 / 7 / 589	H
Grigoriadou Maria	Architecture (DUTH)	7	6	230	29	2/49/17/827	18.6	30 / 87 / 3660	M
Petros Koufopoulos	Architecture (UPatras)	7	7	206	11	1/97/17/827	21.9	7 / 7 / 206	H
Georgios Katsaounis	Naval Architecture & Marine Eng. (NTUA)	7	5	173	14	7/152/17/827	21.9	8 / 8 / 242	H

Table C3h. Materials, mining, industrial and applied engineering: top-20 academics by OpenAlex h-index, publications 2012-2025 (design A).

Academic	Department (Univ.)	h	i10	Cites	Pubs	Rank h d/u/a/all	Comp. (area)	Lifetime h / i10 / cites	Conf.
Georgakilas Alexandros	Applied Mathematical & Physical Sciences (NTUA)	47	99	11962	181	1/3/1/12	1.4	60 / 140 / 16515	H
Papageorgiou Elpiniki	Energy Systems (UTH)	45	142	6808	236	1/2/2/15	2.4	55 / 194 / 11002	H
Athanasios Papaioannou	Digital Industry Technologies (NKUA)	41	106	6277	326	1/1/3/24	1.8	50 / 160 / 9743	H
Gasteratos Antonios	Production & Management Engineering (DUTH)	36	118	5502	263	1/1/4/36	3.6	40 / 156 / 7255	L
Ioannis Papamichail	Production Engineering & Management (TUC)	33	70	3806	148	1/6/5/52	7.8	42 / 95 / 6400	H
Dimosthenis Kyriazis	Digital Systems (UniPi)	31	104	3982	321	1/3/6/66	3.6	33 / 124 / 4780	H
Evangelos Pallis	Industrial Design & Production Eng. (UniWA)	30	78	3442	186	1/5/7/77	7.9	30 / 87 / 3658	H
Georgoulis Emmanouil	Applied Mathematical & Physical Sciences (NTUA)	30	54	3193	182	2/19/7/77	8.8	42 / 94 / 6016	H
Giannis M. Koutsoubis	Digital Industry Technologies (NKUA)	29	43	2824	170	2/4/9/84	11.3	34 / 57 / 3598	H
Psarras G	Materials Science (UPatras)	28	49	1817	85	1/15/10/92	18.7	38 / 83 / 5105	H
Dimitrios Nikolopoulos	Industrial Design & Production Eng. (UniWA)	27	67	3143	228	2/8/11/104	8.6	35 / 130 / 5581	M
Brouzgou Angeliki	Energy Systems (UTH)	27	40	2583	54	2/3/11/104	18.5	27 / 41 / 2665	H
Damianos Gavalas	Product & Systems Design Eng. (Aegean)	26	59	2909	141	1/3/13/117	13.9	36 / 100 / 5586	H
Chatzoglou Prodromos	Production & Management Engineering (DUTH)	26	40	2815	85	2/6/13/117	17.4	34 / 68 / 4611	H
Zergioti Ioanna	Applied Mathematical & Physical Sciences (NTUA)	26	54	1979	134	3/32/13/117	17.6	36 / 102 / 4302	L

Academic	Department (Univ.)	h	i10	Cites	Pubs	Rank h d/u/a/all	Comp. (area)	Lifetime h / i10 / cites	Conf.
Paraskevas Tsangaratos	Mining & Metallurgical Engineering (NTUA)	25	39	3878	91	1/35/16/131	12.9	25 / 40 / 3890	H
Varouchakis Emmanouil	Mineral Resources Engineering (TUC)	25	47	2586	183	1/14/16/131	12.7	26 / 50 / 2663	H
Angeliki Alexiou	Digital Systems (UniPi)	25	43	2557	163	2/4/16/131	16.2	28 / 54 / 3377	H
Kosmas Alexopoulos	Digital Industry Technologies (NKUA)	25	53	2441	94	3/6/16/131	20.8	28 / 66 / 2816	H
Kourkoulis Stavros	Applied Mathematical & Physical Sciences (NTUA)	24	68	2333	190	4/39/20/144	12.4	33 / 91 / 3443	H

Appendix D. Semantic Scholar: complete results of designs A and B, publications 2012-2025

This appendix reports Semantic Scholar in full, with the same definitions, windows and ranking rules as the Google Scholar results of Section 5, so that every department and area can be read under this source. Per-member values are in Section 5E and in the Semantic Scholar workbook.

Table D1a. Computer science and informatics: Semantic Scholar indicators of academics, publications 2012-2025 (design A). Cells give mean (SD) [median]. Departments ordered by mean h.

Department (Univ.)	N	TRS	Publications mean (SD)	Citations mean (SD)	h mean (SD) [median]	Mean i10	Mean m
Applied Informatics (UoM)	1	12	54.0 (-)	723.0 (-)	15.0 (-) [15]	18.0	0.577
Informatics (AUEB)	18	23	53.4 (50.0)	1474.4 (2554.9)	12.4 (10.3) [12.5]	20.5	0.482
Informatics & Telecommunications (NKUA)	31	36	54.8 (56.5)	983.5 (1257.2)	12.2 (11.2) [10]	20.5	0.529
Information & Communication Systems Eng. (Aegean)	23	26	46.6 (40.7)	716.2 (927.3)	11.4 (9.4) [12]	16.6	0.482
Mechanical Eng. & Aeronautics (UPatras)	25	29	33.5 (42.9)	735.0 (1354.9)	9.6 (10.7) [8]	15.8	0.455
Informatics (AUTH)	27	30	50.0 (49.3)	684.3 (1070.4)	9.5 (7.9) [9]	14.3	0.466
Computer Engineering & Informatics (UPatras)	32	36	47.6 (52.2)	564.1 (787.8)	8.7 (8.2) [5.5]	13.9	0.344
Electrical & Electronics Engineering (UniWA)	49	52	31.4 (33.5)	520.2 (687.0)	8.3 (6.6) [6]	10.3	0.386
Informatics (UniPi)	15	20	34.1 (25.4)	544.5 (618.2)	8.3 (5.4) [10]	9.5	0.480
Computer Science & Engineering (UoI)	24	29	37.0 (41.0)	499.5 (863.8)	8.2 (8.2) [6.5]	11.3	0.448
Rural, Surveying & Geoinformatics Eng. (NTUA)	12	16	24.4 (31.3)	337.7 (530.8)	6.1 (7.5) [2]	8.4	0.262
Surveying & Geoinformatics Eng. (UniWA)	14	19	24.9 (27.3)	238.6 (321.8)	6.1 (5.1) [4.5]	6.4	0.346
Computer Science (IHU)	14	25	30.2 (52.0)	266.2 (560.8)	5.9 (6.4) [3.5]	7.2	0.280
Surveying & Geoinformatics Eng. (IHU)	9	13	23.4 (26.5)	221.9 (302.4)	5.3 (5.5) [4]	6.1	0.270
Informatics & Telematics (HUA)	3	12	3.7 (1.1)	5.3 (5.5)	1.3 (1.1) [2]	0.0	0.063
Computer Science (UoC)	3	17	1.7 (0.6)	1.7 (2.1)	0.7 (0.6) [1]	0.0	0.078
Informatics (UoWM)	3	11	1.7 (0.6)	1.0 (1.0)	0.7 (0.6) [1]	0.0	0.108
Informatics & Computer Engineering (UniWA)	5	29	1.0 (0.7)	1.8 (4.0)	0.4 (0.9) [0]	0.0	0.044
Informatics (Ionian)	6	32	1.5 (0.6)	7.2 (17.6)	0.2 (0.4) [0]	0.2	0.006
Informatics & Telecommunications (UoP)	1	9	0.0 (-)	0.0 (-)	0.0 (-) [0]	0.0	0.000
Computer Science & Biomedical Informatics (UTH)	0	10	- (-)	- (-)	- (-) [-]	-	-

Table D1b. Electrical and computer engineering: Semantic Scholar indicators of academics, publications 2012-2025 (design A). Cells give mean (SD) [median]. Departments ordered by mean h.

Department (Univ.)	N	TRS	Publications mean (SD)	Citations mean (SD)	h mean (SD) [median]	Mean i10	Mean m
Electrical & Computer Engineering (HMU)	33	38	53.1 (65.1)	938.8 (1710.1)	11.8 (11.4) [9]	20.8	0.417
Electrical & Computer Engineering (UoWM)	22	24	65.8 (69.2)	998.0 (1451.7)	11.5 (9.9) [11]	20.4	0.539
Electrical & Computer Engineering (UTH)	20	23	58.4 (53.0)	609.5 (641.9)	10.6 (7.1) [10]	16.7	0.405
Electrical & Computer Engineering (DUTH)	26	32	47.7 (36.4)	536.2 (493.2)	10.4 (7.0) [11]	13.8	0.424
Electrical & Computer Engineering (UPatras)	30	35	48.9 (53.0)	631.6 (1103.8)	10.0 (7.9) [9]	14.2	0.434
Information & Electronic Engineering (IHU)	30	36	35.4 (51.9)	476.1 (844.0)	8.0 (6.9) [7]	10.2	0.448
Electronic Engineering (HMU)	4	32	23.2 (44.5)	463.0 (926.0)	6.0 (12.0) [0]	10.5	0.222
Electrical & Computer Engineering (AUTH)	8	36	2.8 (2.8)	15.8 (25.1)	0.9 (1.0) [1]	0.4	0.098
Electrical & Computer Engineering (NTUA)	30	61	2.7 (3.3)	14.4 (37.9)	0.9 (1.1) [1]	0.3	0.085
Electrical & Computer Engineering (TUC)	7	24	3.0 (2.8)	1.7 (3.4)	0.3 (0.5) [0]	0.0	0.028
Electrical & Computer Engineering (UoP)	0	10	- (-)	- (-)	- (-) [-]	-	-

Table D1c. Civil engineering, surveying and planning: Semantic Scholar indicators of academics, publications 2012-2025 (design A). Cells give mean (SD) [median]. Departments ordered by mean h.

Department (Univ.)	N	TRS	Publications mean (SD)	Citations mean (SD)	h mean (SD) [median]	Mean i10	Mean m
Civil Engineering (NTUA)	35	41	59.4 (58.2)	1060.0 (1268.4)	13.2 (10.6) [11]	23.4	0.504

Department (Univ.)	N	TRS	Publications mean (SD)	Citations mean (SD)	h mean (SD) [median]	Mean i10	Mean m
Civil Engineering (DUTH)	21	24	40.0 (52.9)	604.4 (922.6)	10.5 (10.1) [10]	14.5	0.377
Civil Engineering (UPatras)	21	24	34.9 (40.0)	723.7 (1055.9)	10.0 (10.2) [4]	14.7	0.469
Spatial Planning & Development (AUTH)	17	18	33.4 (34.8)	647.9 (836.1)	8.7 (6.8) [8]	11.3	0.433
Civil Engineering (AUTH)	42	51	31.2 (30.1)	428.1 (618.2)	8.6 (7.3) [8]	10.8	0.375
Civil Engineering (IHU)	10	14	32.7 (27.0)	482.5 (803.5)	8.0 (7.5) [6]	10.0	0.423
Civil Engineering (UoP)	5	12	40.2 (47.0)	345.0 (474.7)	8.0 (7.0) [6]	12.2	0.227
Civil Engineering (UniWA)	18	21	18.4 (20.9)	291.7 (658.7)	5.7 (6.4) [4]	5.8	0.278
Rural & Surveying Engineering (AUTH)	6	22	1.0 (0.0)	2.3 (4.4)	0.3 (0.5) [0]	0.2	0.058
Civil Engineering (UTH)	1	20	1.0 (-)	0.0 (-)	0.0 (-) [0]	0.0	0.000

Table D1d. Mechanical, naval and aerospace engineering: Semantic Scholar indicators of academics, publications 2012-2025 (design A). Cells give mean (SD) [median]. Departments ordered by mean h.

Department (Univ.)	N	TRS	Publications mean (SD)	Citations mean (SD)	h mean (SD) [median]	Mean i10	Mean m
Mechanical Engineering (UniWA)	16	19	48.5 (77.1)	1561.1 (3880.8)	13.6 (17.9) [9]	27.0	0.532
Mechanical Engineering (UTH)	13	18	44.7 (72.1)	1394.8 (3521.9)	12.6 (17.1) [7]	25.9	0.485
Mechanical Engineering (NTUA)	39	43	53.7 (60.2)	1042.7 (1998.9)	12.1 (13.3) [8]	22.0	0.437
Mechanical Engineering (AUTH)	26	29	47.9 (50.5)	755.8 (817.1)	11.3 (8.2) [12]	16.9	0.479
Mechanical Engineering (UoP)	13	19	44.1 (65.8)	942.4 (1981.5)	10.8 (12.3) [8]	19.4	0.442
Mechanical Engineering (UoWM)	16	20	17.8 (17.7)	262.6 (380.2)	6.3 (5.8) [5]	6.6	0.330
Mechanical Engineering (IHU)	9	14	24.9 (33.2)	361.7 (614.1)	5.6 (6.8) [2]	9.4	0.328
Mechanical Engineering (HMU)	3	12	2.7 (2.9)	21.7 (36.7)	0.7 (0.6) [1]	0.3	0.021
Aerospace Science & Technology (NKUA)	3	12	1.0 (0.0)	2.3 (4.0)	0.3 (0.6) [0]	0.0	0.048

Table D1e. Chemical engineering: Semantic Scholar indicators of academics, publications 2012-2025 (design A). Cells give mean (SD) [median]. Departments ordered by mean h.

Department (Univ.)	N	TRS	Publications mean (SD)	Citations mean (SD)	h mean (SD) [median]	Mean i10	Mean m
Chemical Engineering (UPatras)	22	28	47.1 (61.0)	1120.6 (2024.9)	12.4 (13.3) [11]	23.9	0.561
Chemical Engineering (UoWM)	12	13	33.7 (53.5)	1319.0 (2274.2)	12.1 (17.0) [2]	22.4	0.703
Chemical Engineering (AUTH)	4	24	8.8 (16.2)	44.0 (80.2)	2.5 (3.8) [1]	2.0	0.169
Chemical & Environmental Engineering (TUC)	7	23	2.1 (1.4)	8.9 (15.0)	0.6 (0.5) [1]	0.3	0.040
Chemical Engineering (NTUA)	2	46	0.5 (0.7)	0.0 (0.0)	0.0 (0.0) [0]	0.0	0.000

Table D1f. Environmental and energy engineering: Semantic Scholar indicators of academics, publications 2012-2025 (design A). Cells give mean (SD) [median]. Departments ordered by mean h.

Department (Univ.)	N	TRS	Publications mean (SD)	Citations mean (SD)	h mean (SD) [median]	Mean i10	Mean m
Environmental Engineering (UPatras)	8	11	50.0 (47.8)	1138.0 (1470.2)	15.0 (13.2) [12]	23.6	0.531
Environmental Engineering (IHU)	7	10	17.1 (19.6)	217.6 (296.8)	5.7 (6.8) [2]	6.7	0.506
Environmental Engineering (DUTH)	0	8	- (-)	- (-)	- (-) [-]	-	-

Table D1g. Architecture and design: Semantic Scholar indicators of academics, publications 2012-2025 (design A). Cells give mean (SD) [median]. Departments ordered by mean h.

Department (Univ.)	N	TRS	Publications mean (SD)	Citations mean (SD)	h mean (SD) [median]	Mean i10	Mean m
Naval Architecture (UniWA)	14	15	11.5 (9.3)	120.2 (156.5)	3.8 (2.9) [3]	2.5	0.219
Architecture (AUTH)	19	26	18.0 (42.8)	278.0 (1002.1)	3.6 (7.4) [2]	4.5	0.175
Architecture (TUC)	16	20	12.3 (14.7)	114.3 (188.1)	3.6 (4.0) [1.5]	3.2	0.178
Architecture (NTUA)	11	12	11.6 (20.7)	198.2 (515.2)	3.0 (5.6) [0]	3.1	0.180
Architecture (DUTH)	11	20	6.8 (10.0)	114.8 (242.8)	2.7 (4.4) [2]	2.5	0.129
Architecture (UTH)	13	23	6.6 (9.5)	124.3 (415.4)	1.6 (2.4) [1]	0.8	0.092
Naval Architecture & Marine Eng. (NTUA)	5	23	1.6 (1.5)	6.2 (8.3)	0.8 (0.8) [1]	0.2	0.128
Architecture (UPatras)	2	24	1.0 (0.0)	0.0 (0.0)	0.0 (0.0) [0]	0.0	0.000

Table D1h. Materials, mining, industrial and applied engineering: Semantic Scholar indicators of academics, publications 2012-2025 (design A). Cells give mean (SD) [median]. Departments ordered by mean h.

Department (Univ.)	N	TRS	Publications mean (SD)	Citations mean (SD)	h mean (SD) [median]	Mean i10	Mean m
Materials Science (UPatras)	18	20	65.4 (54.4)	1576.0 (2226.6)	16.4 (10.6) [15]	31.5	0.495
Production & Management Engineering (DUTH)	13	16	46.9 (63.1)	1027.6 (1421.6)	12.5 (10.0) [13]	20.8	0.523
Energy Systems (UTH)	8	15	38.4 (20.6)	607.5 (799.0)	11.1 (8.4) [9.5]	13.9	0.654
Mineral Resources Engineering (TUC)	13	15	35.1 (42.7)	1140.5 (2783.8)	10.3 (10.9) [8]	14.9	0.496
Applied Mathematical & Physical Sciences (NTUA)	35	40	39.7 (60.5)	1746.9 (7042.7)	9.9 (14.8) [5]	15.8	0.458

Department (Univ.)	N	TRS	Publications mean (SD)	Citations mean (SD)	h mean (SD) [median]	Mean i10	Mean m
Product & Systems Design Eng. (UoWM)	6	8	39.2 (51.8)	318.5 (346.5)	7.5 (4.2) [6.5]	10.0	0.278
Mineral Resources Engineering (UoWM)	15	19	14.7 (12.7)	193.8 (275.5)	5.9 (4.8) [4]	5.5	0.367
Product & Systems Design Eng. (Aegean)	5	21	15.8 (25.0)	188.4 (349.9)	4.0 (6.4) [1]	4.8	0.188
Digital Industry Technologies (NKUA)	5	29	6.6 (10.4)	33.0 (49.9)	2.2 (2.4) [1]	1.2	0.076
Digital Systems (UTH)	5	18	3.2 (3.0)	53.6 (88.1)	2.2 (1.6) [2]	1.2	0.242
Mining & Metallurgical Engineering (NTUA)	8	33	7.2 (16.1)	95.4 (227.6)	2.0 (2.9) [1]	1.6	0.196
Materials Science & Engineering (UoI)	2	24	1.5 (0.7)	60.0 (80.6)	1.5 (0.7) [1.5]	1.0	0.269
Industrial Design & Production Eng. (UniWA)	8	25	3.8 (5.4)	15.4 (15.3)	1.2 (1.0) [1]	0.8	0.079
Planning & Regional Development (UTH)	7	29	2.4 (2.8)	10.1 (12.8)	1.0 (1.0) [1]	0.4	0.076
Production Engineering & Management (TUC)	5	29	1.0 (0.7)	8.8 (18.6)	0.4 (0.6) [0]	0.2	0.043
Digital Systems (UniPi)	6	21	1.8 (0.8)	1.0 (2.0)	0.3 (0.5) [0]	0.0	0.023
Biomedical Engineering (UniWA)	6	21	0.8 (1.0)	0.7 (1.0)	0.3 (0.5) [0]	0.0	0.139

Table D2a. Computer science and informatics: Semantic Scholar documents 2012-2025 per department (design B). Ordered by citations per TRS member.

Department (Univ.)	TRS	No profile	Papers	Citations	Papers/ TRS	Cit./TRS	Cit./paper	Rank cit/TRS (area)	Rank cit/paper (area)	Rank in univ.
Informatics (AUEB)	23	5	946	26309	41.13	1,143.87	27.81	1	1	1
Informatics & Telecommunications (NKUA)	36	5	1690	30389	46.94	844.14	17.98	2	3	1
Mechanical Eng. & Aeronautics (UPatras)	29	4	824	18065	28.41	622.93	21.92	3	2	5
Information & Communication Systems Eng. (Aegean)	26	3	1033	16196	39.73	622.92	15.68	4	5	1
Informatics (AUTH)	30	3	1312	18247	43.73	608.23	13.91	5	7	2
Computer Engineering & Informatics (UPatras)	36	4	1477	17376	41.03	482.67	11.76	6	11	7
Electrical & Electronics Engineering (UniWA)	52	3	1374	21506	26.42	413.58	15.65	7	6	2
Computer Science & Engineering (UoI)	29	5	837	11610	28.86	400.34	13.87	8	8	1
Informatics (UniPi)	20	5	469	7436	23.45	371.80	15.86	9	4	1
Rural, Surveying & Geoinformatics Eng. (NTUA)	16	4	292	4034	18.25	252.12	13.82	10	9	4
Surveying & Geoinformatics Eng. (UniWA)	19	5	337	3313	17.74	174.37	9.83	11	12	4
Surveying & Geoinformatics Eng. (IHU)	13	4	207	1978	15.92	152.15	9.56	12	13	5
Computer Science (IHU)	25	11	405	3700	16.20	148.00	9.14	13	14	6
Applied Informatics (UoM)	12	11	54	723	4.50	60.25	13.39	14	10	1
Informatics (Ionian)	32	26	8	43	0.25	1.34	5.38	15	15	1
Informatics & Telematics (HUA)	12	9	11	16	0.92	1.33	1.45	16	17	1
Informatics & Computer Engineering (UniWA)	29	24	5	9	0.17	0.31	1.80	17	16	7
Computer Science (UoC)	17	14	5	5	0.29	0.29	1.00	18	18	1
Informatics (UoWM)	11	8	5	3	0.45	0.27	0.60	19	19	6
Computer Science & Biomedical Informatics (UTH)	10	10	0	0	0.00	0.00	0.00	20	20	7
Informatics & Telecommunications (UoP)	9	8	0	0	0.00	0.00	0.00	20	20	3

Table D2b. Electrical and computer engineering: Semantic Scholar documents 2012-2025 per department (design B). Ordered by citations per TRS member.

Department (Univ.)	TRS	No profile	Papers	Citations	Papers/ TRS	Cit./TRS	Cit./paper	Rank cit/TRS (area)	Rank cit/paper (area)	Rank in univ.
Electrical & Computer Engineering (UoWM)	24	2	1316	20378	54.83	849.08	15.48	1	3	2
Electrical & Computer Engineering (HMU)	38	5	1640	29429	43.16	774.45	17.94	2	2	1
Electrical & Computer Engineering (UPatras)	35	5	1434	18266	40.97	521.89	12.74	3	5	6
Electrical & Computer Engineering (UTH)	23	3	1108	11415	48.17	496.30	10.30	4	7	2
Electrical & Computer Engineering (DUTH)	32	6	1199	13516	37.47	422.38	11.27	5	6	3
Information & Electronic Engineering (IHU)	36	6	1030	13840	28.61	384.44	13.44	6	4	1
Electronic Engineering (HMU)	32	28	93	1852	2.91	57.88	19.91	7	1	2
Electrical & Computer Engineering (NTUA)	61	31	75	432	1.23	7.08	5.76	8	8	7
Electrical & Computer Engineering (AUTH)	36	28	22	126	0.61	3.50	5.73	9	9	7
Electrical & Computer Engineering (TUC)	24	17	20	12	0.83	0.50	0.60	10	10	5
Electrical & Computer Engineering (UoP)	10	10	0	0	0.00	0.00	0.00	11	11	3

Table D2c. Civil engineering, surveying and planning: Semantic Scholar documents 2012-2025 per department (design B). Ordered by citations per TRS member.

Department (Univ.)	TRS	No profile	Papers	Citations	Papers/ TRS	Cit./TRS	Cit./paper	Rank cit/TRS (area)	Rank cit/paper (area)	Rank in univ.
Civil Engineering (NTUA)	41	6	1952	34710	47.61	846.59	17.78	1	3	3
Civil Engineering (UPatras)	24	3	732	15198	30.50	633.25	20.76	2	1	4
Spatial Planning & Development (AUTH)	18	1	525	9595	29.17	533.06	18.28	3	2	3
Civil Engineering (DUTH)	24	3	819	12513	34.12	521.38	15.28	4	6	2

Department (Univ.)	TRS	No profile	Papers	Citations	Papers/ TRS	Cit./TRS	Cit./paper	Rank cit/TRS (area)	Rank cit/paper (area)	Rank in univ.
Civil Engineering (IHU)	14	4	309	4825	22.07	344.64	15.61	5	5	2
Civil Engineering (AUTH)	51	9	1255	17184	24.61	336.94	13.69	6	7	4
Civil Engineering (UniWA)	21	3	324	5178	15.43	246.57	15.98	7	4	3
Civil Engineering (UoP)	12	7	201	1725	16.75	143.75	8.58	8	8	2
Rural & Surveying Engineering (AUTH)	22	16	6	14	0.27	0.64	2.33	9	9	8
Civil Engineering (UTH)	20	19	1	0	0.05	0.00	0.00	10	10	7

Table D2d. Mechanical, naval and aerospace engineering: Semantic Scholar documents 2012-2025 per department (design B). Ordered by citations per TRS member.

Department (Univ.)	TRS	No profile	Papers	Citations	Papers/ TRS	Cit./TRS	Cit./paper	Rank cit/TRS (area)	Rank cit/paper (area)	Rank in univ.
Mechanical Engineering (UniWA)	19	3	763	24900	40.16	1,310.53	32.63	1	1	1
Mechanical Engineering (UTH)	18	5	579	18129	32.17	1,007.17	31.31	2	2	1
Mechanical Engineering (NTUA)	43	4	1977	38879	45.98	904.16	19.67	3	4	2
Mechanical Engineering (UoP)	19	6	568	12170	29.89	640.53	21.43	4	3	1
Mechanical Engineering (AUTH)	29	3	1178	18370	40.62	633.45	15.59	5	5	1
Mechanical Engineering (IHU)	14	5	224	3255	16.00	232.50	14.53	6	6	3
Mechanical Engineering (UoWM)	20	4	268	3858	13.40	192.90	14.40	7	7	4
Mechanical Engineering (HMU)	12	9	8	65	0.67	5.42	8.12	8	8	3
Aerospace Science & Technology (NKUA)	12	9	3	7	0.25	0.58	2.33	9	9	3

Table D2e. Chemical engineering: Semantic Scholar documents 2012-2025 per department (design B). Ordered by citations per TRS member.

Department (Univ.)	TRS	No profile	Papers	Citations	Papers/ TRS	Cit./TRS	Cit./paper	Rank cit/TRS (area)	Rank cit/paper (area)	Rank in univ.
Chemical Engineering (UoWM)	13	1	402	15780	30.92	1,213.85	39.25	1	1	1
Chemical Engineering (UPatras)	28	6	1012	24118	36.14	861.36	23.83	2	2	2
Chemical Engineering (AUTH)	24	20	35	176	1.46	7.33	5.03	3	3	6
Chemical & Environmental Engineering (TUC)	23	16	15	62	0.65	2.70	4.13	4	4	3
Chemical Engineering (NTUA)	46	44	1	0	0.02	0.00	0.00	5	5	9

Table D2f. Environmental and energy engineering: Semantic Scholar documents 2012-2025 per department (design B). Ordered by citations per TRS member.

Department (Univ.)	TRS	No profile	Papers	Citations	Papers/ TRS	Cit./TRS	Cit./paper	Rank cit/TRS (area)	Rank cit/paper (area)	Rank in univ.
Environmental Engineering (UPatras)	11	3	400	9104	36.36	827.64	22.76	1	1	3
Environmental Engineering (IHU)	10	3	120	1523	12.00	152.30	12.69	2	2	4
Environmental Engineering (DUTH)	8	8	0	0	0.00	0.00	0.00	3	3	5

Table D2g. Architecture and design: Semantic Scholar documents 2012-2025 per department (design B). Ordered by citations per TRS member.

Department (Univ.)	TRS	No profile	Papers	Citations	Papers/ TRS	Cit./TRS	Cit./paper	Rank cit/TRS (area)	Rank cit/paper (area)	Rank in univ.
Architecture (AUTH)	26	7	336	5244	12.92	201.69	15.61	1	4	5
Architecture (NTUA)	12	1	128	2180	10.67	181.67	17.03	2	2	5
Naval Architecture (UniWA)	15	1	158	1676	10.53	111.73	10.61	3	5	5
Architecture (TUC)	20	4	170	1770	8.50	88.50	10.41	4	6	2
Architecture (UTH)	23	10	84	1614	3.65	70.17	19.21	5	1	4
Architecture (DUTH)	20	9	75	1263	3.75	63.15	16.84	6	3	4
Naval Architecture & Marine Eng. (NTUA)	23	18	8	31	0.35	1.35	3.88	7	7	8
Architecture (UPatras)	24	22	2	0	0.08	0.00	0.00	8	8	8

Table D2h. Materials, mining, industrial and applied engineering: Semantic Scholar documents 2012-2025 per department (design B). Ordered by citations per TRS member.

Department (Univ.)	TRS	No profile	Papers	Citations	Papers/ TRS	Cit./TRS	Cit./paper	Rank cit/TRS (area)	Rank cit/paper (area)	Rank in univ.
Applied Mathematical & Physical Sciences (NTUA)	40	5	1388	61062	34.70	1,526.55	43.99	1	1	1
Materials Science (UPatras)	20	2	1069	27169	53.45	1,358.45	25.42	2	4	1
Mineral Resources Engineering (TUC)	15	2	442	14690	29.47	979.33	33.24	3	3	1
Production & Management Engineering (DUTH)	16	3	536	11367	33.50	710.44	21.21	4	5	1
Energy Systems (UTH)	15	7	285	4707	19.00	313.80	16.52	5	7	3
Product & Systems Design Eng. (UoWM)	8	2	219	1773	27.38	221.62	8.10	6	12	3

Department (Univ.)	TRS	No profile	Papers	Citations	Papers/ TRS	Cit./TRS	Cit./paper	Rank cit/TRS (area)	Rank cit/paper (area)	Rank in univ.
Mineral Resources Engineering (UoWM)	19	4	219	2905	11.53	152.89	13.26	7	8	5
Product & Systems Design Eng. (Aegean)	21	16	79	942	3.76	44.86	11.92	8	10	2
Mining & Metallurgical Engineering (NTUA)	33	25	57	746	1.73	22.61	13.09	9	9	6
Digital Systems (UTH)	18	13	16	268	0.89	14.89	16.75	10	6	5
Digital Industry Technologies (NKUA)	29	24	33	165	1.14	5.69	5.00	11	13	2
Materials Science & Engineering (UoI)	24	22	3	120	0.12	5.00	40.00	12	2	2
Industrial Design & Production Eng. (UniWA)	25	17	29	107	1.16	4.28	3.69	13	15	6
Planning & Regional Development (UTH)	29	22	17	71	0.59	2.45	4.18	14	14	6
Production Engineering & Management (TUC)	29	24	5	44	0.17	1.52	8.80	15	11	4
Digital Systems (UniPi)	21	15	11	6	0.52	0.29	0.55	16	17	2
Biomedical Engineering (UniWA)	21	15	3	2	0.14	0.10	0.67	17	16	8

Table D3a. Computer science and informatics: top-20 academics by Semantic Scholar h-index, publications 2012-2025 (design A).

Academic	Department (Univ.)	h	i10	Cites	Pubs	Rank h d/u/a/all	Comp. (area)	Lifetime h / i10 / cites	Conf.
Paschalis Antonis	Informatics & Telecommunications (NKUA)	38	74	4612	144	1/1/1/15	2.3	47 / 124 / 6743	L
Michalos Georgios	Mechanical Eng. & Aeronautics (UPatras)	38	81	4227	118	1/3/1/15	2.4	40 / 87 / 5203	L
Stamatatos Evstathios	Information & Communication Systems Eng. (Aegean)	37	58	3810	76	1/1/3/17	6.1	51 / 100 / 8795	L
Androutsopoulos Ion Ioannis	Informatics (AUEB)	36	60	10833	89	1/1/4/20	2.4	53 / 125 / 17693	L
Stavropoulos Panagiotis	Mechanical Eng. & Aeronautics (UPatras)	35	102	5450	170	2/5/5/24	3.3	37 / 117 / 6408	L
Mamoulis Nikolaos	Computer Science & Engineering (UoI)	33	89	3822	186	1/1/6/27	3.6	63 / 195 / 14390	L
Vakali Athina	Informatics (AUTH)	31	75	4800	170	1/3/7/33	4.4	40 / 141 / 9369	L
Stafylakis Themos	Informatics (AUEB)	30	56	3391	79	2/2/8/36	11.1	30 / 60 / 3694	H
Panagakis Ioannis	Informatics & Telecommunications (NKUA)	29	70	3293	135	2/2/9/40	10.8	32 / 80 / 3784	M
Koubarakis Manolis	Informatics & Telecommunications (NKUA)	29	65	2683	184	2/2/9/40	6.8	47 / 146 / 7635	L
Loutas Theodoros	Mechanical Eng. & Aeronautics (UPatras)	29	51	2333	98	3/10/9/40	15.7	33 / 68 / 3532	L
Loukis Evripidis	Information & Communication Systems Eng. (Aegean)	28	45	2634	166	2/2/12/46	10.1	33 / 89 / 4337	L
Smaragdakis Giannis	Informatics & Telecommunications (NKUA)	27	44	3094	86	4/4/13/54	14.9	46 / 102 / 8566	L
Piromalis Dimitrios	Electrical & Electronics Engineering (UniWA)	27	46	2482	103	1/3/13/54	17.7	27 / 46 / 2488	L
Gounopoulos Dimitrios	Informatics & Telecommunications (NKUA)	26	38	2024	128	5/5/15/59	20.0	26 / 43 / 2182	L
Chronopoulos Antonis	Computer Engineering & Informatics (UPatras)	25	53	2409	111	1/15/16/62	19.2	35 / 106 / 5112	L
Tzamos Christos	Informatics & Telecommunications (NKUA)	25	58	2397	104	6/6/16/62	20.5	26 / 59 / 2474	M
Tsoumakas Grigorios	Informatics (AUTH)	24	67	3019	152	2/6/18/69	11.6	47 / 114 / 14578	L
Margellos Konstantinos	Informatics & Telecommunications (NKUA)	24	47	2424	122	7/7/18/69	19.0	27 / 56 / 3092	L
Papatsoris Anastasios	Computer Science (IHU)	24	60	2126	205	1/3/18/69	2.7	41 / 125 / 5021	L

Table D3b. Electrical and computer engineering: top-20 academics by Semantic Scholar h-index, publications 2012-2025 (design A).

Academic	Department (Univ.)	h	i10	Cites	Pubs	Rank h d/u/a/all	Comp. (area)	Lifetime h / i10 / cites	Conf.
Vidakis Nikolaos	Electrical & Computer Engineering (HMU)	49	166	6816	255	1/1/1/6	1.3	49 / 171 / 7032	L
Sarigiannidis Panagiotis	Electrical & Computer Engineering (UoWM)	40	111	6290	271	1/2/2/12	1.6	40 / 111 / 6300	M
Tsiknakis Emmanouel	Electrical & Computer Engineering (HMU)	37	108	6616	246	2/2/3/17	2.9	41 / 156 / 8435	L
Tomkos Ioannis	Electrical & Computer Engineering (UPatras)	36	111	5833	270	1/4/4/20	3.0	49 / 211 / 10439	L
Fragopoulou Paraskevi	Electrical & Computer Engineering (HMU)	30	66	2858	160	3/3/5/36	6.7	41 / 121 / 5358	L
Chatzimisios Periklis	Information & Electronic Engineering (IHU)	28	65	4381	265	1/1/6/46	4.3	36 / 91 / 6128	L
Papageorgiou Dimitrios	Electrical & Computer Engineering (HMU)	28	70	2681	120	4/4/6/46	8.6	29 / 76 / 2967	M
Tsipouras Markos	Electrical & Computer Engineering (UoWM)	27	57	3264	151	2/5/8/54	7.4	37 / 81 / 6104	L
Papadopoulou Maria	Information & Electronic Engineering (IHU)	25	47	2006	134	2/2/9/62	11.1	27 / 50 / 2312	H
Koudoumas Emmanouel	Electrical & Computer Engineering (HMU)	25	47	1781	76	5/5/9/62	14.7	40 / 103 / 4600	L
Katsarakis Nikolaos	Electrical & Computer Engineering (HMU)	25	45	1666	67	5/5/9/62	15.6	40 / 99 / 5703	L

Academic	Department (Univ.)	h	i10	Cites	Pubs	Rank h d/u/a/all	Comp. (area)	Lifetime h / i10 / cites	Conf.
Korakis Athanasios	Electrical & Computer Engineering (UTH)	24	65	2487	218	1/4/12/69	8.6	30 / 104 / 4935	L
POINT DEFECT IN SOLIDS	Electronic Engineering (HMU)	24	42	1852	90	1/7/12/69	15.9	33 / 64 / 2983	L
Zoiros Kyriakos	Electrical & Computer Engineering (DUTH)	24	45	1627	115	1/3/12/69	14.9	32 / 76 / 3094	L
Christoforidis George	Electrical & Computer Engineering (UoWM)	23	48	1668	144	3/6/15/81	13.6	24 / 54 / 1994	L
Stratakis Dimitrios	Electrical & Computer Engineering (HMU)	22	33	2887	165	7/8/16/87	8.6	28 / 53 / 3915	L
Papadaskalopoulos Dimitrios	Electrical & Computer Engineering (UPatras)	22	37	2151	89	2/20/16/87	16.9	22 / 38 / 2181	L
Logothetis Michail	Electrical & Computer Engineering (UPatras)	22	38	1354	120	2/20/16/87	16.5	28 / 64 / 2374	L
Boutalis Ioannis	Electrical & Computer Engineering (DUTH)	21	34	1242	93	2/6/19/103	23.4	32 / 79 / 4004	L
Rafailidis Dimitrios	Electrical & Computer Engineering (UTH)	21	35	1177	72	2/5/19/103	26.4	23 / 39 / 1376	M

Table D3c. Civil engineering, surveying and planning: top-20 academics by Semantic Scholar h-index, publications 2012-2025 (design A).

Academic	Department (Univ.)	h	i10	Cites	Pubs	Rank h d/u/a/all	Comp. (area)	Lifetime h / i10 / cites	Conf.
Iliadis Lazaros	Civil Engineering (DUTH)	45	85	4170	249	1/1/1/8	1.2	45 / 105 / 5158	L
Vlahogianni Eleni	Civil Engineering (NTUA)	36	83	5241	190	1/5/2/20	1.5	41 / 101 / 8273	L
Vassiliou Michalis	Civil Engineering (NTUA)	32	65	3371	153	2/7/3/29	3.8	46 / 121 / 10161	L
Tsoka Stella	Civil Engineering (UPatras)	31	58	4145	107	1/8/4/33	4.6	41 / 85 / 6639	L
Makropoulos Christos	Civil Engineering (NTUA)	30	78	3065	180	3/8/5/36	4.3	38 / 110 / 5033	L
Georgiadis Georgios	Civil Engineering (AUTH)	29	58	2910	113	1/4/6/40	7.8	30 / 62 / 3077	M
Lagaros Nikolaos	Civil Engineering (NTUA)	29	73	2754	165	4/9/6/40	5.8	45 / 129 / 6887	L
Marinelli Marina	Civil Engineering (NTUA)	28	62	2341	126	5/10/8/46	8.5	38 / 158 / 5432	L
Kontoe Stavroula	Civil Engineering (UPatras)	25	44	1665	112	2/15/9/62	12.3	27 / 50 / 2103	L
Malamis Symeon	Civil Engineering (NTUA)	24	47	3063	122	6/13/10/69	8.2	34 / 62 / 4156	L
Manariotis Ioannis	Civil Engineering (UPatras)	24	41	1863	101	3/17/10/69	13.3	27 / 51 / 2308	L
Mavrouli Olga	Civil Engineering (UniWA)	23	29	2810	72	1/4/12/81	13.0	26 / 32 / 3000	L
Akratos S. Christos	Civil Engineering (DUTH)	23	35	1657	58	2/5/12/81	18.6	33 / 53 / 3274	L
Langousis Andreas	Civil Engineering (UPatras)	22	34	2029	79	4/20/14/87	16.1	28 / 47 / 2931	L
Tsikaloudaki Aikaterini	Civil Engineering (AUTH)	22	31	1863	66	2/7/14/87	17.6	23 / 33 / 1984	L
Kontoleon Karolos	Civil Engineering (AUTH)	22	35	1641	61	2/7/14/87	20.1	24 / 41 / 2562	L
Sapountzakis Evangelos	Civil Engineering (NTUA)	22	44	1504	113	7/17/14/87	14.3	32 / 101 / 3297	L
Fotopoulou Stavroula	Civil Engineering (IHU)	21	26	2603	60	1/4/18/103	17.4	21 / 27 / 2626	L
Noutsopoulos Konstantinos	Civil Engineering (NTUA)	21	39	2315	73	8/19/18/103	17.6	24 / 48 / 2842	L
Mamais Daniil	Civil Engineering (NTUA)	21	37	1848	66	8/19/18/103	20.5	32 / 66 / 3810	L

Table D3d. Mechanical, naval and aerospace engineering: top-20 academics by Semantic Scholar h-index, publications 2012-2025 (design A).

Academic	Department (Univ.)	h	i10	Cites	Pubs	Rank h d/u/a/all	Comp. (area)	Lifetime h / i10 / cites	Conf.
Bellos Evangelos	Mechanical Engineering (UniWA)	73	221	15677	310	1/1/1/2	1.0	73 / 223 / 15754	M
Tsiakaras Panagiotis	Mechanical Engineering (UTH)	64	211	12926	246	1/1/2/3	2.0	75 / 276 / 18343	L
Tzivanidis Christos	Mechanical Engineering (NTUA)	63	153	10450	206	1/2/3/4	3.6	63 / 163 / 10822	L
Karellas Sotirios	Mechanical Engineering (NTUA)	42	102	5619	188	2/3/4/9	5.1	48 / 121 / 7832	L
PASTORE CARBONE MARIA GIOVANNA	Mechanical Engineering (UoP)	41	113	6815	214	1/1/5/10	4.3	46 / 125 / 7773	L
Kakaras Emmanouil	Mechanical Engineering (NTUA)	37	77	4799	125	3/4/6/17	7.3	55 / 139 / 10234	L
Tsolakis Antonios	Mechanical Engineering (UniWA)	32	81	3803	124	2/2/7/29	8.4	46 / 137 / 7490	L
Seferlis Panagiotis	Mechanical Engineering (AUTH)	32	79	3229	215	1/2/7/29	5.1	38 / 102 / 4819	L
Xydis Georgios	Mechanical Engineering (UoP)	31	69	3380	157	2/2/9/33	8.9	33 / 77 / 3894	L
Liarokapis Minas	Mechanical Engineering (NTUA)	28	85	2800	174	4/10/10/46	9.2	28 / 87 / 2872	M
Georgiadis Georgios	Mechanical Engineering (AUTH)	26	47	2321	83	2/5/11/59	13.4	27 / 50 / 2393	M
Koulouriotis Dimitrios	Mechanical Engineering (NTUA)	26	42	2162	91	5/12/11/59	13.6	30 / 57 / 3288	L
Karamanos Spyros	Mechanical Engineering (UTH)	25	52	2276	151	2/3/13/62	12.3	36 / 82 / 4100	L
Markopoulos Angelos	Mechanical Engineering (NTUA)	24	68	2408	210	6/13/14/69	8.3	30 / 77 / 3064	L
Ponis Stavros	Mechanical Engineering (NTUA)	22	33	1613	64	7/17/15/87	19.1	24 / 41 / 1850	L
Vlachokostas Christos	Mechanical Engineering (AUTH)	21	31	1853	68	3/9/16/103	18.4	31 / 47 / 3909	L
Giannakoglou Kyriakos	Mechanical Engineering (NTUA)	21	45	1618	137	8/19/16/103	14.7	32 / 93 / 4998	L
Proestakis Emmanouil	Mechanical Engineering (UniWA)	21	36	1528	69	3/5/16/103	19.5	21 / 36 / 1536	H
Tsouknidas Alexis	Mechanical Engineering (UoWM)	21	31	1458	65	1/7/16/103	20.6	24 / 38 / 1835	L
Karatzas Konstantinos	Mechanical Engineering (AUTH)	20	34	1887	91	4/12/20/124	17.1	38 / 92 / 6040	L

Table D3e. Chemical engineering: top-20 academics by Semantic Scholar h-index, publications 2012-2025 (design A).

Academic	Department (Univ.)	h	i10	Cites	Pubs	Rank h d/u/a/all	Comp. (area)	Lifetime h / i10 / cites	Conf.
Mantzavinos Dionysis	Chemical Engineering (UPatras)	55	182	9079	268	1/1/1/5	1.0	78 / 296 / 21583	L
Frontistis Zacharias	Chemical Engineering (UoWM)	48	131	6218	170	1/1/2/7	2.0	49 / 139 / 6676	L
Charisiou Nikolaos	Chemical Engineering (UoWM)	39	75	5118	106	2/3/3/13	3.5	39 / 75 / 5126	L
Karanikolos Georgios	Chemical Engineering (UPatras)	34	79	3786	111	2/6/4/26	4.0	38 / 96 / 4402	L
Kalogiannis Konstantinos	Chemical Engineering (UoWM)	29	39	3530	57	3/4/5/40	6.0	30 / 45 / 4198	L
Katsaounis Alexandros	Chemical Engineering (UPatras)	23	43	1520	72	3/18/6/81	6.3	33 / 74 / 3314	L
Goudeli Eirini	Chemical Engineering (UPatras)	20	32	1426	62	4/30/7/124	7.9	20 / 32 / 1431	L
Manikas Anastasios	Chemical Engineering (UPatras)	19	37	1419	127	5/33/8/134	5.3	29 / 79 / 3262	L
Pasparakis Georgios	Chemical Engineering (UPatras)	18	27	1340	43	6/35/9/150	10.2	26 / 38 / 2907	L
Paraskeva Christakis	Chemical Engineering (UPatras)	18	29	1214	65	6/35/9/150	8.7	26 / 50 / 2303	L
Papavasileiou Gianna	Chemical Engineering (UPatras)	16	23	748	56	8/40/11/185	11.3	16 / 23 / 762	L
Vogiatzis Georgios	Chemical Engineering (UPatras)	15	19	2467	41	9/44/12/207	9.2	26 / 39 / 6635	M
Bebelis Symeon	Chemical Engineering (UPatras)	13	18	600	27	10/53/13/270	14.5	34 / 64 / 3552	L
Vafeas Panagiotis	Chemical Engineering (UPatras)	12	14	490	63	11/59/14/293	11.4	15 / 22 / 673	L
Evangelopoulos Vasileios	Chemical Engineering (UoWM)	11	11	604	18	4/22/15/332	15.5	11 / 11 / 604	L
Tagaris Evthymios	Chemical Engineering (UoWM)	11	11	288	37	4/22/15/332	15.0	18 / 27 / 1218	L
Kouzoudis Dimitris	Chemical Engineering (UPatras)	10	10	284	23	12/72/17/367	17.6	21 / 31 / 1589	L
Amalia Angeli	Chemical Engineering (AUTH)	8	7	164	33	1/55/18/441	16.9	8 / 7 / 164	L
Kyriakou Georgios	Chemical Engineering (UPatras)	6	5	129	25	13/90/19/517	18.7	6 / 5 / 130	M
Patsidis Anastasios	Chemical Engineering (UPatras)	3	2	29	7	14/106/20/647	21.3	3 / 2 / 29	L

Table D3f. Environmental and energy engineering: top-20 academics by Semantic Scholar h-index, publications 2012-2025 (design A).

Academic	Department (Univ.)	h	i10	Cites	Pubs	Rank h d/u/a/all	Comp. (area)	Lifetime h / i10 / cites	Conf.
Koutsias Nikolaos	Environmental Engineering (UPatras)	32	55	4091	85	1/7/1/29	1.2	41 / 77 / 6475	L
Tekerlekopoulou Athanasia	Environmental Engineering (UPatras)	30	50	2065	80	2/9/2/36	2.2	33 / 60 / 2626	L
Fotiadi Angeliki	Environmental Engineering (UPatras)	28	57	2005	139	3/11/3/46	1.8	36 / 82 / 3361	L
Tsitsifli Stavroula	Environmental Engineering (IHU)	18	31	747	56	1/6/4/150	4.0	20 / 36 / 940	L
Makridis Sofoklis	Environmental Engineering (UPatras)	15	18	626	40	4/44/5/207	5.0	17 / 26 / 845	L
Penloglou Giannis	Environmental Engineering (IHU)	12	12	468	24	2/14/6/293	6.3	12 / 13 / 496	H
Antonopoulou Maria	Environmental Engineering (UPatras)	9	8	278	33	5/76/7/402	6.9	9 / 9 / 314	M
Konstantinidis Dimitrios	Environmental Engineering (IHU)	6	4	287	20	3/35/8/517	7.6	6 / 4 / 289	M
Papadaki Maria	Environmental Engineering (UPatras)	2	1	22	18	6/111/9/710	9.0	2 / 1 / 24	M
Anagnostopoulos Konstantinos	Environmental Engineering (IHU)	2	0	19	16	4/49/9/710	9.6	4 / 0 / 32	M
Papadakis Evangelos	Environmental Engineering (UPatras)	2	0	11	2	6/111/9/710	10.5	2 / 0 / 11	H
Antonopoulou Georgia	Environmental Engineering (UPatras)	2	0	6	3	6/111/9/710	10.5	2 / 0 / 8	M
Polychronopoulos Nikolaos	Environmental Engineering (IHU)	1	0	1	2	5/59/13/809	12.6	1 / 0 / 1	M
Leousidis Alexandros	Environmental Engineering (IHU)	1	0	1	1	5/59/13/809	13.3	1 / 0 / 1	H
Strepelias Ilias	Environmental Engineering (IHU)	0	0	0	1	7/69/15/978	14.7	0 / 0 / 0	M

Table D3g. Architecture and design: top-20 academics by Semantic Scholar h-index, publications 2012-2025 (design A).

Academic	Department (Univ.)	h	i10	Cites	Pubs	Rank h d/u/a/all	Comp. (area)	Lifetime h / i10 / cites	Conf.
Ioannidis Konstantinos	Architecture (AUTH)	33	73	4397	192	1/1/1/27	1.0	33 / 76 / 4526	M
Alexandrou Eleni	Architecture (NTUA)	19	27	1727	72	1/27/2/134	2.0	24 / 40 / 2256	L
Voutetaki Maria-styliani	Architecture (DUTH)	15	19	790	32	1/15/3/207	3.8	15 / 20 / 824	L
Providakis Konstantinos	Architecture (TUC)	13	17	722	26	1/4/4/270	5.5	22 / 36 / 1643	L
Karagianni Anna	Architecture (TUC)	10	10	303	46	2/6/5/367	4.7	10 / 10 / 303	L
Maravelaki Pagona	Architecture (TUC)	10	12	302	29	2/6/5/367	6.9	12 / 14 / 472	L
Remy Nicolas	Architecture (UTH)	9	8	1505	36	1/22/7/402	4.1	15 / 16 / 2553	M
Gerostathis Theodoros	Naval Architecture (UniWA)	9	8	371	23	1/32/7/402	8.7	13 / 16 / 635	L
Strantzali Eleni	Naval Architecture (UniWA)	8	7	550	14	2/41/9/441	9.1	8 / 7 / 550	L
Mazarakos Thomas	Naval Architecture (UniWA)	7	5	183	26	3/47/10/480	10.8	7 / 5 / 193	L
Papadimitriou Spyros	Architecture (AUTH)	7	3	164	26	2/64/10/480	11.1	7 / 3 / 164	H
Mitsoudis Dimitrios	Naval Architecture (UniWA)	7	5	107	12	3/47/10/480	14.6	8 / 7 / 186	L
Grigoriadou Maria	Architecture (DUTH)	6	2	73	20	2/41/13/517	16.0	24 / 56 / 2756	L
Angelis Georgios	Architecture (NTUA)	5	3	301	16	2/73/14/557	14.0	5 / 3 / 302	M
Geropanta Vasiliki	Architecture (TUC)	5	2	107	32	4/12/14/557	9.0	5 / 2 / 107	H
Parthenios Panagiotis	Architecture (TUC)	5	2	62	29	4/12/14/557	12.0	5 / 3 / 89	L
Anastasopoulos Nikolaos	Architecture (NTUA)	4	3	112	10	3/82/17/604	18.3	4 / 3 / 112	M
Vitopoulou Athina	Architecture (AUTH)	4	3	81	14	3/77/17/604	18.9	4 / 3 / 83	L
Sgouros Nikolaos	Naval Architecture (UniWA)	4	2	64	27	5/64/17/604	14.4	14 / 19 / 807	L
Peppa Sofia	Naval Architecture (UniWA)	4	2	59	20	5/64/17/604	18.8	5 / 2 / 64	L

Table D3h. Materials, mining, industrial and applied engineering: top-20 academics by Semantic Scholar h-index, publications 2012-2025 (design A).

Academic	Department (Univ.)	h	i10	Cites	Pubs	Rank h d/u/a/all	Comp. (area)	Lifetime h / i10 / cites	Conf.
Kontos Athanasios	Applied Mathematical & Physical Sciences (NTUA)	80	172	41717	306	1/1/1/1	1.0	80 / 179 / 41907	L
Baskoutas S	Materials Science (UPatras)	41	131	5572	187	1/2/2/10	3.2	51 / 175 / 8984	M
Vafeidis Antonios	Mineral Resources Engineering (TUC)	39	71	10227	129	1/1/3/13	3.1	46 / 90 / 11844	L
Gasteratos Antonios	Production & Management Engineering (DUTH)	36	111	5082	239	1/2/4/20	3.2	40 / 154 / 6958	L
Karafyllis Iason	Applied Mathematical & Physical Sciences (NTUA)	35	83	3776	194	2/6/5/24	5.1	44 / 133 / 6782	L
Paspalakis E	Materials Science (UPatras)	28	74	2691	197	2/11/6/46	4.8	42 / 137 / 6452	M
Psarras G	Materials Science (UPatras)	28	59	2125	118	2/11/6/46	8.5	40 / 103 / 5941	M
Brouzgou Angeliki	Energy Systems (UTH)	27	42	2418	51	1/2/8/54	11.5	27 / 42 / 2432	L
Bouropoulos N	Materials Science (UPatras)	27	61	2142	90	4/14/8/54	10.0	36 / 99 / 4729	M
Chatzoglou Prodromos	Production & Management Engineering (DUTH)	24	38	2640	86	2/3/10/69	10.4	35 / 67 / 4665	L
Kouvaris Christoforos	Applied Mathematical & Physical Sciences (NTUA)	24	32	2393	63	3/13/10/69	12.3	39 / 60 / 4862	L
Zergioti Ioanna	Applied Mathematical & Physical Sciences (NTUA)	24	57	1809	121	3/13/10/69	10.1	35 / 107 / 4149	L
Galanakis I	Materials Science (UPatras)	22	39	1707	68	5/20/13/87	14.6	45 / 95 / 8877	M
Varouchakis Emmanouil	Mineral Resources Engineering (TUC)	22	39	1498	100	2/2/13/87	12.9	24 / 42 / 1581	L
Avgouropoulos G	Materials Science (UPatras)	22	30	959	41	5/20/13/87	20.3	34 / 60 / 5180	M
Georgoulis Emmanouil	Applied Mathematical & Physical Sciences (NTUA)	21	38	1571	79	5/19/16/103	15.6	28 / 55 / 2491	L
Georgakilas V	Materials Science (UPatras)	20	33	8666	66	7/30/17/124	6.7	42 / 84 / 15746	M
Petrakis Evangelos	Mineral Resources Engineering (TUC)	19	37	1610	90	3/3/18/134	14.4	37 / 77 / 4001	L
Koulinas Georgios	Production & Management Engineering (DUTH)	18	24	1082	33	3/7/19/150	24.2	19 / 26 / 1143	L
Papandrianos Nikolaos	Energy Systems (UTH)	18	25	917	49	2/7/19/150	23.7	19 / 29 / 1062	L

Chapter 03

ACADEMIC RANKINGS OF GREEK MEDICINE AND HEALTH SCIENCES DEPARTMENTS AND THEIR FACULTY

10.5281/zenodo.22288166

Synopsis

This chapter evaluates Greek higher education against the global ranking systems - the World's Top 2% Scientists career list and Research.com - and executes two published bibliometric assessment designs for a single scope and a single publication window, 2012-2025: the academic-level Google Scholar h-index design of Altanopoulou, Dontsidou and Tselios (2012; design A) and the department-level Scopus design of Koukoutsidis (2022; design B). The scope is the 43 Greek university departments of medicine and the health sciences, organised in 11 areas: Medicine (7 departments); Dentistry (2 departments); Pharmacy (3 departments); Nursing (8 departments); Nutrition and dietetics (5 departments); Physiotherapy (5 departments); Public and one health (3 departments); Biomedical sciences (2 departments); Midwifery (3 departments); Occupational therapy (2 departments); Speech and language therapy (2 departments). Every section of the chapter is organised in two parts, A and B, so that the data, indicators, aggregation rules and results of the two designs remain separately attributable. The roster of 2,286 tenured faculty members (TRS) was rebuilt from the department websites in August 2026; 2,097 members (92%) are evaluated in at least one bibliographic source. Design A is executed on its original instrument, Google Scholar (915 members with a public profile), and both designs are repeated on OpenAlex (1,998 matched) and Semantic Scholar (1,664 matched) as robustness checks. For the department-level design the discipline's own predecessor is the 2022 Scopus study itself, whose medicine and health-sciences panel is reproduced in Section 5B.1 and used as the baseline; at the author level no discipline-specific Google Scholar predecessor exists for this field, making Section 5A, to our knowledge, the first author-level bibliometric assessment of the complete tenured faculty of Greek medicine and the health sciences. Every faculty member is ranked within department, university, area and nation-wide under both designs; every member is looked up in the World's Top 2% Scientists career list (105 members found in the medical fields) and in the Research.com national discipline rankings for Greece (30 members found); and the best Greek units are placed against every European country under the Top 2% list restricted to the medical and health fields. All rosters, harvest records, per-member results and the complete pipeline are released.

Keywords: research evaluation; h-index; Google Scholar; OpenAlex; Semantic Scholar; Greek universities; medicine; health sciences; department rankings; faculty rankings

JEL: A11, A14, I11, I23

1. Introduction

Quantitative assessment of research performance is a standing element of Greek higher-education policy: since 2022 a share of the annual state subsidy is allocated on quality indicators that include publications and citations per faculty member (Hellenic Republic, 2022). Public evidence at the level at which academic life is organised - the department and the individual academic - remains scarce. Two studies have filled that gap for Greece with different instruments, and this chapter takes both as its starting points, executes them for one scope and one window, and extends each to the individual faculty member. The scope is medicine and the health sciences - the largest thematic block of the Greek university system by tenured faculty - for which, at the author level, no discipline-specific bibliometric predecessor exists; the department-level design has its own baseline in the 2022 Scopus study, which covered the medical and health-sciences departments among all 425 Greek departments and is reproduced here in Section 5B.1.

1A. The Altanopoulou, Dontsidou & Tselios (2012) ranking methodology

Altanopoulou, Dontsidou and Tselios (2012) evaluated 93 Greek departments through the lifetime Google Scholar record of 3,354 academics, retrieved with Harzing's Publish or Perish between 20 April and 1 June 2009. The unit of observation is the individual academic; the department is characterised by the mean, standard deviation and median of its members' publications, citations and h-index, by the m-quotient, and by the share of members who report their scientific activity on the department website. The study also

tested, for 16 disciplines, whether academics who report their activity on the web have a higher h-index. Its design was subsequently applied to other fields (education, the sciences and engineering), but never to the medical and health-sciences departments as a complete field; Section 5A therefore applies the design to this scope for the first time.

1B. The Koukoutsidis (2022) ranking methodology

Koukoutsidis (2022) covered all 425 Greek university departments and 9,838 permanent faculty members (TRS) with the Scopus API for publications of 2017-2021 - the medical and health-sciences departments among them, including the seven medical schools, the dentistry, pharmacy and nursing departments and the health-professions departments of the universities that absorbed the former technological institutes. The unit of observation is the department: the union of its members' documents, the citations to that set, and the ratios papers per TRS member, citations per TRS member and citations per paper, ranked within each university and within each thematic area. Scopus Author IDs were collected manually over six person-months and 1,131 split profiles were merged; the R code was released but not the identifier roster.

1C. Contribution of this chapter

We narrow both designs to medicine and the health sciences and widen the time axis to 2012-2025, applying the same window to both designs and to every table of this chapter. Concretely we (i) restate both methodologies with explicit formulae (Section 4); (ii) rebuild the roster of 2,286 faculty members of 43 departments from the department websites (Section 3); (iii) execute both designs on Google Scholar, the instrument of the 2012 study, and repeat them on two open bibliographic graphs, OpenAlex and Semantic Scholar, as robustness checks, documenting every substitution (Section 3C); (iv) reproduce the 2022 Scopus baseline for the departments of this scope (Section 5B.1); (v) extend both designs to the individual faculty member, with ranks within department, university, area and nation-wide and a composite rank (Sections 5A.5, 5B.3 and 5E); (vi) look every member up in two global ranking systems - the World's Top 2% Scientists career list and the Research.com national discipline rankings (Sections 5A.6 and 5D); and (vii) place the best Greek member, department and university against every European country under the Top 2% list restricted to the medical and health fields (Section 5F).

2. Background and related work

2A. Author-level indicators (design A lineage)

Hirsch (2005) proposed the h-index to summarise productivity and impact in one number; its robustness (Vanclay, 2007), its handicap for young researchers (Glänzel, 2006), its field dependence (Batista et al., 2006) and its sensitivity to self-citation (Schreiber, 2007; Bartneck and Kokkelmans, 2011) are documented, as are the g-index (Egghe, 2006), the i10-index and the m-quotient. Field dependence matters for this chapter's scope: biomedical research is the largest and most intensively cited block of the scientific literature, so absolute values are not comparable with those published for other Greek fields under the same designs, while comparisons inside the field are. Google Scholar offers the broadest coverage of the citation sources (Harzing, 2008; Harzing and Alakangas, 2016; Martín-Martín et al., 2018), at the price of synonymy and data-quality problems that must be controlled (Jacso, 2005, 2006) - and, in medicine, at the price of adoption: unlike computer science or engineering, a large share of clinical faculty maintain no public Google Scholar profile, which this chapter measures directly and reports per department (Section 3B). For Greece the author-level lineage is the 2012 design itself (Altanopoulou, Dontsidou and Tselios, 2012), applied here to medicine and the health sciences for the first time.

2B. Department-level indicators (design B lineage)

Scopus and Web of Science offer curated coverage with unique author and affiliation identifiers, which is what makes programmatic department-level aggregation feasible (Aria and Cuccurullo, 2017; Rose and

Kitchin, 2019). Department-level studies remain rare because affiliations are recorded at the institution, not the department (Krampen, 2008; Kotsemir and Shashnov, 2017; Koukoutsidis, 2022) - and in medicine the problem is compounded by the university hospital, which is recorded as an affiliation of its own. Open bibliographic graphs - OpenAlex (Priem, Piwowar and Orr, 2022) and the Semantic Scholar Academic Graph (Kinney et al., 2023) - have since made author- and document-level retrieval possible without a subscription; their coverage of biomedicine is dense, since both ingest PubMed and Crossref. This chapter reports OpenAlex and Semantic Scholar in full as robustness sources; in this field OpenAlex in fact attains the highest matching rate of the three sources (Section 3C).

3. Data

The scope is fixed by the department inventory of Table 1: every Greek university department whose object is medicine, dentistry, pharmacy, nursing, nutrition and dietetics, physiotherapy, public health, biomedical sciences, midwifery, occupational therapy or speech and language therapy - 43 departments of 13 universities, cross-checked in August 2026 against each university's official school listings. Nutrition and dietetics departments are classed inside the scope (they sit in health-sciences schools); food-science and agriculture departments are outside it and belong to the agricultural-sciences field of this series. Veterinary medicine is likewise outside the scope.

Table 1. Department inventory by university and area (MED = Medicine; DENT = Dentistry; PHARM = Pharmacy; NURS = Nursing; NUTR = Nutrition and dietetics; PHYSIO = Physiotherapy; PUBH = Public and one health; BIOMED = Biomedical sciences; MIDW = Midwifery; OT = Occupational therapy; SLT = Speech and language therapy).

University	MED	DENT	PHARM	NURS	NUTR	PHYSIO	PUBH	BIOMED	MIDW	OT	SLT	All
UNIWA	0	0	0	1	0	1	2	1	1	1	0	7
UPatras	1	0	1	1	0	1	0	0	0	0	1	5
UTh	1	0	0	1	1	1	1	0	0	0	0	5
IHU	0	0	0	1	1	1	0	1	1	0	0	5
NKUA	1	1	1	1	0	0	0	0	0	0	0	4
UoP	0	0	0	1	1	1	0	0	0	0	1	4
UoI	1	0	0	1	0	0	0	0	0	0	1	3
AUTH	1	1	1	0	0	0	0	0	0	0	0	3
HMU	0	0	0	1	1	0	0	0	0	0	0	2
UoWM	0	0	0	0	0	0	0	0	1	1	0	2
DUTH	1	0	0	0	0	0	0	0	0	0	0	1
HUA	0	0	0	0	1	0	0	0	0	0	0	1
UoC	1	0	0	0	0	0	0	0	0	0	0	1
Total	7	2	3	8	5	5	3	2	3	2	3	43

Source: department websites and university school listings, verified 26-29 August 2026. Full list with roster source URLs in the companion files. One department of the inventory (Speech & Language Therapy, UoI) lists no tenured faculty at retrieval and enters every table with zero TRS.

3A. Design A: the academics, their website record and their bibliometric profile

The roster of academics is built exactly as in 2012: surname, name and academic grade are taken from each department's own website (source URL and retrieval date recorded per person; companion files), emeritus, visiting, adjunct, laboratory-teaching (EDIP/ETEP) and clinical-only staff are excluded. The census (Table 2) counts 2,286 tenured faculty members in the 43 core departments: 1,083 professors, 486 associate professors, 701 assistant professors and 16 lecturers. Two duplicate listings detected on one site were removed; for one department the roster was reconstructed from search-engine snapshots of its faculty page, which returned an HTTP 503 error to every retrieval route (both documented in Section 8).

The 2012 study recorded, for each academic, whether at least one publication is reported on the department website. In 2026 nearly every department page links to a profile, so the variable no longer discriminates; we replace it by the closest public equivalent, whether the academic maintains a public ORCID iD, retrieved from the ORCID public API on name and institution for all 2,286 roster members (1,307 hold one). We

keep the original hypothesis - that academics who publicly report their activity have a higher h-index - and the original test (Mann-Whitney U). This is a documented deviation of operationalisation, not of design.

Table 2. Roster census, August 2026: tenured faculty (TRS) by department and academic grade, Google Scholar matching and members evaluated in at least one source.

Area	Univ.	Department	TRS	Prof.	Assoc.	Asst.	Lect.	GS matched	GS high conf.	Any source
MED	NKUA	Medicine	551	307	116	124	4	238	198	512
MED	AUTH	Medicine	399	190	75	133	1	119	95	376
MED	UTh	Medicine	162	67	27	67	1	71	55	151
MED	UoI	Medicine	153	69	24	59	1	55	42	142
MED	UPatras	Medicine	131	59	28	44	0	50	40	116
MED	UoC	Medicine	128	60	31	37	0	46	40	121
MED	DUTH	Medicine	123	65	23	35	0	40	33	111
DENT	NKUA	Dentistry	66	16	14	36	0	35	28	62
DENT	AUTH	Dentistry	47	17	10	20	0	26	20	45
PHARM	NKUA	Pharmacy	36	22	9	5	0	17	16	29
PHARM	UPatras	Pharmacy	25	19	5	1	0	5	5	17
PHARM	AUTH	Pharmacy	19	6	7	6	0	9	6	17
NURS	UNIWA	Nursing	35	13	10	12	0	29	24	35
NURS	NKUA	Nursing	32	18	4	10	0	15	13	27
NURS	IHU	Nursing	20	9	11	0	0	5	3	14
NURS	UTh	Nursing	15	7	7	1	0	9	7	15
NURS	HMU	Nursing	13	12	1	0	0	4	4	8
NURS	UoP	Nursing	13	3	6	4	0	3	1	13
NURS	UoI	Nursing	12	2	6	2	2	5	3	10
NURS	UPatras	Nursing	11	3	4	4	0	9	7	11
NUTR	HUA	Nutrition and Dietetics	23	16	3	4	0	11	10	22
NUTR	IHU	Nutritional Sciences and Dietetics	16	16	0	0	0	6	5	14
NUTR	HMU	Nutrition and Dietetics Sciences	9	3	2	4	0	2	1	8
NUTR	UTh	Dietetics and Nutrition	9	4	2	3	0	4	3	9
NUTR	UoP	Nutritional Science and Dietetics	9	1	0	8	0	7	6	9
PHYSIO	UNIWA	Physiotherapy	17	7	3	7	0	12	9	17
PHYSIO	UPatras	Physiotherapy	14	5	5	4	0	5	4	14
PHYSIO	UTh	Physiotherapy	14	4	5	4	1	9	7	13
PHYSIO	UoP	Physiotherapy	10	1	2	7	0	6	6	10
PHYSIO	IHU	Physiotherapy	7	5	1	1	0	2	2	4
PUBH	UNIWA	Public Health Policies	20	9	10	1	0	8	6	18
PUBH	UNIWA	Public and Community Health	14	6	3	4	1	3	3	12
PUBH	UTh	Public and One Health	11	2	3	6	0	5	5	11
BIOMED	UNIWA	Biomedical Sciences	40	14	9	12	5	15	14	34
BIOMED	IHU	Biomedical Sciences	17	14	1	2	0	4	3	13
MIDW	UNIWA	Midwifery	19	5	6	8	0	9	6	18
MIDW	UoWM	Midwifery	11	1	3	7	0	5	4	8
MIDW	IHU	Midwifery	7	1	2	4	0	2	2	6
OT	UNIWA	Occupational Therapy	8	2	1	5	0	3	3	6
OT	UoWM	Occupational Therapy	3	0	2	1	0	0	0	3
SLT	UoP	Speech and Language Therapy	9	0	3	6	0	4	3	9
SLT	UPatras	Speech and Language Therapy	8	3	2	3	0	3	3	7
SLT	UoI	Speech and Language Therapy	0	0	0	0	0	0	0	0
All		Total	2286	1083	486	701	16	915	745	2097

GS matched = a public Google Scholar profile attributed to the person (Section 3B); GS high conf. = profile verified at the member's university; Any source = matched in Google Scholar, OpenAlex or Semantic Scholar.

Figure 1 shows the census by university and grade: the seven universities with medical schools account for the largest blocks, led by the two largest medical faculties of the country (NKUA and AUTH), and professors outnumber assistant professors in the medical schools while the health-professions departments of the newer universities show the inverse pattern.

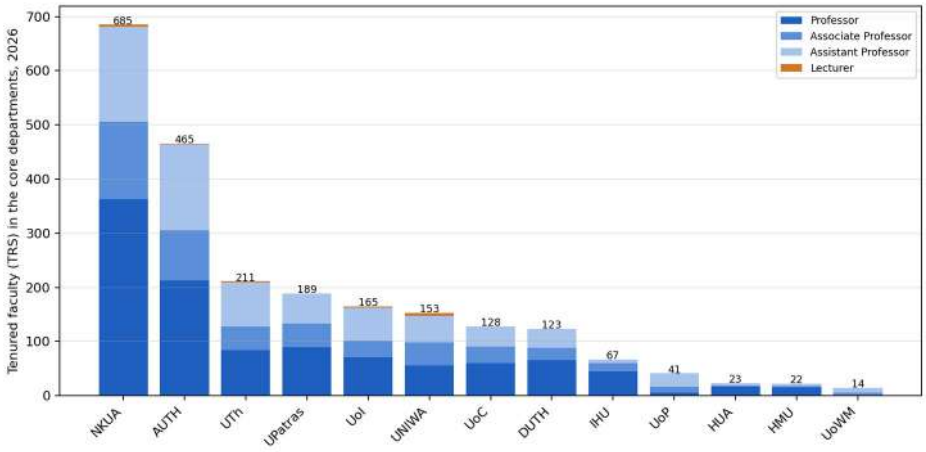

Figure 1. Tenured faculty of the core departments by university and academic grade, August 2026 (n = 2,286).

3B. Design B: TRS members, author identifiers and the document set

TRS is defined as in 2022: tenured faculty of all grades plus probationary assistant professors, taken from the department website. The 2022 study's binding step - locating the author identifier of every member - is reproduced here on Google Scholar: for every roster member an author search on the full name (and on its usual Latin variant) was run on Google Scholar, complemented by further discovery routes applying the same acceptance rules to the public profile pages. Each candidate profile was read in full and accepted when its name matched and its verified e-mail domain or stated affiliation is the member's university (HIGH), when its name matched at another Greek institution or without a verified address (MEDIUM), or when only an initial-form profile at the university exists (LOW); profiles verified elsewhere were dropped as namesakes. Flags: HIGH 745, MEDIUM 33, LOW 137, UNMATCHED (no public profile) 1,371. The unmatched share (60%) is far larger than in the technical fields of this series and is itself a finding: public Google Scholar adoption among Greek medical and health faculty is a minority practice, concentrated in the non-clinical departments. Google Scholar profiles are self-curated, so no automated merging is needed and the member's own h-index, i10-index and citation total are read directly; the department document set of design B is the union of the members' listed articles, de-duplicated on title and year.

3C. Source substitution statement

Design A is executed on its original instrument, Google Scholar, with one adaptation: the 2009 study ran Publish or Perish name searches, which Google Scholar's interface no longer supports at scale, whereas this study reads the public author profile of each academic (retrieved 28-29 August 2026), which gives the same article list with years and citation counts plus the profile's own h-index, i10-index and citation total; members without a public profile therefore have no Google Scholar values and are reported as such. Design B is executed on the same Google Scholar article lists instead of Scopus, which was unavailable: the department document set is the union of the members' listed articles. Because Google Scholar is uncurated and its adoption in this field is partial, both designs were repeated on two open bibliographic graphs with the same roster and rules - OpenAlex (1698 high, 192 medium, 108 low-confidence matches, 288 unmatched; affiliation histories checked against the member's university) and Semantic Scholar (146/785/733 matched at the three confidence levels, 622 unmatched; split profiles merged on name and venue evidence). In this field OpenAlex, not Google Scholar, gives the widest coverage (87% of the roster against 40%), so the OpenAlex appendix tables carry particular weight; Section 5C measures the agreement between the three sources.

4. Methodology

4A. Altanopoulou, Dontsidou & Tselios (2012) ranking methodology

Let an academic have publications indexed 1, ..., N with citation counts ordered non-increasingly, c(1) ≥ c(2) ≥ ... ≥ c(N). The h-index (Hirsch, 2005) is

$$h = \max\{\, k : c_{(k)} \geq k \,\} \tag{1}$$

i.e. h of the publications have at least h citations each. The m-quotient normalises h by career length, with Y the retrieval year and y_1 the year of first publication in the retrieved lifetime record:

$$m = \frac{h}{Y - y_1 + 1} \tag{2}$$

Egghe's g-index and the i10-index (publications with at least ten citations) are retained as secondary indicators:

$$g = \max\{\, k : \sum_{i=1}^{k} c_{(i)} \geq k^2 \,\} \tag{3}$$

For a department with n evaluated academics the reported statistics are: n; the mean and standard deviation of publications, citations and h; the median h; the mean i10 and the mean m-quotient. Departments are ordered by mean h within each area, with the median reported to expose skewness, exactly as in the 2012 tables. The hypothesis that academics who publicly report their activity have a different impact from those who do not is tested per area with the two-sided Mann-Whitney U test, α = 0.05:

$$U_1 = n_1 n_2 + \frac{n_1(n_1+1)}{2} - R_1, \qquad U = \min(U_1, U_2) \tag{4}$$

where n_1, n_2 are the group sizes and R_1 the rank sum of the reporting group; the reporting variable is the public ORCID iD and the impact metric the OpenAlex 2012-2025 h-index, so that the metric is independent of the variable and defined for the largest share of the roster (Section 3A). All indicators are computed twice: on the publications of 2012-2025 (the window of this chapter, reported in every table) and on the lifetime record (the exact 2012 design, reported in Section 5A.2 and in the companion workbook); for Google Scholar the profile's own lifetime h-index, i10-index and citation total are reported as well.

4B. Koukoutsidis (2022) ranking methodology

Let T_d be the set of TRS members of department d, $D_i(w)$ the set of documents of member i with publication year in window w, and c_e the citation count of document e at retrieval. The department's publication count is the size of the union of its members' documents, so that a paper co-authored by several members is counted once:

$$P_d(w) = |D_d(w)|, \qquad D_d(w) = \bigcup_{i \in T_d} D_i(w) \tag{5}$$

$$C_d(w) = \sum_{e \in D_d(w)} c_e \tag{6}$$

with $N_d = |T_d|$ counting every TRS member, including those without a matched profile (their absence is reported separately, not removed from the denominator). The three indicators of the 2022 study are

$$\text{papers per TRS}_d(w) = \frac{P_d(w)}{N_d} \tag{7}$$

$$\text{citations per TRS}_d(w) = \frac{C_d(w)}{N_d} \tag{8}$$

$$\text{citations per paper}_d(w) = \frac{C_d(w)}{P_d(w)} \quad (9)$$

Departments are ranked by Eq. 8 and, separately, by Eq. 9 within each university and within each area, because the two orderings diverge where co-authorship within the department is intense and where departments are small (Koukoutsidis, 2022) - both conditions endemic to clinical research. Self-citations are allowed. The window is w = 2012-2025 throughout.

4C. Individual extension and composite rank (common to both designs)

Design A is individual by construction, so its department statistics are moments of a distribution that we now report in full: every academic is ranked within department, within area and nation-wide on h, citations and publications of 2012-2025. Design B is extended with the same three scopes on the member's own 2012-2025 papers P_i(w), citations C_i(w) and lifetime h. For an academic with ranks r_1, ..., r_M on M indicators the composite rank is the harmonic mean of the individual ranks - the aggregation rule used by IDEAS/RePEc (Zimmermann, 2013):

$$\bar{r} = \frac{M}{\sum_{j=1}^{M} 1/r_j} \quad (10)$$

Composite ranks are computed separately for the design-A indicators and for the design-B indicators and reported side by side; they are never merged across designs.

5. Results

5A. Altanopoulou, Dontsidou & Tselios (2012) ranking methodology

5A.1 Design lineage and baseline availability

The methodological ancestor of design A is Altanopoulou, Dontsidou and Tselios (2012); the same group applied the design to the education departments (Tselios and Altanopoulou, 2011) and to 50 science and engineering departments (Pitsolanti, Papadopoulou and Tselios, 2018). None of those applications covered the medical and health-sciences departments, so no numerical design-A baseline exists for the departments of this chapter and no baseline table can be reproduced. Section 5A is therefore, to our knowledge, the first author-level bibliometric assessment of the complete tenured faculty of Greek medicine and the health sciences. The department-level design does have its own baseline - the 2022 Scopus study, whose medicine and health-sciences panel is reproduced and compared in Section 5B.1 - so longitudinal comparison in this chapter runs through design B.

5A.2 Departments, publications 2012-2025

Medicine: 619 academics with a matched Google Scholar record of the 1647 TRS members in 7 departments. Mean h over the 2012-2025 publications ranges from 18.75 (Medicine (DUTH)) to 30.55 (Medicine (NKUA)); the area mean is 25.11, with 136.2 publications and 5,053.2 citations per evaluated academic. The three departments with the highest mean h are Medicine (NKUA) (30.55); Medicine (UoC) (24.41); Medicine (AUTH) (23.04); the highest citations per academic are found at Medicine (NKUA) (7,698.7); Medicine (UoC) (4,343.4); Medicine (AUTH) (3,829.6).

Table 4a. Medicine: Google Scholar indicators of academics, publications 2012-2025 (design A). Cells give mean (SD) [median]. Departments ordered by mean h.

Department (Univ.)	N	TRS	Publications mean (SD)	Citations mean (SD)	h mean (SD) [median]	Mean i10	Mean m
Medicine (NKUA)	238	551	186.2 (204.7)	7,698.7 (21,699.2)	30.6 (20.3) [27.0]	78.7	1.118
Medicine (UoC)	46	128	113.4 (83.0)	4,343.4 (7,537.6)	24.4 (11.7) [23.5]	48.1	1.035
Medicine (AUTH)	119	399	121.5 (117.7)	3,829.6 (6,616.9)	23.0 (13.1) [19.0]	48.7	0.976
Medicine (UTh)	71	162	92.3 (76.6)	3,426.4 (7,505.3)	21.3 (12.5) [18.0]	40.1	0.860
Medicine (UoI)	55	153	104.5 (109.4)	2,710.7 (3,357.5)	21.2 (12.4) [18.0]	42.6	0.876

Department (Univ.)	N	TRS	Publications mean (SD)	Citations mean (SD)	h mean (SD) [median]	Mean i10	Mean m
Medicine (UPatras)	50	131	98.1 (98.3)	2,780.1 (5,834.1)	19.6 (11.7) [16.5]	36.8	0.825
Medicine (DUTH)	40	123	78.7 (75.2)	2,718.7 (5,656.8)	18.8 (10.6) [17.0]	33.0	0.832

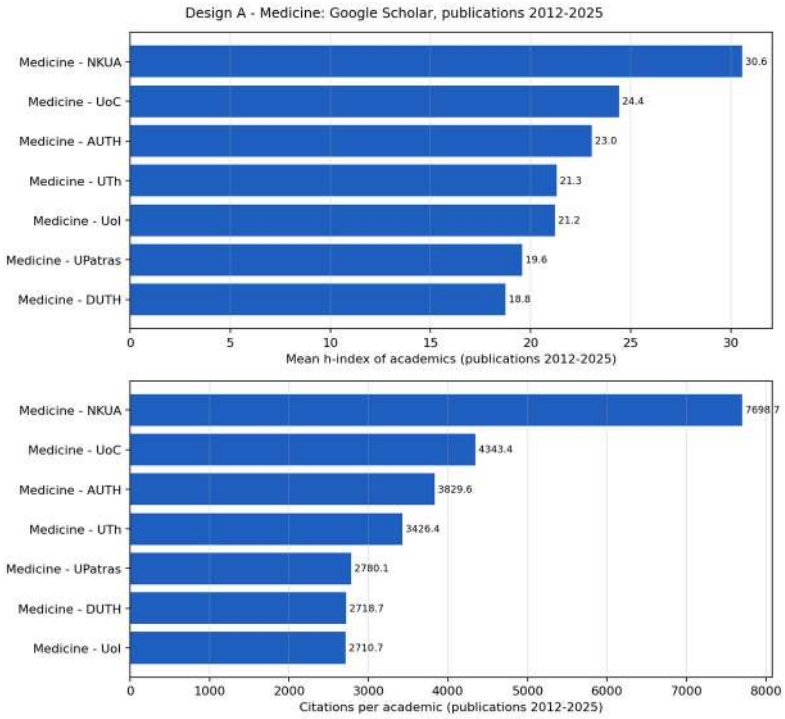

Figure 2. Medicine: mean h-index of academics (top) and citations per academic (bottom), Google Scholar publications 2012-2025, design A.

Dentistry: 61 academics with a matched Google Scholar record of the 113 TRS members in 2 departments. Mean h over the 2012-2025 publications ranges from 12.86 (Dentistry (NKUA)) to 16.27 (Dentistry (AUTH)); the area mean is 14.31, with 50.1 publications and 1,018.5 citations per evaluated academic. The three departments with the highest mean h are Dentistry (AUTH) (16.27); Dentistry (NKUA) (12.86); the highest citations per academic are found at Dentistry (AUTH) (1,289.2); Dentistry (NKUA) (817.5).

Table 4b. Dentistry: Google Scholar indicators of academics, publications 2012-2025 (design A). Cells give mean (SD) [median]. Departments ordered by mean h.

Department (Univ.)	N	TRS	Publications mean (SD)	Citations mean (SD)	h mean (SD) [median]	Mean i10	Mean m
Dentistry (AUTH)	26	47	65.6 (76.1)	1,289.2 (1,547.7)	16.3 (9.5) [13.0]	26.5	0.606
Dentistry (NKUA)	35	66	38.6 (30.7)	817.5 (887.4)	12.9 (8.0) [13.0]	17.6	0.581

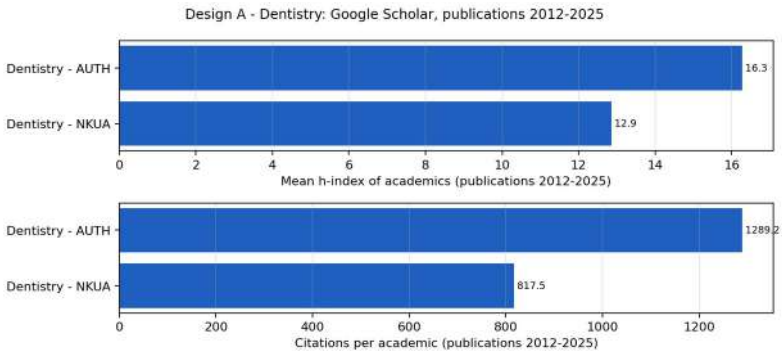

Figure 3. Dentistry: mean h-index of academics (top) and citations per academic (bottom), Google Scholar publications 2012-2025, design A.

Pharmacy: 31 academics with a matched Google Scholar record of the 80 TRS members in 3 departments. Mean h over the 2012-2025 publications ranges from 18.60 (Pharmacy (UPatras)) to 26.67 (Pharmacy (AUTH)); the area mean is 21.00, with 70.3 publications and 1,905.5 citations per evaluated academic. The three departments with the highest mean h are Pharmacy (AUTH) (26.67); Pharmacy (NKUA) (18.71); Pharmacy (UPatras) (18.60); the highest citations per academic are found at Pharmacy (AUTH) (2,567.1); Pharmacy (UPatras) (1,735.4); Pharmacy (NKUA) (1,605.3).

Table 4c. Pharmacy: Google Scholar indicators of academics, publications 2012-2025 (design A). Cells give mean (SD) [median]. Departments ordered by mean h.

Department (Univ.)	N	TRS	Publications mean (SD)	Citations mean (SD)	h mean (SD) [median]	Mean i10	Mean m
Pharmacy (AUTH)	9	19	93.3 (51.3)	2,567.1 (1,874.5)	26.7 (10.2) [30.0]	53.8	1.096
Pharmacy (NKUA)	17	36	61.8 (42.2)	1,605.3 (1,552.2)	18.7 (9.0) [16.0]	31.8	0.674
Pharmacy (UPatras)	5	25	57.4 (54.3)	1,735.4 (2,249.9)	18.6 (13.9) [12.0]	29.4	0.633

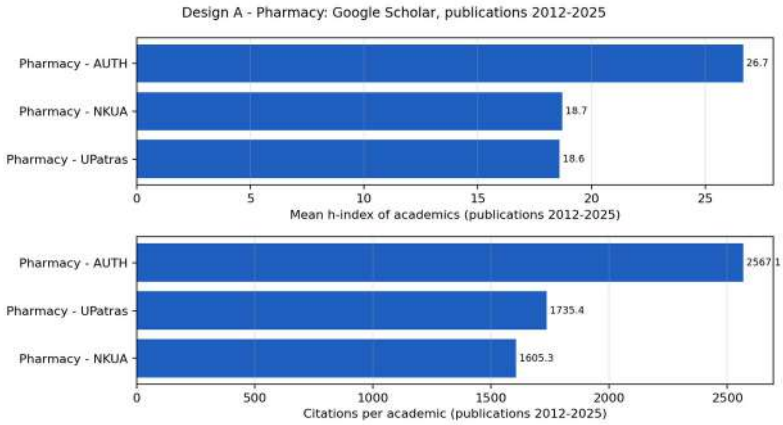

Figure 4. Pharmacy: mean h-index of academics (top) and citations per academic (bottom), Google Scholar publications 2012-2025, design A.

Nursing: 79 academics with a matched Google Scholar record of the 151 TRS members in 8 departments. Mean h over the 2012-2025 publications ranges from 9.80 (Nursing (IHU)) to 24.22 (Nursing (UTh)); the area mean is 15.67, with 86.9 publications and 1,447.9 citations per evaluated academic. The three departments with the highest mean h are Nursing (UTh) (24.22); Nursing (UoP) (18.67); Nursing (NKUA) (16.67); the highest citations per academic are found at Nursing (UTh) (3,205.1); Nursing (UoP) (2,054.7); Nursing (NKUA) (1,599.9).

Table 4d. Nursing: Google Scholar indicators of academics, publications 2012-2025 (design A). Cells give mean (SD) [median]. Departments ordered by mean h.

Department (Univ.)	N	TRS	Publications mean (SD)	Citations mean (SD)	h mean (SD) [median]	Mean i10	Mean m
Nursing (UTh)	9	15	160.0 (82.1)	3,205.1 (3,306.6)	24.2 (12.7) [21.0]	52.3	1.275

Department (Univ.)	N	TRS	Publications mean (SD)	Citations mean (SD)	h mean (SD) [median]	Mean i10	Mean m
Nursing (UoP)	3	13	129.0 (140.5)	2,054.7 (2,770.3)	18.7 (15.1) [12.0]	40.3	0.773
Nursing (NKUA)	15	32	86.6 (119.3)	1,599.9 (2,594.2)	16.7 (10.8) [15.0]	28.9	0.706
Nursing (HMU)	4	13	88.2 (33.9)	1,251.8 (1,200.4)	15.8 (6.3) [13.5]	22.5	1.020
Nursing (UPatras)	9	11	56.7 (38.7)	1,102.8 (1,539.0)	15.4 (9.1) [15.0]	19.9	0.683
Nursing (UNIWA)	29	35	84.5 (53.0)	973.2 (770.4)	14.1 (6.0) [13.0]	19.0	0.622
Nursing (UoI)	5	12	37.8 (30.9)	895.4 (1,226.4)	11.0 (7.5) [11.0]	15.4	0.450
Nursing (IHU)	5	20	46.8 (37.0)	1,548.8 (2,856.1)	9.8 (4.3) [9.0]	11.6	0.505

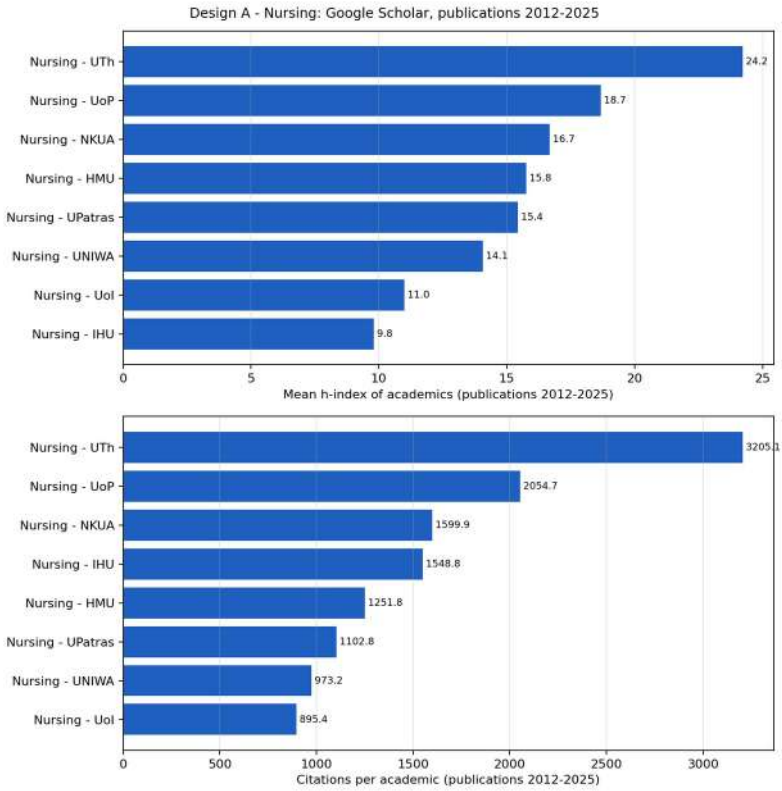

Figure 5. Nursing: mean h-index of academics (top) and citations per academic (bottom), Google Scholar publications 2012-2025, design A.

Nutrition and dietetics: 30 academics with a matched Google Scholar record of the 66 TRS members in 5 departments. Mean h over the 2012-2025 publications ranges from 16.75 (Dietetics and Nutrition (UTh)) to 31.73 (Nutrition and Dietetics (HUA)); the area mean is 25.53, with 102.9 publications and 7,030.3 citations per evaluated academic. The three departments with the highest mean h are Nutrition and Dietetics (HUA) (31.73); Nutritional Sciences and Dietetics (IHU) (29.50); Nutrition and Dietetics Sciences (HMU) (21.50); the highest citations per academic are found at Nutrition and Dietetics (HUA) (12,864.7); Nutritional Sciences and Dietetics (IHU) (5,574.3); Nutritional Science and Dietetics (UoP) (3,720.0).

Table 4e. Nutrition and dietetics: Google Scholar indicators of academics, publications 2012-2025 (design A). Cells give mean (SD) [median]. Departments ordered by mean h.

Department (Univ.)	N	TRS	Publications mean (SD)	Citations mean (SD)	h mean (SD) [median]	Mean i10	Mean m
Nutrition and Dietetics (HUA)	11	23	145.3 (160.1)	12,864.7 (23,967.9)	31.7 (25.7) [26.0]	74.5	1.176
Nutritional Sciences and Dietetics (IHU)	6	16	137.5 (174.7)	5,574.3 (7,669.6)	29.5 (22.1) [19.0]	78.3	1.284
Nutrition and Dietetics Sciences (HMU)	2	9	54.5 (61.5)	1,976.0 (2,486.2)	21.5 (21.9) [21.5]	30.5	1.154
Nutritional Science and Dietetics (UoP)	7	9	47.3 (27.4)	3,720.0 (7,109.6)	18.6 (7.8) [15.0]	27.0	0.909
Dietetics and Nutrition (UTh)	4	9	56.2 (11.5)	1,489.5 (729.7)	16.8 (4.6) [17.0]	25.2	0.840

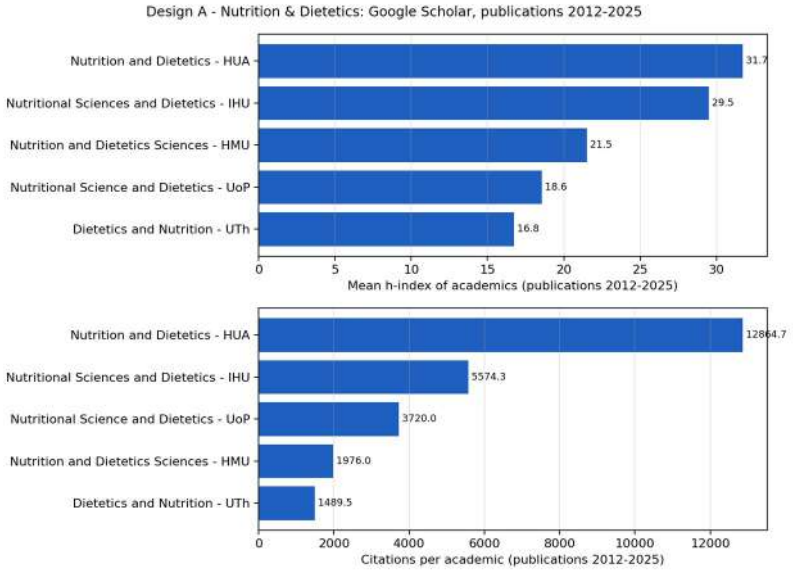

Figure 6. Nutrition and dietetics: mean h-index of academics (top) and citations per academic (bottom), Google Scholar publications 2012-2025, design A.

Physiotherapy: 34 academics with a matched Google Scholar record of the 62 TRS members in 5 departments. Mean h over the 2012-2025 publications ranges from 5.00 (Physiotherapy (IHU)) to 16.00 (Physiotherapy (UoP)); the area mean is 12.21, with 58.0 publications and 760.1 citations per evaluated academic. The three departments with the highest mean h are Physiotherapy (UoP) (16.00); Physiotherapy (UNIWA) (12.25); Physiotherapy (UPatras) (11.60); the highest citations per academic are found at Physiotherapy (UoP) (1,167.5); Physiotherapy (UPatras) (791.8); Physiotherapy (UTh) (701.3).

Table 4f. Physiotherapy: Google Scholar indicators of academics, publications 2012-2025 (design A). Cells give mean (SD) [median]. Departments ordered by mean h.

Department (Univ.)	N	TRS	Publications mean (SD)	Citations mean (SD)	h mean (SD) [median]	Mean i10	Mean m
Physiotherapy (UoP)	6	10	72.2 (40.7)	1,167.5 (913.5)	16.0 (5.1) [13.5]	24.3	0.897
Physiotherapy (UNIWA)	12	17	57.5 (41.1)	698.4 (444.8)	12.2 (4.7) [12.5]	16.2	0.571
Physiotherapy (UPatras)	5	14	59.2 (54.1)	791.8 (739.8)	11.6 (8.3) [11.0]	19.0	0.729
Physiotherapy (UTh)	9	14	57.4 (31.8)	701.3 (715.9)	11.6 (7.6) [8.0]	15.8	0.491
Physiotherapy (IHU)	2	7	17.5 (2.1)	94.0 (36.8)	5.0 (1.4) [5.0]	2.5	0.336

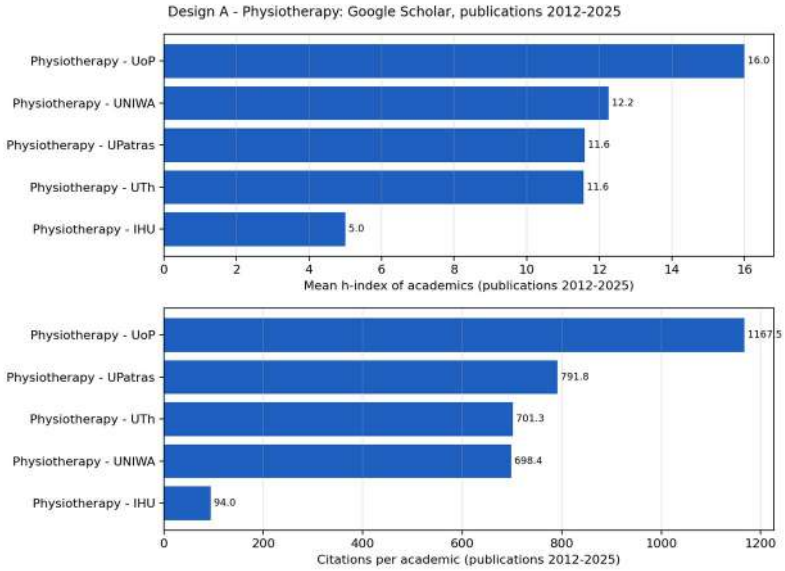

Figure 7. Physiotherapy: mean h-index of academics (top) and citations per academic (bottom), Google Scholar publications 2012-2025, design A.

Public and one health: 16 academics with a matched Google Scholar record of the 45 TRS members in 3 departments. Mean h over the 2012-2025 publications ranges from 13.60 (Public and One Health (UTh)) to 15.38 (Public Health Policies (UNIWA)); the area mean is 14.57, with 70.4 publications and 1,661.1 citations per evaluated academic. The three departments with the highest mean h are Public Health Policies (UNIWA) (15.38); Public and Community Health (UNIWA) (14.00); Public and One Health (UTh) (13.60); the highest citations per academic are found at Public Health Policies (UNIWA) (2,153.9); Public and Community Health (UNIWA) (1,634.7); Public and One Health (UTh) (888.4).

Table 4g. Public and one health: Google Scholar indicators of academics, publications 2012-2025 (design A). Cells give mean (SD) [median]. Departments ordered by mean h.

Department (Univ.)	N	TRS	Publications mean (SD)	Citations mean (SD)	h mean (SD) [median]	Mean i10	Mean m
Public Health Policies (UNIWA)	8	20	76.8 (70.3)	2,153.9 (2,896.0)	15.4 (8.3) [13.5]	24.6	0.542
Public and Community Health (UNIWA)	3	14	57.3 (79.4)	1,634.7 (2,523.2)	14.0 (17.3) [4.0]	25.0	0.462
Public and One Health (UTh)	5	11	68.2 (45.0)	888.4 (814.8)	13.6 (6.5) [13.0]	24.0	0.849

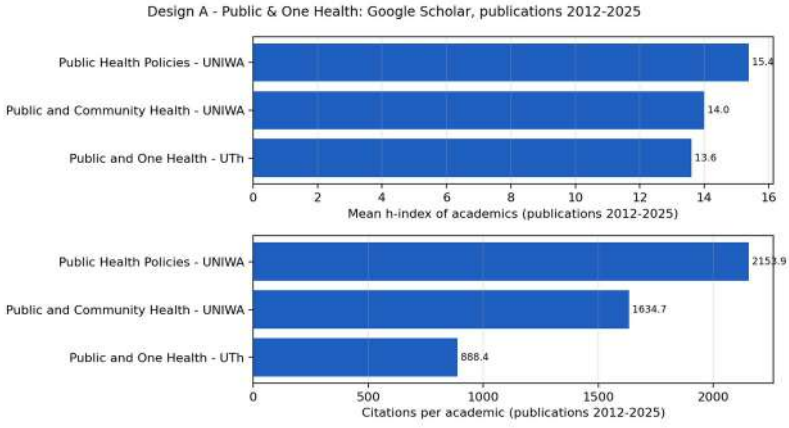

Figure 8. Public and one health: mean h-index of academics (top) and citations per academic (bottom), Google Scholar publications 2012-2025, design A.

Biomedical sciences: 19 academics with a matched Google Scholar record of the 57 TRS members in 2 departments. Mean h over the 2012-2025 publications ranges from 8.50 (Biomedical Sciences (IHU)) to 11.47 (Biomedical Sciences (UNIWA)); the area mean is 10.84, with 48.8 publications and 1,855.6 citations per evaluated academic. The three departments with the highest mean h are Biomedical Sciences

(UNIWA) (11.47); Biomedical Sciences (IHU) (8.50); the highest citations per academic are found at Biomedical Sciences (UNIWA) (2,252.6); Biomedical Sciences (IHU) (367.0).

Table 4h. Biomedical sciences: Google Scholar indicators of academics, publications 2012-2025 (design A). Cells give mean (SD) [median]. Departments ordered by mean h.

Department (Univ.)	N	TRS	Publications mean (SD)	Citations mean (SD)	h mean (SD) [median]	Mean i10	Mean m
Biomedical Sciences (UNIWA)	15	40	53.7 (44.6)	2,252.6 (6,804.1)	11.5 (9.7) [8.0]	15.4	0.551
Biomedical Sciences (IHU)	4	17	30.8 (26.7)	367.0 (460.4)	8.5 (8.1) [6.5]	10.0	0.412

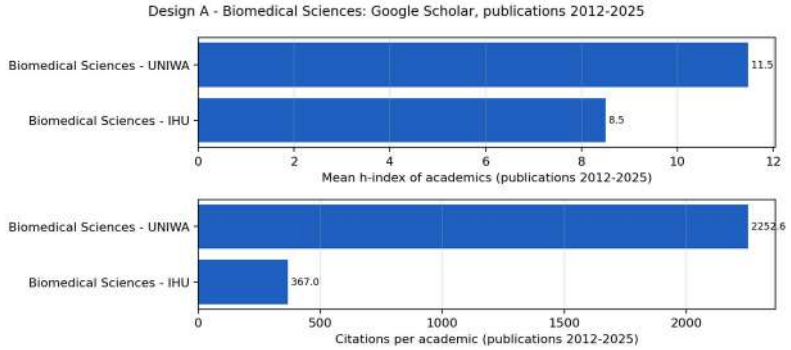

Figure 9. Biomedical sciences: mean h-index of academics (top) and citations per academic (bottom), Google Scholar publications 2012-2025, design A.

Midwifery: 16 academics with a matched Google Scholar record of the 37 TRS members in 3 departments. Mean h over the 2012-2025 publications ranges from 10.80 (Midwifery (UoWM)) to 13.22 (Midwifery (UNIWA)); the area mean is 12.19, with 68.1 publications and 647.6 citations per evaluated academic. The three departments with the highest mean h are Midwifery (UNIWA) (13.22); Midwifery (IHU) (11.00); Midwifery (UoWM) (10.80); the highest citations per academic are found at Midwifery (UNIWA) (746.9); Midwifery (UoWM) (546.6); Midwifery (IHU) (453.5).

Table 4i. Midwifery: Google Scholar indicators of academics, publications 2012-2025 (design A). Cells give mean (SD) [median]. Departments ordered by mean h.

Department (Univ.)	N	TRS	Publications mean (SD)	Citations mean (SD)	h mean (SD) [median]	Mean i10	Mean m
Midwifery (UNIWA)	9	19	82.3 (48.1)	746.9 (543.4)	13.2 (5.0) [11.0]	19.3	0.778
Midwifery (IHU)	2	7	31.5 (9.2)	453.5 (280.7)	11.0 (4.2) [11.0]	13.0	0.567
Midwifery (UoWM)	5	11	57.0 (51.8)	546.6 (501.0)	10.8 (8.4) [11.0]	17.2	0.912

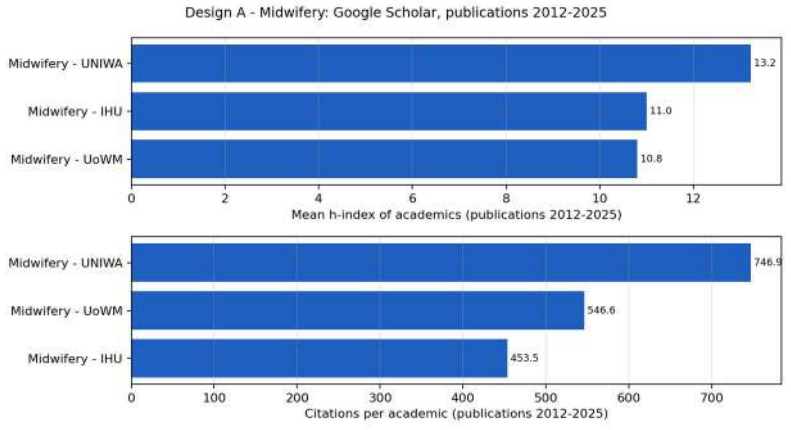

Figure 10. Midwifery: mean h-index of academics (top) and citations per academic (bottom), Google Scholar publications 2012-2025, design A.

Occupational therapy: 3 academics with a matched Google Scholar record of the 11 TRS members in 2 departments. Mean h over the 2012-2025 publications ranges from 10.00 (Occupational Therapy (UNIWA)) to 10.00 (Occupational Therapy (UNIWA)); the area mean is 10.00, with 44.3 publications and

423.0 citations per evaluated academic. The three departments with the highest mean h are Occupational Therapy (UNIWA) (10.00); the highest citations per academic are found at Occupational Therapy (UNIWA) (423.0).

Table 4j. Occupational therapy: Google Scholar indicators of academics, publications 2012-2025 (design A). Cells give mean (SD) [median]. Departments ordered by mean h.

Department (Univ.)	N	TRS	Publications mean (SD)	Citations mean (SD)	h mean (SD) [median]	Mean i10	Mean m
Occupational Therapy (UNIWA)	3	8	44.3 (14.2)	423.0 (285.0)	10.0 (4.0) [10.0]	11.7	0.761
Occupational Therapy (UoWM)	0	3	- (-)	- (-)	- (-) [-]	-	-

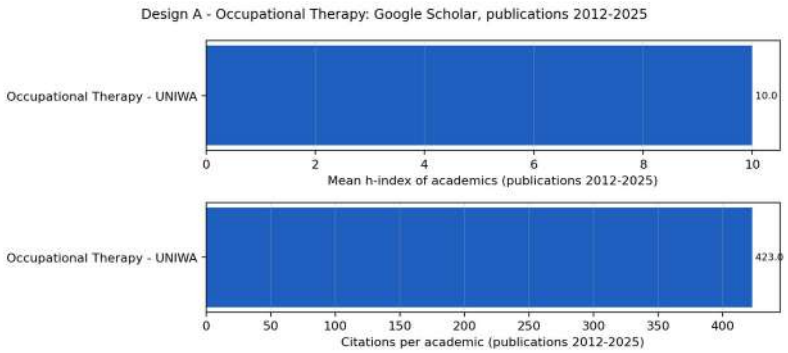

Figure 11. Occupational therapy: mean h-index of academics (top) and citations per academic (bottom), Google Scholar publications 2012-2025, design A.

Speech and language therapy: 7 academics with a matched Google Scholar record of the 17 TRS members in 2 departments. Mean h over the 2012-2025 publications ranges from 11.00 (Speech and Language Therapy (UPatras)) to 12.00 (Speech and Language Therapy (UoP)); the area mean is 11.57, with 48.7 publications and 712.3 citations per evaluated academic. The three departments with the highest mean h are Speech and Language Therapy (UoP) (12.00); Speech and Language Therapy (UPatras) (11.00); the highest citations per academic are found at Speech and Language Therapy (UoP) (782.2); Speech and Language Therapy (UPatras) (619.0).

Table 4k. Speech and language therapy: Google Scholar indicators of academics, publications 2012-2025 (design A). Cells give mean (SD) [median]. Departments ordered by mean h.

Department (Univ.)	N	TRS	Publications mean (SD)	Citations mean (SD)	h mean (SD) [median]	Mean i10	Mean m
Speech and Language Therapy (UoP)	4	9	64.8 (74.3)	782.2 (983.4)	12.0 (7.3) [11.5]	20.0	0.648
Speech and Language Therapy (UPatras)	3	8	27.3 (15.3)	619.0 (812.2)	11.0 (7.0) [8.0]	10.7	0.450

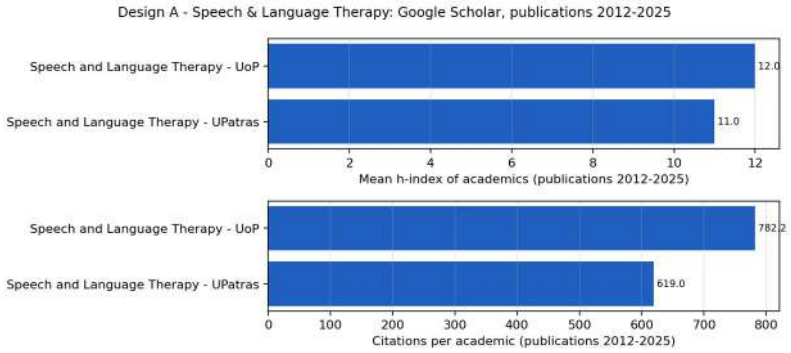

Figure 12. Speech and language therapy: mean h-index of academics (top) and citations per academic (bottom), Google Scholar publications 2012-2025, design A.

Table 4l. Medicine: Google Scholar lifetime indicators of academics (the exact 2012 design, all years to 29 August 2026). Cells give mean (SD) [median]. Departments ordered by mean lifetime h.

Department (Univ.)	N	Publications mean (SD)	Citations mean (SD)	h mean (SD) [median]	Mean i10
Medicine (NKUA)	238	268.6 (297.0)	11,368.7 (29,932.5)	39.2 (25.4) [34.0]	113.9

Department (Univ.)	N	Publications mean (SD)	Citations mean (SD)	h mean (SD) [median]	Mean i10
Medicine (UoC)	46	171.0 (141.5)	7,030.0 (11,473.9)	34.1 (19.0) [30.0]	75.2
Medicine (UoI)	55	163.9 (174.6)	4,834.3 (5,842.4)	29.4 (17.8) [24.0]	70.6
Medicine (AUTH)	119	160.9 (149.0)	4,878.4 (7,319.8)	27.5 (14.8) [24.0]	62.5
Medicine (UTh)	71	132.7 (111.3)	4,952.9 (8,307.5)	27.3 (16.0) [24.0]	57.9
Medicine (UPatras)	50	144.6 (157.6)	4,161.6 (6,853.3)	25.4 (14.9) [21.5]	54.3
Medicine (DUTH)	40	119.7 (95.9)	3,859.3 (5,995.9)	24.9 (12.5) [23.5]	51.5

Table 4m. Dentistry: Google Scholar lifetime indicators of academics (the exact 2012 design, all years to 29 August 2026). Cells give mean (SD) [median]. Departments ordered by mean lifetime h.

Department (Univ.)	N	Publications mean (SD)	Citations mean (SD)	h mean (SD) [median]	Mean i10
Dentistry (AUTH)	26	101.0 (125.9)	2,261.1 (3,074.0)	21.1 (13.2) [17.5]	40.5
Dentistry (NKUA)	35	55.8 (46.8)	1,490.5 (1,844.7)	16.8 (11.7) [15.0]	25.9

Table 4n. Pharmacy: Google Scholar lifetime indicators of academics (the exact 2012 design, all years to 29 August 2026). Cells give mean (SD) [median]. Departments ordered by mean lifetime h.

Department (Univ.)	N	Publications mean (SD)	Citations mean (SD)	h mean (SD) [median]	Mean i10
Pharmacy (AUTH)	9	123.3 (70.7)	3,798.6 (2,535.3)	32.1 (12.2) [34.0]	70.7
Pharmacy (NKUA)	17	115.5 (87.7)	4,362.8 (5,072.5)	30.1 (17.7) [25.0]	62.9
Pharmacy (UPatras)	5	106.6 (82.6)	2,942.0 (2,829.6)	27.0 (14.4) [19.0]	54.4

Table 4o. Nursing: Google Scholar lifetime indicators of academics (the exact 2012 design, all years to 29 August 2026). Cells give mean (SD) [median]. Departments ordered by mean lifetime h.

Department (Univ.)	N	Publications mean (SD)	Citations mean (SD)	h mean (SD) [median]	Mean i10
Nursing (UTh)	9	193.6 (90.8)	3,364.2 (3,323.7)	25.2 (12.3) [21.0]	55.7
Nursing (UoP)	3	151.0 (158.2)	2,356.3 (2,918.0)	21.7 (15.0) [14.0]	46.0
Nursing (NKUA)	15	115.2 (140.6)	2,167.3 (2,948.2)	19.9 (12.1) [17.0]	37.9
Nursing (UPatras)	9	84.9 (63.4)	1,807.8 (2,698.0)	18.7 (12.6) [15.0]	28.8
Nursing (UoI)	5	66.8 (42.5)	1,623.8 (1,750.6)	17.8 (9.2) [16.0]	29.4
Nursing (HMU)	4	101.0 (41.8)	1,257.0 (1,196.5)	15.8 (6.3) [13.5]	22.5
Nursing (UNIWA)	29	101.5 (59.1)	1,133.3 (789.6)	15.2 (6.0) [14.0]	21.6
Nursing (IHU)	5	59.8 (48.7)	1,733.6 (2,949.1)	11.4 (4.9) [10.0]	15.0

Table 4p. Nutrition and dietetics: Google Scholar lifetime indicators of academics (the exact 2012 design, all years to 29 August 2026). Cells give mean (SD) [median]. Departments ordered by mean lifetime h.

Department (Univ.)	N	Publications mean (SD)	Citations mean (SD)	h mean (SD) [median]	Mean i10
Nutrition and Dietetics (HUA)	11	218.1 (225.0)	16,995.7 (27,550.1)	42.8 (29.6) [41.0]	112.4
Nutritional Sciences and Dietetics (IHU)	6	181.3 (196.3)	6,477.8 (8,070.1)	33.0 (21.8) [25.0]	98.2
Nutrition and Dietetics Sciences (HMU)	2	70.5 (84.2)	2,295.0 (2,937.3)	23.0 (24.0) [23.0]	34.5
Nutritional Science and Dietetics (UoP)	7	63.3 (44.4)	4,094.6 (7,124.6)	21.3 (8.6) [21.0]	33.0
Dietetics and Nutrition (UTh)	4	63.5 (12.5)	1,906.8 (1,139.1)	18.2 (3.8) [19.0]	28.8

Table 4q. Physiotherapy: Google Scholar lifetime indicators of academics (the exact 2012 design, all years to 29 August 2026). Cells give mean (SD) [median]. Departments ordered by mean lifetime h.

Department (Univ.)	N	Publications mean (SD)	Citations mean (SD)	h mean (SD) [median]	Mean i10
Physiotherapy (UoP)	6	80.7 (44.4)	1,436.5 (1,207.1)	16.8 (5.3) [14.5]	26.0
Physiotherapy (UNIWA)	12	71.8 (47.5)	1,115.8 (929.2)	14.5 (5.9) [14.0]	20.9
Physiotherapy (UTh)	9	75.7 (39.8)	1,129.2 (1,316.3)	14.2 (9.8) [9.0]	19.6
Physiotherapy (UPatras)	5	65.6 (55.3)	1,045.0 (1,099.8)	12.2 (8.8) [12.0]	20.0
Physiotherapy (IHU)	2	22.0 (5.7)	98.0 (42.4)	5.0 (1.4) [5.0]	2.5

Table 4r. Public and one health: Google Scholar lifetime indicators of academics (the exact 2012 design, all years to 29 August 2026). Cells give mean (SD) [median]. Departments ordered by mean lifetime h.

Department (Univ.)	N	Publications mean (SD)	Citations mean (SD)	h mean (SD) [median]	Mean i10
Public Health Policies (UNIWA)	8	109.5 (98.1)	3,393.2 (4,559.2)	20.4 (11.3) [18.5]	37.6
Public and Community Health (UNIWA)	3	86.7 (109.3)	2,832.0 (3,991.0)	19.3 (21.6) [10.0]	37.0
Public and One Health (UTh)	5	79.0 (56.2)	1,013.6 (1,068.0)	14.8 (7.8) [13.0]	26.8

Table 4s. Biomedical sciences: Google Scholar lifetime indicators of academics (the exact 2012 design, all years to 29 August 2026). Cells give mean (SD) [median]. Departments ordered by mean lifetime h.

Department (Univ.)	N	Publications mean (SD)	Citations mean (SD)	h mean (SD) [median]	Mean i10
Biomedical Sciences (UNIWA)	15	69.9 (53.6)	2,452.3 (6,910.8)	13.7 (10.5) [8.0]	19.5
Biomedical Sciences (IHU)	4	44.8 (24.7)	622.0 (416.6)	10.8 (6.9) [8.0]	13.0

Table 4t. Midwifery: Google Scholar lifetime indicators of academics (the exact 2012 design, all years to 29 August 2026). Cells give mean (SD) [median]. Departments ordered by mean lifetime h.

Department (Univ.)	N	Publications mean (SD)	Citations mean (SD)	h mean (SD) [median]	Mean i10
Midwifery (IHU)	2	67.5 (57.3)	1,283.5 (1,451.7)	16.5 (12.0) [16.5]	27.5
Midwifery (UNIWA)	9	97.2 (55.0)	900.1 (683.8)	14.3 (6.3) [13.0]	22.0
Midwifery (UoWM)	5	69.0 (61.9)	736.4 (523.6)	12.2 (7.8) [11.0]	19.6

Table 4u. Occupational therapy: Google Scholar lifetime indicators of academics (the exact 2012 design, all years to 29 August 2026). Cells give mean (SD) [median]. Departments ordered by mean lifetime h.

Department (Univ.)	N	Publications mean (SD)	Citations mean (SD)	h mean (SD) [median]	Mean i10
Occupational Therapy (UNIWA)	3	54.3 (19.5)	428.0 (281.2)	10.0 (4.0) [10.0]	11.7
Occupational Therapy (UoWM)	0	- (-)	- (-)	- (-) [-]	-

Table 4v. Speech and language therapy: Google Scholar lifetime indicators of academics (the exact 2012 design, all years to 29 August 2026). Cells give mean (SD) [median]. Departments ordered by mean lifetime h.

Department (Univ.)	N	Publications mean (SD)	Citations mean (SD)	h mean (SD) [median]	Mean i10
Speech and Language Therapy (UoP)	4	106.0 (146.3)	1,285.2 (1,971.6)	15.0 (12.7) [11.5]	33.2
Speech and Language Therapy (UPatras)	3	45.0 (34.1)	765.0 (1,007.2)	12.3 (8.5) [9.0]	14.7

N = academics with a public Google Scholar profile; TRS = tenured members on the roster, including those without a profile. m = h divided by years since first recorded publication (Eq. 2). Quartiles, minima and maxima of every metric are in the companion workbook (sheet 'dept_stats').

5A.3 Academic grade

Table 5a aggregates by grade, as in the 2012 study: in Medicine the mean 2012-2025 h of professors is 30.68 against 20.44 for associate and assistant professors; in Dentistry the mean 2012-2025 h of professors is 20.53 against 12.28 for associate and assistant professors; in Pharmacy the mean 2012-2025 h of professors is 22.60 against 19.50 for associate and assistant professors; in Nursing the mean 2012-2025 h of professors is 17.62 against 14.54 for associate and assistant professors; in Nutrition and dietetics the mean 2012-2025 h of professors is 28.22 against 21.50 for associate and assistant professors; in Physiotherapy the mean 2012-2025 h of professors is 12.44 against 12.12 for associate and assistant professors; in Public and one health the mean 2012-2025 h of professors is 23.80 against 11.00 for associate and assistant professors; in Biomedical sciences the mean 2012-2025 h of professors is 11.56 against 12.00 for associate and assistant professors; in Midwifery the mean 2012-2025 h of professors is 16.50 against 10.75 for associate and assistant professors; in Speech and language therapy the mean 2012-2025 h of professors is 13.50 against 10.80 for associate and assistant professors.

Table 5a. Indicators by academic grade and area, publications 2012-2025 (design A, Google Scholar).

Area	Grade	N	Pubs/academic	Cites/academic	Mean h	Median h
MED	Associate/Assistant professor	331	97.5	2,708	20.4	18.0
MED	Lecturer	3	69.7	835	12.3	12.0
MED	Professor	285	181.9	7,822	30.7	27.0
DENT	Associate/Assistant professor	46	43.1	772	12.3	11.0
DENT	Professor	15	71.7	1,774	20.5	22.0
PHARM	Associate/Assistant professor	16	59.1	1,579	19.5	15.5
PHARM	Professor	15	82.2	2,253	22.6	23.0
NURS	Associate/Assistant professor	50	83.0	1,243	14.5	12.0
NURS	Professor	29	93.5	1,801	17.6	15.0
NUTR	Associate/Assistant professor	12	65.6	6,998	21.5	19.0
NUTR	Professor	18	127.8	7,052	28.2	22.5
PHYSIO	Associate/Assistant professor	25	58.4	774	12.1	12.0
PHYSIO	Professor	9	56.8	721	12.4	14.0
PUBH	Associate/Assistant professor	10	46.6	992	11.0	12.5
PUBH	Lecturer	1	11.0	253	4.0	4.0
PUBH	Professor	5	130.0	3,280	23.8	21.0
BIOMED	Associate/Assistant professor	7	53.6	829	12.0	9.0
BIOMED	Lecturer	3	25.3	119	6.0	6.0
BIOMED	Professor	9	53.0	3,233	11.6	7.0
MIDW	Associate/Assistant professor	12	59.3	546	10.8	11.0
MIDW	Professor	4	94.2	952	16.5	17.0
OT	Associate/Assistant professor	3	44.3	423	10.0	10.0

Area	Grade	N	Pubs/academic	Cites/academic	Mean h	Median h
SLT	Associate/Assistant professor	5	54.6	649	10.8	9.0
SLT	Professor	2	34.0	870	13.5	13.5

Table 5b aggregates the same indicators at university level - the unit of the 2022 funding regulation - over every evaluated member of the university's medical and health-sciences departments, and Table 5c gives the full distribution of the member-level metrics by area and nation-wide, so that the departmental means of Table 4 can be read against the quartiles of the individual values.

Table 5b. Indicators by university, over all evaluated members of the university's medicine and health-sciences departments, publications 2012-2025 (Google Scholar). Ordered by mean h 2012-2025.

University	Depts	TRS	N	Pubs 2012-25	Cites 2012-25	h 2012-25 (SD) [median]	i10
HUA	1	23	11	145.3 (160.1)	12,865 (23,968)	31.7 (25.7) [26.0]	74.5
NKUA	4	685	305	157.4 (191.2)	6,269 (19,363)	27.2 (19.5) [24.0]	66.6
UoC	1	128	46	113.4 (83.0)	4,343 (7,538)	24.4 (11.7) [23.5]	48.1
AUTH	3	465	154	110.4 (110.6)	3,327 (5,940)	22.1 (12.6) [19.0]	45.3
All	42	2286	915	114.9 (136.6)	4,020 (12,414)	22.1 (15.5) [19.0]	46.9
UoI	2	165	60	99.0 (106.6)	2,559 (3,267)	20.4 (12.4) [17.0]	40.4
UTh	5	211	98	92.6 (74.7)	2,947 (6,526)	20.1 (12.0) [18.0]	37.5
DUTH	1	123	40	78.7 (75.2)	2,719 (5,657)	18.8 (10.6) [17.0]	33.0
UPatras	5	189	72	84.4 (87.4)	2,270 (4,974)	18.1 (11.3) [15.0]	31.8
HMU	2	22	6	77.0 (41.8)	1,493 (1,497)	17.7 (11.3) [13.5]	25.2
UoP	4	41	20	70.5 (66.1)	2,117 (4,330)	16.5 (8.1) [13.5]	26.8
IHU	5	67	19	67.4 (106.7)	2,303 (4,865)	15.4 (15.9) [10.0]	31.5
UNIWA	7	153	79	71.0 (51.6)	1,272 (3,148)	13.2 (7.2) [12.0]	18.5
UoWM	2	14	5	57.0 (51.8)	547 (501)	10.8 (8.4) [11.0]	17.2

Table 5c. Distribution of the member-level metrics (Google Scholar, publications 2012-2025), by area and nation-wide.

Area	Metric	N	Mean	SD	Median	Q1	Q3	Min	Max
MED	h 2012-2025	619	25.1	16.4	22.0	15.0	32.0	1	161
MED	i10 2012-2025	619	56.7	72.5	37.0	19.0	68.0	0	840
MED	citations 2012-2025	619	5,053.2	14,482.3	1,943.0	884.0	4,237.0	8	271,724
MED	publications 2012-2025	619	136.2	154.1	91.0	48.5	162.5	3	1,218
MED	h lifetime	619	32.3	20.9	28.0	19.0	40.5	2	189
MED	i10 lifetime	619	82.0	105.1	53.0	28.0	96.0	1	1,383
MED	citations lifetime	619	7,414.6	19,759.5	3,176.0	1,498.5	7,110.5	20	372,783
MED	publications lifetime	619	196.1	222.7	129.0	74.0	223.0	5	1,598
DENT	h 2012-2025	61	14.3	8.8	13.0	8.0	17.0	1	43
DENT	i10 2012-2025	61	21.4	22.1	15.0	8.0	24.0	1	127
DENT	citations 2012-2025	61	1,018.5	1,224.6	597.0	252.0	1,358.0	29	7,384
DENT	publications 2012-2025	61	50.1	55.9	35.0	21.0	63.0	1	401
DENT	h lifetime	61	18.6	12.4	15.0	11.0	24.0	3	63
DENT	i10 lifetime	61	32.1	37.6	20.0	11.0	37.0	2	240
DENT	citations lifetime	61	1,818.9	2,452.2	1,017.0	513.0	2,004.0	48	15,155
DENT	publications lifetime	61	75.1	91.4	47.0	34.0	93.0	5	665
PHARM	h 2012-2025	31	21.0	10.5	17.0	14.0	30.0	1	45
PHARM	i10 2012-2025	31	37.8	28.7	25.0	16.5	62.0	0	125
PHARM	citations 2012-2025	31	1,905.5	1,756.1	1,169.0	790.5	2,881.0	1	6,648
PHARM	publications 2012-2025	31	70.3	47.7	57.0	32.5	105.5	2	189
PHARM	h lifetime	31	30.2	15.4	27.0	19.0	40.5	2	64
PHARM	i10 lifetime	31	63.8	47.0	51.0	24.5	95.0	0	162
PHARM	citations lifetime	31	3,969.8	4,096.0	2,445.0	1,092.5	4,824.0	5	17,193
PHARM	publications lifetime	31	116.3	79.9	91.0	54.5	181.0	5	319
NURS	h 2012-2025	79	15.7	9.2	13.0	10.0	19.5	3	52
NURS	i10 2012-2025	79	25.1	27.3	16.0	10.5	30.0	1	168
NURS	citations 2012-2025	79	1,447.9	2,006.9	696.0	367.5	1,663.0	45	10,769
NURS	publications 2012-2025	79	86.9	78.3	65.0	37.0	106.5	9	504
NURS	h lifetime	79	17.8	9.9	15.0	12.0	21.0	4	58
NURS	i10 lifetime	79	30.5	30.4	20.0	14.0	36.0	1	192
NURS	citations lifetime	79	1,782.3	2,245.6	970.0	540.5	1,988.5	50	12,237
NURS	publications lifetime	79	109.7	90.8	84.0	51.0	136.0	15	603
NUTR	h 2012-2025	30	25.5	19.6	19.0	13.5	29.8	6	97
NUTR	i10 2012-2025	30	54.7	77.6	29.0	16.5	50.5	5	345
NUTR	citations 2012-2025	30	7,030.3	15,522.5	1,773.5	629.8	3,529.2	198	71,814
NUTR	publications 2012-2025	30	102.9	128.6	63.0	34.8	97.5	11	576
NUTR	h lifetime	30	31.2	22.9	22.5	19.0	40.0	6	116
NUTR	i10 lifetime	30	74.7	99.7	36.5	21.0	83.2	6	476
NUTR	citations lifetime	30	8,890.0	18,035.8	2,481.5	1,320.8	6,485.8	218	88,111
NUTR	publications lifetime	30	144.2	173.2	74.5	52.8	161.5	11	840
PHYSIO	h 2012-2025	34	12.2	6.3	12.5	7.0	15.8	2	26

Area	Metric	N	Mean	SD	Median	Q1	Q3	Min	Max
PHYSIO	i10 2012-2025	34	17.1	13.8	13.5	5.0	27.2	2	50
PHYSIO	citations 2012-2025	34	760.1	665.2	573.0	195.8	1,108.0	37	2,514
PHYSIO	publications 2012-2025	34	58.0	39.4	47.0	33.2	77.2	9	168
PHYSIO	h lifetime	34	13.9	7.5	13.5	8.0	18.8	2	31
PHYSIO	i10 lifetime	34	20.2	16.1	16.0	7.0	33.0	2	57
PHYSIO	citations lifetime	34	1,105.7	1,075.9	706.0	352.8	1,561.2	37	4,058
PHYSIO	publications lifetime	34	70.5	44.5	61.0	37.2	104.5	10	195
PUBH	h 2012-2025	16	14.6	9.2	13.0	10.2	17.2	4	34
PUBH	i10 2012-2025	16	24.5	24.4	17.0	11.2	26.2	3	85
PUBH	citations 2012-2025	16	1,661.1	2,295.3	665.5	416.5	1,360.2	85	7,936
PUBH	publications 2012-2025	16	70.4	61.2	55.0	26.8	82.0	11	240
PUBH	h lifetime	16	18.4	12.0	16.5	11.5	20.8	4	44
PUBH	i10 lifetime	16	34.1	35.8	24.0	13.2	34.2	3	133
PUBH	citations lifetime	16	2,544.4	3,648.3	905.5	494.5	2,773.5	100	13,685
PUBH	publications lifetime	16	95.7	84.5	74.0	50.0	101.5	11	346
BIOMED	h 2012-2025	19	10.8	9.3	8.0	6.0	11.5	1	39
BIOMED	i10 2012-2025	19	14.3	19.7	7.0	4.0	13.5	0	82
BIOMED	citations 2012-2025	19	1,855.6	6,055.4	196.0	130.5	467.5	8	26,706
BIOMED	publications 2012-2025	19	48.8	41.9	43.0	20.0	62.0	5	174
BIOMED	h lifetime	19	13.1	9.8	8.0	8.0	15.5	4	44
BIOMED	i10 lifetime	19	18.2	21.7	7.0	6.0	25.5	3	90
BIOMED	citations lifetime	19	2,067.0	6,145.1	384.0	235.5	944.0	80	27,273
BIOMED	publications lifetime	19	64.6	49.5	53.0	26.0	87.0	11	202
MIDW	h 2012-2025	16	12.2	5.9	11.0	10.2	16.2	2	21
MIDW	i10 2012-2025	16	17.9	12.2	15.5	11.0	27.2	1	39
MIDW	citations 2012-2025	16	647.6	494.0	455.5	324.0	864.2	58	1,604
MIDW	publications 2012-2025	16	68.1	47.9	55.5	34.8	108.0	3	157
MIDW	h lifetime	16	13.9	7.0	12.0	10.2	19.5	2	26
MIDW	i10 lifetime	16	21.9	15.4	18.5	11.0	35.0	1	48
MIDW	citations lifetime	16	896.9	701.1	726.5	416.8	1,331.8	59	2,310
MIDW	publications lifetime	16	84.7	55.4	78.0	43.5	121.2	9	178
OT	h 2012-2025	3	10.0	4.0	10.0	8.0	12.0	6	14
OT	i10 2012-2025	3	11.7	8.0	11.0	7.5	15.5	4	20
OT	citations 2012-2025	3	423.0	285.0	535.0	317.0	585.0	99	635
OT	publications 2012-2025	3	44.3	14.2	47.0	38.0	52.0	29	57
OT	h lifetime	3	10.0	4.0	10.0	8.0	12.0	6	14
OT	i10 lifetime	3	11.7	8.0	11.0	7.5	15.5	4	20
OT	citations lifetime	3	428.0	281.2	535.0	322.0	587.5	109	640
OT	publications lifetime	3	54.3	19.5	63.0	47.5	65.5	32	68
SLT	h 2012-2025	7	11.6	6.5	9.0	7.0	16.5	4	21
SLT	i10 2012-2025	7	16.0	16.2	7.0	5.0	23.0	2	47
SLT	citations 2012-2025	7	712.3	843.2	207.0	150.5	1,095.5	74	2,213
SLT	publications 2012-2025	7	48.7	56.9	25.0	20.0	43.5	14	175
SLT	h lifetime	7	13.9	10.3	9.0	7.5	18.0	4	33
SLT	i10 lifetime	7	25.3	34.9	7.0	5.5	28.0	3	100
SLT	citations lifetime	7	1,062.3	1,535.9	243.0	166.5	1,280.5	78	4,221
SLT	publications lifetime	7	79.9	110.3	35.0	26.0	65.0	17	325
All	h 2012-2025	915	22.1	15.5	19.0	12.0	28.0	1	161
All	i10 2012-2025	915	46.9	64.3	28.0	14.0	57.0	0	840
All	citations 2012-2025	915	4,020.4	12,413.5	1,450.0	596.0	3,209.0	1	271,724
All	publications 2012-2025	915	114.9	136.6	75.0	41.0	137.0	1	1,218
All	h lifetime	915	28.2	19.8	24.0	15.0	36.0	2	189
All	i10 lifetime	915	67.2	92.9	40.0	20.0	84.0	0	1,383
All	citations lifetime	915	5,870.8	16,832.7	2,310.0	937.5	5,346.5	5	372,783
All	publications lifetime	915	163.7	196.7	108.0	58.0	195.5	5	1,598

Figure 13 shows the full distributions behind Table 5a: the professorial median exceeds the associate/assistant median in the large areas, but the boxes overlap widely, so grade explains only part of the individual variation.

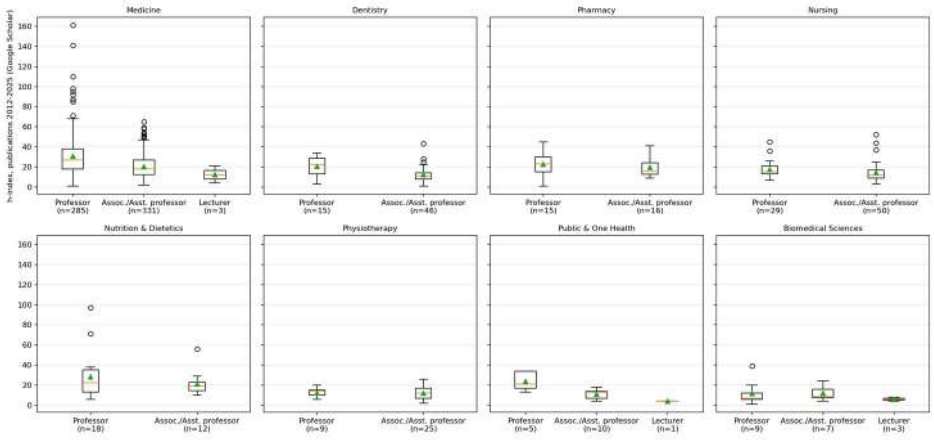

Figure 13. Distribution of the 2012-2025 h-index by academic grade and area (Google Scholar; box = interquartile range, line = median, triangle = mean).

5A.4 Public reporting of scientific activity and research impact

Table 6 repeats the test of the 2012 study with the 2026 operationalisation: the reporting variable is the public ORCID iD and the metric the OpenAlex h-index over 2012-2025. Academics with a public ORCID iD have a higher mean h than those without in 6 of the 11 areas with enough members to test, and the difference is significant at the 5% level in 1.

Table 6. Mann-Whitney U test of the 2012-2025 h-index between academics with and without a public ORCID iD, by area (design A, Eq. 4).

Area	n with ORCID	n without	Mean h with	Mean h without	U	p-value	α = 0.05
MED	497	122	25.16	24.94	30,256.0	0.9727	ns
DENT	48	13	13.92	15.77	262.5	0.3873	ns
PHARM	13	18	25.08	18.06	153.5	0.1490	ns
NURS	67	12	16.21	12.67	487.0	0.2477	ns
NUTR	21	9	27.67	20.56	123.5	0.1963	ns
PHYSIO	25	9	11.64	13.78	83.0	0.2566	ns
PUBH	11	5	13.09	17.80	22.5	0.6075	ns
BIOMED	17	2	11.94	1.50	34.0	0.0278	s
MIDW	10	6	13.00	10.83	35.5	0.5817	ns
OT	2	1	-	-	-	-	n/a (group too small)
SLT	6	1	-	-	-	-	n/a (group too small)

The 2012 study used website reporting as the variable; in 2026 nearly every department page links to a profile, so the public ORCID iD replaces it (Section 3A). Departments are tested in the companion workbook.

5A.5 Individual ranking of faculty members (extension of design A)

Figure 14 gives the distribution of the individual h-index by area and the concentration of citations: in each area a small top share of academics holds most of the 2012-2025 citations, which is why the department means of Table 4 are driven by a minority of members.

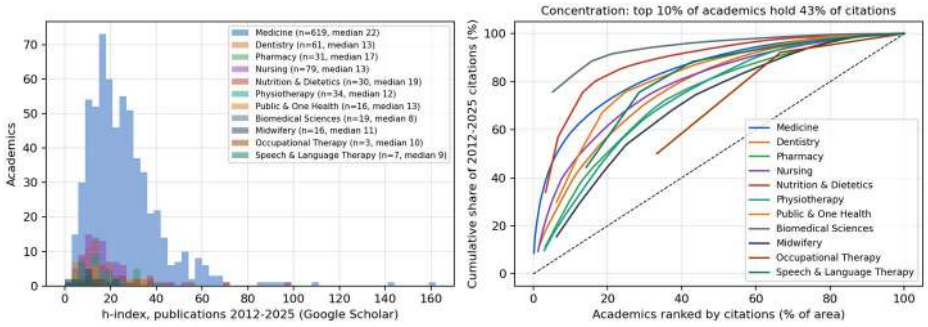

Figure 14. Left: distribution of the 2012-2025 h-index of academics by area (Google Scholar). Right: cumulative share of 2012-2025 citations held by academics ranked by citations within area.

Table 7 lists, for each area, the twenty academics with the highest h-index on their 2012-2025 publications, with their rank within department, within the university's medical and health-sciences departments, within area and nation-wide, and the composite rank (Eq. 10). The complete ranking of all matched members, department by department, is given in Section 5E.

Table 7a. Medicine: top-20 academics by h-index, publications 2012-2025 (design A). Ranks: dept / univ / area / all; composite = harmonic mean of the three metric ranks within the area.

Academic	Department (Univ.)	Grade	h	Cites	Pubs	Rank h d/u/a/all	Comp. (area)	Lifetime h / i10 / cites	Conf.
Filippatos Gerasimos	Medicine (NKUA)	Prof.	161	271,724	1,131	1/1/1/1	1.3	189 / 857 / 372,783	H
Dimopoulos Meletios-athanasios	Medicine (NKUA)	Prof.	141	100,287	1,002	2/2/2/2	2.9	184 / 1,383 / 167,660	H
Papadopoulos Nikolaos	Medicine (NKUA)	Prof.	110	53,024	839	3/3/3/3	4.8	127 / 563 / 79,807	H
Lagiou Pagona	Medicine (NKUA)	Prof.	98	32,445	526	4/4/4/4	7.8	134 / 593 / 67,358	H
Tsivgoulis Georgios	Medicine (NKUA)	Prof.	95	40,177	1,048	5/5/5/6	5.6	107 / 649 / 49,324	H
Terpos Evangelos	Medicine (NKUA)	Prof.	92	49,196	1,194	6/6/6/7	3.9	121 / 668 / 71,488	H
Tsioufis Konstantinos	Medicine (NKUA)	Prof.	87	116,829	1,218	7/7/7/8	1.8	99 / 650 / 124,427	H
Papatheodoridis Georgios	Medicine (NKUA)	Prof.	85	51,157	578	8/8/8/9	9.5	112 / 401 / 67,162	H
Syrigos Konstantinos	Medicine (NKUA)	Prof.	71	30,285	720	9/9/9/10	11.2	99 / 523 / 45,958	L
Boumpas Dimitrios	Medicine (NKUA)	Prof.	68	30,682	525	10/10/10/12	13.8	110 / 372 / 61,334	H
Vlachopoulos Charalampos	Medicine (NKUA)	Prof.	67	68,953	798	11/11/11/13	6.6	99 / 351 / 101,543	H
Lallas Aimilios	Medicine (AUTH)	Prof.	67	23,806	649	1/1/11/13	14.1	68 / 309 / 24,342	H
Oikonomou Evangelos	Medicine (NKUA)	Asst.	65	18,718	914	12/12/13/15	10.9	68 / 311 / 19,876	H
Sarafidis Panteleimon	Medicine (AUTH)	Prof.	64	19,773	573	2/2/14/16	17.8	79 / 316 / 28,102	L
Samoli Evangelia	Medicine (NKUA)	Prof.	64	18,858	249	13/13/14/16	25.5	76 / 174 / 26,396	H
Tsakris Athanasios	Medicine (NKUA)	Prof.	62	14,104	409	14/14/16/18	25.0	80 / 382 / 25,435	H
Bogdanos Dimitrios	Medicine (UTh)	Prof.	62	13,423	421	1/1/16/18	24.0	77 / 314 / 20,370	H
Antoniou Katerina	Medicine (UoI)	Prof.	61	18,144	413	1/1/18/20	24.7	78 / 252 / 26,001	H
Tektonidou Maria	Medicine (NKUA)	Prof.	60	26,023	400	15/15/19/21	22.6	70 / 222 / 33,165	H
Tsiodras Sotirios	Medicine (NKUA)	Prof.	60	17,130	351	15/15/19/21	28.1	75 / 281 / 27,064	H

Table 7b. Dentistry: top-20 academics by h-index, publications 2012-2025 (design A). Ranks: dept / univ / area / all; composite = harmonic mean of the three metric ranks within the area.

Academic	Department (Univ.)	Grade	h	Cites	Pubs	Rank h d/u/a/all	Comp. (area)	Lifetime h / i10 / cites	Conf.
Paraskevopoulos Konstantinos	Dentistry (AUTH)	Asst.	43	7,384	401	1/12/1/64	1.0	63 / 240 / 15,155	L
Bakopoulou Athina	Dentistry (AUTH)	Prof.	34	2,968	94	2/24/2/135	3.4	36 / 70 / 4,222	H
Zinelis Spyros	Dentistry (NKUA)	Prof.	33	3,859	135	1/70/3/150	2.2	50 / 121 / 7,827	H
Kontonasaki Eleana	Dentistry (AUTH)	Prof.	32	2,962	102	3/30/4/166	4.9	37 / 85 / 4,179	H
Polychronopoulou Argyro	Dentistry (NKUA)	Prof.	30	2,871	63	2/95/5/195	7.0	54 / 100 / 7,906	L
Kanavakis Georgios	Dentistry (NKUA)	Asst.	28	1,938	66	3/113/6/229	8.6	28 / 46 / 2,004	H
Perisanidis Christos	Dentistry (NKUA)	Prof.	27	2,710	91	4/121/7/245	8.0	27 / 48 / 2,763	H
Papadopoulos A. Moschos	Dentistry (AUTH)	Prof.	25	3,018	94	4/49/8/285	5.1	43 / 87 / 7,056	H
Dionysopoulos Dimitrios	Dentistry (AUTH)	Assoc.	25	2,036	94	4/49/8/285	8.0	25 / 61 / 2,059	H
Sakellari Dimitra	Dentistry (AUTH)	Prof.	25	1,887	72	4/49/8/285	10.0	36 / 62 / 3,876	H
Andreadis Dimitrios	Dentistry (AUTH)	Assoc.	22	1,914	119	7/61/11/356	6.8	27 / 48 / 2,653	H
Tolidis Kosmas	Dentistry (AUTH)	Prof.	22	1,550	106	7/61/11/356	8.2	24 / 63 / 1,959	L
Sifakakis Iosif	Dentistry (NKUA)	Assoc.	21	1,308	69	5/167/13/377	14.3	25 / 45 / 1,893	H
Tosios Konstantinos	Dentistry (NKUA)	Assoc.	19	1,358	120	6/183/14/429	6.4	34 / 77 / 2,931	L
Angelopoulos Christos	Dentistry (NKUA)	Prof.	18	1,087	63	7/196/15/461	16.5	23 / 37 / 3,059	M
Tilaveridis Ioannis	Dentistry (AUTH)	Prof.	17	1,590	58	9/86/16/487	14.9	20 / 31 / 1,826	H
Tzanetakis Georgios	Dentistry (NKUA)	Assoc.	17	1,387	36	8/200/16/487	18.3	24 / 34 / 2,286	H

Academic	Department (Univ.)	Grade	h	Cites	Pubs	Rank h d/u/a/all	Comp. (area)	Lifetime h / i10 / cites	Conf.
Antoniadou Maria	Dentistry (NKUA)	Assoc.	17	1,082	41	8/200/16/487	19.2	17 / 22 / 1,182	H
Dereka Xanthippi	Dentistry (NKUA)	Assoc.	16	987	28	10/215/19/523	23.6	23 / 31 / 1,786	L
Seremidi Kyriaki	Dentistry (NKUA)	Asst.	16	824	43	10/215/19/523	21.7	16 / 24 / 855	H

Table 7c. Pharmacy: top-20 academics by h-index, publications 2012-2025 (design A). Ranks: dept / univ / area / all; composite = harmonic mean of the three metric ranks within the area.

Academic	Department (Univ.)	Grade	h	Cites	Pubs	Rank h d/u/a/all	Comp. (area)	Lifetime h / i10 / cites	Conf.
Fatouros Dimitrios	Pharmacy (AUTH)	Prof.	45	6,648	189	1/10/1/57	1.0	53 / 161 / 9,021	L
Poulas Konstantinos	Pharmacy (UPatras)	Assoc.	41	5,664	142	1/4/2/77	2.4	43 / 106 / 7,136	H
Christos Reppas	Pharmacy (NKUA)	Prof.	36	5,426	106	1/54/3/114	3.8	59 / 145 / 17,193	H
Maria Vertzoni	Pharmacy (NKUA)	Assoc.	34	4,994	114	2/66/4/135	4.3	45 / 106 / 8,521	H
Barmpalexis Panagiotis	Pharmacy (AUTH)	Assoc.	32	2,611	113	2/30/5/166	6.4	34 / 73 / 3,048	H
Vizirianakis Ioannis	Pharmacy (AUTH)	Prof.	31	2,992	147	3/33/6/182	4.5	35 / 97 / 4,346	H
Karavasili Christina	Pharmacy (AUTH)	Asst.	31	2,939	67	3/33/6/182	7.9	31 / 51 / 2,952	L
Kachrimanis Kyriakos	Pharmacy (AUTH)	Prof.	30	3,489	60	5/36/8/195	7.7	39 / 69 / 4,972	H
Ioanna Chinou	Pharmacy (NKUA)	Prof.	30	2,933	172	3/95/8/195	4.0	64 / 162 / 14,398	H
Georgia Valsami	Pharmacy (NKUA)	Prof.	28	2,829	105	4/113/10/229	9.3	34 / 93 / 4,149	H
Lazari Diamanto	Pharmacy (AUTH)	Prof.	25	2,129	112	6/49/11/285	9.2	37 / 92 / 4,676	H
Papadimitriou Evangelia	Pharmacy (UPatras)	Prof.	23	1,501	82	2/18/12/338	11.5	42 / 92 / 4,600	H
Stefanos Kikionis	Pharmacy (NKUA)	Asst.	22	1,256	45	5/161/13/356	15.1	22 / 30 / 1,297	H
Eleni Skaltsa	Pharmacy (NKUA)	Prof.	22	1,174	68	5/161/13/356	13.6	53 / 131 / 8,281	H
Pampalakis Georgios	Pharmacy (AUTH)	Assoc.	20	1,169	73	7/68/15/404	14.1	32 / 60 / 3,937	L
Dimitrios Rekkas	Pharmacy (NKUA)	Prof.	17	1,534	35	7/200/16/487	15.8	27 / 39 / 2,379	H
Michail Rallis	Pharmacy (NKUA)	Assoc.	17	784	80	7/200/16/487	15.4	20 / 34 / 1,146	H
Christos Liolios	Pharmacy (NKUA)	Asst.	16	695	45	9/215/18/523	20.6	19 / 22 / 1,600	M
Ioannis Kostakis	Pharmacy (NKUA)	Prof.	15	1,104	57	10/228/19/558	17.2	25 / 36 / 1,695	H
Panagiotis Marakos	Pharmacy (NKUA)	Prof.	15	938	54	10/228/19/558	18.0	26 / 57 / 2,445	H

Table 7d. Nursing: top-20 academics by h-index, publications 2012-2025 (design A). Ranks: dept / univ / area / all; composite = harmonic mean of the three metric ranks within the area.

Academic	Department (Univ.)	Grade	h	Cites	Pubs	Rank h d/u/a/all	Comp. (area)	Lifetime h / i10 / cites	Conf.
Galanis Petros	Nursing (NKUA)	Assoc.	52	10,769	504	1/27/1/40	1.0	58 / 192 / 12,237	H
Papathanasiou Ioanna	Nursing (UTh)	Prof.	45	9,853	228	1/3/2/57	2.5	45 / 110 / 10,064	H
Fradelos Evangelos	Nursing (UTh)	Assoc.	44	7,502	306	2/4/3/61	2.6	44 / 121 / 7,516	H
Georgiopoulou Vasiliki	Nursing (UPatras)	Asst.	37	5,107	135	1/8/4/105	6.1	48 / 89 / 8,697	H
Zyga Sofia	Nursing (UoP)	Prof.	36	5,253	290	1/1/5/114	4.1	39 / 109 / 5,721	L
Malliarou Maria	Nursing (UTh)	Prof.	26	3,355	209	3/25/6/267	6.3	29 / 76 / 3,950	L
Patelarou Athina	Nursing (HMU)	Prof.	25	3,023	111	1/2/7/285	9.7	25 / 42 / 3,023	H
Koutelekos Ioannis Anaplirotis	Nursing (UNIWA)	Assoc.	25	2,394	253	1/4/7/285	6.2	26 / 52 / 2,578	L
Gerogianni Georgia Anaplirotria	Nursing (UNIWA)	Assoc.	25	2,213	93	1/4/7/285	12.0	27 / 44 / 2,487	H
Saridi Maria	Nursing (UTh)	Assoc.	24	2,338	206	4/31/10/318	9.2	26 / 55 / 2,546	H
Vasilopoulos Georgios Kathigitis	Nursing (UNIWA)	Prof.	24	2,047	142	3/6/10/318	11.4	25 / 32 / 2,108	H
Kalokairinou Athina	Nursing (NKUA)	Prof.	23	1,928	140	2/155/12/338	12.9	28 / 55 / 4,184	L
Rizos Evangelos	Nursing (UoI)	Assoc.	22	3,052	77	1/22/13/356	12.8	32 / 67 / 4,740	H
Stavropoulou Areti Anaplirotria	Nursing (UNIWA)	Assoc.	22	2,738	99	4/8/13/356	13.6	22 / 42 / 2,787	H
Gkovina Ourania Kathigitria	Nursing (UNIWA)	Prof.	22	1,609	113	4/8/13/356	16.4	23 / 37 / 1,711	H
Gallos Parisis Epikouros	Nursing (UNIWA)	Asst.	21	2,265	196	6/10/16/377	11.6	21 / 50 / 2,289	H
Kotsiou Ourania	Nursing (UTh)	Assoc.	21	1,873	150	5/39/16/377	13.1	21 / 46 / 1,888	H
Pavlopoulou Ioanna	Nursing (NKUA)	Prof.	21	1,517	68	3/167/16/377	22.9	24 / 47 / 2,064	L
Kleisiaris Christos	Nursing (UTh)	Prof.	20	2,293	69	6/43/19/404	19.0	20 / 30 / 2,293	H
Vlachou Evgenia Kathigitria	Nursing (UNIWA)	Prof.	20	1,543	100	7/14/19/404	21.2	21 / 34 / 1,689	L

Table 7e. Nutrition and dietetics: top-20 academics by h-index, publications 2012-2025 (design A). Ranks: dept / univ / area / all; composite = harmonic mean of the three metric ranks within the area.

Academic	Department (Univ.)	Grade	h	Cites	Pubs	Rank h d/u/a/all	Comp. (area)	Lifetime h / i10 / cites	Conf.
Dedousis Georgios	Nutrition and Dietetics (HUA)	Prof.	97	71,814	576	1/1/1/5	1.0	116 / 476 / 88,111	L
Katsiki Niki	Nutritional Sciences and Dietetics (IHU)	Prof.	71	19,522	477	1/1/2/10	2.4	74 / 320 / 21,224	H
Moschonis Georgios	Nutrition and Dietetics (HUA)	Assoc.	56	48,250	253	2/2/3/32	2.6	67 / 193 / 51,369	H
Papadopoulou Souzana	Nutritional Sciences and Dietetics (IHU)	Prof.	38	9,731	173	2/2/4/101	4.6	40 / 113 / 10,661	L
Kontogianni Meropi	Nutrition and Dietetics (HUA)	Prof.	38	5,210	212	3/3/4/101	4.7	48 / 94 / 8,773	H
Mouratidou Theodora	Nutrition and Dietetics Sciences (HMU)	Prof.	37	3,734	98	1/1/6/105	7.2	40 / 63 / 4,372	H
Karathanos Vaios	Nutrition and Dietetics (HUA)	Prof.	30	2,915	123	4/4/7/195	7.1	54 / 125 / 12,896	H
Antonopoulou Smaragdi	Nutrition and Dietetics (HUA)	Prof.	30	2,607	106	4/4/7/195	7.8	45 / 116 / 6,840	H
Dimitriou Maria	Nutritional Science and Dietetics (UoP)	Asst.	29	19,739	50	1/2/9/212	6.0	32 / 37 / 20,088	H

Academic	Department (Univ.)	Grade	h	Cites	Pubs	Rank h d/u/a/all	Comp. (area)	Lifetime h / i10 / cites	Conf.
Panoutsopoulos Georgios	Nutritional Science and Dietetics (UoP)	Prof.	26	2,433	96	2/3/10/267	9.9	31 / 70 / 3,277	H
Nomikos Tzortzis	Nutrition and Dietetics (HUA)	Prof.	26	1,733	93	6/6/10/267	11.4	41 / 84 / 4,281	H
Gioxari Aristea	Nutritional Science and Dietetics (UoP)	Asst.	25	1,892	72	3/4/12/285	12.2	26 / 50 / 2,259	H
Georgakouli Kalliopi	Dietetics and Nutrition (UTh)	Asst.	22	1,593	65	1/35/13/356	14.1	22 / 34 / 1,593	H
Arnaoutis Giannis	Nutrition and Dietetics (HUA)	Asst.	20	1,814	63	7/7/14/404	14.7	21 / 31 / 1,978	H
Kalafati Ioanna-Panagiota	Nutrition and Dietetics (HUA)	Asst.	19	5,407	58	8/8/15/429	10.3	19 / 24 / 5,423	H
Tenta Roxani	Nutrition and Dietetics (HUA)	Assoc.	19	1,317	64	8/8/15/429	15.7	26 / 52 / 2,041	H
Terzidis Michalis	Nutritional Sciences and Dietetics (IHU)	Prof.	19	1,065	47	3/4/15/429	18.0	23 / 37 / 1,560	H
Thomidis Thomas	Nutritional Sciences and Dietetics (IHU)	Prof.	19	909	63	3/4/15/429	16.6	27 / 81 / 2,631	H
Morres Ioannis	Dietetics and Nutrition (UTh)	Asst.	18	1,989	49	2/46/19/461	15.9	19 / 26 / 2,332	L
Katsagoni Christina	Nutritional Sciences and Dietetics (IHU)	Prof.	18	1,515	43	5/6/19/461	19.5	19 / 20 / 1,545	H

Table 7f. Physiotherapy: top-20 academics by h-index, publications 2012-2025 (design A). Ranks: dept / univ / area / all; composite = harmonic mean of the three metric ranks within the area.

Academic	Department (Univ.)	Grade	h	Cites	Pubs	Rank h d/u/a/all	Comp. (area)	Lifetime h / i10 / cites	Conf.
Pepera Garyfallia	Physiotherapy (UTh)	Assoc.	26	1,786	81	1/25/1/267	2.0	27 / 40 / 1,850	H
Chytas Dimitrios	Physiotherapy (UoP)	Asst.	25	2,514	149	1/4/2/285	1.5	25 / 50 / 2,516	H
Stasinopoulos Dimitrios Anaplirotis	Physiotherapy (UNIWA)	Assoc.	21	1,648	168	1/10/3/377	2.0	27 / 57 / 3,604	H
Tsekoura Maria	Physiotherapy (UPatras)	Assoc.	20	1,698	136	1/20/4/404	3.6	20 / 38 / 1,699	L
Dimitriadis Zacharias	Physiotherapy (UTh)	Assoc.	20	1,694	113	2/43/4/404	4.3	21 / 39 / 1,904	H
Fousekis Konstantinos	Physiotherapy (UPatras)	Prof.	20	1,467	95	1/20/4/404	5.1	22 / 43 / 2,658	H
Marazioti Antonia	Physiotherapy (UoP)	Assoc.	19	2,161	72	2/7/7/429	4.1	22 / 34 / 3,368	H
Papadopoulou Marianna Anaplirotria	Physiotherapy (UNIWA)	Assoc.	17	1,358	75	2/17/8/487	8.6	18 / 36 / 1,535	H
Papandreou Maria Kathigitria	Physiotherapy (UNIWA)	Prof.	16	885	56	3/20/9/523	11.0	18 / 30 / 1,570	H
Gioftsos Georgios Kathigitis	Physiotherapy (UNIWA)	Prof.	15	729	49	4/22/10/558	12.5	19 / 27 / 1,450	H
Strimpakos Nikolaos	Physiotherapy (UTh)	Prof.	14	1,128	78	3/59/11/594	9.6	31 / 52 / 4,058	H
Kortianou Eleni	Physiotherapy (UTh)	Prof.	14	1,048	81	3/59/11/594	9.0	14 / 17 / 1,209	L
Stasi Sofia	Physiotherapy (UoP)	Asst.	14	557	58	3/9/11/594	13.6	14 / 23 / 559	H
Stefanos Karanasios Epikouros	Physiotherapy (UNIWA)	Asst.	13	684	40	5/29/14/638	15.6	13 / 13 / 685	H
Moutzouri Maria Epikouri	Physiotherapy (UNIWA)	Asst.	13	644	40	5/29/14/638	15.9	14 / 15 / 727	H
Papagiannis Georgios	Physiotherapy (UoP)	Assoc.	13	627	47	4/11/14/638	15.6	13 / 16 / 627	H
Christakou Anna	Physiotherapy (UoP)	Asst.	13	581	74	4/11/14/638	13.6	15 / 20 / 984	H
Patsaki Eirini Epikouri	Physiotherapy (UNIWA)	Asst.	12	766	95	7/37/18/674	8.9	12 / 18 / 774	L
Triantafyllou Athanasios	Physiotherapy (UoP)	Asst.	12	565	33	6/14/18/674	20.1	12 / 13 / 565	H
Sakellari Vasiliki Kathigitria	Physiotherapy (UNIWA)	Prof.	11	438	47	8/43/20/702	19.2	17 / 21 / 1,396	H

Table 7g. Public and one health: top-20 academics by h-index, publications 2012-2025 (design A). Ranks: dept / univ / area / all; composite = harmonic mean of the three metric ranks within the area.

Academic	Department (Univ.)	Grade	h	Cites	Pubs	Rank h d/u/a/all	Comp. (area)	Lifetime h / i10 / cites	Conf.
Maniadakis Nikos Kathigitis	Public Health Policies (UNIWA)	Prof.	34	7,936	240	1/2/1/135	1.0	44 / 133 / 13,685	L
Lagiou Areti Kathigitria	Public and Community Health (UNIWA)	Prof.	34	4,547	149	1/2/1/135	1.6	44 / 97 / 7,429	H
Kostoulas Polychronis	Public and One Health (UTh)	Prof.	21	2,231	137	1/39/3/377	3.3	26 / 67 / 2,841	H
Chatzopoulos Dimitrios	Public and One Health (UTh)	Assoc.	18	941	65	2/46/4/461	5.6	18 / 33 / 941	H
Merakou Kyriakoula Kathigitria	Public Health Policies (UNIWA)	Prof.	17	1,070	53	2/17/5/487	5.9	19 / 28 / 1,343	H
Giakkoupi Panagiota Anaplirotria	Public Health Policies (UNIWA)	Assoc.	15	583	26	3/22/6/558	8.7	28 / 38 / 2,751	H
Mandilara Georgia Anaplirotria	Public Health Policies (UNIWA)	Assoc.	14	5,457	40	4/27/7/594	4.1	19 / 29 / 6,120	H
Kofinas Dimitris	Public and One Health (UTh)	Asst.	13	714	49	3/64/8/638	8.6	13 / 16 / 714	H
Koulierakis Giorgos Kathigitis	Public Health Policies (UNIWA)	Prof.	13	617	71	5/29/8/638	7.4	15 / 20 / 870	H
Fouskas Theodoros Anaplirotis	Public Health Policies (UNIWA)	Assoc.	13	500	100	5/29/8/638	6.4	13 / 18 / 502	H
Zavras Dimitrios Anaplirotis	Public Health Policies (UNIWA)	Assoc.	12	968	57	7/37/11/674	7.8	18 / 28 / 1,547	L
Kiouvrekis Ioannis	Public and One Health (UTh)	Asst.	12	471	76	4/69/11/674	8.0	12 / 14 / 472	H
Damikouka Ioanna Anaplirotria	Public Health Policies (UNIWA)	Assoc.	5	100	27	8/70/13/868	13.2	7 / 7 / 328	H
Perifanou Dimitra	Public and Community Health (UNIWA)	Lect.	4	253	11	2/73/14/883	14.2	4 / 3 / 253	H
Sotiropoulou Pinelopi Epikouri	Public and Community Health (UNIWA)	Asst.	4	104	12	2/73/14/883	14.3	10 / 11 / 814	H
Kotrotsios Anastasios	Public and One Health (UTh)	Asst.	4	85	14	5/96/14/883	14.6	5 / 4 / 100	H

Table 7h. Biomedical sciences: top-20 academics by h-index, publications 2012-2025 (design A). Ranks: dept / univ / area / all; composite = harmonic mean of the three metric ranks within the area.

Academic	Department (Univ.)	Grade	h	Cites	Pubs	Rank h d/u/a/all	Comp. (area)	Lifetime h / i10 / cites	Conf.
Beloukas Apostolos Kathigitis	Biomedical Sciences (UNIWA)	Prof.	39	26,706	174	1/1/1/90	1.0	44 / 90 / 27,273	H
Papanastasiou Anastasios Anaplirotis	Biomedical Sciences (UNIWA)	Assoc.	24	2,150	99	2/6/2/318	2.2	27 / 47 / 2,466	H

Academic	Department (Univ.)	Grade	h	Cites	Pubs	Rank h d/u/a/all	Comp. (area)	Lifetime h / i10 / cites	Conf.
Konstantakopoulou Evgenia Anaplirotria	Biomedical Sciences (UNIWA)	Assoc.	21	2,374	54	3/10/3/377	3.1	22 / 32 / 2,415	H
Chatzopoulou Fani	Biomedical Sciences (IHU)	Prof.	20	1,041	68	1/3/4/404	4.3	21 / 34 / 1,192	M
Kefala Vasiliki Kathigitria	Biomedical Sciences (UNIWA)	Prof.	12	441	90	4/37/5/674	4.3	12 / 15 / 696	H
Papageorgiou Spyros Anaplirotis	Biomedical Sciences (UNIWA)	Assoc.	11	494	56	5/43/6/702	5.6	19 / 34 / 1,348	H
Ninos Konstantinos Kathigitis	Biomedical Sciences (UNIWA)	Prof.	11	314	43	5/43/6/702	7.7	12 / 19 / 482	H
Karkalousos Petros Anaplirotis	Biomedical Sciences (UNIWA)	Assoc.	9	332	90	7/57/8/778	5.0	11 / 11 / 428	H
Tertipi Niki	Biomedical Sciences (UNIWA)	Lect.	8	178	44	8/59/9/799	9.6	8 / 7 / 179	H
Sfyri Eleni Epikouroi	Biomedical Sciences (UNIWA)	Asst.	8	177	47	8/59/9/799	9.4	8 / 7 / 178	H
Theocharopoulos Antonios Epikouros	Biomedical Sciences (UNIWA)	Asst.	7	196	18	10/64/11/827	11.6	8 / 6 / 220	H
Mitka Stella	Biomedical Sciences (IHU)	Prof.	7	169	22	2/13/11/827	12.3	8 / 7 / 661	H
Karamitrousis Evangelos	Biomedical Sciences (IHU)	Prof.	6	250	28	3/15/13/850	11.1	6 / 4 / 251	H
Pateras Evangelos Kathigitis	Biomedical Sciences (UNIWA)	Prof.	6	145	41	11/67/13/850	12.5	8 / 4 / 268	H
Papagiorgis Petros	Biomedical Sciences (UNIWA)	Lect.	6	116	22	11/67/13/850	13.6	8 / 8 / 185	H
Ninos Georgios Epikouros	Biomedical Sciences (UNIWA)	Asst.	4	80	11	13/73/16/883	16.0	4 / 4 / 80	H
Papadopoulos Apostolos	Biomedical Sciences (UNIWA)	Lect.	4	64	10	13/73/16/883	16.7	8 / 6 / 268	H
Kintziou Eleni Kathigitria	Biomedical Sciences (UNIWA)	Prof.	2	22	6	15/79/18/908	18.0	6 / 3 / 299	L
Papoutsi Androniki	Biomedical Sciences (IHU)	Prof.	1	8	5	4/19/19/912	19.0	8 / 7 / 384	H

Table 7i. Midwifery: top-20 academics by h-index, publications 2012-2025 (design A). Ranks: dept / univ / area / all; composite = harmonic mean of the three metric ranks within the area.

Academic	Department (Univ.)	Grade	h	Cites	Pubs	Rank h d/u/a/all	Comp. (area)	Lifetime h / i10 / cites	Conf.
Eirini Orovou	Midwifery (UoWM)	Asst.	21	1,313	107	1/1/1/377	2.0	21 / 39 / 1,319	H
Sarantaki Antigoni Kathigitria,	Midwifery (UNIWA)	Prof.	21	1,204	157	1/10/1/377	1.3	22 / 38 / 1,370	H
Gourounti Kleanthi Kathigitria	Midwifery (UNIWA)	Prof.	20	1,604	112	2/14/3/404	1.8	26 / 48 / 2,259	H
Maria Tzitiridou	Midwifery (UoWM)	Assoc.	17	751	111	2/2/4/487	4.3	19 / 34 / 1,181	H
Bothou Anastasia Epikouri	Midwifery (UNIWA)	Asst.	16	1,449	148	3/20/5/523	2.5	16 / 27 / 1,453	L
Zafrakas Menelaos	Midwifery (IHU)	Prof.	14	652	38	1/8/6/594	7.6	25 / 47 / 2,310	H
Diamanti Athina Epikouri	Midwifery (UNIWA)	Asst.	13	750	90	4/29/7/638	6.3	13 / 21 / 751	L
Sarella Angeliki Anaplirotria	Midwifery (UNIWA)	Assoc.	11	464	47	5/43/8/702	8.6	11 / 14 / 467	H
Nanou Christina Anaplirotria	Midwifery (UNIWA)	Assoc.	11	447	55	5/43/8/702	8.6	11 / 15 / 448	H
Panagiotis Eskitzis	Midwifery (UoWM)	Asst.	11	406	56	3/3/8/702	8.6	11 / 16 / 421	H
Palaska Ermioni Anaplirotria	Midwifery (UNIWA)	Assoc.	11	399	43	5/43/8/702	9.8	11 / 12 / 404	H
Deltsidou Anna Kathigitria	Midwifery (UNIWA)	Prof.	11	347	70	5/43/8/702	8.5	14 / 22 / 890	H
Varela Pinelopi	Midwifery (IHU)	Asst.	8	255	25	2/12/13/799	13.0	8 / 8 / 257	H
Bolou Angeliki Epikouri	Midwifery (UNIWA)	Asst.	5	58	19	9/70/14/868	14.6	5 / 1 / 59	L
Lazaros Lavasidis	Midwifery (UoWM)	Asst.	3	204	3	4/4/15/898	15.0	8 / 8 / 702	H
Ioanna Ioannou	Midwifery (UoWM)	Asst.	2	59	8	5/5/16/908	15.3	2 / 1 / 59	M

Table 7j. Occupational therapy: top-20 academics by h-index, publications 2012-2025 (design A). Ranks: dept / univ / area / all; composite = harmonic mean of the three metric ranks within the area.

Academic	Department (Univ.)	Grade	h	Cites	Pubs	Rank h d/u/a/all	Comp. (area)	Lifetime h / i10 / cites	Conf.
Vlotinou Pinelopi Epikouri	Occupational Therapy (UNIWA)	Asst.	14	635	57	1/27/1/594	1.0	14 / 20 / 640	H
Athanasopoulou Christina Anaplirotria	Occupational Therapy (UNIWA)	Assoc.	10	535	29	2/53/2/745	2.2	10 / 11 / 535	H
Ioanna Giannoula Katsouri	Occupational Therapy (UNIWA)	Asst.	6	99	47	3/67/3/850	2.6	6 / 4 / 109	H

Table 7k. Speech and language therapy: top-20 academics by h-index, publications 2012-2025 (design A). Ranks: dept / univ / area / all; composite = harmonic mean of the three metric ranks within the area.

Academic	Department (Univ.)	Grade	h	Cites	Pubs	Rank h d/u/a/all	Comp. (area)	Lifetime h / i10 / cites	Conf.
Konstantopoulos Konstantinos	Speech and Language Therapy (UoP)	Assoc.	21	2,213	175	1/6/1/377	1.0	33 / 100 / 4,221	H
Papathanasiou Ilias	Speech and Language Therapy (UPatras)	Prof.	19	1,556	44	1/25/2/429	2.0	22 / 34 / 1,926	H
Stefanatou Pentagiotissa	Speech and Language Therapy (UoP)	Asst.	14	635	43	2/9/3/594	3.0	14 / 22 / 635	H
Iliadou Eleftheria	Speech and Language Therapy (UoP)	Asst.	9	207	25	3/18/4/778	4.0	9 / 7 / 207	M
Trimmis Nikolaos	Speech and Language Therapy (UPatras)	Prof.	8	185	24	2/59/5/799	5.0	9 / 7 / 243	H
Papakyritsis Ioannis	Speech and Language Therapy (UPatras)	Asst.	6	116	14	3/66/6/850	6.3	6 / 3 / 126	H
Karpathiou Nomiki	Speech and Language Therapy (UoP)	Asst.	4	74	16	4/20/7/883	6.6	4 / 4 / 78	H

Conf. = match confidence (H/M/L). Ties share the minimum rank.

5A.6 Field-specific cross-check: Research.com Best Scientists, Greece (2026)

Because design A is author-level, the natural discipline-specific counterpart for medicine and the health sciences is Research.com's Best Scientists national ranking, which ranks scientists per discipline and country on the D-index (h-index restricted to the discipline's publications and citations) computed from

OpenAlex and CrossRef data. Five of its discipline lists for Greece cover this chapter's areas - medicine (52 listed scientists), microbiology (15 listed scientists), immunology (10 listed scientists), genetics-and-molecular-biology (6 listed scientists), neuroscience (6 listed scientists) - 89 listed scientists in total, of whom 30 are members of our roster (34 list entries, since a member can appear in more than one discipline list). Table 8 gives the roster members found, ordered by their best national rank. The lists cover only part of the health sciences (there is no nursing, dentistry or pharmacy list for Greece), so the coverage is structurally thinner than the roster; the ranking covers registered, listed scientists only and complements rather than replaces the roster-based designs.

Table 8. Faculty members listed in the Research.com Best Scientists rankings for Greece (2026 edition; 30 of the 2,286 roster members), ordered by best national rank.

Member	Department (Univ.)	Area	Best discipline list	Nat. rank	World rank	D-index	Citations	Lists	Conf.
Tsivgoulis Georgios	Medicine (NKUA)	MED	neuroscience	1	886	93	30,964	1	HIGH
Papadopoulos Nikolaos	Medicine (NKUA)	MED	immunology	2	451	110	61,206	2	HIGH
Simos Panagiotis	Medicine (UoC)	MED	neuroscience	2	3,124	63	12,642	1	HIGH
Dimopoulos Meletios-athanasios	Medicine (NKUA)	MED	medicine	3	423	173	142,476	1	HIGH
Kollias Georgios	Medicine (NKUA)	MED	immunology	3	636	102	49,666	2	HIGH
Boumpas Dimitrios	Medicine (NKUA)	MED	immunology	4	772	98	45,298	2	HIGH
Filippatos Gerasimos	Medicine (NKUA)	MED	medicine	4	609	163	204,457	1	HIGH
Dalla Christina	Medicine (NKUA)	MED	neuroscience	4	7,495	40	6,021	1	HIGH
Bogdanos Dimitrios	Medicine (UTh)	MED	immunology	5	2,409	68	14,530	1	HIGH
Giamarellos-mpourmpoulis Evangelos	Medicine (NKUA)	MED	microbiology	6	867	88	34,866	2	HIGH
Paraskevis Dimitrios	Medicine (NKUA)	MED	immunology	7	3,653	53	11,928	1	HIGH
Tsakris Athanasios	Medicine (NKUA)	MED	microbiology	7	1,589	72	19,000	1	HIGH
Pournaras Spyridon	Medicine (NKUA)	MED	microbiology	9	2,760	61	12,718	1	HIGH
Lagiou Pagona	Medicine (NKUA)	MED	medicine	9	3,538	120	49,211	1	HIGH
Tzouvelekis Leonidas	Medicine (NKUA)	MED	microbiology	10	3,624	54	11,342	1	HIGH
Terpos Evangelos	Medicine (NKUA)	MED	medicine	10	4,206	115	58,781	1	HIGH
Dimopoulos Georgios	Medicine (NKUA)	MED	medicine	11	4,256	115	49,472	1	HIGH
Chamilos Georgios	Medicine (UoC)	MED	microbiology	12	3,820	52	33,793	1	HIGH
Dedousis Georgios	Nutrition and Dietetics (HUA)	NUTR	medicine	13	4,529	113	80,099	1	HIGH
Manios Ioannis	Nutrition and Dietetics (HUA)	NUTR	medicine	17	6,249	105	66,487	1	HIGH
Skarmeas Nikolaos	Medicine (NKUA)	MED	medicine	23	8,281	98	42,855	1	HIGH
Papatheodoridis Georgios	Medicine (NKUA)	MED	medicine	24	8,305	98	40,535	1	HIGH
Vlachopoulos Charalampos	Medicine (NKUA)	MED	medicine	28	11,230	90	80,482	1	HIGH
Gorgoulis Vasileios	Medicine (NKUA)	MED	medicine	33	12,670	87	35,772	1	HIGH
Giatromanolaki Alexandra	Medicine (DUTH)	MED	medicine	35	13,032	86	52,699	1	HIGH
Tzioufas Athanasios	Medicine (NKUA)	MED	medicine	37	13,326	86	26,367	1	HIGH
Koukourakis Michail	Medicine (DUTH)	MED	medicine	38	13,499	85	52,237	1	HIGH
Kaltsas Grigorios	Medicine (NKUA)	MED	medicine	39	13,703	85	27,908	1	HIGH
Sfikakis Petros	Medicine (NKUA)	MED	medicine	43	15,581	81	25,839	1	HIGH
Koutelidakis Ioannis	Medicine (AUTH)	MED	medicine	49	16,664	79	19,029	1	MEDIUM

Source: research.com/scientists-rankings/<discipline>/gr, retrieved 28 August 2026. D-index = discipline-restricted h-index computed by Research.com from OpenAlex and CrossRef. Lists = number of discipline rankings in which the member appears. Conf. = match confidence (H = university confirmed; M = Greek institution with full-name match; L = weaker evidence).

Table 9. Research.com Greece discipline lists used: scientists listed and roster members found per list.

Research.com discipline list (Greece)	Scientists listed	Roster members found	Share of the list
medicine	52	21	40.4%
microbiology	15	5	33.3%
immunology	10	5	50.0%
genetics-and-molecular-biology	6	0	0.0%
neuroscience	6	3	50.0%
All five lists	89	30	33.7%

5B. Koukoutsidis (2022) ranking methodology

5B.1 Reproduced baseline: Scopus publications 2017-2021

Table 10 reproduces the 2022 results for the medicine and health-sciences departments identifiable in its appendix (43 departments), with the ranking of the original study. Across these departments citations per TRS member ranged from 3.0 (Department of Physiotherapy (IHU)) to 621.9 (Department of Nutrition and Dietetics (HMU)), papers per TRS member from 1.2 to 27.1, and citations per paper from 1.8 to 71.4.

Citations per paper re-orders the top group relative to citations per member, exactly as the original study reported, and the small departments dominate the per-member ranking. The 2026 department structure differs from 2022 in this field more than in any other of this series - several health-professions departments were renamed, merged or newly founded after the absorption of the former technological institutes - so departments without an identifiable 2022 counterpart are absent from this table only.

Table 10. Departments, Scopus publications 2017-2021 (reproduced from Koukoutsidis, 2022, Appendix B; 43 medicine and health-sciences departments). Ordered by citations per TRS member.

Univ.	Department (2022 name)	TRS 2022	Papers 2017-21	Citations	Papers/TRS	Cit./TRS	Cit./paper
HMU	Department of Nutrition and Dietetics	7	61	4353	8.71	621.86	71.36
HUA	Department of Nutrition and Dietetics	23	624	13133	27.13	571.00	21.05
UoC	School of Medicine	114	2682	64380	23.53	564.74	24.00
NKUA	School of Medicine	524	13565	265497	25.89	506.67	19.57
UThessaly	Department of Medicine	109	2332	51473	21.39	472.23	22.07
IHU	Department of Nutritional Sciences and Dietetics	17	228	5896	13.41	346.82	25.86
UPatras	Faculty of Medicine	63	1323	20064	21.00	318.48	15.17
UoI	Faculty of Medicine	129	2363	38724	18.32	300.19	16.39
NKUA	Department of Pharmacy	42	846	11992	20.14	285.52	14.17
UThessaly	Department of Dietetics and Nutrition	9	217	2323	24.11	258.11	10.71
AUTH	School of Medicine	328	5806	84500	17.70	257.62	14.55
DUTH	Department of Medicine	92	1395	23297	15.16	253.23	16.70
UPatras	Department of Pharmacy	21	436	5272	20.76	251.05	12.09
AUTH	School of Pharmacy	20	369	4299	18.45	214.95	11.65
UThessaly	Department of Nursing	9	203	1728	22.56	192.00	8.51
NKUA	School of Nursing	29	442	4702	15.24	162.14	10.64
UoP	Department of Physiotherapy	6	109	885	18.17	147.50	8.12
UThessaly	Department of Public and One Health	5	110	710	22.00	142.00	6.45
UNIWA	Department of Public Health Policies	26	217	3605	8.35	138.65	16.61
UoP	Department of Nutrition and Dietetics	2	35	270	17.50	135.00	7.71
UoP	Department of Nursing	15	224	1575	14.93	105.00	7.03
UNIWA	Department of Public and Community Health	18	138	1474	7.67	81.89	10.68
NKUA	School of Dentistry	67	469	4783	7.00	71.39	10.20
UoWM	Department of Occupational Therapy	3	12	205	4.00	68.33	17.08
AUTH	School of Dentistry	41	294	2611	7.17	63.68	8.88
HMU	Department of Nursing	11	77	592	7.00	53.82	7.69
IHU	Department of Biomedical Sciences	13	109	668	8.38	51.38	6.13
UNIWA	Department of Biomedical Sciences	47	268	2392	5.70	50.89	8.93
UPatras	Department of Speech and Language Therapy	9	90	455	10.00	50.56	5.06
UoI	Department of Speech and Language Therapy	10	94	483	9.40	48.30	5.14
UoP	Department of Speech and Language Therapy	4	29	175	7.25	43.75	6.03
UPatras	Department of Physiotherapy	9	65	392	7.22	43.56	6.03
UThessaly	Department of Physiotherapy	13	54	430	4.15	33.08	7.96
UNIWA	Department of Physiotherapy	15	109	467	7.27	31.13	4.28
IHU	Department of Nursing	12	71	361	5.92	30.08	5.08
UPatras	Department of Nursing	10	62	259	6.20	25.90	4.18
UNIWA	Department of Nursing	39	202	971	5.18	24.90	4.81
UoWM	Department of Midwifery	5	47	114	9.40	22.80	2.43
UoI	Department of Nursing	7	32	155	4.57	22.14	4.84
IHU	Department of Midwifery Science	10	40	184	4.00	18.40	4.60
UNIWA	Department of Midwifery	16	130	231	8.12	14.44	1.78
UNIWA	Department of Occupational Therapy	5	8	42	1.60	8.40	5.25
IHU	Department of Physiotherapy	12	15	36	1.25	3.00	2.40

Source: Koukoutsidis (2022), arXiv:2212.12032, Appendix B. Departments matched to the 2026 roster on university and department name.

Figure 15 relates the 2017-2021 Scopus values of these departments to their 2012-2025 Google Scholar values computed here, for both indicators of design B.

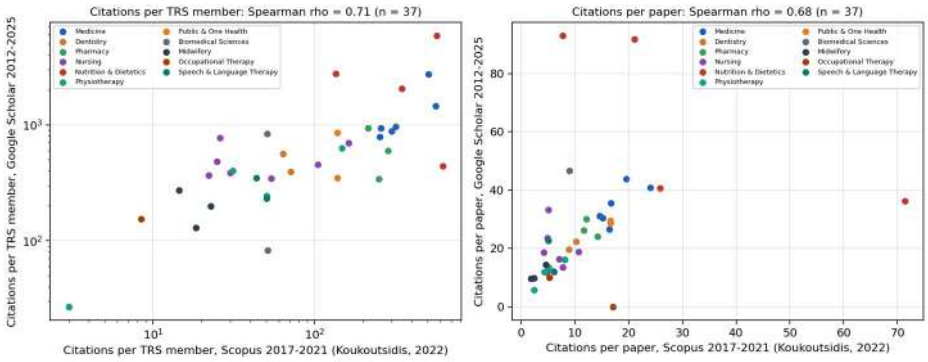

Figure 15. Departments in both studies: citations per TRS member (left, log scales) and per paper (right) under Scopus 2017-2021 (Koukoutsidis, 2022) and under Google Scholar 2012-2025 (this study).

5B.2 Departments, publications 2012-2025

Medicine: 1647 TRS members in 7 departments produced 67,826 unique 2012-2025 documents with 2,615,949 citations. Citations per TRS member range from 782.9 (Medicine (DUTH)) to 2,727.3 (Medicine (NKUA)) and citations per paper from 26.7 to 43.8. The top three departments by citations per member are Medicine (NKUA) (2,727.3); Medicine (UoC) (1,446.8); Medicine (UTh) (1,216.2) (Figure 16). 1028 members (62%) have no public Google Scholar profile and count in the denominator.

Table 10a. Medicine: Google Scholar documents 2012-2025 per department (design B). Ordered by citations per TRS member; ranks within area and within the university.

Department (Univ.)	TRS	No profile	Papers	Citations	Papers/ TRS	Cit./TRS	Cit./paper	Rank cit/TRS (area)	Rank cit/paper (area)	Rank in univ.
Medicine (NKUA)	551	313	34323	1502722	62.29	2,727.26	43.78	1	1	1
Medicine (UoC)	128	82	4525	185189	35.35	1,446.79	40.93	2	2	1
Medicine (UTh)	162	91	5105	197020	31.51	1,216.17	38.59	3	3	2
Medicine (UPatras)	131	81	4135	126311	31.56	964.21	30.55	4	6	1
Medicine (AUTH)	399	280	11971	373554	30.00	936.23	31.20	5	5	1
Medicine (UoI)	153	98	5058	134857	33.06	881.42	26.66	6	7	1
Medicine (DUTH)	123	83	2709	96296	22.02	782.89	35.55	7	4	1

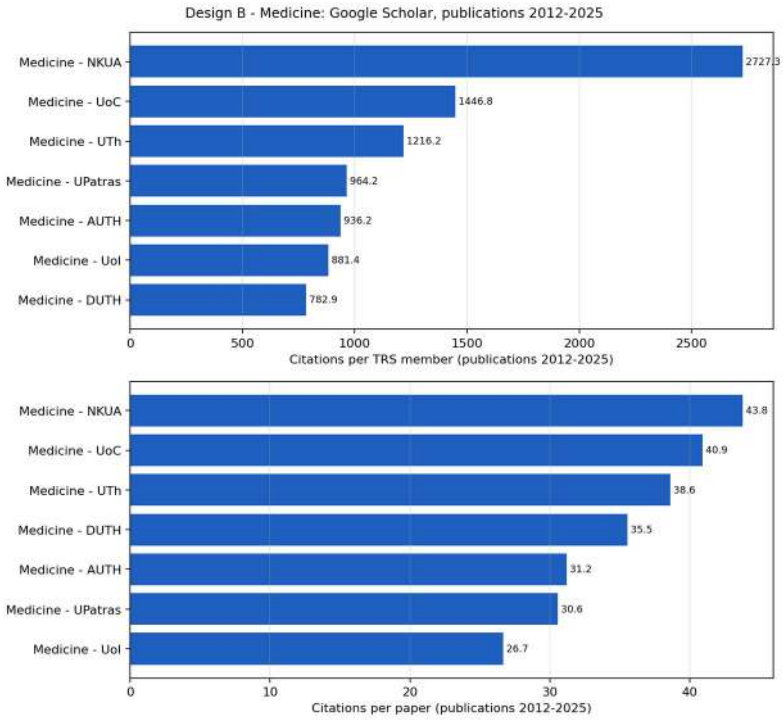

Figure 16. Medicine: citations per TRS member (top) and citations per paper (bottom), Google Scholar documents 2012-2025, design B.

Dentistry: 113 TRS members in 2 departments produced 2,498 unique 2012-2025 documents with 52,345 citations. Citations per TRS member range from 393.7 (Dentistry (NKUA)) to 560.9 (Dentistry (AUTH)) and citations per paper from 19.7 to 22.4. The top three departments by citations per member are Dentistry (AUTH) (560.9); Dentistry (NKUA) (393.7) (Figure 17). 52 members (46%) have no public Google Scholar profile and count in the denominator.

Table 10b. Dentistry: Google Scholar documents 2012-2025 per department (design B). Ordered by citations per TRS member; ranks within area and within the university.

Department (Univ.)	TRS	No profile	Papers	Citations	Papers/ TRS	Cit./TRS	Cit./paper	Rank cit/TRS (area)	Rank cit/paper (area)	Rank in univ.
Dentistry (AUTH)	47	21	1338	26363	28.47	560.91	19.70	1	2	3
Dentistry (NKUA)	66	31	1160	25982	17.58	393.67	22.40	2	1	4

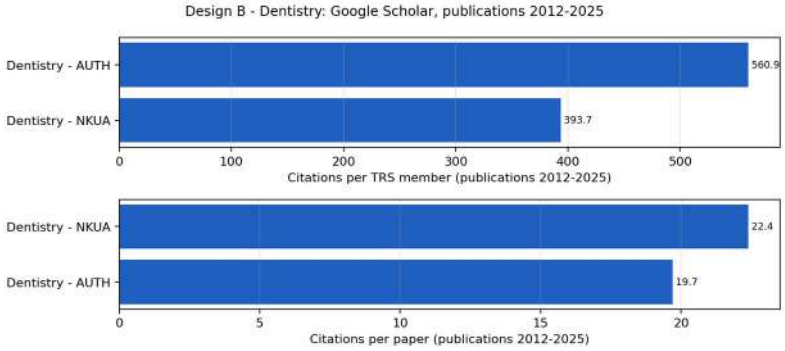

Figure 17. Dentistry: citations per TRS member (top) and citations per paper (bottom), Google Scholar documents 2012-2025, design B.

Pharmacy: 80 TRS members in 3 departments produced 1,845 unique 2012-2025 documents with 47,691 citations. Citations per TRS member range from 342.4 (Pharmacy (UPatras)) to 932.2 (Pharmacy (AUTH)) and citations per paper from 24.2 to 30.0. The top three departments by citations per member are Pharmacy

(AUTH) (932.2); Pharmacy (NKUA) (595.0); Pharmacy (UPatras) (342.4) (Figure 18). 49 members (61%) have no public Google Scholar profile and count in the denominator.

Table 10c. Pharmacy: Google Scholar documents 2012-2025 per department (design B). Ordered by citations per TRS member; ranks within area and within the university.

Department (Univ.)	TRS	No profile	Papers	Citations	Papers/ TRS	Cit./TRS	Cit./paper	Rank cit/TRS (area)	Rank cit/paper (area)	Rank in univ.
Pharmacy (AUTH)	19	10	675	17712	35.53	932.21	26.24	1	2	2
Pharmacy (NKUA)	36	19	885	21419	24.58	594.97	24.20	2	3	3
Pharmacy (UPatras)	25	20	285	8560	11.40	342.40	30.04	3	1	3

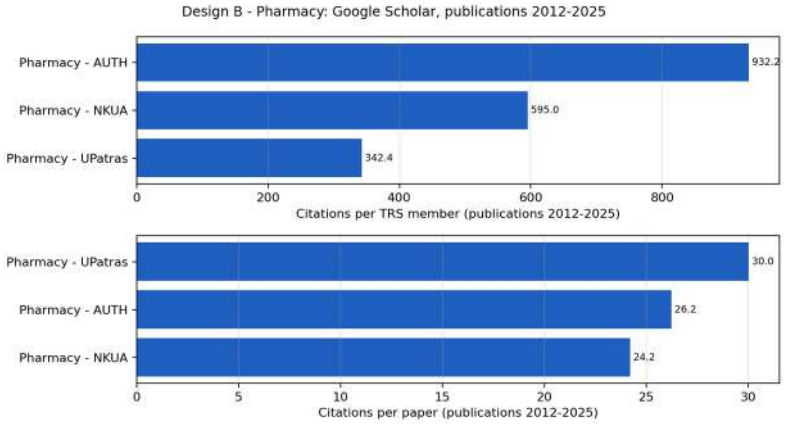

Figure 18. Pharmacy: citations per TRS member (top) and citations per paper (bottom), Google Scholar documents 2012-2025, design B.

Nursing: 151 TRS members in 8 departments produced 5,189 unique 2012-2025 documents with 89,856 citations. Citations per TRS member range from 344.6 (Nursing (HMU)) to 1,306.8 (Nursing (UTh)) and citations per paper from 11.8 to 33.4. The top three departments by citations per member are Nursing (UTh) (1,306.8); Nursing (UPatras) (774.5); Nursing (NKUA) (699.7) (Figure 19). 72 members (48%) have no public Google Scholar profile and count in the denominator.

Table 10d. Nursing: Google Scholar documents 2012-2025 per department (design B). Ordered by citations per TRS member; ranks within area and within the university.

Department (Univ.)	TRS	No profile	Papers	Citations	Papers/ TRS	Cit./TRS	Cit./paper	Rank cit/TRS (area)	Rank cit/paper (area)	Rank in univ.
Nursing (UTh)	15	6	1000	19602	66.67	1,306.80	19.60	1	3	1
Nursing (UPatras)	11	2	455	8520	41.36	774.55	18.73	2	5	2
Nursing (NKUA)	32	17	1193	22390	37.28	699.69	18.77	3	4	2
Nursing (UNIWA)	35	6	1434	16845	40.97	481.29	11.75	4	8	3
Nursing (UoP)	13	10	359	5871	27.62	451.62	16.35	5	6	3
Nursing (IHU)	20	15	232	7741	11.60	387.05	33.37	6	1	2
Nursing (UoI)	12	7	187	4407	15.58	367.25	23.57	7	2	2
Nursing (HMU)	13	9	329	4480	25.31	344.62	13.62	8	7	2

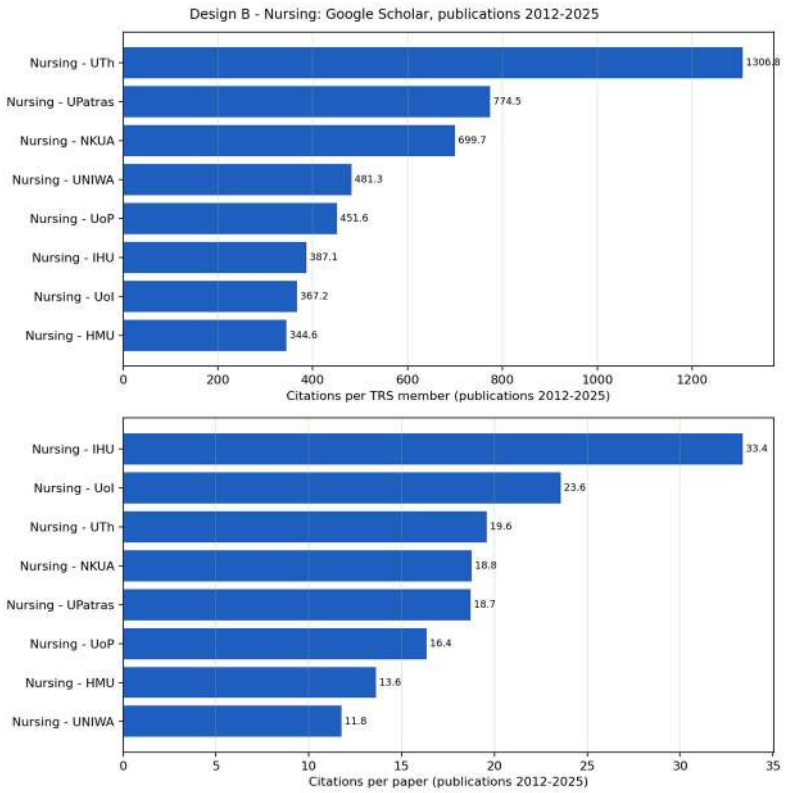

Figure 19. Nursing: citations per TRS member (top) and citations per paper (bottom), Google Scholar documents 2012-2025, design B.

Nutrition and dietetics: 66 TRS members in 5 departments produced 2,875 unique 2012-2025 documents with 202,280 citations. Citations per TRS member range from 439.1 (Nutrition and Dietetics Sciences (HMU)) to 5,853.6 (Nutrition and Dietetics (HUA)) and citations per paper from 26.5 to 92.9. The top three departments by citations per member are Nutrition and Dietetics (HUA) (5,853.6); Nutritional Science and Dietetics (UoP) (2,767.4); Nutritional Sciences and Dietetics (IHU) (2,052.8) (Figure 20). 36 members (55%) have no public Google Scholar profile and count in the denominator.

Table 10e. Nutrition and dietetics: Google Scholar documents 2012-2025 per department (design B). Ordered by citations per TRS member; ranks within area and within the university.

Department (Univ.)	TRS	No profile	Papers	Citations	Papers/ TRS	Cit./TRS	Cit./paper	Rank cit/TRS (area)	Rank cit/paper (area)	Rank in univ.
Nutrition and Dietetics (HUA)	23	12	1466	134634	63.74	5,853.65	91.84	1	2	1
Nutritional Science and Dietetics (UoP)	9	2	268	24907	29.78	2,767.44	92.94	2	1	1
Nutritional Sciences and Dietetics (IHU)	16	10	808	32844	50.50	2,052.75	40.65	3	3	1
Dietetics and Nutrition (UTh)	9	5	224	5943	24.89	660.33	26.53	4	5	3
Nutrition and Dietetics Sciences (HMU)	9	7	109	3952	12.11	439.11	36.26	5	4	1

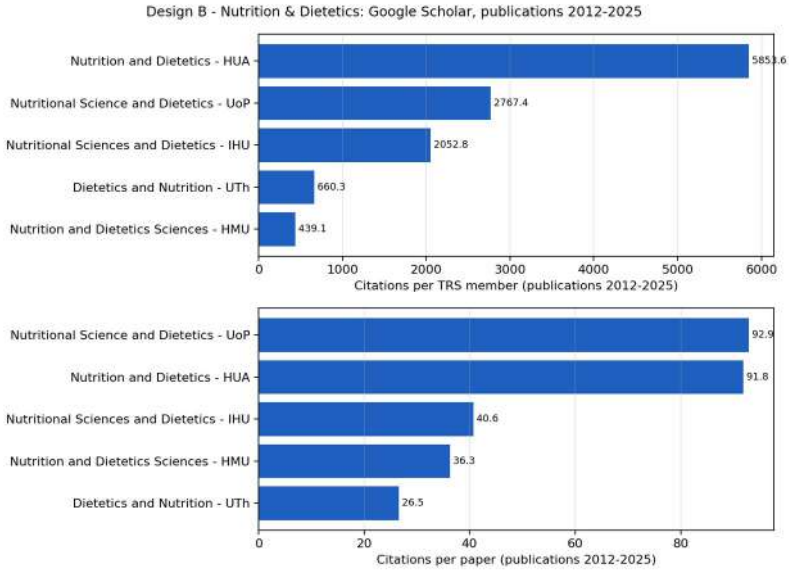

Figure 20. Nutrition and dietetics: citations per TRS member (top) and citations per paper (bottom), Google Scholar documents 2012-2025, design B.

Physiotherapy: 62 TRS members in 5 departments produced 1,643 unique 2012-2025 documents with 21,996 citations. Citations per TRS member range from 26.9 (Physiotherapy (IHU)) to 629.7 (Physiotherapy (UoP)) and citations per paper from 5.9 to 16.2. The top three departments by citations per member are Physiotherapy (UoP) (629.7); Physiotherapy (UNIWA) (402.8); Physiotherapy (UTh) (375.4) (Figure 21). 28 members (45%) have no public Google Scholar profile and count in the denominator.

Table 10f. Physiotherapy: Google Scholar documents 2012-2025 per department (design B). Ordered by citations per TRS member; ranks within area and within the university.

Department (Univ.)	TRS	No profile	Papers	Citations	Papers/ TRS	Cit./TRS	Cit./paper	Rank cit/TRS (area)	Rank cit/paper (area)	Rank in univ.
Physiotherapy (UoP)	10	4	388	6297	38.80	629.70	16.23	1	1	2
Physiotherapy (UNIWA)	17	5	568	6847	33.41	402.76	12.05	2	4	4
Physiotherapy (UTh)	14	5	403	5256	28.79	375.43	13.04	3	3	5
Physiotherapy (UPatras)	14	9	252	3408	18.00	243.43	13.52	4	2	4
Physiotherapy (IHU)	7	5	32	188	4.57	26.86	5.88	5	5	5

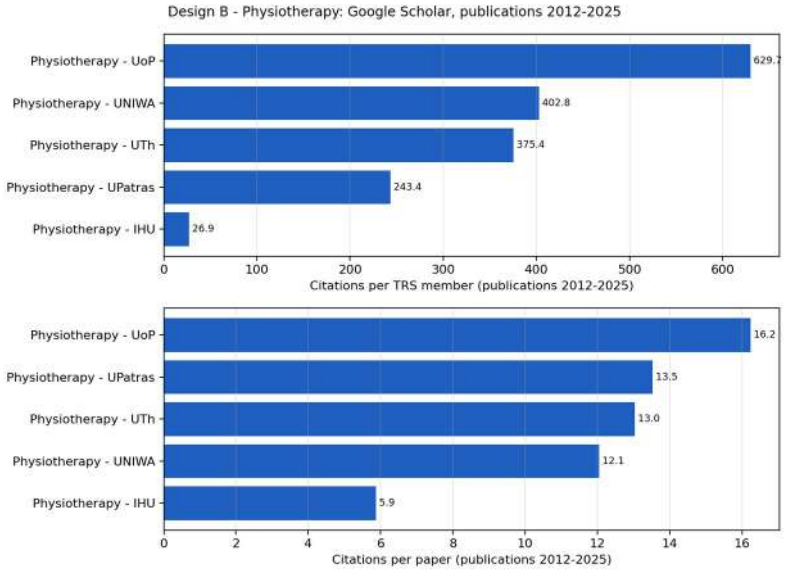

Figure 21. Physiotherapy: citations per TRS member (top) and citations per paper (bottom), Google Scholar documents 2012-2025, design B.

Public and one health: 45 TRS members in 3 departments produced 1,082 unique 2012-2025 documents with 26,369 citations. Citations per TRS member range from 348.4 (Public and Community Health (UNIWA)) to 855.6 (Public Health Policies (UNIWA)) and citations per paper from 13.1 to 29.6. The top three departments by citations per member are Public Health Policies (UNIWA) (855.6); Public and One Health (UTh) (398.1); Public and Community Health (UNIWA) (348.4) (Figure 22). 29 members (64%) have no public Google Scholar profile and count in the denominator.

Table 10g. Public and one health: Google Scholar documents 2012-2025 per department (design B). Ordered by citations per TRS member; ranks within area and within the university.

Department (Univ.)	TRS	No profile	Papers	Citations	Papers/ TRS	Cit./TRS	Cit./paper	Rank cit/TRS (area)	Rank cit/paper (area)	Rank in univ.
Public Health Policies (UNIWA)	20	12	578	17112	28.90	855.60	29.61	1	1	1
Public and One Health (UTh)	11	6	334	4379	30.36	398.09	13.11	2	3	4
Public and Community Health (UNIWA)	14	11	170	4878	12.14	348.43	28.69	3	2	5

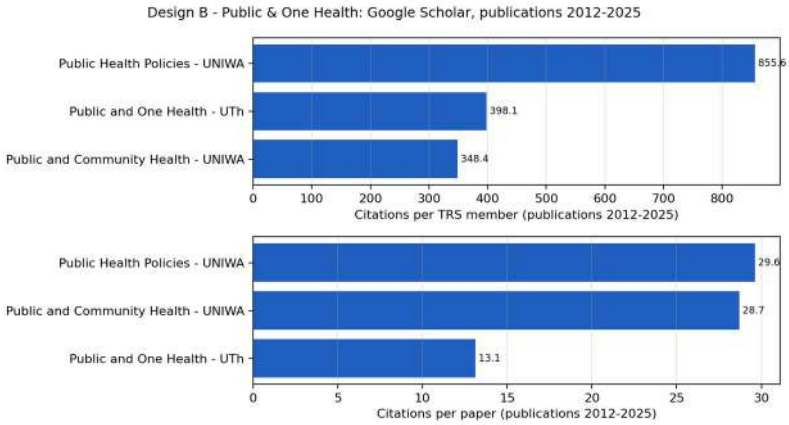

Figure 22. Public and one health: citations per TRS member (top) and citations per paper (bottom), Google Scholar documents 2012-2025, design B.

Biomedical sciences: 57 TRS members in 2 departments produced 832 unique 2012-2025 documents with 34,776 citations. Citations per TRS member range from 82.2 (Biomedical Sciences (IHU)) to 834.5 (Biomedical Sciences (UNIWA)) and citations per paper from 11.9 to 46.7. The top three departments by

citations per member are Biomedical Sciences (UNIWA) (834.5); Biomedical Sciences (IHU) (82.2) (Figure 23). 38 members (67%) have no public Google Scholar profile and count in the denominator.

Table 10h. Biomedical sciences: Google Scholar documents 2012-2025 per department (design B). Ordered by citations per TRS member; ranks within area and within the university.

Department (Univ.)	TRS	No profile	Papers	Citations	Papers/ TRS	Cit./TRS	Cit./paper	Rank cit/TRS (area)	Rank cit/paper (area)	Rank in univ.
Biomedical Sciences (UNIWA)	40	25	715	33378	17.88	834.45	46.68	1	1	2
Biomedical Sciences (IHU)	17	13	117	1398	6.88	82.24	11.95	2	2	4

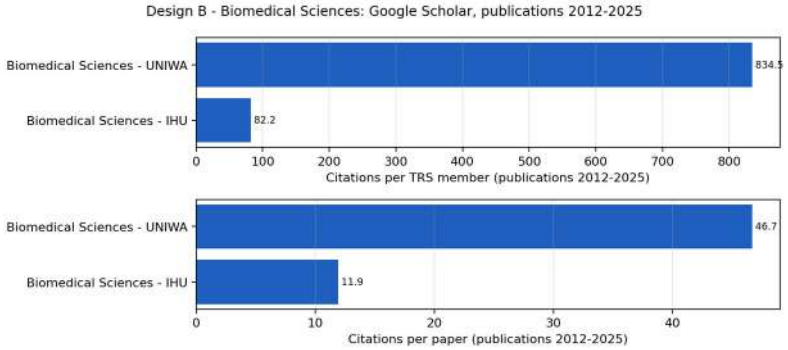

Figure 23. Biomedical sciences: citations per TRS member (top) and citations per paper (bottom), Google Scholar documents 2012-2025, design B.

Midwifery: 37 TRS members in 3 departments produced 820 unique 2012-2025 documents with 8,250 citations. Citations per TRS member range from 129.6 (Midwifery (IHU)) to 271.7 (Midwifery (UNIWA)) and citations per paper from 9.6 to 14.4. The top three departments by citations per member are Midwifery (UNIWA) (271.7); Midwifery (UoWM) (198.2); Midwifery (IHU) (129.6) (Figure 24). 21 members (57%) have no public Google Scholar profile and count in the denominator.

Table 10i. Midwifery: Google Scholar documents 2012-2025 per department (design B). Ordered by citations per TRS member; ranks within area and within the university.

Department (Univ.)	TRS	No profile	Papers	Citations	Papers/ TRS	Cit./TRS	Cit./paper	Rank cit/TRS (area)	Rank cit/paper (area)	Rank in univ.
Midwifery (UNIWA)	19	10	536	5163	28.21	271.74	9.63	1	3	6
Midwifery (UoWM)	11	6	221	2180	20.09	198.18	9.86	2	2	1
Midwifery (IHU)	7	5	63	907	9.00	129.57	14.40	3	1	3

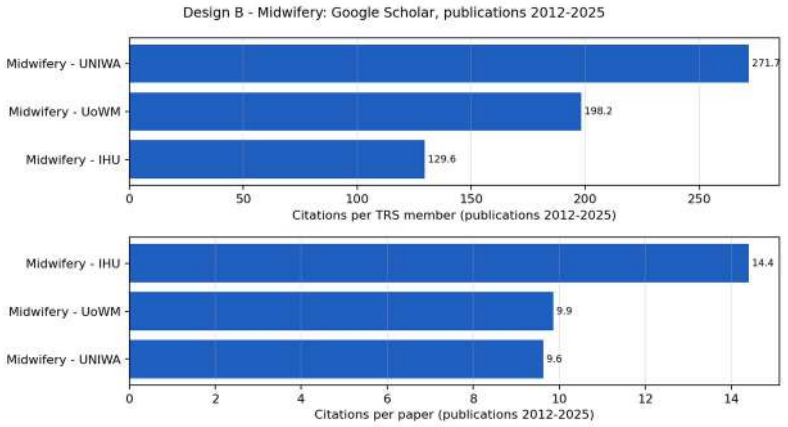

Figure 24. Midwifery: citations per TRS member (top) and citations per paper (bottom), Google Scholar documents 2012-2025, design B.

Occupational therapy: 11 TRS members in 2 departments produced 122 unique 2012-2025 documents with 1,228 citations. Citations per TRS member range from 0.0 (Occupational Therapy (UoWM)) to 153.5 (Occupational Therapy (UNIWA)) and citations per paper from 10.1 to 10.1. The top three departments by

citations per member are Occupational Therapy (UNIWA) (153.5); Occupational Therapy (UoWM) (0.0) (Figure 25). 8 members (73%) have no public Google Scholar profile and count in the denominator.

Table 10j. Occupational therapy: Google Scholar documents 2012-2025 per department (design B). Ordered by citations per TRS member; ranks within area and within the university.

Department (Univ.)	TRS	No profile	Papers	Citations	Papers/ TRS	Cit./TRS	Cit./paper	Rank cit/TRS (area)	Rank cit/paper (area)	Rank in univ.
Occupational Therapy (UNIWA)	8	5	122	1228	15.25	153.50	10.07	1	1	7
Occupational Therapy (UoWM)	3	3	0	0	0.00	0.00	0.00	2	2	2

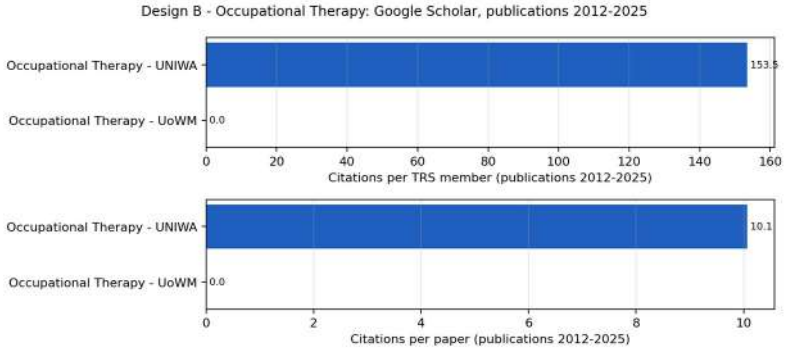

Figure 25. Occupational therapy: citations per TRS member (top) and citations per paper (bottom), Google Scholar documents 2012-2025, design B.

Speech and language therapy: 17 TRS members in 2 departments produced 341 unique 2012-2025 documents with 4,986 citations. Citations per TRS member range from 232.1 (Speech and Language Therapy (UPatras)) to 347.7 (Speech and Language Therapy (UoP)) and citations per paper from 12.1 to 22.6. The top three departments by citations per member are Speech and Language Therapy (UoP) (347.7); Speech and Language Therapy (UPatras) (232.1) (Figure 26). 10 members (59%) have no public Google Scholar profile and count in the denominator.

Table 10k. Speech and language therapy: Google Scholar documents 2012-2025 per department (design B). Ordered by citations per TRS member; ranks within area and within the university.

Department (Univ.)	TRS	No profile	Papers	Citations	Papers/ TRS	Cit./TRS	Cit./paper	Rank cit/TRS (area)	Rank cit/paper (area)	Rank in univ.
Speech and Language Therapy (UoP)	9	5	259	3129	28.78	347.67	12.08	1	2	4
Speech and Language Therapy (UPatras)	8	5	82	1857	10.25	232.12	22.65	2	1	5

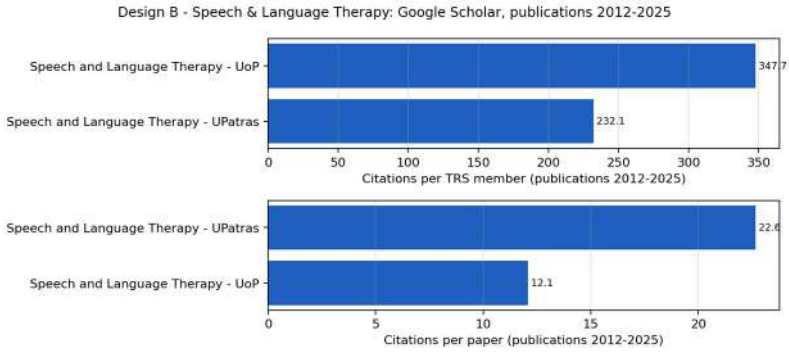

Figure 26. Speech and language therapy: citations per TRS member (top) and citations per paper (bottom), Google Scholar documents 2012-2025, design B.

5B.3 Individual ranking of faculty members (extension of design B)

Table 11 lists, for each area, the twenty members with the most citations to their own 2012-2025 documents, with papers, citations per paper and lifetime h, and their ranks within department, university,

area and nation-wide; the complete list is in Section 5E. Because the department indicators of design B are unions, a member's own counts do not sum to the department's, which is the point of reporting both.

Table 11a. Medicine: top-20 faculty members by citations to own documents 2012-2025 (design B).

Member	Department (Univ.)	Grade	Papers	Citations	Cit./paper	Lifetime h	Rank cites d/a/all	Conf.
Filippatos Gerasimos	Medicine (NKUA)	Prof.	1,131	271,724	240.2	189	1/1/1	H
Tsioufis Konstantinos	Medicine (NKUA)	Prof.	1,218	116,829	95.9	99	2/2/2	H
Dimopoulos Meletios-athanasios	Medicine (NKUA)	Prof.	1,002	100,287	100.1	184	3/3/3	H
Vlachopoulos Charalampos	Medicine (NKUA)	Prof.	798	68,953	86.4	99	4/4/5	H
Androudi Sofia	Medicine (UTh)	Prof.	147	58,701	399.3	55	1/5/6	H
Papadopoulos Nikolaos	Medicine (NKUA)	Prof.	839	53,024	63.2	127	5/6/7	H
Tsapas Apostolos	Medicine (AUTH)	Prof.	215	51,803	240.9	53	1/7/8	H
Papatheodoridis Georgios	Medicine (NKUA)	Prof.	578	51,157	88.5	112	6/8/9	H
Terpos Evangelos	Medicine (NKUA)	Prof.	1,194	49,196	41.2	121	7/9/10	H
Farmakis Dimitrios	Medicine (NKUA)	Asst.	311	47,039	151.2	78	8/10/12	H
Tavernarakis Nektarios	Medicine (UoC)	Prof.	282	45,559	161.6	89	1/11/13	H
Tsivgoulis Georgios	Medicine (NKUA)	Prof.	1,048	40,177	38.3	107	9/12/14	H
Lagiou Pagona	Medicine (NKUA)	Prof.	526	32,445	61.7	134	10/13/15	H
Giannakoulas Georgios	Medicine (AUTH)	Prof.	513	31,793	62.0	58	2/14/16	L
Steiropoulos Paschalis	Medicine (DUTH)	Prof.	469	30,775	65.6	63	1/15/17	H
Boumpas Dimitrios	Medicine (NKUA)	Prof.	525	30,682	58.4	110	11/16/18	H
Kakkos Stavros	Medicine (UPatras)	Prof.	344	30,449	88.5	71	1/17/19	H
Syrigos Konstantinos	Medicine (NKUA)	Prof.	720	30,285	42.1	99	12/18/20	L
Stefanis Leonidas	Medicine (NKUA)	Prof.	432	30,086	69.6	81	13/19/21	H
Akinosoglou Karolina - Anthoula	Medicine (UPatras)	Assoc.	224	28,548	127.5	50	2/20/22	H

Table 11b. Dentistry: top-20 faculty members by citations to own documents 2012-2025 (design B).

Member	Department (Univ.)	Grade	Papers	Citations	Cit./paper	Lifetime h	Rank cites d/a/all	Conf.
Paraskevopoulos Konstantinos	Dentistry (AUTH)	Asst.	401	7,384	18.4	63	1/1/92	L
Zinelis Spyros	Dentistry (NKUA)	Prof.	135	3,859	28.6	50	1/2/194	H
Papadopoulos A. Moschos	Dentistry (AUTH)	Prof.	94	3,018	32.1	43	2/3/241	H
Bakopoulou Athina	Dentistry (AUTH)	Prof.	94	2,968	31.6	36	3/4/248	H
Kontonasaki Eleana	Dentistry (AUTH)	Prof.	102	2,962	29.0	37	4/5/249	H
Polychronopoulou Argyro	Dentistry (NKUA)	Prof.	63	2,871	45.6	54	2/6/263	L
Perisanidis Christos	Dentistry (NKUA)	Prof.	91	2,710	29.8	27	3/7/280	H
Dionysopoulos Dimitrios	Dentistry (AUTH)	Assoc.	94	2,036	21.7	25	5/8/358	H
Kanavakis Georgios	Dentistry (NKUA)	Asst.	66	1,938	29.4	28	4/9/369	H
Andreadis Dimitrios	Dentistry (AUTH)	Assoc.	119	1,914	16.1	27	6/10/375	H
Sakellari Dimitra	Dentistry (AUTH)	Prof.	72	1,887	26.2	36	7/11/383	H
Tilaveridis Ioannis	Dentistry (AUTH)	Prof.	58	1,590	27.4	20	8/12/433	H
Tolidis Kosmas	Dentistry (AUTH)	Prof.	106	1,550	14.6	24	9/13/438	L
Mavridou Athina-Maria	Dentistry (NKUA)	Asst.	21	1,427	68.0	14	5/14/463	H
Tzanetakis Georgios	Dentistry (NKUA)	Assoc.	36	1,387	38.5	24	6/15/466	H
Tosios Konstantinos	Dentistry (NKUA)	Assoc.	120	1,358	11.3	34	7/16/471	L
Venetis Grigorios	Dentistry (AUTH)	Assoc.	33	1,335	40.5	18	10/17/477	H
Sifakakis Iosif	Dentistry (NKUA)	Assoc.	69	1,308	19.0	25	8/18/484	H
Angelopoulos Christos	Dentistry (NKUA)	Prof.	63	1,087	17.2	23	9/19/522	M
Antoniadou Maria	Dentistry (NKUA)	Assoc.	41	1,082	26.4	17	10/20/523	H

Table 11c. Pharmacy: top-20 faculty members by citations to own documents 2012-2025 (design B).

Member	Department (Univ.)	Grade	Papers	Citations	Cit./paper	Lifetime h	Rank cites d/a/all	Conf.
Fatouros Dimitrios	Pharmacy (AUTH)	Prof.	189	6,648	35.2	53	1/1/105	L
Poulas Konstantinos	Pharmacy (UPatras)	Assoc.	142	5,664	39.9	43	1/2/126	H
Christos Reppas	Pharmacy (NKUA)	Prof.	106	5,426	51.2	59	1/3/131	H
Maria Vertzoni	Pharmacy (NKUA)	Assoc.	114	4,994	43.8	45	2/4/149	H
Kachrimanis Kyriakos	Pharmacy (AUTH)	Prof.	60	3,489	58.1	39	2/5/213	H
Vizirianakis Ioannis	Pharmacy (AUTH)	Prof.	147	2,992	20.4	35	3/6/244	H
Karavasili Christina	Pharmacy (AUTH)	Asst.	67	2,939	43.9	31	4/7/252	L
Ioanna Chinou	Pharmacy (NKUA)	Prof.	172	2,933	17.1	64	3/8/253	H
Georgia Valsami	Pharmacy (NKUA)	Prof.	105	2,829	26.9	34	4/9/268	H
Barmpalexis Panagiotis	Pharmacy (AUTH)	Assoc.	113	2,611	23.1	34	5/10/288	H
Lazari Diamanto	Pharmacy (AUTH)	Prof.	112	2,129	19.0	37	6/11/342	H
Dimitrios Rekkas	Pharmacy (NKUA)	Prof.	35	1,534	43.8	27	5/12/441	H
Papadimitriou Evangelia	Pharmacy (UPatras)	Prof.	82	1,501	18.3	42	2/13/447	H
Stefanos Kikionis	Pharmacy (NKUA)	Asst.	45	1,256	27.9	22	6/14/489	H
Eleni Skaltsa	Pharmacy (NKUA)	Prof.	68	1,174	17.3	53	7/15/505	H
Pampalakis Georgios	Pharmacy (AUTH)	Assoc.	73	1,169	16.0	32	7/16/509	L
Ioannis Kostakis	Pharmacy (NKUA)	Prof.	57	1,104	19.4	25	8/17/518	H

Member	Department (Univ.)	Grade	Papers	Citations	Cit./paper	Lifetime h	Rank cites d/a/all	Conf.
Panagiotis Marakos	Pharmacy (NKUA)	Prof.	54	938	17.4	26	9/18/564	H
Olga Tzakou	Pharmacy (NKUA)	Prof.	29	929	32.0	49	10/19/572	H
Nikolaos Lougiakis	Pharmacy (NKUA)	Assoc.	47	885	18.8	16	11/20/588	H

Table 11d. Nursing: top-20 faculty members by citations to own documents 2012-2025 (design B).

Member	Department (Univ.)	Grade	Papers	Citations	Cit./paper	Lifetime h	Rank cites d/a/all	Conf.
Galanis Petros	Nursing (NKUA)	Assoc.	504	10,769	21.4	58	1/1/61	H
Papathanasiou Ioanna	Nursing (UTh)	Prof.	228	9,853	43.2	45	1/2/68	H
Fradelos Evangelos	Nursing (UTh)	Assoc.	306	7,502	24.5	44	2/3/90	H
Theofanidis Dimitrios	Nursing (IHU)	Prof.	111	6,657	60.0	19	1/4/104	L
Zyga Sofia	Nursing (UoP)	Prof.	290	5,253	18.1	39	1/5/137	L
Georgiopoulou Vasiliki	Nursing (UPatras)	Asst.	135	5,107	37.8	48	1/6/145	H
Malliarou Maria	Nursing (UTh)	Prof.	209	3,355	16.1	29	3/7/220	L
Rizos Evangelos	Nursing (UoI)	Assoc.	77	3,052	39.6	32	1/8/238	H
Patelarou Athina	Nursing (HMU)	Prof.	111	3,023	27.2	25	1/9/239	H
Stavropoulou Areti Anaplirotria	Nursing (UNIWA)	Assoc.	99	2,738	27.7	22	1/10/277	H
Koutelekos Ioannis Anaplirotis	Nursing (UNIWA)	Assoc.	253	2,394	9.5	26	2/11/306	L
Saridi Maria	Nursing (UTh)	Assoc.	206	2,338	11.3	26	4/12/314	H
Kleisiaris Christos	Nursing (UTh)	Prof.	69	2,293	33.2	20	5/13/318	H
Gallos Parisis Epikouros	Nursing (UNIWA)	Asst.	196	2,265	11.6	21	3/14/320	H
Gerogianni Georgia Anaplirotria	Nursing (UNIWA)	Assoc.	93	2,213	23.8	27	4/15/328	H
Vasilopoulos Georgios Kathigitis	Nursing (UNIWA)	Prof.	142	2,047	14.4	25	5/16/356	H
Kalokairinou Athina	Nursing (NKUA)	Prof.	140	1,928	13.8	28	2/17/370	L
Kotsiou Ourania	Nursing (UTh)	Assoc.	150	1,873	12.5	21	6/18/384	H
Karakike Eleni	Nursing (NKUA)	Asst.	34	1,800	52.9	17	3/19/396	H
Papageorgiou Dimitrios Kathigitis	Nursing (UNIWA)	Prof.	36	1,717	47.7	15	6/20/415	M

Table 11e. Nutrition and dietetics: top-20 faculty members by citations to own documents 2012-2025 (design B).

Member	Department (Univ.)	Grade	Papers	Citations	Cit./paper	Lifetime h	Rank cites d/a/all	Conf.
Dedousis Georgios	Nutrition and Dietetics (HUA)	Prof.	576	71,814	124.7	116	1/1/4	L
Moschonis Georgios	Nutrition and Dietetics (HUA)	Assoc.	253	48,250	190.7	67	2/2/11	H
Dimitriou Maria	Nutritional Science and Dietetics (UoP)	Asst.	50	19,739	394.8	32	1/3/33	H
Katsiki Niki	Nutritional Sciences and Dietetics (IHU)	Prof.	477	19,522	40.9	74	1/4/34	H
Papadopoulou Souzana	Nutritional Sciences and Dietetics (IHU)	Prof.	173	9,731	56.2	40	2/5/69	L
Kalafati Ioanna-Panagiota	Nutrition and Dietetics (HUA)	Asst.	58	5,407	93.2	19	3/6/132	H
Kontogianni Meropi	Nutrition and Dietetics (HUA)	Prof.	212	5,210	24.6	48	4/7/141	H
Mouratidou Theodora	Nutrition and Dietetics Sciences (HMU)	Prof.	98	3,734	38.1	40	1/8/201	H
Karathanos Vaios	Nutrition and Dietetics (HUA)	Prof.	123	2,915	23.7	54	5/9/256	H
Antonopoulou Smaragdi	Nutrition and Dietetics (HUA)	Prof.	106	2,607	24.6	45	6/10/289	H
Panoutsopoulos Georgios	Nutritional Science and Dietetics (UoP)	Prof.	96	2,433	25.3	31	2/11/303	H
Morres Ioannis	Dietetics and Nutrition (UTh)	Asst.	49	1,989	40.6	19	1/12/364	L
Kosti Rena	Dietetics and Nutrition (UTh)	Prof.	67	1,948	29.1	19	2/13/367	H
Gioxari Aristea	Nutritional Science and Dietetics (UoP)	Asst.	72	1,892	26.3	26	3/14/381	H
Arnaoutis Giannis	Nutrition and Dietetics (HUA)	Asst.	63	1,814	28.8	21	7/15/393	H
Nomikos Tzortzis	Nutrition and Dietetics (HUA)	Prof.	93	1,733	18.6	41	8/16/410	H
Georgakouli Kalliopi	Dietetics and Nutrition (UTh)	Asst.	65	1,593	24.5	22	3/17/431	H
Katsagoni Christina	Nutritional Sciences and Dietetics (IHU)	Prof.	43	1,515	35.2	19	3/18/444	H
Tenta Roxani	Nutrition and Dietetics (HUA)	Assoc.	64	1,317	20.6	26	9/19/480	H
Terzidis Michalis	Nutritional Sciences and Dietetics (IHU)	Prof.	47	1,065	22.7	23	4/20/527	H

Table 11f. Physiotherapy: top-20 faculty members by citations to own documents 2012-2025 (design B).

Member	Department (Univ.)	Grade	Papers	Citations	Cit./paper	Lifetime h	Rank cites d/a/all	Conf.
Chytas Dimitrios	Physiotherapy (UoP)	Asst.	149	2,514	16.9	25	1/1/295	H
Marazioti Antonia	Physiotherapy (UoP)	Assoc.	72	2,161	30.0	22	2/2/337	H
Pepera Garyfallia	Physiotherapy (UTh)	Assoc.	81	1,786	22.1	27	1/3/405	H
Tsekoura Maria	Physiotherapy (UPatras)	Assoc.	136	1,698	12.5	20	1/4/418	L
Dimitriadis Zacharias	Physiotherapy (UTh)	Assoc.	113	1,694	15.0	21	2/5/419	H
Stasinopoulos Dimitrios Anaplirotis	Physiotherapy (UNIWA)	Assoc.	168	1,648	9.8	27	1/6/425	H
Fousekis Konstantinos	Physiotherapy (UPatras)	Prof.	95	1,467	15.4	22	2/7/455	H
Papadopoulou Marianna Anaplirotria	Physiotherapy (UNIWA)	Assoc.	75	1,358	18.1	18	2/8/471	H
Strimpakos Nikolaos	Physiotherapy (UTh)	Prof.	78	1,128	14.5	31	3/9/512	H
Kortianou Eleni	Physiotherapy (UTh)	Prof.	81	1,048	12.9	14	4/10/535	L
Papandreou Maria Kathigitria	Physiotherapy (UNIWA)	Prof.	56	885	15.8	18	3/11/588	H
Patsaki Eirini Epikouri	Physiotherapy (UNIWA)	Asst.	95	766	8.1	12	4/12/626	L
Gioftsos Georgios Kathigitis	Physiotherapy (UNIWA)	Prof.	49	729	14.9	19	5/13/637	H
Stefanos Karanasios Epikouros	Physiotherapy (UNIWA)	Asst.	40	684	17.1	13	6/14/648	H

Member	Department (Univ.)	Grade	Papers	Citations	Cit./paper	Lifetime h	Rank cites d/a/all	Conf.
Moutzouri Maria Epikouri	Physiotherapy (UNIWA)	Asst.	40	644	16.1	14	7/15/657	H
Papagiannis Georgios	Physiotherapy (UoP)	Assoc.	47	627	13.3	13	3/16/670	H
Christakou Anna	Physiotherapy (UoP)	Asst.	74	581	7.8	15	4/17/692	H
Triantafyllou Athanasios	Physiotherapy (UoP)	Asst.	33	565	17.1	12	5/18/697	H
Stasi Sofia	Physiotherapy (UoP)	Asst.	58	557	9.6	14	6/19/699	H
Grammatopoulou Eirini Kathigitria	Physiotherapy (UNIWA)	Prof.	51	556	10.9	14	8/20/700	L

Table 11g. Public and one health: top-20 faculty members by citations to own documents 2012-2025 (design B).

Member	Department (Univ.)	Grade	Papers	Citations	Cit./paper	Lifetime h	Rank cites d/a/all	Conf.
Maniadakis Nikos Kathigitis	Public Health Policies (UNIWA)	Prof.	240	7,936	33.1	44	1/1/85	L
Mandilara Georgia Anaplirotria	Public Health Policies (UNIWA)	Assoc.	40	5,457	136.4	19	2/2/130	H
Lagiou Areti Kathigitria	Public and Community Health (UNIWA)	Prof.	149	4,547	30.5	44	1/3/167	H
Kostoulas Polychronis	Public and One Health (UTh)	Prof.	137	2,231	16.3	26	1/4/325	H
Merakou Kyriakoula Kathigitria	Public Health Policies (UNIWA)	Prof.	53	1,070	20.2	19	3/5/525	H
Zavras Dimitrios Anaplirotis	Public Health Policies (UNIWA)	Assoc.	57	968	17.0	18	4/6/556	L
Chatzopoulos Dimitrios	Public and One Health (UTh)	Assoc.	65	941	14.5	18	2/7/562	H
Kofinas Dimitris	Public and One Health (UTh)	Asst.	49	714	14.6	13	3/8/639	H
Koulierakis Giorgos Kathigitis	Public Health Policies (UNIWA)	Prof.	71	617	8.7	15	5/9/675	H
Giakkoupi Panagiota Anaplirotria	Public Health Policies (UNIWA)	Assoc.	26	583	22.4	28	6/10/691	H
Fouskas Theodoros Anaplirotis	Public Health Policies (UNIWA)	Assoc.	100	500	5.0	13	7/11/724	H
Kiouvrekis Ioannis	Public and One Health (UTh)	Asst.	76	471	6.2	12	4/12/734	H
Perifanou Dimitra	Public and Community Health (UNIWA)	Lect.	11	253	23.0	4	2/13/817	H
Sotiropoulou Pinelopi Epikouri	Public and Community Health (UNIWA)	Asst.	12	104	8.7	10	3/14/884	H
Damikouka Ioanna Anaplirotria	Public Health Policies (UNIWA)	Assoc.	27	100	3.7	7	8/15/885	H
Kotrotsios Anastasios	Public and One Health (UTh)	Asst.	14	85	6.1	5	5/16/892	H

Table 11h. Biomedical sciences: top-20 faculty members by citations to own documents 2012-2025 (design B).

Member	Department (Univ.)	Grade	Papers	Citations	Cit./paper	Lifetime h	Rank cites d/a/all	Conf.
Beloukas Apostolos Kathigitis	Biomedical Sciences (UNIWA)	Prof.	174	26,706	153.5	44	1/1/23	H
Konstantakopoulou Evgenia Anaplirotria	Biomedical Sciences (UNIWA)	Assoc.	54	2,374	44.0	22	2/2/311	H
Papanastasiou Anastasios Anaplirotis	Biomedical Sciences (UNIWA)	Assoc.	99	2,150	21.7	27	3/3/339	H
Chatzopoulou Fani	Biomedical Sciences (IHU)	Prof.	68	1,041	15.3	21	1/4/536	M
Papageorgiou Spyros Anaplirotis	Biomedical Sciences (UNIWA)	Assoc.	56	494	8.8	19	4/5/727	H
Kefala Vasiliki Kathigitria	Biomedical Sciences (UNIWA)	Prof.	90	441	4.9	12	5/6/743	H
Karkalousos Petros Anaplirotis	Biomedical Sciences (UNIWA)	Assoc.	90	332	3.7	11	6/7/786	H
Ninos Konstantinos Kathigitis	Biomedical Sciences (UNIWA)	Prof.	43	314	7.3	12	7/8/795	H
Karamitrousis Evangelos	Biomedical Sciences (IHU)	Prof.	28	250	8.9	6	2/9/819	H
Theocharopoulos Antonios Epikouros	Biomedical Sciences (UNIWA)	Asst.	18	196	10.9	8	8/10/841	H
Tertipi Niki	Biomedical Sciences (UNIWA)	Lect.	44	178	4.0	8	9/11/848	H
Sfyri Eleni Epikouroi	Biomedical Sciences (UNIWA)	Asst.	47	177	3.8	8	10/12/849	H
Mitka Stella	Biomedical Sciences (IHU)	Prof.	22	169	7.7	8	3/13/855	H
Pateras Evangelos Kathigitis	Biomedical Sciences (UNIWA)	Prof.	41	145	3.5	8	11/14/863	H
Papagiorgis Petros	Biomedical Sciences (UNIWA)	Lect.	22	116	5.3	8	12/15/879	H
Ninos Georgios Epikouros	Biomedical Sciences (UNIWA)	Asst.	11	80	7.3	4	13/16/893	H
Papadopoulos Apostolos	Biomedical Sciences (UNIWA)	Lect.	10	64	6.4	8	14/17/897	H
Kintziou Eleni Kathigitria	Biomedical Sciences (UNIWA)	Prof.	6	22	3.7	6	15/18/911	L
Papoutsi Androniki	Biomedical Sciences (IHU)	Prof.	5	8	1.6	8	4/19/913	H

Table 11i. Midwifery: top-20 faculty members by citations to own documents 2012-2025 (design B).

Member	Department (Univ.)	Grade	Papers	Citations	Cit./paper	Lifetime h	Rank cites d/a/all	Conf.
Gourounti Kleanthi Kathigitria	Midwifery (UNIWA)	Prof.	112	1,604	14.3	26	1/1/428	H
Bothou Anastasia Epikouri	Midwifery (UNIWA)	Asst.	148	1,449	9.8	16	2/2/459	L
Eirini Orovou	Midwifery (UoWM)	Asst.	107	1,313	12.3	21	1/3/482	H
Sarantaki Antigoni Kathigitria,	Midwifery (UNIWA)	Prof.	157	1,204	7.7	22	3/4/501	H
Maria Tzitiridou	Midwifery (UoWM)	Assoc.	111	751	6.8	19	2/5/632	H
Diamanti Athina Epikouri	Midwifery (UNIWA)	Asst.	90	750	8.3	13	4/6/633	L
Zafrakas Menelaos	Midwifery (IHU)	Prof.	38	652	17.2	25	1/7/653	H
Sarella Angeliki Anaplirotria	Midwifery (UNIWA)	Assoc.	47	464	9.9	11	5/8/736	H
Nanou Christina Anaplirotria	Midwifery (UNIWA)	Assoc.	55	447	8.1	11	6/9/742	H
Panagiotis Eskitzis	Midwifery (UoWM)	Asst.	56	406	7.2	11	3/10/756	H
Palaska Ermioni Anaplirotria	Midwifery (UNIWA)	Assoc.	43	399	9.3	11	7/11/759	H
Deltsidou Anna Kathigitria	Midwifery (UNIWA)	Prof.	70	347	5.0	14	8/12/776	H
Varela Pinelopi	Midwifery (IHU)	Asst.	25	255	10.2	8	2/13/814	H
Lazaros Lavasidis	Midwifery (UoWM)	Asst.	3	204	68.0	8	4/14/837	H

Member	Department (Univ.)	Grade	Papers	Citations	Cit./paper	Lifetime h	Rank cites d/a/all	Conf.
Ioanna Ioannou	Midwifery (UoWM)	Asst.	8	59	7.4	2	5/15/900	M
Bolou Angeliki Epikouri	Midwifery (UNIWA)	Asst.	19	58	3.0	5	9/16/901	L

Table 11j. Occupational therapy: top-20 faculty members by citations to own documents 2012-2025 (design B).

Member	Department (Univ.)	Grade	Papers	Citations	Cit./paper	Lifetime h	Rank cites d/a/all	Conf.
Vlotinou Pinelopi Epikouri	Occupational Therapy (UNIWA)	Asst.	57	635	11.1	14	1/1/662	H
Athanasopoulou Christina Anaplirotria	Occupational Therapy (UNIWA)	Assoc.	29	535	18.4	10	2/2/706	H
Ioanna Giannoula Katsouri	Occupational Therapy (UNIWA)	Asst.	47	99	2.1	6	3/3/886	H

Table 11k. Speech and language therapy: top-20 faculty members by citations to own documents 2012-2025 (design B).

Member	Department (Univ.)	Grade	Papers	Citations	Cit./paper	Lifetime h	Rank cites d/a/all	Conf.
Konstantopoulos Konstantinos	Speech and Language Therapy (UoP)	Assoc.	175	2,213	12.7	33	1/1/328	H
Papathanasiou Ilias	Speech and Language Therapy (UPatras)	Prof.	44	1,556	35.4	22	1/2/437	H
Stefanatou Pentagiotissa	Speech and Language Therapy (UoP)	Asst.	43	635	14.8	14	2/3/662	H
Iliadou Eleftheria	Speech and Language Therapy (UoP)	Asst.	25	207	8.3	9	3/4/834	M
Trimmis Nikolaos	Speech and Language Therapy (UPatras)	Prof.	24	185	7.7	9	2/5/842	H
Papakyritsis Ioannis	Speech and Language Therapy (UPatras)	Asst.	14	116	8.3	6	3/6/879	H
Karpathiou Nomiki	Speech and Language Therapy (UoP)	Asst.	16	74	4.6	4	4/7/895	H

5C. Robustness: the same designs on OpenAlex and Semantic Scholar

Every step of Sections 3-5 was repeated with OpenAlex and with Semantic Scholar as the source on the same roster (full results in the companion files). Google Scholar and OpenAlex rank the departments at rho = 0.81 for the design-A mean h, 0.74 for design-B citations per member and 0.73 for citations per paper, and the 909 members matched in both at rho = 0.71 for the 2012-2025 h, 0.71 for 2012-2025 citations and 0.70 for the lifetime h. Google Scholar and Semantic Scholar rank the departments at rho = 0.31 for the design-A mean h, 0.40 for design-B citations per member and 0.37 for citations per paper, and the 712 members matched in both at rho = 0.01 for the 2012-2025 h, 0.02 for 2012-2025 citations and 0.04 for the lifetime h. OpenAlex and Semantic Scholar rank the departments at rho = 0.39 for the design-A mean h, 0.46 for design-B citations per member and 0.45 for citations per paper, and the 1,566 members matched in both at rho = 0.15 for the 2012-2025 h, 0.14 for 2012-2025 citations and 0.15 for the lifetime h. Table 12 summarises the pairwise agreement and Table 13 lists every department under the three sources; Section 5E gives all three sources for every member.

Table 12. Agreement between sources: Spearman rank correlations at department level (design A mean h; design B citations per TRS member and per paper) and at faculty-member level (2012-2025 h, 2012-2025 citations, lifetime h), with the mean level differences.

Sources	Depts	rho mean h	rho cit/TRS	rho cit/paper	Members	rho h 2012-25	rho cites 2012-25	rho lifetime h	Δ h (mean)	Δ cites
Google Scholar vs OpenAlex	41	0.81	0.74	0.73	909	0.71	0.71	0.70	+5.7	+101%
Google Scholar vs Semantic Scholar	41	0.31	0.40	0.37	712	0.01	0.02	0.04	+15.8	+643%
OpenAlex vs Semantic Scholar	42	0.39	0.46	0.45	1,566	0.15	0.14	0.15	+8.1	+229%

Table 13. Departments under the three sources: design-A mean h and citations per academic, design-B citations per TRS member, publications 2012-2025 (GS = Google Scholar, OA = OpenAlex, S2 = Semantic Scholar).

Area	Department (Univ.)	Mean h GS	Mean h OA	Mean h S2	Cites/acad. GS	Cites/acad. OA	Cites/acad. S2	Cit./TRS GS	Cit./TRS OA	Cit./TRS S2
MED	Medicine (NKUA)	30.55	17.30	5.07	7,698.7	2,522.4	376.2	2,727.3	1,744.0	250.7
MED	Medicine (UoC)	24.41	13.98	6.84	4,343.4	1,360.0	587.9	1,446.8	1,102.9	412.0
MED	Medicine (AUTH)	23.04	14.62	4.60	3,829.6	1,548.7	268.0	936.2	1,085.6	174.0
MED	Medicine (UTh)	21.31	13.38	4.97	3,426.4	1,435.3	361.8	1,216.2	1,082.9	236.6
MED	Medicine (UoI)	21.22	14.26	5.62	2,710.7	1,397.3	363.1	881.4	1,038.1	237.8
MED	Medicine (UPatras)	19.58	13.48	5.57	2,780.1	1,402.4	290.7	964.2	1,004.9	198.6
MED	Medicine (DUTH)	18.75	13.56	4.67	2,718.7	1,194.7	327.8	782.9	784.9	229.3
DENT	Dentistry (AUTH)	16.27	10.49	6.39	1,289.2	732.2	365.0	560.9	580.7	252.4
DENT	Dentistry (NKUA)	12.86	7.97	4.75	817.5	441.4	371.8	393.7	360.2	277.6
PHARM	Pharmacy (AUTH)	26.67	18.59	7.12	2,567.1	1,431.2	451.9	932.2	990.2	369.2
PHARM	Pharmacy (NKUA)	18.71	9.24	1.64	1,605.3	580.4	41.1	595.0	363.6	16.0

Area	Department (Univ.)	Mean h GS	Mean h OA	Mean h S2	Cites/acad. GS	Cites/acad. OA	Cites/acad. S2	Cit./TRS GS	Cit./TRS OA	Cit./TRS S2
PHARM	Pharmacy (UPatras)	18.60	16.13	3.14	1,735.4	1,615.4	85.4	342.4	913.3	46.9
NURS	Nursing (UTh)	24.22	15.73	14.43	3,205.1	1,524.5	1,235.1	1,306.8	985.2	896.9
NURS	Nursing (UoP)	18.67	12.45	11.85	2,054.7	948.2	4,212.1	451.6	709.2	4,187.8
NURS	Nursing (NKUA)	16.67	11.04	9.25	1,599.9	759.6	2,809.0	699.7	541.8	2,086.7
NURS	Nursing (HMU)	15.75	14.12	7.50	1,251.8	963.8	466.0	344.6	545.7	286.1
NURS	Nursing (UPatras)	15.44	8.91	3.70	1,102.8	541.5	89.8	774.5	475.4	74.5
NURS	Nursing (UNIWA)	14.07	8.94	7.38	973.2	533.0	390.4	481.3	376.4	284.3
NURS	Nursing (UoI)	11.00	6.00	3.22	895.4	384.8	111.7	367.2	268.8	65.8
NURS	Nursing (IHU)	9.80	6.31	4.67	1,548.8	351.2	149.9	387.1	168.7	63.6
NUTR	Nutrition and Dietetics (HUA)	31.73	15.00	12.22	12,864.7	2,104.3	2,382.4	5,853.6	1,645.5	1,820.9
NUTR	Nutritional Sciences and Dietetics (IHU)	29.50	14.00	3.55	5,574.3	1,519.4	131.6	2,052.8	1,327.4	90.4
NUTR	Nutrition and Dietetics Sciences (HMU)	21.50	13.00	9.50	1,976.0	758.7	544.9	439.1	582.3	484.2
NUTR	Nutritional Science and Dietetics (UoP)	18.57	16.44	7.38	3,720.0	2,541.3	356.5	2,767.4	2,498.2	309.8
NUTR	Dietetics and Nutrition (UTh)	16.75	19.38	11.25	1,489.5	1,691.5	718.0	660.3	1,487.9	624.6
PHYSIO	Physiotherapy (UoP)	16.00	14.00	6.50	1,167.5	860.5	265.0	629.7	805.8	259.7
PHYSIO	Physiotherapy (UNIWA)	12.25	10.88	6.77	698.4	558.7	299.1	402.8	436.4	198.7
PHYSIO	Physiotherapy (UPatras)	11.60	10.38	3.00	791.8	658.7	85.0	243.4	469.0	74.6
PHYSIO	Physiotherapy (UTh)	11.56	8.92	6.50	701.3	516.6	318.0	375.4	367.4	270.4
PHYSIO	Physiotherapy (IHU)	5.00	6.50	4.50	94.0	241.0	102.5	26.9	115.6	55.0
PUBH	Public Health Policies (UNIWA)	15.38	12.00	7.41	2,153.9	1,179.7	431.4	855.6	922.4	364.2
PUBH	Public and Community Health (UNIWA)	14.00	11.73	8.50	1,634.7	812.0	660.9	348.4	565.9	468.9
PUBH	Public and One Health (UTh)	13.60	10.73	4.64	888.4	582.2	151.7	398.1	577.4	147.6
BIOMED	Biomedical Sciences (UNIWA)	11.47	8.32	4.30	2,252.6	595.5	151.1	834.5	433.2	75.0
BIOMED	Biomedical Sciences (IHU)	8.50	9.31	5.50	367.0	422.1	208.0	82.2	288.2	139.8
MIDW	Midwifery (UNIWA)	13.22	11.83	10.41	746.9	865.3	697.0	271.7	704.6	538.8
MIDW	Midwifery (IHU)	11.00	6.83	7.00	453.5	224.0	392.0	129.6	187.7	224.0
MIDW	Midwifery (UoWM)	10.80	10.88	1.20	546.6	570.6	18.6	198.2	385.4	8.4
OT	Occupational Therapy (UNIWA)	10.00	7.17	6.50	423.0	279.7	272.5	153.5	194.4	123.8
OT	Occupational Therapy (UoWM)	-	12.67	6.00	-	644.3	225.3	0.0	644.3	225.3
SLT	Speech and Language Therapy (UoP)	12.00	10.75	4.83	782.2	1,106.4	139.3	347.7	983.4	92.9
SLT	Speech and Language Therapy (UPatras)	11.00	8.43	2.67	619.0	475.3	42.3	232.1	399.0	15.9

Figures 27-31 give the same comparison graphically: department mean h and citations per TRS member under the three sources, the member-level h-index under Google Scholar against the two open sources, the share of each department's roster matched in each source, and the relation between the two designs' department indicators under Google Scholar.

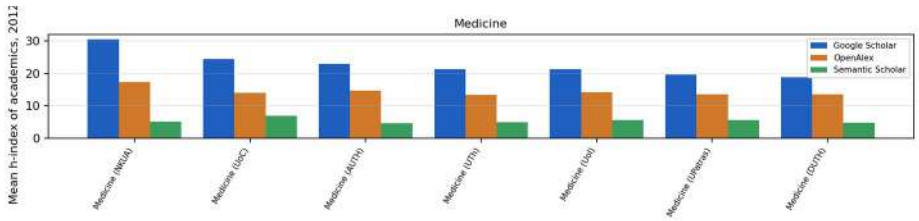
Medicine
Mean h-index of academics, 2012-2025
Google Scholar
OpenAlex
Semantic Scholar
Medicine (NKUA)
Medicine (UoC)
Medicine (AUTH)
Medicine (UTh)
Medicine (UoI)
Medicine (UPatras)
Medicine (DUTH)

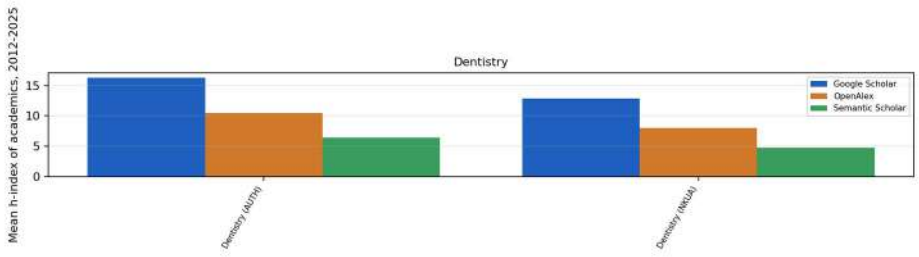
Dentistry
Mean h-index of academics, 2012-2025
Google Scholar
OpenAlex
Semantic Scholar
Dentistry (AUTH)
Dentistry (NKUA)

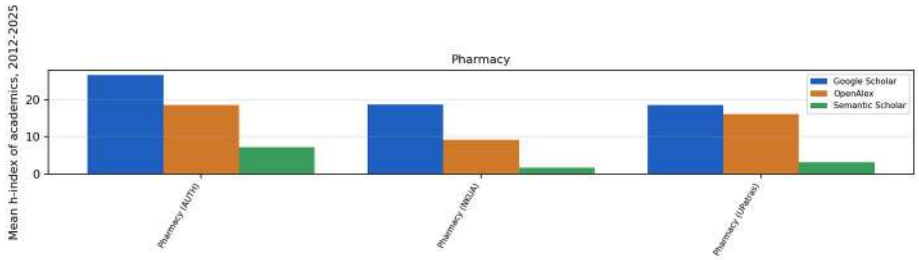
Pharmacy
Mean h-index of academics, 2012-2025
Google Scholar
OpenAlex
Semantic Scholar
Pharmacy (AUTH)
Pharmacy (NKUA)
Pharmacy (UPatras)

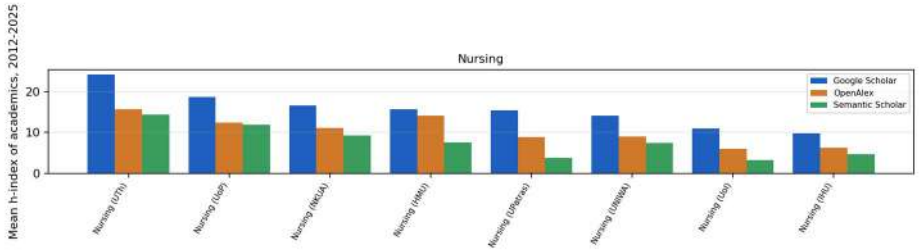
Nursing
Mean h-index of academics, 2012-2025
Google Scholar
OpenAlex
Semantic Scholar
Nursing (UTh)
Nursing (UoP)
Nursing (NKUA)
Nursing (HMU)
Nursing (UPatras)
Nursing (UNWA)
Nursing (UoI)
Nursing (HU)

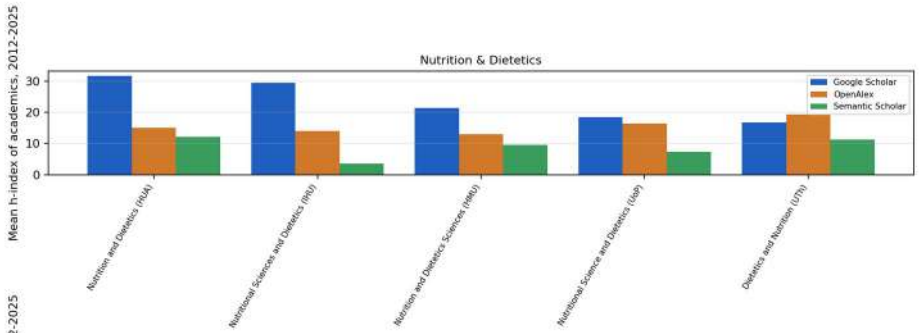
Nutrition & Dietetics
Mean h-index of academics, 2012-2025
Google Scholar
OpenAlex
Semantic Scholar
Nutrition and Dietetics (HUA)
Nutritional Sciences and Dietetics (IHU)
Nutrition and Dietetics Sciences (HMU)
Nutritional Science and Dietetics (UoP)
Dietetics and Nutrition (UTh)

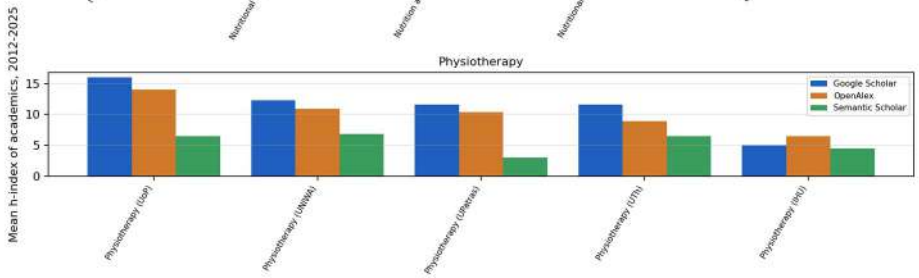
Physiotherapy
Mean h-index of academics, 2012-2025
Google Scholar
OpenAlex
Semantic Scholar
Physiotherapy (UoP)
Physiotherapy (UNWA)
Physiotherapy (UPatras)
Physiotherapy (UTh)
Physiotherapy (IHU)

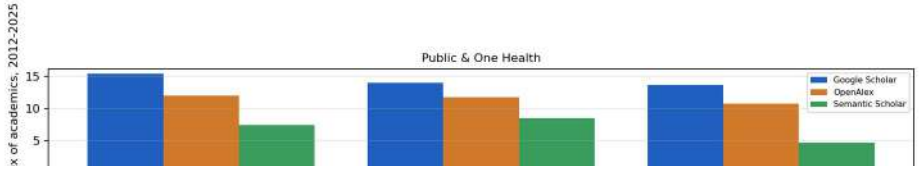
Public & One Health
of academics, 2012-2025
Google Scholar
OpenAlex
Semantic Scholar

Figure 27. Design A mean h-index of academics, publications 2012-2025, per department under Google Scholar, OpenAlex and Semantic Scholar (one panel per area; departments ordered by the Google Scholar value).

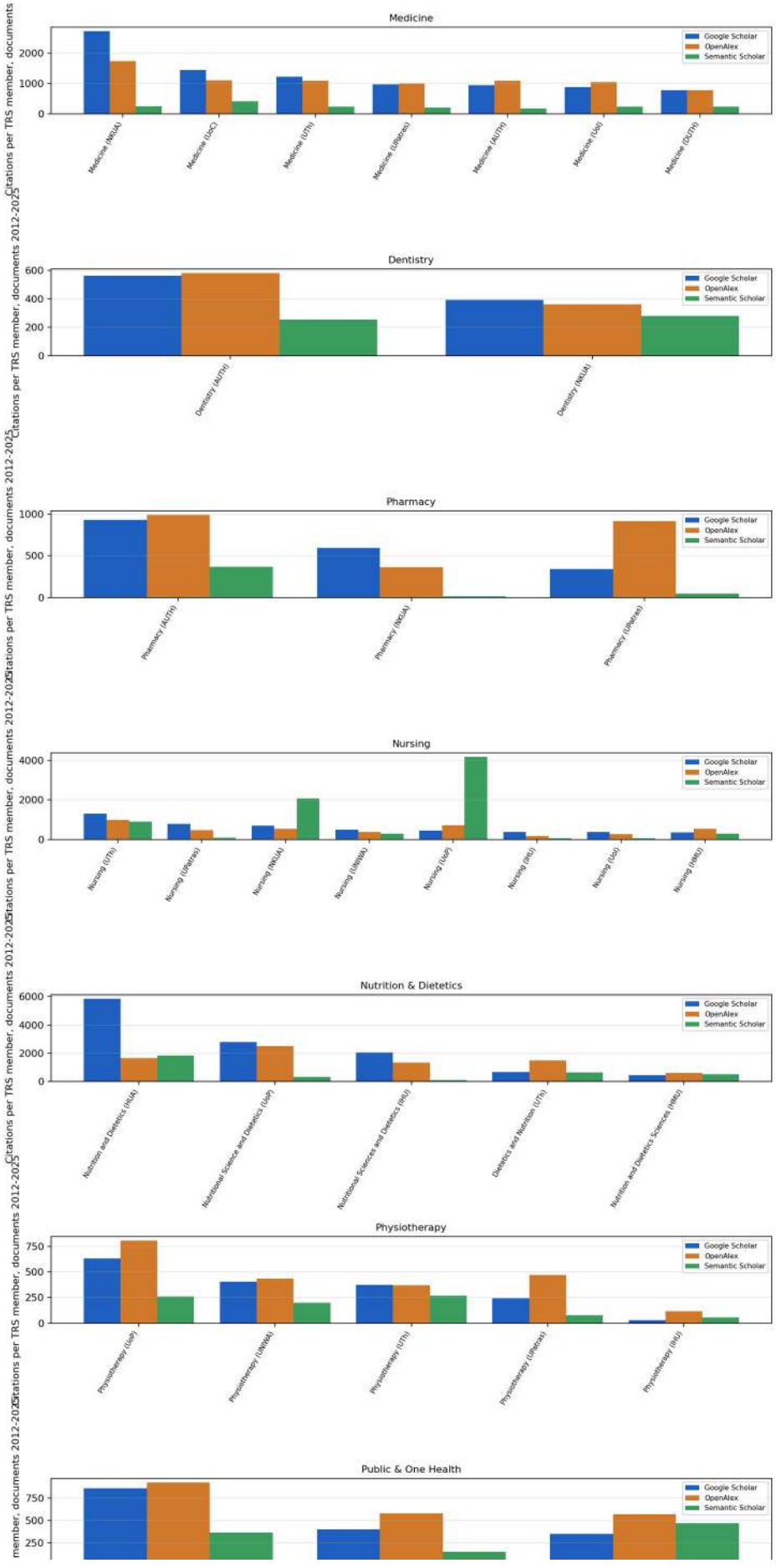
Medicine
Google Scholar
OpenAlex
Semantic Scholar
Medicine (NKUA)
Medicine (UoC)
Medicine (UTh)
Medicine (UPatras)
Medicine (AUTH)
Medicine (UoI)
Medicine (DUTH)
Dentistry
Dentistry (AUTH)
Dentistry (NKUA)
Pharmacy
Pharmacy (AUTH)
Pharmacy (NKUA)
Pharmacy (UPatras)
Nursing
Nursing (UTh)
Nursing (UPatras)
Nursing (NKUA)
Nursing (UNIWA)
Nursing (UoP)
Nursing (IHU)
Nursing (UoI)
Nursing (HMU)
Nutrition & Dietetics
Nutrition and Dietetics (HUA)
Nutritional Science and Dietetics (UoP)
Nutritional Sciences and Dietetics (IHU)
Dietetics and Nutrition (UTh)
Nutrition and Dietetics Sciences (HMU)
Physiotherapy
Physiotherapy (UoP)
Physiotherapy (UNIWA)
Physiotherapy (UTh)
Physiotherapy (UPatras)
Physiotherapy (IHU)
Public & One Health
Citations per TRS member, documents 2012-2025

Figure 28. Design B citations per TRS member, documents 2012-2025, per department under the three sources.

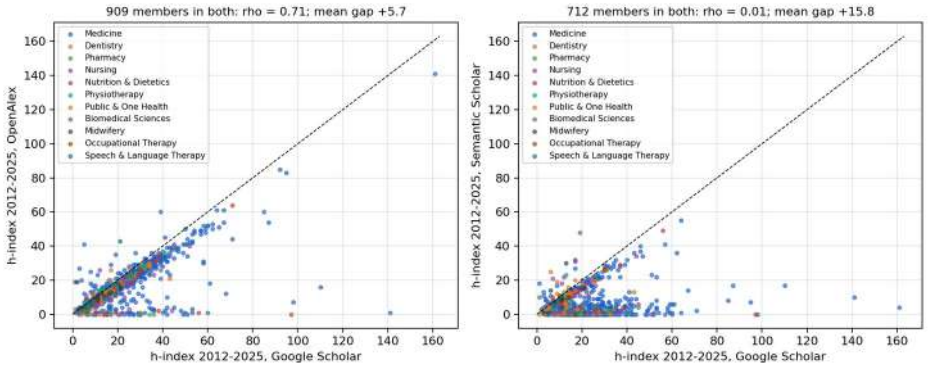

Figure 29. Member-level 2012-2025 h-index: Google Scholar against OpenAlex (left) and against Semantic Scholar (right); dashed line = equality.

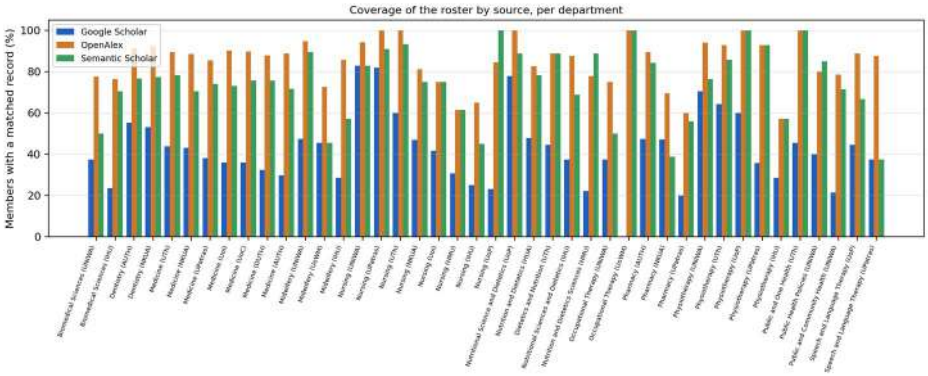

Figure 30. Share of each department's tenured faculty with a matched record, by source.

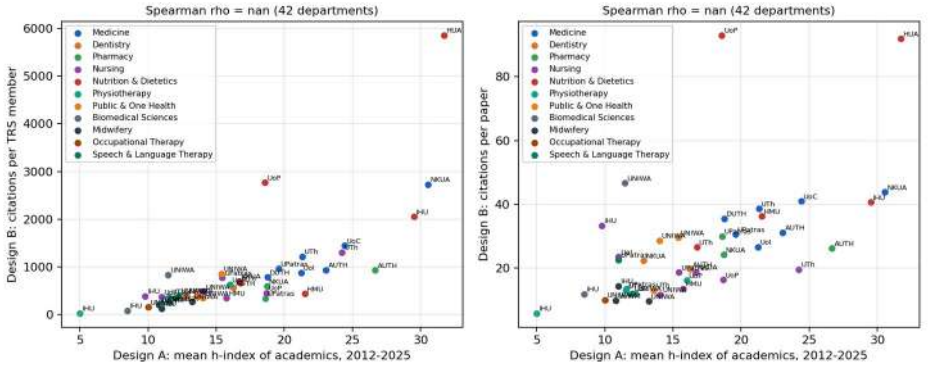

Figure 31. Departments under both designs (Google Scholar, 2012-2025): design-A mean h against design-B citations per TRS member (left) and per paper (right).

5D. The faculty in two global ranking systems: World's Top 2% Scientists and Research.com

As a further lens, equivalent in status to the individual rankings of Sections 5A.5 and 5B.3, every one of the 2,286 roster members was looked up, by name and affiliation, in two global ranking systems widely cited in Greek academic evaluation; the workflow starts from the roster and asks, for each member, whether the system lists her or him and on what value, and never starts from the systems' own lists. (1) The Stanford/Elsevier World's Top 2% Scientists list (Ioannidis, Baas, Klavans and Boyack; August-2025 data update, version 8, Scopus data to end-2024), which ranks by the composite indicator c (six citation metrics combined; reported here without self-citations, 'ns'); only the career-long list is used and the official table was downloaded from the Elsevier data repository, the members being matched on surname, given name

and the institution recorded by Scopus, with implausible field attributions (economics and business, engineering, the humanities) flagged and excluded - the mirror image of the plausibility rule of the technical volumes of this series. (2) Research.com's Best Scientists rankings for Greece in the five discipline lists that cover these areas (Section 5A.6), matched on name and stated affiliation.

Results (Table 14): 105 members appear in the career-long Top 2% list (4 further name matches were excluded as implausible field attributions), and 30 members appear in the Research.com Greece lists; 19 members appear in both. By area the Top 2% inclusions are MED 87, NUTR 5, PHARM 5, DENT 4, MIDW 1, BIOMED 1, NURS 1, PHYSIO 1, and the Research.com inclusions MED 28, NUTR 2.

Table 14. The two global ranking systems: basic metric, edition consulted, access route and number of the roster members found.

System	Basic metric on which inclusion/rank rests	Edition / date read	Access route	Members found
World's Top 2% Scientists, career-long list (Stanford/Elsevier)	Composite citation indicator c (ns = excluding self-citations); rank among the 236,032 scientists listed	August 2025 update (v8, released Sept 2025), Scopus data to 31 Dec 2024 - latest edition available	Official Elsevier data repository table (doi:10.17632/btchxktzyw.8), name + institution matching	105
Research.com Best Scientists, Greece (five discipline lists)	D-index (discipline-restricted h-index) from OpenAlex and CrossRef, with national and world rank	2026 edition, pages read 28 August 2026	Public discipline ranking pages, name + affiliation matching	30

Figure 32 traces the attrition from the roster to the global lists: of the 2,286 members, 2,097 are evaluated in at least one bibliographic source and therefore appear in the individual tables of Sections 5A.5, 5B.3 and 5E, while the two global systems retain 30 and 105 members respectively.

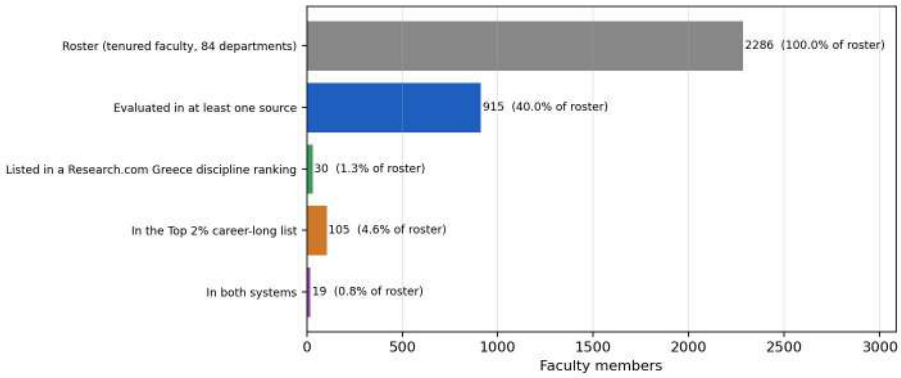

Figure 32. From the roster to the two global ranking systems: members at each stage.

Table 15. Faculty members in the World's Top 2% Scientists career-long list (August 2025 update; publications to end-2024; values without self-citations); 105 members, ordered by rank.

Member	Department (Univ.)	Area	Scopus subfield	Rank (ns)	c-score (ns)	h24 (ns)	Citations (ns)	Papers	First yr
Dimopoulos Meletios-athanasios	Medicine (NKUA)	MED	Immunology	12,982	4.091	129	80,646	1,515	1,983
Koukourakis Michail	Medicine (DUTH)	MED	Oncology & Carcinogenesis	14,454	4.063	68	20,666	389	1,992
Terpos Evangelos	Medicine (NKUA)	MED	Immunology	17,299	4.016	84	33,618	840	1,997
Stefanis Leonidas	Medicine (NKUA)	MED	Neurology & Neurosurgery	19,548	3.983	61	20,262	353	1,993
Giamarellos-mpourmpoulis Evangelos	Medicine (NKUA)	MED	Microbiology	21,151	3.961	68	22,092	484	1,994
Sfikakis Petros	Medicine (NKUA)	MED	Arthritis & Rheumatology	22,279	3.947	61	16,392	674	1,958
Tavernarakis Nektarios	Medicine (UoC)	MED	Developmental Biology	22,524	3.944	73	32,456	286	1,993
Papatheodoridis Georgios	Medicine (NKUA)	MED	Gastroenterology & Hepatology	26,365	3.900	72	27,174	482	1,992
Kollias Georgios	Medicine (NKUA)	MED	Immunology	26,946	3.894	89	31,105	295	1,985
Papavasileiou Athanasios	Medicine (NKUA)	MED	Oncology & Carcinogenesis	28,533	3.877	66	16,266	541	1,989
Zintzaras Ilias	Medicine (UTh)	MED	Genetics & Heredity	30,190	3.861	50	8,932	254	1,992
Vlachopoulos Charalampos	Medicine (NKUA)	MED	Cardiovascular System & Hematology	30,347	3.860	73	42,174	480	1,992
Zaoutis Theoklis-ilias	Medicine (NKUA)	MED	Pediatrics	30,944	3.854	75	28,676	393	1,997
Skarmeas Nikolaos	Medicine (NKUA)	MED	Neurology & Neurosurgery	32,802	3.837	74	19,592	332	2,001
Giatromanolaki Alexandra	Medicine (DUTH)	MED	Oncology & Carcinogenesis	40,418	3.774	67	20,741	408	1,993
Papadopoulos Nikolaos	Medicine (NKUA)	MED	Allergy	44,381	3.747	77	26,961	519	1,991
Fountoulakis Konstantinos	Medicine (AUTH)	MED	Psychiatry	45,800	3.737	49	8,473	371	1,997
Manios Ioannis	Nutrition and Dietetics (HUA)	NUTR	Nutrition & Dietetics	47,528	3.725	66	34,506	628	1,998
Iliopoulos Dimitrios	Medicine (NKUA)	MED	Oncology & Carcinogenesis	49,597	3.711	61	18,068	279	1,986
Boumpas Dimitrios	Medicine (NKUA)	MED	Arthritis & Rheumatology	51,034	3.702	81	28,120	444	1,985

Member	Department (Univ.)	Area	Scopus subfield	Rank (ns)	c-score (ns)	h24 (ns)	Citations (ns)	Papers	First yr
Siafakas Nikolaos	Medicine (NKUA)	MED	Respiratory System	52,658	3.692	58	16,464	358	1,979
Filippatos Gerasimos	Medicine (NKUA)	MED	Cardiovascular System & Hematology	53,258	3.689	134	123,704	757	1,993
Tsioufis Konstantinos	Medicine (NKUA)	MED	Cardiovascular System & Hematology	58,748	3.657	56	41,076	712	1,997
Karathanos Vaios	Nutrition and Dietetics (HUA)	NUTR	Food Science	58,759	3.657	40	6,571	144	1,989
Koutroumpakis Ioannis	Medicine (UoC)	MED	Gastroenterology & Hepatology	64,731	3.625	49	10,896	242	1,993
Daios Georgios	Medicine (AUTH)	MED	Neurology & Neurosurgery	65,249	3.622	49	9,213	364	2,007
Tzioufas Athanasios	Medicine (NKUA)	MED	Arthritis & Rheumatology	68,168	3.607	66	16,050	414	1,984
Tsiodras Sotirios	Medicine (NKUA)	MED	Microbiology	69,634	3.600	52	14,103	374	1,997
Koutelidakis Ioannis	Medicine (AUTH)	MED	Sport Sciences	71,019	3.593	53	9,351	271	1,985
Daskalakis Georgios	Medicine (NKUA)	MED	Nuclear & Particle Physics	72,041	3.588	97	61,611	1,760	1,993
Mavroudis Dimitrios	Medicine (UoC)	MED	Oncology & Carcinogenesis	72,384	3.586	64	18,052	384	1,994
Chatzichristou Dimitrios	Medicine (AUTH)	MED	Urology & Nephrology	83,206	3.538	46	11,360	167	1,993
Tziomalos Konstantinos	Medicine (AUTH)	MED	Cardiovascular System & Hematology	84,180	3.534	47	8,603	419	2,003
Kymionis Georgios	Medicine (NKUA)	MED	Ophthalmology & Optometry	86,645	3.524	49	7,897	359	1,998
Charmandari Evangelia	Medicine (NKUA)	MED	Endocrinology & Metabolism	88,403	3.517	39	6,453	173	1,999
Nikolopoulos Thomas	Medicine (NKUA)	MED	Otorhinolaryngology	93,189	3.498	48	6,162	195	1,993
Tsivgoulis Georgios	Medicine (NKUA)	MED	Neurology & Neurosurgery	95,275	3.490	67	21,199	832	2,003
Bertsias Georgios	Medicine (UoC)	MED	Arthritis & Rheumatology	97,942	3.480	51	13,211	247	2,001
Polyzos Stergios	Medicine (AUTH)	MED	Endocrinology & Metabolism	98,376	3.478	46	9,854	455	2,007
Sgouros Spyridon	Medicine (NKUA)	MED	Neurology & Neurosurgery	100,313	3.471	40	4,927	177	1,994
Dedousis Georgios	Nutrition and Dietetics (HUA)	NUTR	Developmental Biology	100,755	3.469	86	37,953	365	1,993
Mitsikostas Dimos-dimitrios	Medicine (NKUA)	MED	Neurology & Neurosurgery	104,433	3.456	43	10,869	211	1,993
Lamprinoudaki Eirini	Medicine (NKUA)	MED	Obstetrics & Reproductive Medicine	104,816	3.455	46	7,109	305	1,993
Sakkas Lazaros	Medicine (UTh)	MED	Arthritis & Rheumatology	105,655	3.452	36	4,542	177	1,985
Chologkitas Evangelos	Medicine (NKUA)	MED	Gastroenterology & Hepatology	110,001	3.437	50	9,735	302	2,001
Skolarikos Andreas	Medicine (NKUA)	MED	Urology & Nephrology	111,653	3.431	41	7,431	276	1,999
Pitsikas Nikolaos	Medicine (UTh)	MED	Neurology & Neurosurgery	114,285	3.422	26	2,248	99	1,990
Syrigos Konstantinos	Medicine (NKUA)	MED	Oncology & Carcinogenesis	118,832	3.408	72	22,631	646	1,989
Karantanas Apostolos	Medicine (UoC)	MED	Nuclear Medicine & Medical Imaging	120,463	3.402	37	5,167	353	1,987
Tsakris Athanasios	Medicine (NKUA)	MED	Microbiology	123,505	3.393	54	12,926	537	1,991
Kakkos Stavros	Medicine (UPatras)	MED	Cardiovascular System & Hematology	123,641	3.393	51	17,753	361	1,992
Paras Georgios	Physiotherapy (UTh)	PHYSIO	Materials	125,158	3.388	28	3,347	126	1,991
Kolympianakis Evstratios	Medicine (AUTH)	MED	Obstetrics & Reproductive Medicine	125,653	3.387	56	9,749	226	1,991
Avgoustakis Konstantinos	Pharmacy (UPatras)	PHARM	Pharmacology & Pharmacy	127,202	3.382	29	3,802	96	1,991
Chatzimouratidis Konstantinos	Medicine (AUTH)	MED	Urology & Nephrology	127,224	3.382	33	4,259	85	1,998
Parisis Ioannis	Medicine (NKUA)	MED	Cardiovascular System & Hematology	135,886	3.357	65	42,347	434	1,995
Chatziralli Eirini	Medicine (NKUA)	MED	Ophthalmology & Optometry	137,674	3.352	30	6,261	221	2,010
Papanastasiou Anastasios Anaplirotis	Biomedical Sciences (UNIWA)	BIOMED	Polymers	139,016	3.348	17	2,365	45	1,982
Stratigos Alexandros	Medicine (NKUA)	MED	Dermatology & Venereal Diseases	139,452	3.347	59	14,347	474	1,992
Katsanos Konstantinos	Medicine (UPatras)	MED	Nuclear Medicine & Medical Imaging	140,867	3.343	42	6,449	259	2,004
Voulgari Paraskevi	Medicine (UoI)	MED	Arthritis & Rheumatology	145,519	3.330	45	6,998	317	1,997
Damilakis Ioannis	Medicine (UoC)	MED	Nuclear Medicine & Medical Imaging	148,161	3.323	40	5,807	291	1,989
Liatsikos Evangelos	Medicine (UPatras)	MED	Urology & Nephrology	154,096	3.307	42	7,463	476	1,996
Kalaitzakis Evangelos	Medicine (UoC)	MED	Gastroenterology & Hepatology	154,666	3.306	32	3,140	146	2,006
Chalazonitis Dimitrios	Dentistry (NKUA)	DENT	Dentistry	158,209	3.297	24	2,101	134	1,985
Patrinos Georgios	Pharmacy (UPatras)	PHARM	Genetics & Heredity	158,833	3.295	39	7,769	442	1,995
Raikos Vasileios	Nutrition and Dietetics Sciences (HMU)	NUTR	Food Science	160,858	3.290	25	2,134	60	2,003
Gazouli Maria	Medicine (NKUA)	MED	Oncology & Carcinogenesis	162,042	3.287	49	9,808	418	1,995
Chytiroglou Prodromos	Medicine (AUTH)	MED	Pathology	165,402	3.279	38	5,106	162	1,990
Bamias Aristotelis	Medicine (NKUA)	MED	Oncology & Carcinogenesis	166,715	3.276	57	14,656	368	1,990
Emfietzoglou Dimitris	Medicine (UoI)	MED	Applied Physics	168,400	3.272	36	3,650	152	1,996
Antimisiari Sofia	Pharmacy (UPatras)	PHARM	Pharmacology & Pharmacy	168,602	3.271	35	4,764	140	1,988
Antoniadou Anastasia	Medicine (NKUA)	MED	Microbiology	169,363	3.270	48	14,284	212	1,990
Argyropoulou Maria	Medicine (UoI)	MED	Nuclear Medicine & Medical Imaging	170,928	3.266	37	4,929	255	1,990
Sougklakos Ioannis	Medicine (UoC)	MED	Oncology & Carcinogenesis	171,336	3.265	43	8,081	184	1,997
Venetis Christos	Medicine (AUTH)	MED	Obstetrics & Reproductive Medicine	181,423	3.242	37	5,288	128	2,007
Filippatos Theodosios	Medicine (UoC)	MED	Cardiovascular System & Hematology	181,878	3.241	36	3,832	145	2,005
Natsis Konstantinos	Medicine (AUTH)	MED	Anatomy & Morphology	187,117	3.229	30	3,970	270	1,995
Gkrimpizis Grigorios	Medicine (AUTH)	MED	Obstetrics & Reproductive Medicine	189,391	3.224	38	5,563	188	1,993
Galanis Petros	Nursing (NKUA)	NURS	General & Internal Medicine	190,067	3.222	29	3,142	319	2,003

Member	Department (Univ.)	Area	Scopus subfield	Rank (ns)	c-score (ns)	h24 (ns)	Citations (ns)	Papers	First yr
Katsiki Niki	Nutritional Sciences and Dietetics (IHU)	NUTR	Cardiovascular System & Hematology	190,445	3.221	48	8,705	447	2,002
Karachalios Theofilos	Medicine (UTh)	MED	Orthopedics	190,973	3.220	36	4,306	183	1,987
Siasos Gerasimos	Medicine (NKUA)	MED	Cardiovascular System & Hematology	191,783	3.218	45	10,387	428	2,005
Theocharis Stamatios	Medicine (NKUA)	MED	Oncology & Carcinogenesis	195,150	3.211	44	8,290	397	1,991
Mavrogenis Andreas	Medicine (NKUA)	MED	Orthopedics	196,738	3.208	42	8,312	566	2,003
Gkika Eleni	Medicine (AUTH)	MED	Analytical Chemistry	199,120	3.203	39	6,369	194	2,000
Papadopoulos A. Moschos	Dentistry (AUTH)	DENT	Dentistry	201,988	3.197	30	2,628	121	1,990
Papangelopoulos Panagiotis	Medicine (NKUA)	MED	Orthopedics	203,178	3.194	40	7,279	449	1,992
Zinelis Spyros	Dentistry (NKUA)	DENT	Dentistry	210,215	3.180	31	3,151	168	1,999
Malagari Aikaterini	Medicine (NKUA)	MED	Nuclear Medicine & Medical Imaging	210,541	3.179	33	5,211	131	1,992
Kechagias Ioannis	Medicine (UPatras)	MED	Materials	215,748	3.169	27	1,973	107	2,004
Konstas Anastasios-Georgios	Medicine (AUTH)	MED	Ophthalmology & Optometry	221,777	3.157	42	5,602	215	1,989
Samoli Evangelia	Medicine (NKUA)	MED	Environmental Sciences	232,286	3.137	57	13,016	216	1,995
Naska Androniki	Medicine (NKUA)	MED	Food Science	267,757	3.076	67	14,626	387	2,000
Sotiropoulos Georgios	Medicine (NKUA)	MED	Surgery	271,541	3.070	42	7,589	347	2,001
Xanthos Theodoros Kathigitis	Midwifery (UNIWA)	MIDW	Emergency & Critical Care Medicine	277,344	3.060	31	5,906	311	1,999
Fatouros Dimitrios	Pharmacy (AUTH)	PHARM	Pharmacology & Pharmacy	292,982	3.036	39	4,809	205	1,992
Kosioni Anastasia	Dentistry (NKUA)	DENT	Dentistry	317,465	3.000	18	1,029	78	1,993
Vizirianakis Ioannis	Pharmacy (AUTH)	PHARM	Pharmacology & Pharmacy	328,148	2.985	24	1,998	151	1,988
Manolopoulos Evangelos	Medicine (DUTH)	MED	Pharmacology & Pharmacy	348,770	2.957	28	3,008	160	1,989
Sakellaropoulos Georgios	Medicine (UPatras)	MED	Energy	382,048	2.915	35	3,985	112	1,975
Tyligada Aikaterini	Medicine (NKUA)	MED	Pharmacology & Pharmacy	384,501	2.912	15	1,256	109	1,987
Liamis Georgios	Medicine (UoI)	MED	General & Internal Medicine	417,423	2.874	28	2,696	104	1,999
Paraskevas Georgios	Medicine (AUTH)	MED	Anatomy & Morphology	428,805	2.862	23	2,163	230	2,000
Kranioti Elena	Medicine (UoC)	MED	Legal & Forensic Medicine	509,104	2.780	19	1,582	109	2,005

Career-long list: publications 1960-2024, citations 1996-2024; c = composite indicator (ns); h24 = h-index to end-2024. Source: Ioannidis, J.P.A. (2025), August 2025 data-update, Elsevier Data Repository, doi:10.17632/btchxktzyw.8. The single-year list is not used.

Figures 33-38 show how the two systems intersect among the evaluated members and how their presence is distributed by area, by university and by department, and how the systems' own metrics relate to the values computed in this study.

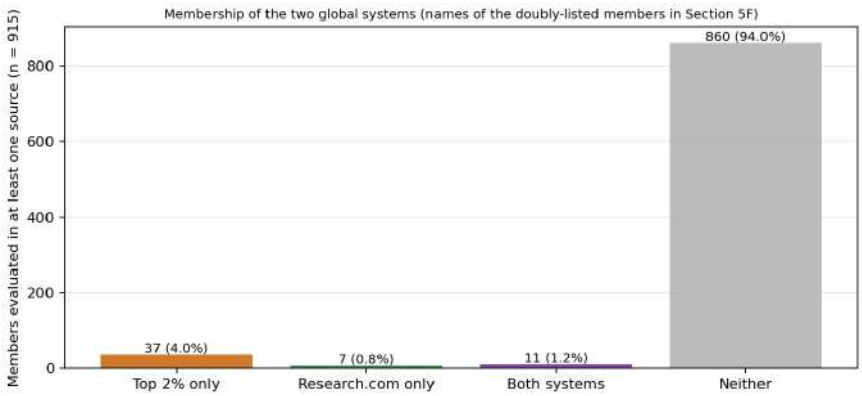

Figure 33. Combinations of membership of the two systems among the members evaluated in at least one source.

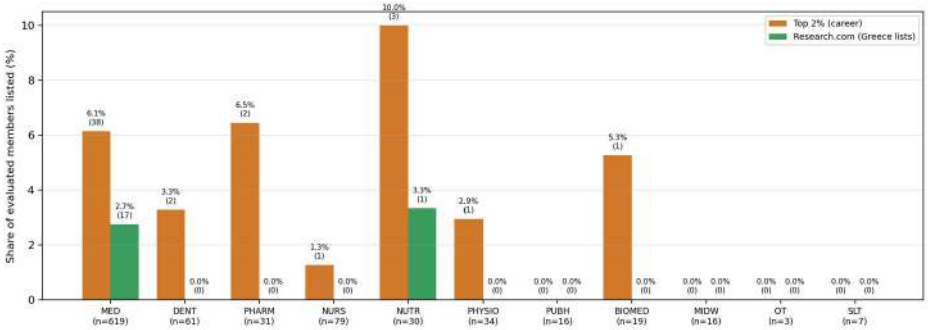

Figure 34. Share (and number) of evaluated members listed in each system, by area.

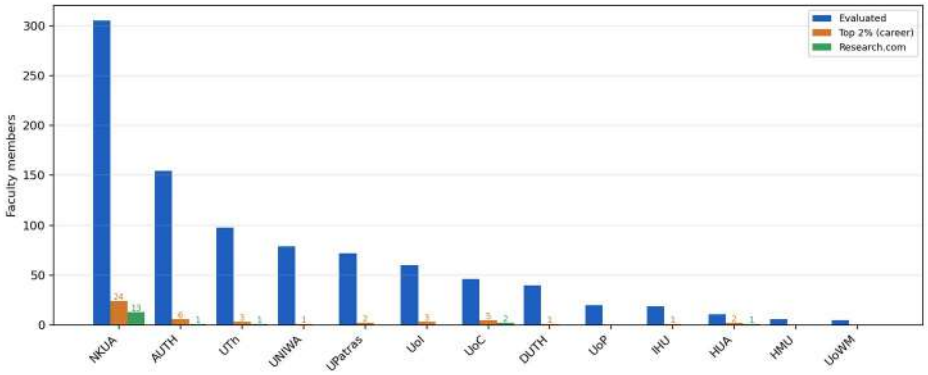

Figure 35. Evaluated members and their presence in the two systems, by university.

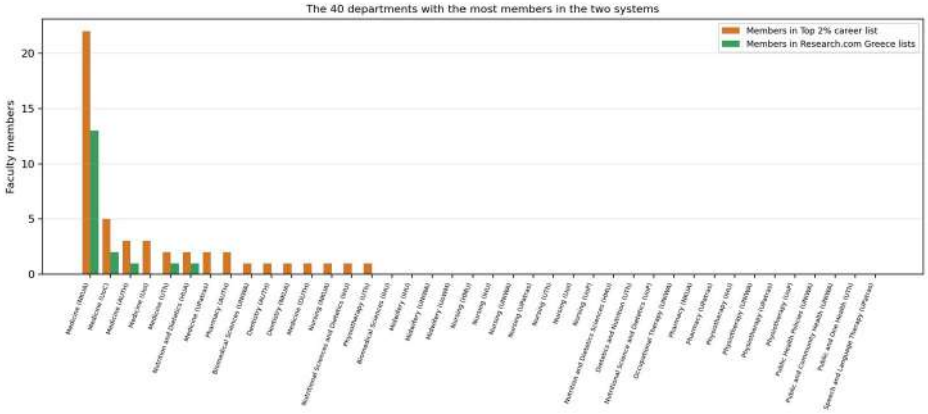

Figure 36. The departments with the most members in the two systems.

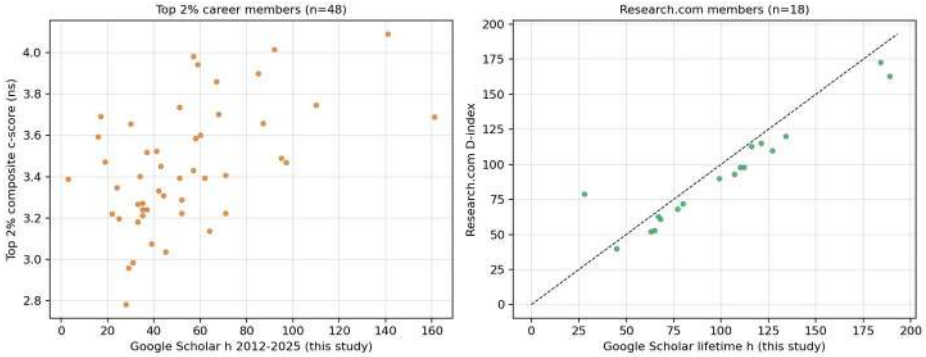

Figure 37. The systems' metrics against this study's Google Scholar values: Top 2% c-score against the 2012-2025 h-index (left) and Research.com D-index against the lifetime h-index (right).

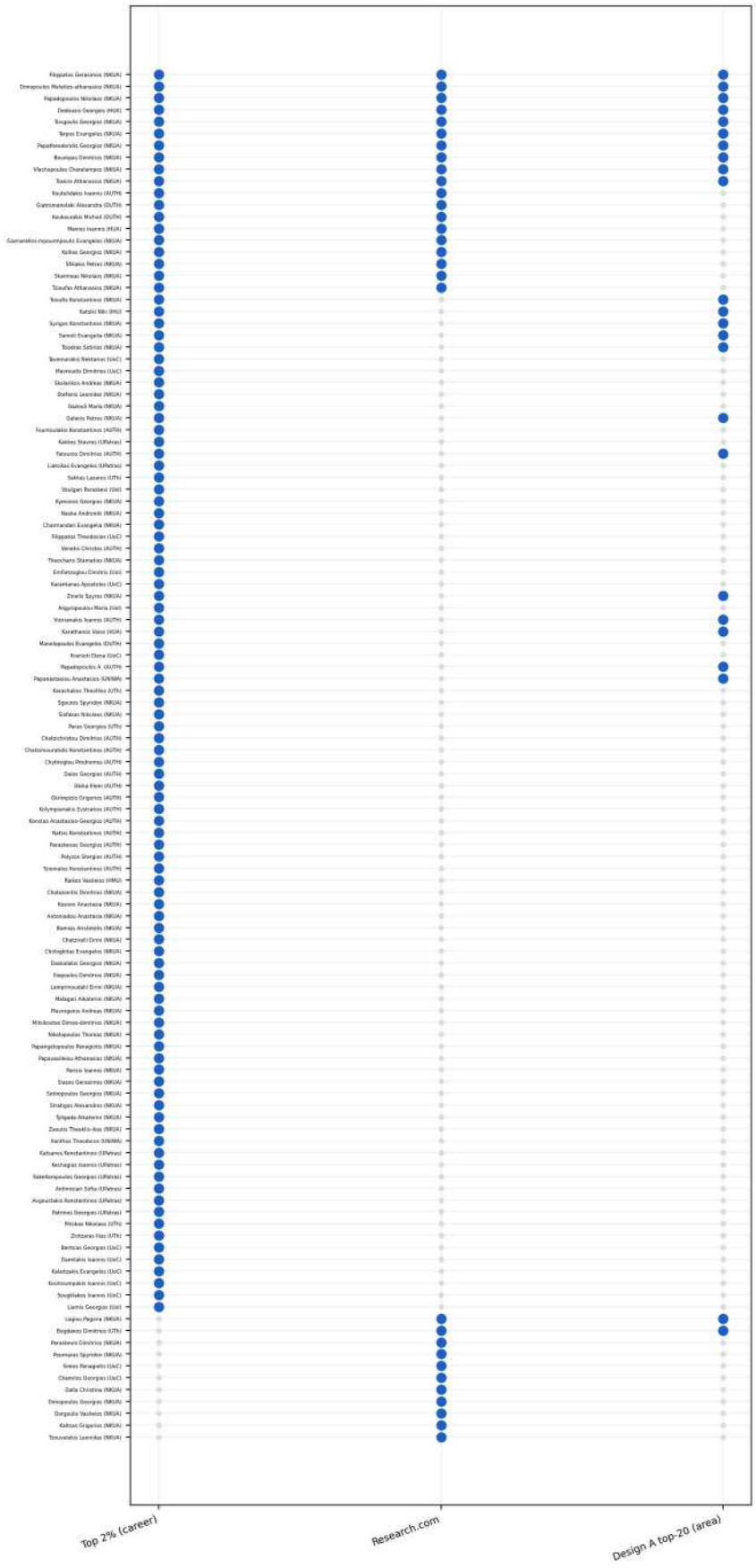
Top 2% (career)
Research.com
Design A top-20 (area)

Figure 38. Every member listed in either system, with membership of the other system and of the area top-20 under design A (filled = present).

5E. Complete per-faculty-member results and rankings, publications 2012-2025 (designs A and B): Google Scholar, with OpenAlex and Semantic Scholar alongside

One line per evaluated faculty member, department by department. Design A (publications 2012-2025): h-index, i10-index, citations, publications, with ranks within department / university / area / all departments on h and the design-A composite (Eq. 10). Design B (documents 2012-2025): own documents P_i, citations C_i, with ranks within department / university / area / all on C_i and the design-B composite. Then the lifetime values at retrieval from the member's Google Scholar profile: h-index, i10-index and total citations; and finally, for the same member, the OpenAlex and Semantic Scholar values: 2012-2025 h / i10 / citations and lifetime h / i10 / citations (blank = not matched in that source). Composites = harmonic mean of ranks within the area. The header of each table gives the number of members matched in at least one source of the department's TRS.

Medicine (AUTH) - MED - 376 matched of 399 TRS

Member	Grade	A: h	A: i10	A: cites	A: pubs	A: rank h d/u/a/all	A: comp.	B: P_i	B: C_i	B: rank C d/u/a/all	B: comp.	GS profile h/i10/cites	Conf.	OA 2012-25 h/i10/cites	OA life h/i10/cites	S2 2012-25 h/i10/cites	S2 life h/i10/cites
Lallas Aimilios	Prof.	67	301	23,806	649	1/1/11/13	14.1	649	23,806	3/3/22/25	19.4	68/309/24,342	H	61/283/17,943	62/290/18,310	14/16/868	14/16/875
Sarafidis Panteleimon	Prof.	64	235	19,773	573	2/2/14/16	17.8	573	19,773	4/4/29/32	19.3	79/317/28,114	L			1/1/17	1/1/17
Anagnostis Panagiotis	Asst.	59	157	14,208	348	3/3/22/24	32.0	348	14,208	6/6/40/45	40.6	65/178/18,282	L	48/131/9,267	55/153/12,191	1/0/1	1/0/1
Bamidis Panagiotis	Prof.	53	218	11,038	617	4/4/32/35	24.8	617	11,038	11/11/55/60	27.3	58/294/15,813	H	42/160/7,663	50/218/10,775	4/0/58	5/1/134
Apalla Zoi	Prof.	51	164	11,885	330	5/5/38/42	44.7	330	11,885	9/9/50/55	49.9	57/195/13,618	L	0/0/0	0/0/0	23/50/2,051	32/73/3,097
Fountoulakis Konstantinos	Prof.	51	151	11,367	387	5/5/38/42	39.7	387	11,367	10/10/53/58	33.6	73/262/22,150	H	41/113/7,415	60/205/14,169	0/0/0	0/0/0
Tsapas Apostolos	Prof.	50	105	51,803	215	7/7/42/46	17.0	215	51,803	1/1/7/8	17.9	55/127/52,827	H	50/104/29,607	52/120/30,180		
Giannakoulas Georgios	Prof.	50	216	31,793	513	7/7/42/46	20.3	513	31,793	2/2/14/16	20.8	58/270/35,544	L	41/177/15,696	46/196/16,848	4/3/228	18/19/1,897
Dagklis Themistoklis	Assoc.	47	119	6,274	248	9/9/49/53	69.5	248	6,274	19/21/99/112	82.7	51/138/8,249	H	37/95/3,605	40/113/4,968		
Sotiriadis Alexandros	Prof.	44	93	8,391	177	10/11/55/61	75.7	177	8,391	14/14/71/79	77.0	56/135/12,285	H	38/84/6,417	48/124/9,095	0/0/0	0/0/0
Tsoulfas Georgios	Prof.	43	121	10,660	335	11/12/57/64	52.5	335	10,660	12/12/56/62	61.3	46/134/11,508	H	23/60/2,200	28/72/2,752		
Karamitsos Theodoros	Prof.	41	54	9,329	94	12/14/69/77	88.3	94	9,329	13/13/62/70	77.5	57/93/12,953	H	45/81/8,586	54/126/11,628	1/0/1	1/0/1
Onoufriadis Alexandros	Assoc.	40	60	8,303	103	13/15/73/82	96.6	103	8,303	15/15/73/81	120.4	43/65/10,439	H	28/41/3,645	30/46/5,399	1/0/2	2/0/4
Pitsiou Georgia	Prof.	40	86	5,192	189	13/15/73/82	99.2	189	5,192	24/26/124/143	115.9	46/100/6,078	H	32/76/3,066	36/87/3,668	3/0/17	3/0/17
Nikolakopoulou Adriani	Asst.	39	57	16,795	101	15/17/81/90	66.2	101	16,795	5/5/34/39	77.1	39/59/16,845	H	34/48/9,080	34/48/9,081		
Kamperidis Vasileios	Asst.	39	92	5,019	250	15/17/81/90	89.9	250	5,019	26/28/127/147	111.0	39/97/5,224	H	33/75/3,527	34/78/3,661	0/0/0	0/0/0
Porpodis Konstantinos	Assoc.	39	98	4,509	207	15/17/81/90	104.1	207	4,509	29/31/146/168	133.6	39/102/4,606	H	31/81/2,827	31/83/2,861	29/73/2,722	29/75/2,754
Dimitroulas Theodoros	Prof.	38	128	5,802	292	18/20/91/101	81.0	292	5,802	22/24/110/123	90.3	42/139/6,376	H	33/110/3,907	35/119/4,297		
Kotsa Kalliopi	Prof.	36	121	7,216	254	19/21/100/114	84.1	254	7,216	17/18/85/96	93.6	40/135/8,717	H	32/98/3,455	35/110/4,190	1/1/25	3/2/256
Venetis Christos	Asst.	35	75	6,039	207	20/22/112/128	106.2	207	6,039	20/22/103/116	95.2	50/101/10,615	H	36/72/5,131	46/105/8,553	4/2/145	4/2/145
Kalogiannidis Ioannis	Prof.	35	83	4,409	166	20/22/112/128	134.8	166	4,409	30/32/151/173	155.3	39/106/5,558	H	26/62/2,212	30/79/2,923	8/7/227	8/8/330
Tzikas Apostolos	Asst.	34	63	5,052	177	22/24/119/135	126.6	177	5,052	25/27/126/146	129.2	44/83/7,305	M	31/56/4,210	42/79/6,095	1/1/22	1/1/22
Samara Myrto	Asst.	33	57	12,139	104	23/26/130/150	90.5	104	12,139	8/8/46/51	100.1	34/58/12,200	H	31/52/9,614	31/53/9,644		
Chouvarda Ioanna	Prof.	33	104	7,505	268	23/26/130/150	85.6	268	7,505	16/16/79/88	88.8	40/146/9,783	H	30/81/5,252	36/112/6,717	4/3/51	4/3/51
Agorastos Agorastos	Assoc.	33	63	5,387	115	23/26/130/150	145.5	115	5,387	23/25/116/133	171.9	34/68/5,652	L	32/54/3,861	33/58/4,061	0/0/0	0/0/0
Dimitriadis Fotios	Assoc.	33	77	3,378	184	23/26/130/150	142.1	184	3,378	33/36/194/219	154.6	39/95/4,460	H	28/68/2,475	31/85/3,103		
Zafeiriou Dimitrios	Prof.	32	73	3,728	178	27/30/145/166	150.2	178	3,728	32/34/178/202	138.7	45/138/8,381	H	30/62/3,007	40/129/6,593	3/3/48	5/4/83
Rafailidis Vasileios	Asst.	31	64	2,596	150	28/33/159/182	185.9	150	2,596	41/50/250/291	218.4	31/64/2,602	H	26/53/1,935	26/53/1,935	1/0/5	1/0/5
Baka Sofia	Assoc.	30	51	13,322	102	29/36/170/195	91.8	102	13,322	7/7/43/48	94.0	36/65/14,405	H	22/38/2,115	27/48/2,870	1/0/5	1/0/6
Bekiari Eleni	Assoc.	30	53	6,871	104	29/36/170/195	144.9	104	6,871	18/19/90/101	160.3	31/59/7,157	H	25/45/4,979	27/51/5,140	0/0/0	0/0/0
Trakatelli Myrto-Georgia	Prof.	29	42	4,769	75	31/39/182/212	191.9	75	4,769	27/29/135/156	192.6	37/59/6,611	H	24/31/3,098	30/47/4,393		
Karagiannis Thomas	Asst.	28	50	6,027	96	32/40/198/229	167.2	96	6,027	21/23/105/118	182.5	29/52/6,150	H	36/70/6,042	52/118/13,819	0/0/0	1/0/4

Member	Grade	A: h	A: i10	A: cites	A: pubs	A: rank h d/u/a/all	A: comp.	B: P_i	B: C_i	B: rank C d/u/a/all	B: comp.	GS profile h/i10/cites	Conf.	OA 2012-25 h/i10/cites	OA life h/i10/cites	S2 2012-25 h/i10/cites	S2 life h/i10/cites
Koufakis Theocharis	Asst.	28	105	2,904	240	32/40/198/229	139.0	240	2,904	38/46/223/258	148.1	30/112/3,160	H	25/85/2,386	26/90/2,586	3/1/25	3/1/25
Tsiptsios Dimitrios	Asst.	27	63	3,735	113	34/42/212/245	205.7	113	3,735	31/33/177/200	223.6	29/73/4,370	H	24/53/2,756	27/63/3,223	1/1/41	2/2/89
Kosmidou Maria	Assoc.	27	46	3,268	85	34/42/212/245	234.2	85	3,268	34/37/198/224	250.4	31/59/3,855	M	25/42/2,389	28/55/2,804	0/0/0	0/0/0
Boziki Marina Kleopatra	Assoc.	27	57	2,345	124	34/42/212/245	230.5	124	2,345	44/53/268/313	228.1	35/74/6,154	H	25/47/1,777	31/64/4,622	0/0/0	1/0/2
Sokolakis Ioannis	Asst.	27	65	2,097	146	34/42/212/245	218.9	146	2,097	48/58/294/348	246.7	27/65/2,117	H	23/58/1,575	23/58/1,577	22/53/1,430	22/53/1,433
Liakos Aris	Asst.	26	39	4,691	80	38/46/233/267	208.7	80	4,691	28/30/139/160	228.3	26/40/4,706	H	24/34/3,581	25/44/3,858	0/0/0	2/2/36
Bakirtzis Christos	Assoc.	26	60	2,716	165	38/46/233/267	198.9	165	2,716	39/47/240/278	216.6	26/60/2,722	H	21/46/1,738	21/46/1,739	2/0/4	2/0/4
Raikos Nikolaos	Prof.	26	41	1,818	107	38/46/233/267	269.2	107	1,818	55/68/328/392	263.7	34/62/3,623	H	23/35/1,404	30/56/2,700		
Karkos Petros	Prof.	25	51	2,924	109	41/49/247/285	238.6	109	2,924	37/45/221/255	190.9	42/96/6,649	L	22/40/2,206	31/78/3,806		
Papadopoulos Christodoulos	Assoc.	25	62	2,163	284	41/49/247/285	126.7	284	2,163	47/56/285/336	128.5	30/83/3,308	H	21/48/1,654	26/66/2,743	0/0/0	0/0/0
Sapalidis Konstantinos	Prof.	25	64	1,914	175	41/49/247/285	208.1	175	1,914	52/63/315/375	221.5	27/78/2,472	L	20/52/1,444	25/65/1,866	1/0/5	2/1/35
Floros Georgios	Asst.	24	39	2,644	54	44/56/271/318	300.3	54	2,644	40/48/247/286	320.5	26/43/2,776	L	20/33/1,461	21/41/1,667	6/4/574	7/6/608
Papamitsou Theodora	Prof.	24	47	2,176	153	44/56/271/318	226.0	153	2,176	46/55/284/335	244.1	24/51/2,333	H	21/37/1,615	22/39/1,713	0/0/0	0/0/0
Farmaki Evangelia	Prof.	23	38	2,980	114	46/58/288/338	242.8	114	2,980	36/41/216/246	234.8	31/63/4,509	L	17/25/1,395	24/47/2,548	8/8/356	10/12/500
Koletsa Triantafyllia	Prof.	23	49	2,221	236	46/58/288/338	161.6	236	2,221	45/54/278/327	167.2	25/60/2,471	H	22/45/1,834	24/54/2,044	18/33/1,410	20/42/1,621
Konstantinidis Evdokimos	Asst.	23	51	2,031	123	46/58/288/338	266.5	123	2,031	49/60/303/359	264.8	29/69/3,273	H	19/41/1,482	25/55/2,388		
Skoura Lemonia	Prof.	22	56	1,657	166	49/61/304/356	233.8	166	1,657	58/71/353/424	238.1	26/67/2,235	H	19/46/1,315	22/56/1,685	19/38/1,062	22/50/1,484
Kritis Aristeidis	Prof.	21	33	1,900	50	50/64/317/377	353.9	50	1,900	53/65/318/379	344.3	28/43/2,632	H	19/28/1,433	23/36/1,815	1/0/6	3/2/27
Kaiafa Georgia	Lect.	21	44	1,700	150	50/64/317/377	252.6	150	1,700	56/69/348/417	259.3	25/59/2,503	H	18/35/1,270	21/49/1,776	2/0/8	2/0/8
Tzikas Stergios	Assoc.	21	33	1,493	88	50/64/317/377	332.2	88	1,493	59/74/366/450	335.8	26/41/4,830	L	17/29/950	20/38/3,347	2/1/17	2/1/17
Athanasiou Alkinoos	Asst.	21	33	1,310	103	50/64/317/377	320.0	103	1,310	68/84/389/483	348.6	21/34/1,332	H	16/18/846	16/18/859	1/0/8	1/0/8
Chatzidimitriou Dimitrios	Prof.	20	42	1,971	109	54/68/334/404	292.9	109	1,971	50/61/308/365	301.3	22/51/2,436	H	17/31/1,425	18/37/1,616	3/2/31	7/6/163
Kouvelas Dimitrios	Prof.	20	36	1,471	103	54/68/334/404	321.0	103	1,471	61/76/370/454	292.9	31/63/3,391	H	17/31/908	27/55/2,289	2/0/18	3/1/86
Antachopoulos Charalampos	Prof.	20	37	1,429	82	54/68/334/404	349.4	82	1,429	63/78/376/462	287.2	35/61/4,434	H	19/33/1,117	31/57/3,326	20/33/1,086	30/54/3,116
Printza Athanasia	Prof.	20	29	1,088	45	54/68/334/404	401.2	45	1,088	74/91/418/521	391.7	27/44/2,043	H	16/23/777	21/36/1,443		
Parlapani Eleni	Assoc.	19	23	2,491	51	58/73/350/429	335.2	51	2,491	43/52/258/300	335.5	25/31/3,137	L	16/20/1,804	22/27/2,248	0/0/0	1/1/49
Ioannidis Panagiotis	Assoc.	19	39	1,926	136	58/73/350/429	271.2	136	1,926	51/62/312/372	274.8	24/50/2,393	H	35/72/22,476	39/94/23,349	2/2/31	2/2/31
Iliadou Vasiliki - Maria	Prof.	19	29	1,372	57	58/73/350/429	384.9	57	1,372	64/79/379/467	392.3	24/43/2,188	H	15/25/732	19/36/1,112	2/0/14	2/0/15
Sinakos Emmanouil	Prof.	19	30	1,371	109	58/73/350/429	316.2	109	1,371	65/80/380/468	309.6	26/49/2,903	L	15/20/899	22/39/2,077	1/0/4	2/1/64
Galanis Nikiforos	Prof.	19	31	1,299	73	58/73/350/429	371.6	73	1,299	69/85/390/485	378.5	24/40/2,022	H	17/24/860	20/32/1,380	3/1/46	3/1/49
Pitoulias Georgios	Prof.	19	36	1,292	88	58/73/350/429	350.8	88	1,292	70/86/392/487	351.1	25/58/2,380	H	17/27/1,062	24/41/1,825		
Tsimtsiou Zoi	Assoc.	19	28	1,061	68	58/73/350/429	385.7	68	1,061	75/92/422/530	404.3	22/40/2,194	H	15/19/678	21/29/1,424	15/17/691	19/27/1,429
Makedou Kali	Prof.	18	32	2,579	93	65/80/373/461	300.7	93	2,579	42/51/251/292	306.3	22/40/2,891	H	14/21/709	17/28/897		
Mikos Themistoklis	Prof.	18	22	1,338	84	65/80/373/461	361.9	84	1,338	66/81/385/476	360.6	24/44/2,257	H	14/15/1,183	20/32/1,714	13/14/773	20/35/1,381
Kesidou Evangelia	Asst.	18	32	1,316	73	65/80/373/461	379.2	73	1,316	67/83/388/481	409.2	18/32/1,316	H	16/26/1,023	16/26/1,023	2/1/21	3/1/25
Panagopoulou Paraskevi	Assoc.	18	26	1,108	72	65/80/373/461	389.2	72	1,108	73/90/415/517	356.4	28/48/2,566	L	16/22/718	26/43/1,825		
Anastasopoulos Nikolaos	Prof.	18	24	813	63	65/80/373/461	416.2	63	813	86/104/475/605	440.9	18/23/1,017	H	15/19/566	17/24/765	4/3/112	4/3/112
Kogias Evangelos	Asst.	18	23	781	45	65/80/373/461	439.2	45	781	89/108/486/622	466.7	20/27/890	H	16/21/554	18/26/719		
Siomos Konstantinos	Asst.	17	19	1,834	22	71/86/394/487	408.8	22	1,834	54/67/325/389	423.8	20/25/2,534	H	15/16/1,090	18/24/1,582	16/19/1,108	20/32/1,704
Foroglou Nikolaos	Prof.	17	35	1,466	78	71/86/394/487	372.3	78	1,466	62/77/371/456	371.1	23/47/2,229	L	16/32/1,169	21/42/1,680	2/1/21	2/1/21
Dionysiou Dimitrios	Prof.	17	24	1,208	68	71/86/394/487	396.0	68	1,208	72/88/402/498	415.7	19/31/1,426	L	0/0/0	0/0/0	32/66/5,217	36/85/5,915
Cheva Angeliki	Assoc.	17	30	937	91	71/86/394/487	374.5	91	937	80/98/447/565	387.0	20/48/1,444	L	16/29/852	20/44/1,243	0/0/0	0/0/0
Agakidis Charalampos	Asst.	17	20	858	32	71/86/394/487	459.6	32	858	85/103/467/592	486.3	19/25/1,055	H	13/18/614	18/25/814	2/1/38	3/2/71
Leivaditis Konstantinos	Asst.	17	19	775	48	71/86/394/487	445.0	48	775	90/109/487/624	462.8	20/23/1,074	H	13/15/478	15/20/637	15/19/525	16/24/755
Filos Dimitrios	Asst.	16	26	1,678	83	77/93/418/523	364.3	83	1,678	57/70/350/421	383.5	16/27/1,726	L	13/16/1,252	13/16/1,269	14/18/1,174	14/18/1,194
Koutelidakis Ioannis	Prof.	16	24	1,215	58	77/93/418/523	416.5	58	1,215	71/87/399/495	365.8	28/52/2,682	H	14/20/848	22/40/1,665	2/1/45	6/5/268

Member	Grade	A: h	A: i10	A: cites	A: pubs	A: rank h d/u/a/all	A: comp.	B: P_i	B: C_i	B: rank C d/u/a/all	B: comp.	GS profile h/i10/cites	Conf.	OA 2012-25 h/i10/cites	OA life h/i10/cites	S2 2012-25 h/i10/cites	S2 life h/i10/cites
Chatzopoulos Kyriakos	Assoc.	16	23	1,057	76	77/93/418/523	398.5	76	1,057	76/93/424/532	421.6	16/23/1,064	H	14/21/895	14/21/895		
Chatzistamatiou Kimon	Asst.	16	24	986	78	77/93/418/523	400.3	78	986	78/96/439/553	423.6	16/25/1,000	H	14/17/619	14/17/622	0/0/0	0/0/0
Chatzikyriakidou Anthoula	Prof.	16	20	932	53	77/93/418/523	437.5	53	932	81/99/451/569	430.8	22/37/2,155	H	10/10/265	16/25/1,124	1/0/3	1/0/3
Sardeli Chrysanthi	Assoc.	16	22	931	68	77/93/418/523	419.5	68	931	82/100/453/571	426.4	20/33/1,636	H	14/20/658	19/29/1,081		
Chatzinikolaou Fotios	Assoc.	16	26	890	83	77/93/418/523	398.0	83	890	83/101/463/586	418.2	17/30/983	H	12/14/460	13/15/505	12/15/524	13/17/574
Tzimagiorgis Georgios	Prof.	16	21	630	62	77/93/418/523	445.5	62	630	94/115/510/668	438.5	22/36/2,118	H	14/21/524	19/31/1,396	0/0/0	2/1/99
Voloudakis Nikolaos	Asst.	15	21	3,213	45	85/101/445/558	323.8	45	3,213	35/38/203/229	335.4	15/21/3,222	H	12/15/358	12/15/358	1/1/574	1/1/574
Kotanidou Eleni	Asst.	15	20	790	86	85/101/445/558	405.9	86	790	88/107/484/618	414.1	18/24/1,154	H	13/16/679	14/19/771	0/0/0	0/0/0
Chatziioannidis Ilias	Assoc.	14	20	980	63	87/103/467/594	439.2	63	980	79/97/441/555	446.6	17/27/1,524	H	10/10/394	10/12/433	0/0/0	0/0/0
Rallis Dimitrios	Asst.	14	25	859	86	87/103/467/594	407.4	86	859	84/102/466/591	419.6	15/27/894	H	13/21/685	13/22/718	2/2/69	2/2/69
Smyrnakis Emmanouil	Prof.	14	20	800	80	87/103/467/594	421.4	80	800	87/105/479/611	431.2	16/23/899	H	14/18/571	15/20/662	14/17/558	14/19/609
Mavroudi Antigoni	Prof.	14	18	635	49	87/103/467/594	477.5	49	635	93/114/506/662	490.1	16/24/866	H	12/13/401	13/17/503		
Pilalas Dimitrios	Asst.	14	19	615	44	87/103/467/594	488.2	44	615	95/116/514/677	511.2	14/20/646	H	11/15/457	12/16/478	12/15/417	13/16/442
Vakalopoulos Ioannis	Prof.	14	17	596	42	87/103/467/594	493.7	42	596	97/119/520/686	511.8	15/26/928	H	11/14/446	14/23/725	1/0/7	1/0/7
Kaselas Christos	Assoc.	13	15	1,479	44	93/113/491/638	440.4	44	1,479	60/75/368/452	431.4	19/23/2,025	H	8/7/215	11/13/536	8/8/323	13/16/680
Voultsos Polychronis	Prof.	13	21	638	71	93/113/491/638	452.6	71	638	92/113/505/661	460.3	15/24/693	H	11/12/418	11/13/444	10/11/357	10/12/370
Tramma Despoina	Prof.	12	12	613	51	95/118/506/674	489.3	51	613	96/117/516/679	501.1	13/14/682	H	9/9/448	11/11/489		
Gigis Ioannis	Prof.	12	13	588	28	95/118/506/674	527.2	28	588	98/120/522/688	491.7	21/26/1,555	H	11/11/421	17/21/1,087	4/3/53	5/4/116
Kampouras Asterios	Asst.	11	11	652	48	97/121/519/702	493.3	48	652	91/112/499/653	506.9	11/11/653	H	9/9/480	9/9/482		
Trakatelli CHristina-Maria	Assoc.	11	11	548	38	97/121/519/702	522.6	38	548	100/123/528/703	531.5	13/13/701	H	10/10/434	13/13/532	4/3/101	6/5/140
Mandala Evdokia	Prof.	11	14	505	46	97/121/519/702	507.8	46	505	101/125/537/720	503.3	16/29/904	H	7/5/233	9/9/333		
Papaioannou Maria	Prof.	11	15	463	42	97/121/519/702	519.9	42	463	102/126/546/737	504.7	18/28/1,057	H	23/52/2,179	32/82/3,513		
Angelopoulos Stamatios	Prof.	11	14	415	67	97/121/519/702	480.4	67	415	103/128/552/752	454.8	20/39/1,285	H	9/9/284	14/20/665		
Atmatzidis Stefanos	Asst.	11	12	395	39	97/121/519/702	529.4	39	395	104/130/556/761	513.6	18/26/996	H	10/10/281	17/23/686	0/0/0	0/0/0
Agathangelidis Filon	Asst.	11	14	340	24	97/121/519/702	551.6	24	340	108/134/566/779	564.9	12/16/693	H	10/10/257	11/12/513	0/0/0	0/0/0
Parisis Dimitrios	Asst.	11	12	327	53	97/121/519/702	505.8	53	327	109/137/569/789	517.0	12/17/479	H	9/8/249	11/12/355		
Tigkiropoulos Konstantinos	Asst.	10	10	352	42	105/132/542/745	532.5	42	352	106/132/563/774	542.5	10/10/352	H	8/4/181	8/4/184		
Galanis Ioannis	Prof.	10	11	346	28	105/132/542/745	554.2	28	346	107/133/565/777	522.0	19/28/883	H	4/3/85	4/3/85	5/2/71	5/2/71
Kyriakidis Theofylaktos	Asst.	10	10	323	39	105/132/542/745	542.0	39	323	111/139/572/792	552.3	10/10/323	H	7/6/201	7/6/201	4/1/43	4/1/43
Lithoxopoulou Maria	Asst.	10	13	318	42	105/132/542/745	535.8	42	318	112/140/574/794	545.8	10/14/338	H	9/6/205	9/6/214	2/0/7	2/0/7
Kaprinis Stergios	Prof.	9	9	362	26	109/137/561/778	563.0	26	362	105/131/561/768	515.1	20/27/2,102	H	7/5/248	16/19/1,160	5/0/49	6/1/122
Papadopoulos Vasileios	Prof.	9	9	324	18	109/137/561/778	574.1	18	324	110/138/571/791	548.3	17/23/841	M	12/18/557	18/34/1,087		
Lazaridis Georgios	Asst.	9	8	197	41	109/137/561/778	549.5	41	197	117/149/592/840	553.6	10/12/278	H	13/18/474	13/19/501	1/0/3	1/0/3
Arnaoutoglou Nikitas	Asst.	8	6	584	17	112/142/573/799	562.3	17	584	99/121/523/689	569.5	8/6/585	L	8/6/463	8/6/464	0/0/0	0/0/0
Dragoumi Pinelopi	Asst.	8	8	262	30	112/142/573/799	567.0	30	262	114/146/581/811	574.3	8/8/262	H	7/7/204	7/7/204	7/5/177	7/5/177
Tatsiopoulou Paraskevi	Asst.	8	7	205	18	112/142/573/799	584.5	18	205	115/147/590/836	592.3	8/7/211	H	5/4/124	5/4/124	2/1/16	2/1/16
Markopoulou Maria	Asst.	8	8	169	18	112/142/573/799	587.1	18	169	118/151/598/855	587.5	10/10/261	M	8/7/147	9/9/204	0/0/0	0/0/0
Papanastasiou Emmanouil	Assoc.	7	5	204	78	116/148/587/827	482.3	78	204	116/148/591/837	472.6	13/17/770	H	7/5/154	7/5/157		
Voucharas Christos	Asst.	6	6	1,034	27	117/151/598/850	518.3	27	1,034	77/94/428/538	514.7	9/9/1,172	L	4/2/80	7/4/137		
Lyrtzis Christos	Asst.	5	3	138	53	118/153/603/868	540.0	53	138	119/153/606/868	534.8	9/9/320	H	4/2/64	7/5/165	0/0/0	0/0/0
Antoniadis Antonios	Assoc.	3	3	272	7	119/154/613/898	602.2	7	272	113/144/579/808	602.5	4/4/323	M	27/72/2,663	33/100/3,997	13/17/531	16/20/668

Medicine (DUTH) - MED - 111 matched of 123 TRS

Member	Grade	A: h	A: i10	A: cites	A: pubs	A: rank h d/u/a/all	A: comp.	B: P_i	B: C_i	B: rank C d/u/a/all	B: comp.	GS profile h/i10/cites	Conf.	OA 2012-25 h/i10/cites	OA life h/i10/cites	S2 2012-25 h/i10/cites	S2 life h/i10/cites
Steiropoulos Paschalis	Prof.	58	172	30,775	469	1/1/24/26	19.2	469	30,775	1/1/15/17	21.8	63/206/33,129	H	31/108/4,338	36/133/5,570	4/3/1,848	5/3/1,858

Member	Grade	A: h	A: i10	A: cites	A: pubs	A: rank h d/u/a/all	A: comp.	B: P_i	B: C_i	B: rank C d/u/a/all	B: comp.	GS profile h/i10/cites	Conf.	OA 2012-25 h/i10/cites	OA life h/i10/cites	S2 2012-25 h/i10/cites	S2 life h/i10/cites
Vadikolias Konstantinos	Prof.	39	99	4,848	179	2/2/81/90	109.1	179	4,848	4/4/133/154	116.8	48/127/6,512	H	31/73/2,789	37/94/3,865	10/10/305	10/10/308
Tsigalou Christina	Assoc.	33	71	6,543	131	3/3/130/150	129.9	131	6,543	3/3/94/107	146.1	36/83/7,156	H	30/61/5,166	32/74/5,553	5/2/81	5/2/83
Skendros Panagiotis	Prof.	32	47	21,024	85	4/4/145/166	62.0	85	21,024	2/2/26/29	63.9	37/64/22,397	H	30/44/4,802	35/58/5,717	0/0/0	0/0/0
Tziakas Dimitrios	Prof.	29	51	2,928	108	5/5/182/212	215.6	108	2,928	6/6/220/254	192.1	42/98/5,148	H	23/32/1,554	32/74/3,042	22/35/1,574	32/75/2,991
Manolopoulos Evangelos	Prof.	29	62	2,602	149	5/5/182/212	196.2	149	2,602	9/9/249/290	181.7	41/113/6,111	H	1/0/7	2/1/19	0/0/0	0/0/0
Konstantinidis Theodoros	Prof.	27	71	2,685	152	7/7/212/245	202.7	152	2,685	8/8/244/283	145.5	48/153/8,438	L	19/40/1,237	27/71/2,673	1/0/1	2/1/22
Tsilingiris Dimitrios	Asst.	27	55	2,574	134	7/7/212/245	220.8	134	2,574	10/10/252/293	244.7	28/57/2,651	M	24/54/2,126	24/54/2,133	2/1/26	2/1/26
Papagoras Charalampos	Assoc.	25	37	2,716	94	9/9/247/285	259.5	94	2,716	7/7/240/278	283.8	26/45/3,007	H	22/35/2,347	24/40/2,493	1/0/3	1/0/3
Drosos Georgios	Prof.	25	46	2,019	90	9/9/247/285	284.5	90	2,019	11/11/304/360	279.1	33/76/4,090	H	17/28/967	24/47/2,115	1/1/39	4/4/98
Mavridis Ioannis	Assoc.	25	37	1,608	75	9/9/247/285	312.3	75	1,608	16/16/354/427	343.6	27/60/2,743	M	18/31/947	21/49/1,620	0/0/0	0/0/0
Panopoulou Maria	Prof.	24	46	1,915	93	12/12/271/318	294.5	93	1,915	12/12/314/374	314.0	26/58/2,471	H	20/33/1,262	20/43/1,631	17/31/1,034	19/37/1,344
Konstantinidis Theocharis	Asst.	23	38	3,948	65	13/13/288/338	251.8	65	3,948	5/5/168/190	269.1	24/40/4,045	H	21/31/3,139	27/40/3,620	10/10/585	10/10/586
Karakasiliotis Ioannis	Prof.	22	37	1,447	62	14/14/304/356	359.5	62	1,447	17/17/374/460	379.6	25/48/2,105	H	19/30/972	23/41/1,467	2/1/23	2/1/23
Chalikias Georgios	Prof.	19	23	1,211	49	15/15/350/429	399.2	49	1,211	19/19/401/497	326.7	34/58/3,044	H	14/15/676	28/52/2,036	16/17/735	27/48/1,890
Petrakis Vasileios	Asst.	18	30	1,913	85	16/16/373/461	337.6	85	1,913	13/13/316/377	361.2	18/30/1,932	H	16/22/960	16/22/966	2/1/20	2/1/20
Papazoglou Dimitrios	Prof.	18	44	1,791	104	16/16/373/461	320.3	104	1,791	14/14/337/403	260.0	35/84/4,710	H	17/34/1,225	29/75/3,162	0/0/0	0/0/0
Samakouri Maria	Prof.	18	29	1,790	68	16/16/373/461	366.3	68	1,790	15/15/338/404	365.0	24/40/2,461	H	16/24/1,195	19/33/1,572	16/23/1,094	18/32/1,463
Karanikas Michail	Prof.	18	24	808	73	16/16/373/461	403.8	73	808	28/28/477/607	426.9	20/31/1,144	H	15/22/574	17/25/763	0/0/0	0/0/0
Fiska Aliki	Prof.	17	28	1,004	93	20/20/394/487	368.2	93	1,004	21/21/435/546	369.9	22/51/1,842	H	15/23/695	17/36/1,167		
Papaioannou Vasileios	Prof.	17	20	1,000	49	20/20/394/487	428.8	49	1,000	22/22/436/548	418.5	24/33/1,754	L	18/25/923	24/42/1,588		
Ypsilantis Petros	Prof.	16	22	1,221	43	22/22/418/523	432.3	43	1,221	18/18/397/493	378.0	28/48/2,227	H	12/15/878	20/40/1,494	2/2/96	3/3/124
Tilkeridis Konstantinos	Prof.	16	26	933	74	22/22/418/523	410.8	74	933	24/24/450/568	411.1	21/39/1,946	L	14/20/692	18/30/1,297	0/0/0	1/0/4
Karaglani Makrina	Asst.	16	24	791	40	22/22/418/523	466.4	40	791	29/29/482/616	498.4	16/24/794	H	14/24/676	14/24/677	14/23/597	14/23/599
Anevlavis Stavros	Assoc.	16	20	756	70	22/22/418/523	426.7	70	756	30/30/490/629	416.5	23/34/1,981	H	15/18/578	20/29/1,124	1/0/3	1/0/3
Kaldoudi Eleni	Prof.	15	19	1,123	62	26/26/445/558	425.2	62	1,123	20/20/412/514	410.5	22/49/4,448	H	12/16/738	18/40/1,495	3/0/13	3/0/13
Voulgaridou Georgia – Persefoni	Asst.	15	16	830	26	26/26/445/558	489.8	26	830	27/27/473/599	516.8	15/17/1,229	H	14/17/669	15/18/974	13/15/532	13/16/808
Tsalikidis Christos	Assoc.	14	17	999	39	28/28/467/594	470.9	39	999	23/23/437/549	479.4	17/25/1,180	H	12/15/796	16/21/911		
Mimidis Konstantinos	Prof.	14	26	922	68	28/28/467/594	435.4	68	922	25/25/455/574	303.7	36/92/4,686	H	9/9/253	21/41/1,446	3/0/19	4/1/77
Alexopoulou Christina	Assoc.	11	11	887	40	30/30/519/702	496.1	40	887	26/26/464/587	476.3	19/25/2,043	H	10/10/586	19/26/1,554	1/0/3	1/0/3
Botaitis Sotirios	Prof.	11	11	657	16	30/30/519/702	535.0	16	657	31/31/498/651	544.3	13/16/1,308	H	9/9/380	21/28/1,519	7/7/365	9/9/425
Rotsos Tryfonas	Asst.	10	12	485	39	32/32/542/745	532.4	39	485	33/33/541/729	519.9	16/22/1,076	L	1/0/3	2/0/9		
Marinakis Nikolaos	Asst.	9	9	326	55	33/33/561/778	515.9	55	326	34/34/570/790	522.2	9/9/332	H	9/8/345	9/8/347	1/1/49	1/1/49
Pagonopoulou Olga	Prof.	9	9	296	42	33/33/561/778	542.1	42	296	35/35/575/799	505.9	19/26/1,075	H	9/9/205	17/24/773	0/0/0	3/3/122
Kotsianidis Ioannis	Prof.	8	7	507	13	35/35/573/799	570.2	13	507	32/32/536/719	551.2	15/19/1,374	H	25/56/4,072	32/78/5,517	1/0/1	1/0/1
Kotini Athanasia	Prof.	8	8	172	38	35/35/573/799	561.5	38	172	38/38/596/852	543.1	15/34/920	H	7/7/147	14/26/728	2/1/22	2/1/22
Kantartzi Konstantia	Assoc.	6	6	257	32	37/37/598/850	573.0	32	257	36/36/583/813	565.4	10/10/537	H	8/8/372	13/13/581	1/1/13	1/1/13
Valsamaki Pipitsa	Asst.	6	6	215	27	37/37/598/850	582.3	27	215	37/37/588/833	568.3	12/13/418	H	5/5/119	9/9/216		
Lampropoulos Konstantinos	Asst.	4	3	75	10	39/39/610/883	611.0	10	75	40/40/612/894	612.3	4/3/75	M	3/2/47	3/2/48	8/6/155	9/7/192
Katsikidou Magdalini	Asst.	3	2	148	8	40/40/613/898	609.3	8	148	39/39/602/862	610.3	3/3/164	H	2/2/86	2/2/86	2/2/91	2/2/91

Medicine (NKUA) - MED - 512 matched of 551 TRS

Member	Grade	A: h	A: i10	A: cites	A: pubs	A: rank h d/u/a/all	A: comp.	B: P_i	B: C_i	B: rank C d/u/a/all	B: comp.	GS profile h/i10/cites	Conf.	OA 2012-25 h/i10/cites	OA life h/i10/cites	S2 2012-25 h/i10/cites	S2 life h/i10/cites
Filippatos Gerasimos	Prof.	161	652	271,724	1,131	1/1/1/1	1.3	1,131	271,724	1/1/1/1	1.3	189/862/373,322	H	141/562/137,023	160/726/177,480	4/3/53	4/3/57
Dimopoulos Meletios-athanasios	Prof.	141	840	100,287	1,002	2/2/2/2	2.9	1,002	100,287	3/3/3/3	2.9	184/1,385/168,974	H	1/1/89	1/1/89	10/10/715	24/30/1,665
Papadopoulos Nikolaos	Prof.	110	432	53,024	839	3/3/3/3	4.8	839	53,024	5/5/6/7	5.5	127/563/79,831	H	16/26/967	18/35/1,160	17/22/1,722	17/23/1,811
Lagiou Pagona	Prof.	98	308	32,445	526	4/4/4/4	7.8	526	32,445	10/10/13/15	6.4	134/596/67,464	H	7/6/568	12/12/1,421	0/0/0	0/0/0

Member	Grade	A: h	A: i10	A: cites	A: pubs	A: rank h d/u/a/all	A: comp.	B: P_i	B: C_i	B: rank C d/u/a/all	B: comp.	GS profile h/i10/cites	Conf.	OA 2012-25 h/i10/cites	OA life h/i10/cites	S2 2012-25 h/i10/cites	S2 life h/i10/cites
Tsivgoulis Georgios	Prof.	95	526	40,177	1,048	5/5/5/6	5.6	1,048	40,177	9/9/12/14	6.5	107/651/49,411	H	83/463/28,716	90/569/35,191	7/7/318	10/10/461
Terpos Evangelos	Prof.	92	458	49,196	1,194	6/6/6/7	3.9	1,194	49,196	7/7/9/10	3.7	121/668/71,507	H	85/429/39,871	107/628/55,947		
Tsioufis Konstantinos	Prof.	87	536	116,829	1,218	7/7/7/8	1.8	1,218	116,829	2/2/2/2	1.9	99/653/124,492	H	54/219/25,036	54/226/25,300	17/30/1,148	17/30/1,154
Papatheodoridis Georgios	Prof.	85	256	51,157	578	8/8/8/9	9.5	578	51,157	6/6/8/9	8.4	112/401/67,162	H	60/188/18,943	84/322/29,948	8/5/356	8/5/366
Syrigos Konstantinos	Prof.	71	288	30,285	720	9/9/9/10	11.2	720	30,285	12/12/18/20	11.2	99/523/45,965	L	44/128/13,437	53/182/16,514	2/0/17	2/0/17
Boumpas Dimitrios	Prof.	68	199	30,682	525	10/10/10/12	13.8	525	30,682	11/11/16/18	11.5	110/372/61,334	H	12/15/1,446	12/16/1,472		
Vlachopoulos Charalampos	Prof.	67	226	68,953	798	11/11/11/13	6.6	798	68,953	4/4/4/5	6.4	99/353/101,597	H	54/176/17,107	78/267/38,423		
Oikonomou Evangelos	Asst.	65	289	18,718	914	12/12/13/15	10.9	914	18,718	18/18/31/36	13.0	68/312/19,915	H	51/203/11,371	53/213/11,812		
Samoli Evangelia	Prof.	64	144	18,858	249	13/13/14/16	25.5	249	18,858	17/17/30/35	32.0	76/174/26,396	H	61/139/15,724	74/177/21,460	55/136/12,210	69/185/18,717
Tsakris Athanasios	Prof.	62	226	14,104	409	14/14/16/18	25.0	409	14,104	25/25/41/46	25.0	80/383/25,470	H	53/203/11,012	65/339/18,114	36/88/4,298	40/106/5,068
Tektonidou Maria	Prof.	60	185	26,023	400	15/15/19/21	22.6	400	26,023	14/14/21/24	26.2	70/222/33,165	H	52/169/19,889	63/202/24,329	0/0/0	0/0/0
Tsiodras Sotirios	Prof.	60	184	17,130	351	15/15/19/21	28.1	351	17,130	19/19/33/38	30.1	75/281/27,069	H	52/174/13,639	66/269/21,080	1/0/9	3/2/97
Protogerou Athanasios	Prof.	60	176	15,711	370	15/15/19/21	27.7	370	15,711	20/20/35/40	31.4	72/256/22,443	L	1/0/3	1/0/3	6/5/147	6/6/179
Farmakis Dimitrios	Asst.	58	167	47,039	311	18/18/24/26	18.6	311	47,039	8/8/10/12	17.1	78/257/54,323	H	52/151/33,593	70/238/38,992	2/2/224	5/5/286
Stefanis Leonidas	Prof.	57	206	30,086	432	19/19/27/29	23.1	432	30,086	13/13/19/21	18.8	81/276/45,459	H	49/183/9,023	68/251/21,955		
Skolarikos Andreas	Prof.	57	155	15,181	361	19/19/27/29	33.4	361	15,181	22/22/37/42	34.9	70/222/20,180	H	47/118/9,262	58/183/12,816	41/95/7,559	54/150/10,685
Psaltopoulou Theodora	Prof.	57	160	14,763	271	19/19/27/29	38.3	271	14,763	23/23/38/43	34.6	75/204/22,144	H	49/152/10,686	65/196/15,566	0/0/0	0/0/0
Gavriatopoulou Maria	Assoc.	54	220	12,807	659	22/22/30/33	21.5	659	12,807	26/26/44/49	23.6	60/245/14,400	H	49/204/10,361	53/226/11,501		
Piperi Christina	Prof.	54	156	8,542	250	22/22/30/33	48.8	250	8,542	37/38/67/75	49.7	68/217/14,327	L	48/150/7,342	61/211/11,580	1/1/36	2/2/99
Paschou Stavroula	Asst.	53	166	12,028	373	24/24/32/35	37.2	373	12,028	28/28/48/53	46.3	54/172/12,309	H	47/145/8,448	47/145/8,458		
Poulakou Garyfallia	Assoc.	53	125	12,012	220	24/24/32/35	48.2	220	12,012	29/29/49/54	54.1	64/156/15,895	L	1/1/165	2/1/167	22/36/2,476	25/39/2,718
Paraskevis Dimitrios	Prof.	53	156	10,196	282	24/24/32/35	47.2	282	10,196	34/35/61/67	51.8	65/226/16,902	H	43/139/7,403	49/187/10,352	3/1/191	3/1/191
Gazouli Maria	Prof.	52	217	10,480	442	27/27/37/40	34.2	442	10,480	32/33/58/64	30.7	71/322/19,895	H	42/186/7,733	58/282/14,436	0/0/0	10/10/519
Machairas Nikolaos	Asst.	51	166	23,459	307	28/29/38/42	34.1	307	23,459	15/15/23/26	39.9	51/168/23,529	H	34/107/4,300	35/115/4,602		
Briasoulis Alexandros	Assoc.	50	275	15,495	702	29/30/42/46	21.1	702	15,495	21/21/36/41	22.5	52/290/16,476	H	1/0/2	1/0/3		
Kollias Anastasios	Prof.	49	123	22,729	346	30/31/45/49	34.6	346	22,729	16/16/24/27	37.1	55/141/25,230	H	0/0/0	1/0/3	2/0/7	2/0/7
Kotanidou Anastasia	Prof.	48	153	11,619	307	31/32/48/52	51.5	307	11,619	31/31/52/57	51.1	60/204/17,022	H	2/0/16	2/0/16	0/0/0	0/0/0
Pergialiotis Vasileios	Asst.	47	171	7,313	360	32/33/49/53	52.2	360	7,313	43/44/83/94	63.8	47/174/7,512	L	39/137/5,100	39/138/5,122	34/117/4,093	34/118/4,122
Pournaras Spyridon	Prof.	46	124	7,005	181	33/34/51/55	77.2	181	7,005	48/49/89/100	58.3	68/222/16,286	L	39/109/5,226	55/198/11,257	37/96/4,623	53/190/11,056
Toutouzas Konstantinos Tou Pavlou	Prof.	45	192	11,807	889	34/35/53/57	16.5	889	11,807	30/30/51/56	16.2	63/300/19,323	H	33/117/6,496	44/175/10,357		
Bamias Georgios	Prof.	45	89	6,204	212	34/35/53/57	77.2	212	6,204	54/55/100/113	74.2	58/121/11,215	H	4/2/46	4/2/46		
Karakatsani Anna	Prof.	43	91	8,088	156	36/37/57/64	81.4	156	8,088	40/41/76/84	88.7	52/114/10,695	H	39/90/5,536	47/111/7,386	36/87/5,629	45/109/7,444
Tsolia Maria	Prof.	42	122	8,476	259	37/38/61/69	66.4	259	8,476	38/39/68/76	73.2	50/163/12,708	H	4/3/120	6/5/300	6/4/78	7/5/186
Papadavid Evangelia	Prof.	42	118	7,615	309	37/38/61/69	61.9	309	7,615	41/42/78/87	69.7	49/149/9,679	H	39/101/5,919	44/137/7,525	9/8/243	10/12/520
KANAKA-Gantenbein Christina	Prof.	42	120	7,505	373	37/38/61/69	52.1	373	7,505	42/43/79/88	56.2	50/158/10,341	L	0/0/0	0/0/0	1/1/327	1/1/327
Charalampopoulos Anestis	Prof.	42	95	6,466	253	37/38/61/69	74.6	253	6,466	53/54/97/110	83.3	47/131/9,497	L	10/10/495	11/14/632		
Kokkinos Alexandros	Prof.	41	84	8,438	181	41/42/69/77	81.1	181	8,438	39/40/69/77	89.6	50/117/11,882	L	33/75/6,080	41/99/8,326	13/15/372	15/24/690
Kymionis Georgios	Prof.	41	114	5,597	260	41/42/69/77	79.7	260	5,597	61/62/113/127	54.2	68/234/15,081	H	2/1/17	3/2/33	7/5/139	8/6/158
Papanagiotou Panagiotis	Prof.	40	97	7,244	205	43/44/73/82	85.8	205	7,244	44/45/84/95	98.1	46/118/9,048	H	34/80/4,975	42/100/6,364		
Spiliopoulos Stavros	Prof.	40	134	7,036	292	43/44/73/82	71.4	292	7,036	47/48/88/99	83.6	43/144/7,802	H	1/0/2	1/0/4	1/0/7	1/0/7
Naska Androniki	Prof.	39	58	7,138	69	45/46/81/90	113.1	69	7,138	45/46/86/97	53.7	73/125/20,012	H	60/203/12,482	81/276/22,508	4/4/229	16/16/1,484
Moulakakis Konstantinos	Assoc.	39	82	5,247	175	45/46/81/90	107.6	175	5,247	64/66/120/138	124.6	45/117/7,206	H	34/70/3,652	41/101/5,151		
Chatzigeorgiou Antonios	Assoc.	38	74	6,659	137	47/48/91/101	111.5	137	6,659	50/51/92/103	127.7	43/83/8,381	H	36/68/5,686	39/77/6,812	2/0/10	2/0/10
Katsaounou Paraskevi	Assoc.	37	83	12,096	248	48/49/93/105	67.1	248	12,096	27/27/47/52	74.4	40/89/12,802	H	31/72/9,383	32/77/9,799	28/65/7,642	29/70/8,085
Vrachnis Nikolaos	Assoc.	37	88	6,053	225	48/49/93/105	95.1	225	6,053	56/57/102/115	109.1	41/104/7,109	H	28/64/2,783	33/80/3,543	8/8/525	9/9/569
Pikoulis Emmanouil	Prof.	37	97	5,471	216	48/49/93/105	100.8	216	5,471	62/63/115/129	111.4	44/166/8,872	H	27/66/2,946	32/105/4,482	0/0/0	0/0/0
Charmandari Evangelia	Prof.	37	86	5,204	217	48/49/93/105	102.4	217	5,204	67/69/123/142	85.9	55/139/14,178	H	33/79/4,558	51/134/10,451		
Papoutsis Ioannis	Prof.	37	91	4,583	190	48/49/93/105	114.1	190	4,583	78/81/143/164	136.7	33/63/5,864	H	29/69/2,975	32/97/3,974	22/37/1,390	23/42/1,852

Member	Grade	A: h	A: i10	A: cites	A: pubs	A: rank h d/u/a/all	A: comp.	B: P_i	B: C_i	B: rank C d/u/a/all	B: comp.	GS profile h/i10/cites	Conf.	OA 2012-25 h/i10/cites	OA life h/i10/cites	S2 2012-25 h/i10/cites	S2 life h/i10/cites
Vavouranakis Emmanouil	Prof.	36	112	14,680	366	53/54/100/114	48.4	366	14,680	24/24/39/44	47.7	49/171/22,745	L	3/1/421	5/3/452	1/0/1	4/1/41
Evangelou Konstantinos	Assoc.	36	54	8,942	79	53/54/100/114	105.3	79	8,942	35/36/64/72	107.8	46/82/10,779	H	32/48/7,385	37/61/8,248	1/0/1	1/1/68
Rovina Nikoletta	Assoc.	36	76	8,817	186	53/54/100/114	89.6	186	8,817	36/37/66/74	101.8	39/88/9,501	H	28/62/5,705	33/72/6,126	2/0/11	3/1/68
Tsiachris Dimitrios	Asst.	36	98	5,247	332	53/54/100/114	75.7	332	5,247	64/66/120/138	79.9	44/137/7,115	L	31/78/3,501	37/118/5,005	6/5/133	6/5/133
Magiorkinis Gkikas	Assoc.	36	71	5,227	113	53/54/100/114	133.8	113	5,227	66/68/122/140	159.4	40/83/6,183	H	34/69/4,016	37/81/4,755		
Papaioannou Andriana	Asst.	36	92	4,871	254	53/54/100/114	95.3	254	4,871	71/74/132/153	97.4	46/116/6,805	H	32/84/3,708	40/113/5,340		
Bakakos Petros	Prof.	36	95	4,785	276	53/54/100/114	92.0	276	4,785	72/75/134/155	103.4	40/118/6,284	H	28/85/3,215	33/106/4,140	1/0/2	1/1/12
Felekouras Evangelos	Prof.	36	89	4,596	184	53/54/100/114	118.5	184	4,596	77/80/142/163	118.5	47/150/7,531	H	28/64/3,264	36/102/4,637	1/0/1	1/0/1
Tsagkaris Iraklis	Prof.	36	64	4,580	129	53/54/100/114	138.5	129	4,580	79/82/144/165	142.8	46/98/7,979	H	2/0/13	2/0/14	1/0/1	1/0/1
Theocharis Stamatios	Prof.	35	109	4,992	215	62/64/112/128	111.6	215	4,992	70/73/129/150	70.8	64/272/13,676	L	32/155/5,080	48/276/9,606	6/4/104	9/9/332
Filippiadis Dimitrios	Assoc.	35	91	4,465	261	62/64/112/128	99.6	261	4,465	82/85/149/171	112.6	37/95/4,740	H	31/73/3,560	31/75/3,646	3/2/102	3/2/102
Vasilakopoulos Theodoros Tou Panagioti	Prof.	34	95	5,809	435	64/66/119/135	50.6	435	5,809	58/59/109/122	49.3	47/157/9,403	L	4/1/181	4/2/193	3/0/11	3/0/11
Vailas Michail	Asst.	34	84	4,229	182	64/66/119/135	131.1	182	4,229	84/87/156/178	157.9	34/84/4,237	L	23/46/1,625	23/46/1,626		
Lagopati Nefeli	Asst.	34	63	3,258	107	64/66/119/135	174.1	107	3,258	107/111/199/225	219.3	35/69/3,517	H	29/56/2,708	30/60/2,878		
Smyrnis Nikolaos	Prof.	33	82	7,109	163	67/70/130/150	116.6	163	7,109	46/47/87/98	109.6	46/131/12,209	H	27/64/4,884	38/103/7,235	3/0/17	4/0/22
Paraskevas Georgios	Prof.	33	89	6,618	181	67/70/130/150	113.4	181	6,618	51/52/93/106	112.4	44/127/9,456	H	29/75/4,541	38/123/7,209		
Tzelves Lazaros	Asst.	33	107	5,733	289	67/70/130/150	90.6	289	5,733	59/60/111/124	101.2	35/110/6,260	H	26/76/3,287	26/76/3,295	3/0/16	3/0/16
Papadimitriou Christos	Prof.	33	84	5,173	208	67/70/130/150	118.1	208	5,173	68/70/125/144	81.2	57/212/14,562	H	28/71/2,939	49/187/10,026	1/0/3	3/3/190
Athanasiou Stavros	Prof.	33	67	3,877	140	67/70/130/150	158.3	140	3,877	92/95/170/192	156.3	44/109/8,079	H	27/60/2,808	38/97/5,268	2/1/72	3/2/347
Makrythanasis Periklis	Asst.	33	53	3,714	126	67/70/130/150	167.7	126	3,714	95/99/179/203	191.9	37/68/4,253	H	31/50/3,150	33/64/3,563	2/0/13	3/2/55
Iliodromiti Zoi	Assoc.	33	80	3,499	153	67/70/130/150	157.1	153	3,499	98/102/187/211	184.5	35/89/4,066	H	28/61/2,554	30/70/3,002		
Adamakis Ioannis	Prof.	33	72	3,205	148	67/70/130/150	164.1	148	3,205	110/114/204/230	185.2	34/75/4,807	L	8/7/241	16/22/690	1/0/8	3/2/56
Ferentinos Panagiotis	Prof.	32	79	6,199	179	75/79/145/166	122.8	179	6,199	55/56/101/114	125.3	40/98/7,559	H	27/69/2,897	31/89/3,758	28/67/3,569	33/88/4,391
Piagkou Maria	Prof.	32	104	4,710	415	75/79/145/166	58.6	415	4,710	74/77/137/158	61.4	34/111/5,400	H	27/78/3,333	30/85/3,987	1/0/8	1/0/8
Pateras Ioannis	Asst.	32	57	4,245	103	75/79/145/166	176.5	103	4,245	83/86/155/177	197.0	36/63/4,828	H	33/58/3,875	34/63/4,224	7/4/94	7/4/94
Pervanidou Panagiota	Prof.	32	67	4,056	117	75/79/145/166	172.8	117	4,056	89/92/164/186	192.4	36/86/7,993	H	26/61/2,501	32/79/5,595		
Papalampros Alexandros-loukas	Assoc.	32	68	3,889	124	75/79/145/166	172.6	124	3,889	91/94/169/191	192.2	36/84/4,589	H	21/40/1,523	23/43/1,648		
Pantazis Nikolaos	Asst.	32	87	3,861	139	75/79/145/166	166.6	139	3,861	93/96/171/193	142.1	47/123/8,947	H	21/38/2,914	30/64/4,432	22/46/2,129	31/73/4,902
Papatsoris Athanasios	Prof.	32	93	3,483	252	75/79/145/166	117.6	252	3,483	100/104/189/214	101.3	49/169/7,583	H	24/71/2,640	44/143/5,766	4/3/144	6/4/180
Dalla Christina	Prof.	32	59	3,432	101	75/79/145/166	191.5	101	3,432	102/106/191/216	173.2	45/83/7,202	H	29/55/2,722	41/79/5,689	2/1/37	2/1/37
Kokras Nikolaos	Asst.	32	57	3,410	84	75/79/145/166	198.5	84	3,410	103/107/192/217	219.7	37/69/5,030	H	28/53/2,653	32/66/3,995	1/0/6	1/0/6
Katsargyris Athanasios	Assoc.	31	80	5,012	172	84/88/159/182	142.5	172	5,012	69/71/128/148	150.9	36/109/6,305	H	28/68/4,067	32/92/4,944	28/60/3,372	32/87/4,322
Michalopoulos Nikolaos	Assoc.	31	74	4,604	176	84/88/159/182	145.4	176	4,604	76/79/141/162	159.0	34/106/5,827	H	16/21/806	23/42/1,533	1/0/6	1/0/6
Panagopoulos Periklis	Assoc.	31	88	4,500	237	84/88/159/182	121.4	237	4,500	80/83/147/169	128.8	35/109/5,571	H	24/70/3,132	28/80/3,528		
Liontos Michail	Asst.	31	77	4,229	211	84/88/159/182	132.7	211	4,229	84/87/156/178	136.8	38/90/8,605	H	28/62/3,174	34/75/6,636	1/0/6	1/0/6
Krokidis Miltiadis	Assoc.	31	59	4,050	149	84/88/159/182	165.5	149	4,050	90/93/165/187	190.7	31/70/4,584	H	25/49/3,085	27/58/3,556		
Kykalos Stylianos	Assoc.	31	62	3,769	159	84/88/159/182	164.0	159	3,769	94/98/175/198	188.7	31/64/3,898	H	22/33/1,549	22/35/1,596		
Tsantes Argyrios	Prof.	31	73	2,649	132	84/88/159/182	198.2	132	2,649	125/133/246/285	210.0	37/99/4,838	H	11/12/451	11/12/451	4/3/136	4/3/136
Koutsis Georgios	Assoc.	30	74	5,708	178	91/95/170/195	134.7	178	5,708	60/61/112/125	145.3	33/97/6,929	H	22/55/1,818	23/71/2,483	0/0/0	0/0/0
Nikolaou Vasileios	Prof.	30	64	3,468	142	91/95/170/195	180.0	142	3,468	101/105/190/215	166.8	42/103/6,424	H	19/26/1,560	19/26/1,572		
Dimopoulou Ioanna-maria	Prof.	30	66	3,068	155	91/95/170/195	179.0	155	3,068	115/119/211/237	123.0	51/129/9,191	H	27/55/2,417	43/114/6,726	0/0/0	0/0/0
Christopoulos Panagiotis	Assoc.	30	57	3,020	151	91/95/170/195	181.6	151	3,020	116/120/212/240	193.7	35/83/6,039	H	25/48/2,470	30/72/3,300		
Angelousi Anna	Assoc.	30	61	3,007	170	91/95/170/195	172.4	170	3,007	117/121/214/243	191.8	32/66/3,307	H	26/51/2,083	27/55/2,361	0/0/0	0/0/0
Kelekis Alexios - Chrysostomos	Prof.	30	69	2,915	174	91/95/170/195	171.6	174	2,915	118/123/222/256	159.7	42/104/7,602	L	0/0/0	0/0/0		
Trakada Georgia	Prof.	30	70	2,843	163	91/95/170/195	178.9	163	2,843	120/126/230/266	181.8	38/96/5,197	H	24/55/1,608	28/78/2,920	1/1/17	1/1/18

Member	Grade	A: h	A: i10	A: cites	A: pubs	A: rank h d/u/a/all	A: comp.	B: P_i	B: C_i	B: rank C d/u/a/all	B: comp.	GS profile h/i10/cites	Conf.	OA 2012-25 h/i10/cites	OA life h/i10/cites	S2 2012-25 h/i10/cites	S2 life h/i10/cites
Foukas Periklis	Prof.	29	50	5,862	139	98/104/182/212	149.2	139	5,862	57/58/107/120	152.0	36/69/7,152	H	25/41/4,535	30/55/5,304	0/0/0	0/0/0
Vlachogiannakos Ioannis	Prof.	29	51	4,474	121	98/104/182/212	179.9	121	4,474	81/84/148/170	146.1	46/94/7,752	L	0/0/0	0/0/0	14/18/960	24/37/2,066
Douros Konstantinos	Prof.	29	76	3,671	198	98/104/182/212	150.0	198	3,671	96/100/182/206	155.0	35/94/4,733	H	22/53/2,356	28/71/3,083	4/0/44	4/0/48
Agrogiannis Georgios	Assoc.	29	74	3,493	197	98/104/182/212	152.6	197	3,493	99/103/188/212	124.1	47/135/6,731	L	12/14/981	17/23/1,237	1/1/37	1/1/37
Avgeris Margaritis	Assoc.	29	62	3,304	113	98/104/182/212	202.8	113	3,304	106/110/197/223	223.7	32/69/3,676	H	29/59/2,908	32/66/3,153		
Michopoulos Ioannis	Prof.	29	75	3,220	141	98/104/182/212	188.9	141	3,220	109/113/202/228	204.9	33/89/4,378	H	23/54/1,984	26/68/2,731	6/5/161	6/5/162
Angelopoulou Maria	Prof.	29	66	3,100	309	98/104/182/212	101.7	309	3,100	114/118/210/236	95.0	43/127/7,002	H	24/54/2,091	34/101/4,095	6/5/126	9/9/281
Kalantaridou Sofia	Prof.	29	41	2,394	93	98/104/182/212	237.9	93	2,394	132/140/263/306	155.4	50/99/7,796	H	26/44/2,299	41/95/5,683	7/7/216	14/14/582
Michos Athanasios	Prof.	29	62	2,213	126	98/104/182/212	219.2	126	2,213	140/148/279/328	235.9	34/79/3,182	H	25/51/1,662	29/68/2,384	11/14/381	15/19/694
Kaltsakas Georgios	Asst.	28	53	4,109	207	107/113/198/229	144.2	207	4,109	88/91/163/185	156.7	28/56/4,198	L	20/37/1,681	20/39/1,715	2/0/11	2/0/11
Lazaris Andreas Tou Michail	Prof.	28	52	2,698	109	107/113/198/229	227.6	109	2,698	123/131/242/281	244.9	32/65/3,295	H	29/90/3,047	42/207/7,245	9/7/339	9/8/351
Kavantzas Nikolaos	Prof.	28	65	2,495	199	107/113/198/229	166.4	199	2,495	129/137/257/299	130.5	47/169/7,779	H	23/49/1,719	38/124/5,189	5/1/78	7/5/408
Sokou Rozeta	Asst.	28	73	2,425	147	107/113/198/229	206.4	147	2,425	130/138/261/304	233.1	28/75/2,471	H	24/58/1,898	24/58/1,906	0/0/0	0/0/0
Papageorgiou Sotiris	Asst.	28	59	2,376	223	107/113/198/229	153.2	223	2,376	133/141/265/309	152.6	36/87/4,165	L	25/49/1,598	31/78/3,150		
Peppa Melpomeni	Prof.	28	44	1,814	89	107/113/198/229	266.3	89	1,814	158/168/329/393	203.2	45/89/10,966	H	24/35/1,282	38/75/7,328		
Theodosopoulos Theodosios	Prof.	27	48	6,727	103	113/121/212/245	155.0	103	6,727	49/50/91/102	151.8	36/78/9,492	H	9/9/311	20/35/2,025	0/0/0	0/0/0
Vezakis Antonios	Prof.	27	50	4,756	141	113/121/212/245	171.4	141	4,756	73/76/136/157	173.3	34/69/6,175	H	16/24/1,858	24/41/2,800	1/0/1	1/0/1
Nastos Konstantinos	Assoc.	27	58	4,612	145	113/121/212/245	172.3	145	4,612	75/78/140/161	182.7	30/69/5,091	H	20/34/1,508	23/43/1,750	1/0/1	1/0/1
Rizos Emmanouil	Prof.	27	43	3,408	97	113/121/212/245	225.6	97	3,408	104/108/193/218	240.5	31/59/4,248	H	23/40/2,493	26/53/3,108		
Lazaris Andreas Tou Christou	Prof.	27	88	2,501	229	113/121/212/245	150.9	229	2,501	127/135/255/297	116.8	48/225/8,883	H	29/90/3,047	42/207/7,245	9/7/339	9/8/351
Gargalionis Antonios	Asst.	27	56	2,186	92	113/121/212/245	260.1	92	2,186	141/149/281/332	300.3	27/56/2,187	H	27/49/1,854	27/49/1,855	6/4/176	6/4/176
Theodorou Dimitrios	Prof.	27	49	1,955	149	113/121/212/245	218.4	149	1,955	151/159/309/366	199.9	39/98/5,626	H	18/25/906	25/52/1,971	0/0/0	1/1/20
Papanikolaou Ioannis	Prof.	27	43	1,756	112	113/121/212/245	254.3	112	1,756	164/175/341/408	267.9	32/60/2,877	H	25/46/1,666	29/58/2,515	3/1/34	3/1/34
Kalomenidis Ioannis	Prof.	26	51	6,501	130	121/130/233/267	154.3	130	6,501	52/53/96/109	141.9	39/96/8,905	H	21/39/2,602	31/75/4,196		
Karamanou Marianna	Prof.	26	76	4,114	320	121/130/233/267	98.4	320	4,114	86/89/161/183	100.8	29/90/4,630	H	19/44/2,606	20/52/2,802	1/0/1	1/0/1
Papadopoulos Antonios	Prof.	26	50	3,187	142	121/130/233/267	204.2	142	3,187	111/115/205/231	189.4	37/75/4,605	H	21/34/1,915	28/49/2,402	5/2/124	5/2/129
Bramis Konstantinos	Asst.	26	28	3,109	73	121/130/233/267	255.8	73	3,109	113/117/209/235	277.1	28/39/3,662	H	8/7/298	14/15/649	3/2/101	3/2/101
Kyriakopoulos Marinos	Asst.	26	41	2,504	100	121/130/233/267	255.9	100	2,504	126/134/254/296	269.0	30/51/3,711	H	23/32/1,758	29/42/2,740	23/29/1,575	27/37/2,699
Siakavellas Spyridon	Asst.	26	31	2,041	89	121/130/233/267	278.4	89	2,041	149/157/302/357	303.8	28/37/2,539	H	1/0/4	2/1/30	1/0/1	1/0/1
Seimenis Ioannis	Prof.	26	52	1,832	188	121/130/233/267	190.3	188	1,832	157/167/326/390	183.8	35/89/3,870	H	23/47/1,434	32/85/3,130	0/0/0	2/0/13
Siempos Ilias	Asst.	25	44	4,110	109	128/137/247/285	210.9	109	4,110	87/90/162/184	126.7	51/92/9,354	H	24/43/3,497	49/86/6,783	0/0/0	0/0/0
Alexopoulou Alexandra	Prof.	25	40	3,350	139	128/137/247/285	208.1	139	3,350	105/109/196/222	193.6	36/85/5,295	H	19/31/1,397	29/69/2,636		
Dellaportas Dionysios	Asst.	25	42	3,172	127	128/137/247/285	221.7	127	3,172	112/116/207/233	239.2	26/48/3,339	L	13/18/572	15/22/683	5/2/78	5/2/81
Kotsinas Athanasios	Asst.	25	37	2,499	65	128/137/247/285	287.3	65	2,499	128/136/256/298	209.3	44/89/8,972	H	1/1/12	10/10/602	1/1/10	9/7/486
Filis Konstantinos	Prof.	25	52	2,105	140	128/137/247/285	233.5	140	2,105	144/152/292/346	219.7	35/95/4,590	H	21/47/1,576	24/72/2,251		
Anagnostouli Maria	Assoc.	25	55	2,095	139	128/137/247/285	236.2	139	2,095	146/154/295/349	245.9	29/71/3,162	L	21/52/1,436	24/64/2,123	4/3/56	4/3/57
Nonni Afroditi	Prof.	25	52	1,812	88	128/137/247/285	293.4	88	1,812	159/169/330/395	291.5	32/88/3,242	L	18/32/941	21/40/1,269		
Dellis Athanasios	Prof.	25	55	1,799	133	128/137/247/285	252.3	133	1,799	160/171/332/398	263.4	29/72/3,692	H	21/42/1,324	24/53/2,146	1/1/22	1/1/22
Theodora Marianna	Assoc.	25	54	1,798	151	128/137/247/285	231.3	151	1,798	161/172/333/399	250.5	26/61/2,236	H	21/44/1,307	23/48/1,463	14/20/631	14/22/670
Theodoraki Kassiani	Prof.	24	44	2,698	138	137/146/271/318	231.7	138	2,698	123/131/242/281	212.5	35/76/4,422	H	17/23/1,092	30/52/2,460		
Koutoulidis Vasileios-vensan-kon/nos	Assoc.	24	40	2,413	124	137/146/271/318	248.5	124	2,413	131/139/262/305	254.8	28/53/2,800	L	1/0/2	1/0/2		
Valsami Serena	Assoc.	24	41	2,324	91	137/146/271/318	282.2	91	2,324	135/143/270/316	306.5	25/45/2,487	H	19/33/1,725	21/36/1,851		
Zouvelou Vasiliki	Assoc.	24	36	2,266	127	137/146/271/318	249.6	127	2,266	136/144/272/319	256.0	28/46/2,795	H	23/32/1,724	27/42/2,269	1/0/3	1/0/3
Stathopoulos Panos-alexis	Asst.	24	28	2,262	60	137/146/271/318	310.0	60	2,262	137/145/273/321	331.6	26/32/2,662	H	21/27/1,762	23/31/2,044		
Sakellariou Stratigoula	Assoc.	24	40	2,238	124	137/146/271/318	252.5	124	2,238	138/146/276/324	266.7	26/46/2,543	H	21/39/1,749	23/44/1,974	17/23/687	17/24/740

Member	Grade	A: h	A: i10	A: cites	A: pubs	A: rank h d/u/a/all	A: comp.	B: P_i	B: C_i	B: rank C d/u/a/all	B: comp.	GS profile h/i10/cites	Conf.	OA 2012-25 h/i10/cites	OA life h/i10/cites	S2 2012-25 h/i10/cites	S2 life h/i10/cites
Zygogianni Anna	Assoc.	24	48	1,724	112	137/146/271/318	279.4	112	1,724	166/177/345/413	307.4	24/54/2,155	H	18/38/1,031	19/40/1,265	13/13/639	17/18/958
Vakas Panagiotis	Prof.	24	37	1,596	84	137/146/271/318	315.4	84	1,596	170/181/356/430	262.3	38/73/3,904	L	6/3/145	6/3/145	6/4/132	6/4/132
Vlastarakos Petros	Asst.	24	32	1,563	91	137/146/271/318	308.7	91	1,563	171/183/358/435	291.7	33/53/2,979	H	19/27/930	26/49/1,936	17/26/915	25/47/1,893
Trafalis Dimitrios	Prof.	23	53	3,252	99	146/155/288/338	251.4	99	3,252	108/112/200/226	249.9	29/77/4,127	H	21/44/2,597	23/59/3,089	1/0/1	1/0/1
Memos Nikolaos	Asst.	23	27	2,849	76	146/155/288/338	282.6	76	2,849	119/125/229/265	290.7	27/39/3,543	H	8/7/350	13/14/680		
Chatzipanagiotou Stylianos	Assoc.	23	51	2,110	93	146/155/288/338	293.5	93	2,110	143/151/291/345	276.2	32/87/3,519	H	19/39/1,519	26/64/2,306	19/37/1,338	25/63/2,102
Dimou Maria	Asst.	23	42	2,103	204	146/155/288/338	185.8	204	2,103	145/153/293/347	195.0	24/48/2,516	H	26/57/2,694	32/84/3,704	5/5/211	6/6/237
Kroupis Christos	Prof.	23	42	1,894	90	146/155/288/338	305.7	90	1,894	153/163/319/380	268.0	35/71/4,635	H	20/34/1,086	26/59/2,454	3/0/18	4/1/40
Karavokyros Ioannis	Prof.	22	38	2,819	76	151/161/304/356	289.6	76	2,819	121/128/233/270	282.6	29/56/3,806	H	16/20/1,133	18/31/1,460	0/0/0	2/2/24
Karavanaki Kyriaki-athina	Prof.	22	41	2,125	121	151/161/304/356	268.5	121	2,125	142/150/289/343	250.0	32/62/3,539	H	19/33/1,420	26/54/2,401	1/0/8	1/0/8
Marinaki Smaragdi	Assoc.	22	54	1,888	220	151/161/304/356	175.9	220	1,888	154/164/320/382	182.1	24/61/2,215	H	19/49/1,443	21/55/1,677	0/0/0	0/0/0
Papagiannis Panagiotis	Prof.	22	30	1,677	106	151/161/304/356	302.7	106	1,677	168/179/351/422	245.1	38/71/3,826	H	18/33/1,359	34/72/3,076		
Troupis Theodoros	Prof.	21	64	3,645	238	155/167/317/377	147.2	238	3,645	97/101/183/207	145.5	28/82/4,621	H	7/5/602	9/9/915	7/5/239	7/5/239
Giotakis Evangelos	Asst.	21	30	2,070	74	155/167/317/377	326.5	74	2,070	148/156/299/353	351.6	22/35/2,263	H	15/21/620	16/24/667	2/1/99	2/1/99
Riga Maria	Asst.	21	25	1,911	41	155/167/317/377	361.6	41	1,911	152/162/317/378	398.4	21/26/2,008	M	19/27/2,821	30/63/4,089	1/0/1	1/0/1
Georgopoulos Sotirios	Prof.	21	28	1,719	62	155/167/317/377	356.1	62	1,719	167/178/346/414	360.2	26/39/2,359	M	20/41/1,463	26/62/2,202	2/2/28	3/3/65
Vasileiadis Ioannis	Prof.	21	40	1,544	100	155/167/317/377	318.2	100	1,544	172/184/360/439	328.8	25/49/2,355	H	24/50/1,739	27/61/2,441	5/3/112	5/3/112
Rekatsina Martina	Asst.	21	31	1,476	82	155/167/317/377	341.0	82	1,476	175/189/369/453	373.6	21/31/1,479	H	18/25/1,048	18/25/1,051	1/1/21	2/1/24
Giannakopoulos Georgios	Asst.	21	36	1,414	77	155/167/317/377	348.8	77	1,414	178/193/377/464	361.7	25/45/2,073	H	0/0/0	0/0/0	1/0/7	2/0/9
Papadodima Stavroula	Prof.	21	29	1,117	70	155/167/317/377	367.0	70	1,117	190/210/413/515	371.4	26/47/2,094	H	17/23/707	23/41/1,460	16/24/706	21/41/1,364
Giannopoulou Ioanna	Assoc.	20	37	1,726	75	163/177/334/404	347.5	75	1,726	165/176/344/412	314.8	19/28/4,960	H	24/51/1,792	36/100/5,502	2/1/26	2/1/26
Kyrousi Christina	Asst.	20	22	1,511	33	163/177/334/404	393.2	33	1,511	173/187/362/445	427.2	21/24/1,628	H	20/22/1,294	21/24/1,394		
Karaiskos Pantelis	Prof.	20	34	1,497	161	163/177/334/404	247.7	161	1,497	174/188/364/448	189.5	41/89/4,342	H	19/32/1,222	35/80/3,350	0/0/0	0/0/0
Petrou Petros	Asst.	20	39	1,368	101	163/177/334/404	327.8	101	1,368	180/196/381/469	333.1	25/53/2,273	H	21/46/1,344	31/74/3,164	6/6/120	6/6/120
Kaspiris Angelos	Asst.	20	32	1,180	83	163/177/334/404	355.4	83	1,180	188/207/406/503	339.4	28/48/2,401	H	18/26/793	23/41/1,491	0/0/0	1/0/1
Platoni Kalliopi	Assoc.	20	39	1,055	136	163/177/334/404	290.1	136	1,055	196/220/426/534	304.6	22/49/1,584	H	15/30/745	17/37/944	0/0/0	4/4/234
Maritsi Despoina	Asst.	19	28	2,804	97	169/183/350/429	285.3	97	2,804	122/129/235/272	302.0	20/30/2,948	H	14/20/1,218	16/22/1,333	0/0/0	0/0/0
Fotis Lampros	Asst.	19	34	2,074	81	169/183/350/429	329.3	81	2,074	147/155/298/352	351.6	20/35/2,152	H	14/20/1,049	15/21/1,067	5/2/65	5/2/65
Danias Nikolaos	Assoc.	19	29	2,001	45	169/183/350/429	365.6	45	2,001	150/158/307/363	387.8	21/34/2,203	H	11/12/367	14/17/516	0/0/0	1/1/27
Golemati Spyretta	Assoc.	19	20	1,853	52	169/183/350/429	366.1	52	1,853	155/165/322/386	325.1	31/60/4,391	H	15/17/1,255	26/52/2,993	15/19/1,091	26/53/2,845
Lionaki Sofia	Asst.	19	34	1,846	139	169/183/350/429	267.7	139	1,846	156/166/324/388	263.0	26/50/3,709	L	16/28/1,313	20/38/2,373	1/1/92	10/10/719
Soldatou Alexandra	Prof.	19	39	1,362	96	169/183/350/429	339.3	96	1,362	181/197/382/470	363.1	20/43/1,493	H	15/28/903	17/31/1,013		
Bourgioti Charis	Asst.	19	25	1,319	70	169/183/350/429	373.2	70	1,319	182/199/387/479	407.6	19/25/1,327	H	17/23/1,053	17/23/1,056	0/0/0	0/0/0
Sgouros Spyridon	Asst.	19	24	1,298	66	169/183/350/429	379.0	66	1,298	183/201/391/486	153.5	52/124/8,630	L	3/2/78	6/6/289		
Vasilakopoulos Theodoros Tou Ioanni	Prof.	19	39	1,267	112	169/183/350/429	314.1	112	1,267	184/202/393/488	228.9	40/95/6,449	H	2/1/169	3/2/181		
Pararas Nikolaos	Asst.	19	29	1,132	68	169/183/350/429	382.3	68	1,132	189/209/410/511	389.6	24/44/2,286	H	12/14/558	16/23/880		
Gkouskou Kalliopi	Asst.	19	24	1,115	47	169/183/350/429	404.9	47	1,115	191/211/414/516	432.3	21/29/1,426	H	16/22/847	17/25/1,076	4/3/68	4/3/69
Kontoangelos Konstantinos	Asst.	18	40	1,793	86	180/196/373/461	343.5	86	1,793	162/173/336/402	355.5	21/45/2,059	H	15/27/1,103	16/29/1,177	14/22/931	15/25/1,006
Chatziioannou Sofia	Prof.	18	34	1,222	115	180/196/373/461	315.2	115	1,222	185/204/396/492	314.3	24/48/2,320	H	15/26/751	19/37/1,548	2/2/207	6/6/416
Mantas Dimitrios	Prof.	18	31	1,039	79	180/196/373/461	380.7	79	1,039	197/221/427/537	372.8	25/54/2,066	L	15/21/704	19/34/1,231		
Lampropoulou Vasiliki	Asst.	17	19	10,261	31	183/200/394/487	142.6	31	10,261	33/34/60/66	142.4	23/26/11,637	H			0/0/0	0/0/0
Papanikolaou Aikaterini	Prof.	17	25	1,599	55	183/200/394/487	393.0	55	1,599	169/180/355/429	368.0	26/44/9,645	H	3/2/120	3/2/124	4/2/91	4/2/92
Boutati Eleni	Prof.	17	20	1,450	43	183/200/394/487	413.9	43	1,450	177/191/373/458	295.7	37/56/5,606	H	15/19/1,086	33/57/4,136	2/2/62	4/4/106
Kyrozis Andreas	Asst.	17	22	1,395	56	183/200/394/487	401.5	56	1,395	179/194/378/465	353.8	29/44/4,018	L	16/18/1,594	27/39/3,635		
Spoulou Vasiliki	Prof.	17	23	1,091	51	183/200/394/487	419.0	51	1,091	192/213/416/519	421.3	22/38/1,759	H	5/1/58	6/2/88		

Member	Grade	A: h	A: i10	A: cites	A: pubs	A: rank h d/u/a/all	A: comp.	B: P_i	B: C_i	B: rank C d/u/a/all	B: comp.	GS profile h/i10/cites	Conf.	OA 2012-25 h/i10/cites	OA life h/i10/cites	S2 2012-25 h/i10/cites	S2 life h/i10/cites
Koulouvaris Panagiotis	Assoc.	17	29	1,063	77	183/200/394/487	389.3	77	1,063	194/218/421/529	374.2	25/47/3,545	H	14/21/610	21/37/2,458	1/1/63	3/2/89
Siafakas Nikolaos	Assoc.	17	25	956	52	183/200/394/487	426.9	52	956	200/226/443/558	416.7	24/53/3,288	H	29/64/2,907	62/238/12,329	27/57/2,424	58/219/15,359
Gialeraki Argyri	Assoc.	17	18	916	34	183/200/394/487	453.9	34	916	204/232/457/576	420.8	26/38/1,866	H	15/17/654	21/29/1,142	3/2/46	4/3/87
Moraitis Konstantinos	Prof.	17	25	908	61	183/200/394/487	424.4	61	908	205/233/458/578	447.1	19/30/1,487	H	13/20/638	19/32/1,309	2/1/18	2/1/20
Goutas Nikolaos	Prof.	17	27	791	61	183/200/394/487	431.0	61	791	211/246/482/616	433.4	22/48/1,511	H	12/18/445	14/25/663	0/0/0	2/2/32
Kontopidou Flora	Prof.	16	17	5,344	25	193/215/418/523	236.5	25	5,344	63/65/117/134	224.7	26/32/7,776	M	20/29/4,374	34/69/6,974	11/11/2,946	19/23/4,535
Antonakis Pantelis	Asst.	16	18	2,229	35	193/215/418/523	380.1	35	2,229	139/147/277/326	312.0	32/45/4,574	H	8/7/243	20/30/1,105		
Konstantinidou Anastasia-evangelia	Prof.	16	26	1,186	74	193/215/418/523	397.4	74	1,186	187/206/405/502	299.7	35/76/3,810	H	13/18/808	27/53/2,154	1/0/7	1/0/7
Karampinas Panagiotis	Asst.	16	24	949	62	193/215/418/523	427.0	62	949	201/227/444/560	450.3	17/25/978	L	13/18/479	13/18/482	11/17/400	11/17/400
Bonakis Anastasios	Assoc.	16	26	935	106	193/215/418/523	357.2	106	935	202/229/448/566	352.7	22/46/1,939	H	13/21/736	21/37/1,469	2/0/7	2/0/7
Boufidou Foteini	Assoc.	16	29	855	61	193/215/418/523	436.3	61	855	206/237/468/593	397.8	26/55/2,602	L	4/2/66	8/7/398	3/3/57	3/3/57
Stavrinou Lampis	Asst.	16	24	761	43	193/215/418/523	463.7	43	761	213/251/488/627	464.1	21/38/1,557	H	11/16/513	16/24/887	0/0/0	1/0/8
Kratiras Zisis	Asst.	16	21	573	73	193/215/418/523	431.7	73	573	220/264/525/696	458.9	16/21/573	H	14/19/435	14/19/435	6/4/116	6/4/116
Piperaki Evangelia-theofano	Assoc.	15	18	1,768	30	201/228/445/558	427.8	30	1,768	163/174/340/407	419.4	21/27/2,351	H	1/0/3	1/0/3	14/16/1,154	22/34/1,771
Alissafi Themis	Asst.	15	17	1,464	33	201/228/445/558	440.7	33	1,464	176/190/372/457	445.1	19/21/2,097	H	13/14/1,037	19/20/1,815		
Koumaki Vasiliki	Assoc.	15	22	1,208	60	201/228/445/558	424.9	60	1,208	186/205/402/498	433.9	18/28/1,500	H	12/14/641	14/20/892	12/16/835	15/21/1,047
Vlachos Dimitrios-evthymios	Asst.	15	22	1,074	98	201/228/445/558	371.2	98	1,074	193/216/419/524	386.5	15/25/1,152	H	0/0/0	0/0/0	0/0/0	0/0/0
Attilakos Achilleas	Assoc.	15	23	1,021	82	201/228/445/558	400.3	82	1,021	198/222/432/542	387.2	22/41/1,680	H	12/15/432	17/30/847	1/0/1	3/2/51
Papapanagiotou Angeliki	Prof.	15	22	988	51	201/228/445/558	444.6	51	988	199/224/438/550	424.7	23/33/1,974	H	18/29/954	22/44/2,113	15/18/601	18/26/1,281
Kokotis Panagiotis	Assoc.	15	23	935	83	201/228/445/558	401.9	83	935	202/229/448/566	385.5	23/41/1,810	H	14/17/696	20/30/1,213		
Mantzourani Marina	Assoc.	15	22	639	80	201/228/445/558	421.3	80	639	217/258/504/660	425.4	19/36/1,202	H	13/18/478	16/27/769	1/0/4	1/0/4
Demesticha Theano	Prof.	14	22	831	60	209/241/467/594	455.5	60	831	208/240/472/598	458.4	18/30/1,300	L	11/15/376	15/25/920		
Korfias Stefanos	Prof.	14	19	813	79	209/241/467/594	422.3	79	813	209/243/475/605	359.2	28/50/5,846	H	10/11/474	23/37/2,019	1/0/1	1/0/1
Protogerou Vasileios	Prof.	14	17	790	47	209/241/467/594	472.9	47	790	212/247/484/618	462.9	20/34/2,024	H	7/6/407	13/16/929		
Panoskaltsis Theodoros	Assoc.	14	18	616	52	209/241/467/594	474.5	52	616	218/260/513/676	483.1	17/30/1,468	L	10/12/396	13/16/522	2/0/13	2/0/13
Mitsogiannis Iraklis	Prof.	14	20	574	64	209/241/467/594	461.5	64	574	219/263/524/695	469.6	17/30/1,081	H	12/13/417	14/22/786	0/0/0	0/0/0
Toumpanakis Dimitrios	Asst.	14	19	513	51	209/241/467/594	481.4	51	513	224/268/534/714	490.3	17/25/802	H	12/16/441	13/18/514	6/1/58	6/1/58
Chatziioannou Achilleas	Prof.	13	14	853	34	215/253/491/638	495.7	34	853	207/238/469/594	456.0	23/33/1,865	H	7/6/159	11/12/563		
Koulalis Dimitrios	Assoc.	13	17	755	47	215/253/491/638	483.1	47	755	215/253/491/630	472.3	19/28/1,352	H	10/12/481	16/22/897		
Kaparos Georgios	Assoc.	13	15	522	74	215/253/491/638	454.2	74	522	222/266/532/711	449.9	18/26/1,008	H	8/7/354	10/10/425	2/0/10	2/0/10
Papanikolaou Eleni	Lect.	12	13	759	44	218/260/506/674	493.5	44	759	214/252/489/628	497.6	15/20/2,801	H	12/14/757	16/23/2,155	2/0/8	2/0/8
Theofanakis Charalampos	Asst.	12	15	640	105	218/260/506/674	389.1	105	640	216/257/503/659	398.3	12/15/644	H	10/10/346	10/10/349	10/11/414	10/11/420
Mastrokalos Dimitrios	Assoc.	12	15	527	36	218/260/506/674	521.1	36	527	221/265/531/709	503.4	19/35/1,704	H	10/12/339	16/27/1,160		
Myoteri Despoina	Asst.	12	13	494	86	218/260/506/674	434.5	86	494	226/270/540/727	445.9	12/13/504	H	10/10/355	10/10/355		
Georgakopoulos Ioannis	Asst.	12	17	406	48	218/260/506/674	505.7	48	406	227/274/554/756	521.4	12/17/411	H	13/18/455	13/19/559	5/3/80	5/3/80
Kollias Konstantinos	Assoc.	12	14	380	40	218/260/506/674	523.3	40	380	229/276/558/763	527.8	15/22/744	H	14/17/583	15/20/641	11/11/300	12/13/386
Fragkoulidis Georgios	Prof.	11	11	1,060	17	224/268/519/702	502.6	17	1,060	195/219/423/531	516.7	11/11/1,060	M	12/13/1,131	12/13/1,131	2/1/20	3/1/23
Angouras Dimitrios	Prof.	11	13	503	41	224/268/519/702	519.6	41	503	225/269/538/722	481.3	21/29/1,610	L	9/9/355	18/26/1,106	4/2/64	4/2/65
Dalamagka Maria	Prof.	10	10	2,325	115	226/271/542/745	303.9	115	2,325	134/142/269/315	307.1	9/9/2,311	M	1/1/26	1/1/26		
Kotsis Thomas	Prof.	10	12	807	40	226/271/542/745	508.3	40	807	210/244/478/608	434.4	25/37/2,259	H	10/11/587	21/38/1,653		
Fessatou Smaragdi	Asst.	10	10	515	44	226/271/542/745	519.1	44	515	223/267/533/713	511.9	15/19/967	H	9/8/418	13/15/706	8/8/349	13/15/647
Toumpoulis Ioannis	Asst.	10	10	352	41	226/271/542/745	534.8	41	352	231/278/563/774	410.4	29/51/3,028	H	10/10/272	26/49/2,316	0/0/0	1/0/4
Kouzoupis Anastasios	Assoc.	9	7	388	14	230/280/561/778	573.5	14	388	228/275/557/762	540.6	18/25/1,148	H	9/9/311	15/28/897	8/7/265	15/21/816
Paraskeva Anteia	Prof.	9	9	370	27	230/280/561/778	561.0	27	370	230/277/560/766	541.0	16/21/1,200	H	6/2/115	8/6/309		
Sakelliadis Emmanouil	Asst.	9	8	282	32	230/280/561/778	559.3	32	282	233/283/577/802	557.6	12/15/563	H	7/5/178	10/11/346		

Member	Grade	A: h	A: i10	A: cites	A: pubs	A: rank h d/u/a/all	A: comp.	B: P_i	B: C_i	B: rank C d/u/a/all	B: comp.	GS profile h/i10/cites	Conf.	OA 2012-25 h/i10/cites	OA life h/i10/cites	S2 2012-25 h/i10/cites	S2 life h/i10/cites
Margariti Maria	Assoc.	7	5	288	21	233/288/587/827	581.3	21	288	232/282/576/800	563.6	14/17/822	H	8/7/299	17/22/875	2/2/74	6/6/246
Deligiannis Dimitrios	Asst.	5	4	122	13	234/292/603/868	606.3	13	122	234/293/610/876	609.0	5/4/122	H	12/13/371	12/13/372	0/0/0	0/0/0
Lymperopoulou Georgia	Lect.	4	2	45	15	235/297/610/883	608.6	15	45	236/301/615/905	589.6	12/13/425	H	4/1/34	10/11/312	0/0/0	0/0/0
Pavlopoulos Dionysios	Asst.	3	1	62	8	236/299/613/898	613.0	8	62	235/298/613/898	612.3	5/3/130	H	3/1/40	3/1/40	11/12/331	14/22/530
Fragkoulis Georgios	Asst.	3	1	41	5	236/299/613/898	615.7	5	41	237/302/616/907	616.7	3/1/41	H	0/0/0	0/0/0	4/1/44	4/2/62
Makris Michail	Assoc.	2	1	15	8	238/303/618/908	616.3	8	15	238/304/618/912	616.7	2/1/20	M	1/1/12	2/1/16		

Medicine (UPatras) - MED - 116 matched of 131 TRS

Member	Grade	A: h	A: i10	A: cites	A: pubs	A: rank h d/u/a/all	A: comp.	B: P_i	B: C_i	B: rank C d/u/a/all	B: comp.	GS profile h/i10/cites	Conf.	OA 2012-25 h/i10/cites	OA life h/i10/cites	S2 2012-25 h/i10/cites	S2 life h/i10/cites
Kakkos Stavros	Prof.	51	98	30,449	344	1/1/38/42	27.9	344	30,449	1/1/17/19	25.4	71/179/39,274	H	44/86/17,286	59/148/21,233	6/3/170	6/4/194
Akinosoglou Karolina - Anthoula	Assoc.	49	117	28,548	224	2/2/45/49	36.1	224	28,548	2/2/20/22	41.1	50/124/28,921	H	41/95/24,003	42/99/24,159	2/2/47	3/2/50
Liatsikos Evangelos	Prof.	44	165	8,327	493	3/3/55/61	36.6	493	8,327	3/3/72/80	33.0	67/289/16,312	H	39/133/5,603	55/237/11,349	9/9/378	10/10/399
Vantarakis Apostolos	Prof.	40	90	5,938	167	4/5/73/82	100.4	167	5,938	5/5/106/119	114.5	47/122/7,863	H	33/69/3,839	39/103/5,538	32/71/3,746	39/102/5,279
Velissaris Dimitrios	Prof.	39	104	8,187	180	5/6/81/90	89.9	180	8,187	4/4/75/83	104.9	43/123/9,334	H	29/84/6,042	32/97/6,397		
Alexopoulos Panagiotis	Prof.	39	80	4,908	160	5/6/81/90	113.8	160	4,908	6/8/130/151	128.4	46/100/7,096	H	35/73/3,602	39/94/5,096	5/1/58	5/1/59
Kallidonis Panagiotis	Assoc.	36	124	4,553	392	7/9/100/114	62.3	392	4,553	7/9/145/166	61.6	48/161/6,971	H	33/104/3,487	41/141/5,324	0/0/0	0/0/0
Mouzaki Athanasia	Prof.	30	57	2,672	118	8/10/170/195	209.1	118	2,672	12/14/245/284	191.5	42/108/5,884	H	24/46/1,802	35/91/3,764		
Spyridonidis Alexandros	Prof.	29	68	4,194	247	9/11/182/212	124.1	247	4,194	8/10/158/180	124.4	37/98/5,454	H	24/53/3,667	32/76/4,475	7/4/132	7/4/135
Chartoumpekis Dionysios	Asst.	29	48	2,878	92	9/11/182/212	228.0	92	2,878	11/13/227/262	263.6	30/54/3,665	H	26/41/2,427	28/45/3,023		
Kargiotis Odysseas	Asst.	28	63	2,943	122	11/13/198/229	213.0	122	2,943	10/12/218/250	228.2	32/74/3,813	H	22/50/1,926	25/59/2,477	5/1/41	5/1/41
Kitrou Panagiotis	Assoc.	27	51	3,799	134	12/14/212/245	194.8	134	3,799	9/11/173/196	213.2	28/52/3,851	L	24/46/3,102	25/47/3,137	1/0/7	1/0/7
Lygerou Zoi	Prof.	27	45	2,376	83	12/14/212/245	261.4	83	2,376	13/15/265/309	215.0	42/76/7,195	H	26/42/2,033	38/72/5,619	0/0/0	3/3/389
Fouzas Sotirios	Assoc.	27	65	2,260	173	12/14/212/245	194.7	173	2,260	14/16/274/322	197.2	34/79/3,336	H	24/52/1,647	28/66/2,363	0/0/0	0/0/0
Georgopoulos Neoklis	Prof.	24	43	1,800	109	15/17/271/318	280.1	109	1,800	17/19/331/396	240.8	37/90/5,497	H	19/36/1,407	32/85/3,930	1/1/142	1/1/142
Karamouzos Vasileios	Asst.	23	40	2,065	63	16/18/288/338	325.1	63	2,065	15/17/300/354	354.4	24/44/2,150	H	18/33/1,177	19/37/1,245	5/4/118	5/5/130
Kalogeropoulou Christina	Prof.	20	41	1,943	103	17/20/334/404	304.0	103	1,943	16/18/310/368	283.2	30/81/4,121	H	16/30/994	22/63/2,404	16/28/1,095	21/49/1,701
Papasotiriou Marios	Assoc.	20	30	1,443	133	17/20/334/404	285.9	133	1,443	18/24/375/461	303.5	21/34/1,582	H	16/25/1,121	17/29/1,212		
Zolota Vasiliki	Prof.	20	35	1,328	100	17/20/334/404	330.4	100	1,328	19/25/386/478	290.1	33/94/3,980	H	13/16/597	15/21/749		
Panagopoulos Andreas	Prof.	19	38	1,238	114	20/25/350/429	311.1	114	1,238	20/26/395/491	290.3	29/60/3,187	H	15/28/733	24/51/2,039	1/0/2	1/0/2
Spiliopoulou Anastasia	Asst.	19	28	939	39	20/25/350/429	426.1	39	939	25/33/446/563	456.6	21/31/1,073	H	21/42/1,405	23/47/1,601	11/14/479	13/18/660
Kostopoulou Eirini	Asst.	18	35	1,016	105	22/28/373/461	343.4	105	1,016	23/30/433/543	367.8	18/35/1,016	H	14/28/769	15/29/808	14/26/706	14/26/715
Sampsonas Fotios	Assoc.	18	28	968	103	22/28/373/461	349.1	103	968	24/31/442/556	334.4	26/46/1,765	H	15/21/634	18/27/831	1/0/4	1/0/4
Papathanasiou Nikolaos	Asst.	17	23	1,057	63	24/31/394/487	410.0	63	1,057	21/28/424/532	412.1	22/31/2,711	H	15/18/706	20/29/1,991	6/4/141	6/4/142
Kourea Eleni	Prof.	17	21	895	56	24/31/394/487	429.1	56	895	27/35/462/584	418.8	24/39/2,363	H	9/6/201	9/6/201	2/0/12	2/0/12
Kaponis Apostolos	Assoc.	16	20	1,025	46	26/33/418/523	438.8	46	1,025	22/29/430/540	393.8	27/47/2,637	H	14/17/652	21/40/1,437	1/0/1	5/2/109
Giormezis Nikolaos	Asst.	15	21	641	31	27/34/445/558	494.2	31	641	30/41/502/658	521.7	15/22/709	H	13/16/471	14/17/517	12/14/419	12/15/464
Sazakli Eleni	Asst.	15	19	627	43	27/34/445/558	481.3	43	627	31/42/511/670	479.0	20/28/1,555	L	15/17/453	19/26/1,117	14/15/389	16/22/983
Klavdianou Kalliopi	Asst.	15	16	481	41	27/34/445/558	493.7	41	481	38/52/543/731	521.2	15/16/481	H	13/16/393	13/16/393	1/0/3	1/0/3
Michalaki Marina	Asst.	14	19	743	65	30/40/467/594	450.6	65	743	29/38/493/635	441.6	20/34/2,483	H	11/12/497	19/24/1,667	2/0/10	6/6/268
Michail Georgios	Assoc.	14	18	613	63	30/40/467/594	461.5	63	613	33/44/516/679	477.2	15/24/783	H	11/12/377	12/15/461	0/0/0	0/0/0
Androutsopoulos Georgios	Assoc.	14	19	596	110	30/40/467/594	369.0	110	596	34/45/520/686	370.9	18/36/977	H	10/10/370	11/13/469	11/12/356	12/19/554
Tatani Eirini	Asst.	13	13	427	42	33/44/491/638	511.6	42	427	43/57/551/750	530.2	13/13/428	M	9/9/268	9/9/268	0/0/0	0/0/0
Paliogianni Foteini	Prof.	12	16	623	34	34/46/506/674	516.1	34	623	32/43/512/673	427.9	27/42/2,844	L	1/0/5	1/0/5	10/10/457	18/24/993
Gyftopoulos Konstantinos	Prof.	12	12	415	28	34/46/506/674	537.0	28	415	44/58/552/752	464.5	25/41/2,177	L			9/8/259	21/33/1,556
Panagiotopoulos Vasileios	Prof.	11	14	901	50	36/49/519/702	477.4	50	901	26/34/459/580	459.0	19/30/2,144	H	11/14/381	17/27/1,206	1/1/23	1/1/23
Denaxa Myrto	Asst.	11	12	797	19	36/49/519/702	524.8	19	797	28/37/480/613	519.9	16/19/2,043	H	11/11/730	15/18/1,773	9/8/609	13/13/1,563

Member	Grade	A: h	A: i10	A: cites	A: pubs	A: rank h d/u/a/all	A: comp.	B: P_i	B: C_i	B: rank C d/u/a/all	B: comp.	GS profile h/i10/cites	Conf.	OA 2012-25 h/i10/cites	OA life h/i10/cites	S2 2012-25 h/i10/cites	S2 life h/i10/cites
Papadoulas Spyridon	Asst.	11	11	564	98	36/49/519/702	412.3	98	564	35/47/526/698	406.6	17/22/1,480	H	1/1/23	1/1/23	2/1/22	2/1/23
Spyropoulou Despoina	Asst.	11	11	477	51	36/49/519/702	501.5	51	477	39/53/544/732	512.5	12/12/525	H	9/7/220	9/7/220	3/1/35	3/1/35
Leventopoulos Georgios	Asst.	10	10	540	41	40/54/542/745	524.2	41	540	36/48/529/705	525.4	13/14/841	H	9/9/458	10/10/489		
Terzi Eirini	Asst.	10	10	484	19	40/54/542/745	555.9	19	484	37/51/542/730	564.4	11/13/542	H	7/7/323	9/9/353	2/2/90	2/2/90
Leonidou Lydia	Asst.	10	13	462	37	40/54/542/745	537.8	37	462	41/55/547/738	535.8	14/18/967	L	0/0/0	0/0/0	8/7/248	9/9/313
Zotou Anastasia	Asst.	9	8	450	19	43/58/561/778	564.9	19	450	42/56/549/741	572.5	9/8/450	L	17/22/684	24/49/1,690	17/22/649	24/48/1,598
Goulioumis Anastasios	Asst.	8	7	181	18	44/59/573/799	585.9	18	181	46/63/594/845	586.2	10/11/298	H	6/4/83	8/7/128	2/0/9	2/0/9
Georgiou Sofia	Prof.	7	7	469	13	45/62/587/827	578.2	13	469	40/54/545/735	581.1	8/8/554	M	2/0/12	2/0/12	3/1/31	3/1/31
Lygeros Spyridon	Asst.	7	6	183	33	45/62/587/827	570.1	33	183	45/62/593/843	576.5	7/6/184	H	6/3/116	6/3/117		
Faropoulos Konstantinos	Asst.	7	6	141	23	45/62/587/827	589.4	23	141	49/68/605/867	592.4	8/8/222	H	6/4/106	8/7/169	4/1/37	4/1/37
Karkoulias Kyriakos	Assoc.	6	4	149	24	48/66/598/850	590.4	24	149	48/67/601/861	594.2	6/4/149	M	6/5/210	15/16/641	11/12/439	20/38/1,217
Stathopoulos Konstantinos	Prof.	6	6	133	32	48/66/598/850	580.8	32	133	50/69/608/872	580.2	8/8/189	M	9/8/323	9/9/388	1/0/3	1/0/3
Nika Konstantina	Asst.	5	3	161	7	50/69/603/868	606.3	7	161	47/65/600/858	581.9	14/16/4,980	H	5/2/130	14/15/3,767		

Medicine (UTh) - MED - 151 matched of 162 TRS

Member	Grade	A: h	A: i10	A: cites	A: pubs	A: rank h d/u/a/all	A: comp.	B: P_i	B: C_i	B: rank C d/u/a/all	B: comp.	GS profile h/i10/cites	Conf.	OA 2012-25 h/i10/cites	OA life h/i10/cites	S2 2012-25 h/i10/cites	S2 life h/i10/cites
Bogdanos Dimitrios	Prof.	62	236	13,423	421	1/1/16/18	24.0	421	13,423	3/3/42/47	26.7	77/314/20,372	H	50/205/9,301	66/283/15,049		
Gatselis Nikolaos	Prof.	46	104	8,285	239	2/2/51/55	66.6	239	8,285	7/8/74/82	77.1	51/131/9,938	H	38/88/6,035	43/113/7,162	40/91/5,905	44/116/6,975
Sakkas Lazaros	Prof.	43	90	5,476	181	3/5/57/64	87.4	181	5,476	10/12/114/128	94.6	53/137/9,432	H	36/81/3,735	43/125/6,435	0/0/0	1/0/2
Saloustros Emmanouil	Assoc.	42	83	11,085	181	4/6/61/69	69.9	181	11,085	4/4/54/59	83.6	46/96/11,891	H	25/39/3,044	29/54/3,769	0/0/0	0/0/0
Siokas Vasileios	Asst.	42	125	6,030	194	4/6/61/69	86.3	194	6,030	9/11/104/117	117.3	42/125/5,991	H	34/112/4,539	34/112/4,540		
Androudi Sofia	Prof.	40	68	58,701	147	6/8/73/82	13.7	147	58,701	1/1/5/6	13.5	56/110/61,817	H	37/61/47,451	49/100/50,006	9/9/856	9/9/856
Zachou Kalliopi	Prof.	40	77	4,703	173	6/8/73/82	107.2	173	4,703	11/13/138/159	101.1	54/120/8,526	H	33/58/2,937	43/97/5,558	0/0/0	0/0/0
Pantazopoulos Ioannis	Assoc.	39	87	20,349	169	8/10/81/90	53.4	169	20,349	2/2/27/30	59.3	42/104/21,688	H	21/47/1,462	23/60/2,155		
Makaritsis Konstantinos	Prof.	39	71	6,527	110	8/10/81/90	111.4	110	6,527	8/10/95/108	129.7	45/87/7,818	H	31/58/3,267	35/71/3,935	5/3/195	6/6/311
Giannoukas Athanasios	Prof.	36	114	8,850	304	10/12/100/114	69.9	304	8,850	6/7/65/73	57.5	57/192/15,439	H	29/92/5,074	41/134/7,655	26/63/4,284	42/118/7,584
Kotsakis Athanasios	Prof.	35	92	4,369	229	11/13/112/128	112.2	229	4,369	12/14/152/174	105.9	48/133/7,276	H	3/2/63	6/5/192	2/0/8	2/0/8
Zakynthinos Epameinondas	Prof.	34	70	4,125	128	12/14/119/135	155.1	128	4,125	13/15/160/182	153.9	45/112/6,991	H	7/7/294	13/14/610	1/0/2	1/0/2
Daponte Alexandros	Prof.	34	68	3,807	155	12/14/119/135	147.4	155	3,807	15/17/172/195	160.8	41/102/5,431	L	24/55/1,971	32/87/3,185	3/2/38	10/10/367
Rigopoulou Eirini	Prof.	34	55	3,788	113	12/14/119/135	163.3	113	3,788	16/18/174/197	122.7	52/114/8,753	H	29/43/1,953	44/100/5,136	30/55/2,610	46/115/5,620
Giamouzis Grigorios	Assoc.	34	64	3,511	137	12/14/119/135	159.3	137	3,511	18/20/186/210	170.3	42/90/6,733	H	27/51/2,422	33/77/4,802		
Dastiridou Anna	Asst.	32	50	10,515	104	16/18/145/166	106.5	104	10,515	5/5/57/63	117.6	34/55/10,981	H	25/39/2,999	25/43/3,164	1/1/19	2/1/23
Kouvelos Georgios	Assoc.	31	85	3,680	194	17/19/159/182	145.5	194	3,680	17/19/180/204	161.4	33/95/4,146	L	27/69/2,564	29/76/2,872	0/0/0	0/0/0
Speletas Matthaios	Prof.	31	58	2,940	138	17/19/159/182	187.7	138	2,940	20/23/219/251	186.3	40/93/5,107	H	27/47/1,870	32/80/3,258		
Dafopoulos Konstantinos	Prof.	31	50	2,820	98	17/19/159/182	213.6	98	2,820	22/25/232/269	218.2	39/82/4,416	H	24/39/1,808	32/63/2,834	0/0/0	2/2/139
Bargiota Alexandra	Prof.	29	52	4,044	165	20/22/182/212	165.4	165	4,044	14/16/166/188	181.4	31/57/4,335	H	25/46/2,369	25/49/2,498	2/0/10	2/0/10
Daniil Zoi	Prof.	28	82	3,186	231	21/23/198/229	141.1	231	3,186	19/22/206/232	135.1	39/120/6,341	L	7/5/178	9/9/275	0/0/0	1/1/16
Mouchtouri Varvara	Prof.	27	61	2,896	159	22/24/212/245	193.9	159	2,896	21/24/224/259	201.8	32/82/18,568	H	22/46/1,548	26/63/2,285	21/39/1,261	24/55/1,981
Dimas Konstantinos	Prof.	26	47	1,797	108	23/25/233/267	268.8	108	1,797	33/42/334/400	207.7	43/95/5,514	H	20/40/1,294	29/67/2,824	2/0/6	2/0/6
Matsagkas Miltiadis	Prof.	25	62	2,808	162	24/28/247/285	203.6	162	2,808	23/26/234/271	197.3	34/101/5,296	H	20/51/1,610	23/58/1,974	1/0/1	1/0/1
Simos Georgios	Prof.	25	34	2,461	39	24/28/247/285	304.5	39	2,461	25/28/259/301	128.5	56/94/9,256	L	0/0/0	0/0/0	1/1/34	1/1/34
Messini Christina	Asst.	25	39	2,373	75	24/28/247/285	285.0	75	2,373	26/29/267/312	294.3	30/52/3,192	H	22/32/1,614	25/43/2,125		
Tepetes Konstantinos	Prof.	24	54	2,296	123	27/31/271/318	252.9	123	2,296	27/31/271/317	230.3	35/96/4,190	H	16/28/859	26/63/2,016	0/0/0	4/2/108
Brotis Alexandros	Asst.	24	40	2,155	59	27/31/271/318	315.9	59	2,155	29/35/286/338	338.4	26/43/2,371	H	24/53/2,113	26/57/2,289	5/2/60	5/2/60
Christodoulou Nikolaos	Prof.	23	45	2,017	97	29/34/288/338	295.5	97	2,017	32/38/305/361	319.5	24/53/2,375	L	0/0/0	1/0/2	5/4/105	5/4/105
Diamantis Alexandros Tintaro	Asst.	22	37	2,748	80	30/35/304/356	289.5	80	2,748	24/27/239/276	313.3	22/38/2,770	H	12/13/411	13/16/446	13/18/758	14/19/780
Koinis Filippos	Asst.	22	37	2,183	98	30/35/304/356	292.1	98	2,183	28/34/283/334	316.4	22/37/2,185	H	19/28/1,632	19/28/1,633	1/0/1	1/0/1

Member	Grade	A: h	A: i10	A: cites	A: pubs	A: rank h d/u/a/all	A: comp.	B: P_i	B: C_i	B: rank C d/u/a/all	B: comp.	GS profile h/i10/cites	Conf.	OA 2012-25 h/i10/cites	OA life h/i10/cites	S2 2012-25 h/i10/cites	S2 life h/i10/cites
Karachalios Theofilos	Prof.	22	40	1,711	108	30/35/304/356	298.6	108	1,711	35/45/347/416	235.4	39/87/5,747	L	23/36/1,575	39/94/5,241	20/28/1,179	32/70/3,751
Symeonidis Dimitrios	Assoc.	21	35	2,082	88	33/39/317/377	310.4	88	2,082	31/37/297/351	325.3	24/44/2,402	H	12/17/484	14/24/615	0/0/0	0/0/0
Komnos Georgios	Asst.	21	31	1,532	75	33/39/317/377	346.5	75	1,532	37/49/361/442	380.3	21/31/1,540	L	15/19/618	15/19/618	0/0/0	0/0/0
Paterakis Konstantinos	Prof.	20	26	1,126	45	35/43/334/404	399.0	45	1,126	39/52/411/513	389.6	27/50/2,497	L	16/19/781	22/38/1,526	1/0/2	2/1/14
Mylonis Ilias	Assoc.	18	23	1,732	26	36/46/373/461	407.6	26	1,732	34/44/343/411	371.8	28/36/3,421	H	17/20/1,238	26/33/2,423	0/0/0	0/0/0
Bareka Metaxia	Asst.	18	24	1,689	65	36/46/373/461	373.4	65	1,689	36/47/349/420	393.1	20/27/1,862	H	11/12/292	13/14/358		
Skoulakis Charalampos	Prof.	18	27	1,028	55	36/46/373/461	411.5	55	1,028	40/54/429/539	375.1	28/67/2,623	H	14/23/773	23/54/1,717		
Panagiotidis Emmanouil	Asst.	17	22	1,141	64	39/51/394/487	403.5	64	1,141	38/50/409/510	428.8	18/23/1,235	H	15/20/957	16/21/1,044		
Trachana Varvara	Assoc.	17	24	755	46	39/51/394/487	448.2	46	755	48/64/491/630	458.6	21/36/1,242	H	16/24/604	19/34/968	15/21/519	19/30/907
Makris Dimosthenis	Prof.	16	17	2,086	21	41/54/418/523	400.4	21	2,086	30/36/296/350	362.6	27/29/3,514	L	5/2/76	5/2/80		
Ioannou Maria	Prof.	16	31	932	87	41/54/418/523	389.3	87	932	43/58/451/569	367.5	25/56/2,310	H	2/0/11	3/0/19	5/1/50	5/1/50
Spiliopoulos Kyriakos	Asst.	16	20	635	65	41/54/418/523	437.6	65	635	50/67/506/662	457.0	18/25/805	H	13/15/450	15/20/604		
Kazakos Evangelos	Asst.	15	17	710	62	44/58/445/558	451.5	62	710	49/66/496/641	474.4	15/19/744	H	17/20/2,039	17/22/2,062	0/0/0	0/0/0
Kapsoritakis Andreas	Prof.	14	22	1,023	76	45/59/467/594	414.4	76	1,023	41/55/431/541	325.6	32/58/3,684	H	12/17/625	28/52/2,487	3/0/17	4/2/67
Koutalos Antonios	Asst.	14	20	898	51	45/59/467/594	459.6	51	898	45/60/461/582	479.8	14/20/898	H	13/17/706	13/17/706	12/16/620	12/16/622
Karatzas Anastasios	Assoc.	14	16	513	46	45/59/467/594	489.2	46	513	55/72/534/714	478.5	20/30/1,229	H	12/13/373	17/26/868	6/6/169	10/10/372
Bonotis Konstantinos	Asst.	13	17	1,010	44	48/64/491/638	468.9	44	1,010	42/56/434/545	481.7	14/18/1,204	L	10/12/628	11/13/765	2/0/19	2/0/19
Chachami Georgia	Asst.	13	13	920	28	48/64/491/638	497.7	28	920	44/59/456/575	478.5	20/24/2,218	H	12/13/713	19/24/1,545	1/0/1	1/1/27
Sotiriou Sotirios	Assoc.	13	18	830	70	48/64/491/638	444.6	70	830	47/63/473/599	456.1	14/24/927	H	10/11/545	11/14/594	0/0/0	0/0/0
Samara Maria	Asst.	13	19	614	46	48/64/491/638	492.0	46	614	52/69/515/678	492.7	14/22/1,120	H	2/1/24	4/2/49	5/4/122	5/4/127
Mastrogianni Orthodoxia	Asst.	12	13	633	30	52/69/506/674	520.3	30	633	51/68/509/667	530.5	14/18/763	H	10/10/340	12/15/458		
Chatziioannou Ioannis	Prof.	12	12	498	24	52/69/506/674	537.9	24	498	56/73/539/726	555.7	12/12/506	M	10/11/321	10/11/327	0/0/0	0/0/0
Rountas Christos	Assoc.	11	15	881	40	54/72/519/702	496.5	40	881	46/62/465/590	488.3	17/26/1,965	H	9/8/207	11/14/853	2/0/13	2/0/13
Vasilaki Anna	Asst.	10	10	319	19	55/75/542/745	566.4	19	319	58/79/573/793	532.8	19/25/1,364	H	9/8/225	16/21/906	3/0/23	4/1/40
Papadimitriou Dimitrios	Assoc.	10	10	249	37	55/75/542/745	549.5	37	249	62/83/585/820	560.1	10/10/251	M	17/31/2,093	21/49/2,710	10/11/314	11/12/333
Liakouli Zoi	Asst.	9	8	268	23	57/78/561/778	572.5	23	268	59/80/580/809	580.3	9/8/269	H	7/6/188	7/6/189		
Ziogas Apostolos	Asst.	8	6	609	64	58/79/573/799	489.7	64	609	53/70/518/681	495.1	8/6/610	H	6/4/317	6/5/488	1/0/5	5/5/606
Tzortzis Vasileios	Assoc.	8	8	361	27	58/79/573/799	565.6	27	361	57/78/562/769	572.9	8/8/361	H	6/5/144	6/5/144	0/0/0	0/0/0
Perlepe Garyfallia – Eirini	Asst.	8	7	262	38	58/79/573/799	557.0	38	262	60/81/581/811	564.1	8/7/263	H	7/4/186	7/4/187	0/0/0	0/0/0
Kalala Fani	Asst.	8	6	254	47	58/79/573/799	536.3	47	254	61/82/584/816	531.2	12/13/694	H	7/3/181	10/10/512	7/4/166	11/13/556
Michoula Aspasia	Asst.	8	8	229	24	58/79/573/799	577.6	24	229	63/84/587/827	581.3	9/9/271	H	7/6/156	7/7/188	0/0/0	0/0/0
Manolakis Anastasios	Assoc.	8	7	207	33	58/79/573/799	564.4	33	207	64/85/589/834	567.9	9/9/326	L	13/17/667	21/31/1,251	3/0/21	3/0/21
Kokkali Stamatia	Asst.	7	7	550	23	64/86/587/827	562.4	23	550	54/71/527/701	561.5	9/9/909	H	7/6/414	9/8/687	8/8/400	9/9/643
Kepertis Chrysostomos	Asst.	7	3	179	33	64/86/587/827	570.7	33	179	65/87/595/847	573.5	8/8/292	L	3/1/79	7/5/158	1/0/6	1/0/6
Zacharouli Konstantina	Asst.	7	5	170	21	64/86/587/827	588.3	21	170	66/89/597/853	587.3	9/6/214	H	6/4/130	7/5/157	0/0/0	0/0/0
Androutsopoulou Vasiliki	Asst.	7	6	129	21	64/86/587/827	592.1	21	129	70/93/609/874	595.1	8/6/159	L	6/3/95	6/3/112	1/1/10	1/1/10
Bouzia Aikaterini	Asst.	5	4	145	13	68/93/603/868	604.0	13	145	68/91/603/863	606.6	5/5/261	H	2/1/87	2/1/87	0/0/0	1/1/96
Georgiadi Eleni	Asst.	5	4	138	10	68/93/603/868	606.6	10	138	69/92/606/868	600.1	9/9/345	M	7/5/166	8/8/284	6/5/150	10/10/298
Kotsi Paraskevi	Assoc.	5	4	112	29	68/93/603/868	587.8	29	112	71/96/611/881	576.0	11/12/1,236	H	5/5/111	11/13/932	7/6/114	7/6/115
Ioannidis Ioannis	Asst.	4	3	166	18	71/96/610/883	599.9	18	166	67/90/599/857	577.7	13/16/935	H	20/32/1,650	29/65/3,053	9/7/238	12/13/506

Medicine (UoC) - MED - 121 matched of 128 TRS

Member	Grade	A: h	A: i10	A: cites	A: pubs	A: rank h d/u/a/all	A: comp.	B: P_i	B: C_i	B: rank C d/u/a/all	B: comp.	GS profile h/i10/cites	Conf.	OA 2012-25 h/i10/cites	OA life h/i10/cites	S2 2012-25 h/i10/cites	S2 life h/i10/cites
Tavernarakis Nektarios	Prof.	59	152	45,559	282	1/1/22/24	19.7	282	45,559	1/1/11/13	16.3	90/247/65,795	H	50/112/15,907	66/163/25,919	6/5/137	8/7/239
Mavroudis Dimitrios	Prof.	58	162	20,283	387	2/2/24/26	27.9	387	20,283	3/3/28/31	20.1	95/338/38,315	H	30/59/3,635	46/103/7,030		
Tsiligianni Ioanna	Prof.	49	144	9,012	308	3/3/45/49	53.0	308	9,012	4/4/63/71	57.8	56/173/11,193	L	36/116/5,041	41/138/6,332	0/0/0	3/2/94

Member	Grade	A: h	A: i10	A: cites	A: pubs	A: rank h d/u/a/all	A: comp.	B: P_i	B: C_i	B: rank C d/u/a/all	B: comp.	GS profile h/i10/cites	Conf.	OA 2012-25 h/i10/cites	OA life h/i10/cites	S2 2012-25 h/i10/cites	S2 life h/i10/cites
Simos Panagiotis	Prof.	40	99	5,326	157	4/4/73/82	105.7	157	5,326	7/7/118/135	70.6	67/203/15,310	L	34/89/3,872	55/181/10,328	0/0/0	1/0/4
Filippatos Theodosios	Assoc.	37	72	4,872	112	5/5/93/105	133.1	112	4,872	8/8/131/152	106.5	55/129/9,341	H	32/68/3,610	48/125/6,673		
Tsatsanis Christos	Prof.	34	61	5,861	104	6/6/119/135	140.3	104	5,861	6/6/108/121	93.1	57/119/12,985	H	30/55/4,838	51/114/10,169	3/2/52	7/6/315
Karantanas Apostolos	Prof.	34	133	4,294	302	6/6/119/135	93.2	302	4,294	10/10/153/175	72.6	56/238/11,192	H	30/105/3,655	46/189/8,138	28/94/2,848	44/183/7,277
Chamilos Georgios	Prof.	33	52	22,143	76	8/8/130/150	59.4	76	22,143	2/2/25/28	45.4	63/109/33,082	M	27/38/4,063	47/79/11,164	27/38/9,963	49/78/17,057
Basta Maria	Prof.	32	59	4,194	171	9/9/145/166	149.1	171	4,194	11/11/158/180	150.5	41/75/7,481	H	28/50/3,162	38/65/5,554	7/4/120	7/4/120
Bouloukaki Izoldi-Aikaterini	Asst.	32	73	3,241	202	9/9/145/166	142.5	202	3,241	13/13/201/227	151.8	38/84/3,795	L	1/1/50	1/1/50		
Ioannou Petros	Asst.	30	77	3,150	198	11/11/170/195	152.3	198	3,150	14/14/208/234	171.1	30/78/3,185	H	0/0/0	1/0/2	29/61/4,620	70/231/22,148
Tosounidis Theodoros	Prof.	30	57	2,834	112	11/11/170/195	208.9	112	2,834	17/17/231/267	230.7	34/69/4,099	H	26/44/1,945	29/53/2,675	5/2/70	5/2/70
Vakonaki Eleni	Asst.	29	53	2,793	134	13/13/182/212	205.0	134	2,793	18/18/236/273	233.3	30/54/2,827	H	27/50/2,345	27/51/2,367	25/50/2,067	25/51/2,091
Kranioti Elena	Assoc.	28	74	2,887	152	14/14/198/229	194.0	152	2,887	15/15/226/261	206.5	32/89/4,211	H	23/58/1,766	26/72/2,742	22/60/1,773	25/73/2,689
Karmiris Konstantinos	Assoc.	27	46	8,428	140	15/15/212/245	123.1	140	8,428	5/5/70/78	115.1	40/69/11,289	H	0/0/0	0/0/0	2/1/40	2/1/40
Ioannou Christos	Prof.	27	68	2,380	194	15/15/212/245	173.6	194	2,380	22/22/264/308	179.9	32/91/3,887	H	0/0/0	0/0/0	9/8/298	9/9/331
Berdiaki Aikaterini	Asst.	27	41	2,065	57	15/15/212/245	289.9	57	2,065	27/27/300/354	295.4	34/54/2,938	H	25/36/1,611	31/48/2,240	24/38/1,548	30/51/2,203
Stylianou Konstantinos	Assoc.	26	48	2,871	163	18/18/233/267	197.2	163	2,871	16/16/228/263	199.5	32/64/3,745	L	18/39/1,537	25/51/2,222	2/0/11	2/0/12
Psaroulaki Anna	Prof.	26	55	2,144	94	18/18/233/267	269.8	94	2,144	24/24/287/340	226.6	40/107/4,533	H	23/42/1,492	34/90/3,321	22/39/1,365	32/86/3,125
Iliopoulos Ioannis	Prof.	25	36	2,533	66	20/20/247/285	285.7	66	2,533	20/20/253/294	295.0	30/48/4,649	H	23/39/1,584	27/49/3,092		
Kontopodis Nikolaos	Assoc.	25	60	2,142	179	20/20/247/285	198.0	179	2,142	25/25/288/341	215.0	25/60/2,157	H	23/52/1,631	23/52/1,638	22/52/1,585	22/52/1,590
Charalampopoulos Ioannis	Prof.	25	40	1,928	76	20/20/247/285	298.8	76	1,928	29/29/311/370	236.1	41/72/5,088	H	28/61/2,684	41/95/5,096	16/22/907	16/24/945
Kalpadaki Christina	Assoc.	24	34	1,794	138	23/23/271/318	254.2	138	1,794	33/33/335/401	249.9	31/54/2,779	H	21/33/1,372	26/50/2,059	4/2/40	4/2/48
Kritsotakis Evangelos	Assoc.	23	37	2,757	75	24/24/288/338	288.3	75	2,757	19/19/238/275	281.7	30/51/3,481	H	21/32/1,737	24/47/2,244	20/32/1,553	24/45/2,077
Baritaki Stavroula	Assoc.	23	29	1,851	63	24/24/288/338	333.7	63	1,851	31/31/323/387	213.3	45/84/6,121	H	21/26/1,432	35/73/4,128	0/0/0	4/4/133
Ilia Stavroula	Assoc.	23	36	1,671	110	24/24/288/338	289.1	110	1,671	35/35/352/423	316.8	23/37/1,711	H	19/34/1,061	19/35/1,089	0/0/0	0/0/0
Chlouverakis Grigoris	Prof.	22	45	2,258	108	27/27/304/356	277.7	108	2,258	23/23/275/323	198.8	43/101/7,734	H	8/8/217	10/10/367	7/5/138	10/10/503
Karakonstantis Stamatis	Asst.	22	30	2,122	68	27/27/304/356	323.0	68	2,122	26/26/290/344	353.0	22/30/2,123	H	20/29/1,796	20/29/1,802	19/31/1,566	19/31/1,572
Zaganas Ioannis	Assoc.	21	41	2,005	110	29/29/317/377	286.1	110	2,005	28/28/306/362	271.5	30/62/3,101	H	19/36/1,590	26/55/2,470	0/0/0	0/0/0
Vasarmidi Eirini	Asst.	21	35	1,919	117	29/29/317/377	279.9	117	1,919	30/30/313/373	301.6	21/35/1,933	H	18/28/1,468	18/28/1,468		
Pontikoglou Charalampos	Assoc.	21	31	1,821	116	29/29/317/377	284.6	116	1,821	32/32/327/391	284.0	27/48/2,936	H	18/29/1,441	27/48/2,363	10/10/271	10/10/271
Vergadi Eleni	Asst.	20	30	4,458	63	32/32/334/404	248.3	63	4,458	9/9/150/172	261.4	21/32/4,918	H	18/25/3,887	20/27/4,273	2/1/20	2/1/20
Galanakis Nikolaos	Asst.	18	27	949	70	33/33/373/461	398.4	70	949	38/38/444/560	431.6	18/27/949	H	15/25/773	15/25/774	3/3/89	4/4/100
Germanakis Ioannis	Prof.	16	18	1,497	45	34/34/418/523	414.8	45	1,497	36/36/364/448	408.8	22/30/2,169	H	15/17/1,241	20/27/1,669	0/0/0	0/0/0
Skalidis Emmanouil	Prof.	16	24	1,212	78	34/34/418/523	388.7	78	1,212	37/37/400/496	344.2	28/60/3,105	H	10/10/445	12/12/551	7/5/181	10/10/414
Pontikis Konstantinos	Asst.	15	16	1,770	36	36/36/445/558	422.9	36	1,770	34/34/339/406	439.4	16/18/1,896	H	12/14/1,219	13/16/1,296	2/2/179	19/29/1,128
Petrakis Ioannis	Asst.	14	17	927	70	37/37/467/594	432.2	70	927	39/39/454/573	442.5	16/21/1,170	L	16/26/1,026	24/53/2,113	3/2/56	3/2/56
Krasagakis Konstantinos	Prof.	13	19	647	79	38/38/491/638	435.4	79	647	41/41/501/656	249.0	42/75/4,181	H	10/11/419	34/67/2,865	1/0/6	3/1/87
Nyktari Vasileia	Assoc.	11	12	4,043	33	39/39/519/702	306.5	33	4,043	12/12/167/189	308.4	14/16/4,168	H	6/3/129	6/4/144		
Michelakis Dimosthenis	Asst.	11	12	2,435	38	39/39/519/702	390.0	38	2,435	21/21/260/302	398.4	11/12/2,452	H	7/6/287	7/6/290	3/0/14	3/1/30
Vorgia Pelagia	Assoc.	11	13	334	35	39/39/519/702	537.9	35	334	44/44/568/782	537.9	15/20/486	H	11/11/262	12/16/360	9/9/235	11/14/325
Vidaki Marina	Asst.	10	10	732	19	42/42/542/745	538.0	19	732	40/40/494/636	536.1	14/14/940	H	8/8/553	13/13/777		
Papakonstanti Evangelia	Assoc.	10	10	634	20	42/42/542/745	543.2	20	634	42/42/508/666	424.5	28/32/2,841	H	15/16/962	29/38/2,691	1/1/62	1/1/62
Chanoumidou Konstantina	Asst.	9	9	598	15	44/44/561/778	558.3	15	598	43/43/519/683	565.7	9/9/598	H	8/8/241	8/8/241		
Miliaraki Marianna	Asst.	9	9	281	28	44/44/561/778	564.8	28	281	45/45/578/803	572.4	9/9/285	H	8/8/218	8/8/219	1/1/24	1/1/24
Perdikogianni Chrysoula	Assoc.	7	5	143	15	46/46/587/827	597.2	15	143	46/46/604/866	566.1	16/18/608	H	0/0/0	2/2/40	4/2/41	11/12/300

Medicine (UoI) - MED - 142 matched of 153 TRS

Member	Grade	A: h	A: i10	A: cites	A: pubs	A: rank h d/u/a/all	A: comp.	B: P_i	B: C_i	B: rank C d/u/a/all	B: comp.	GS profile h/i10/cites	Conf.	OA 2012-25 h/i10/cites	OA life h/i10/cites	S2 2012-25 h/i10/cites	S2 life h/i10/cites
Antoniou Katerina	Prof.	61	158	18,144	413	1/1/18/20	24.7	413	18,144	1/1/32/37	24.7	68/183/26,001	H	18/29/1,072	31/60/3,409	6/5/242	6/5/244
Kostikas Konstantinos	Prof.	53	166	10,454	455	2/2/32/35	32.0	455	10,454	3/3/59/65	33.5	66/227/15,322	H	3/2/63	5/3/127	8/8/258	11/12/536
Michalis Lampros	Prof.	43	125	7,420	359	3/3/57/64	55.3	359	7,420	5/5/81/91	51.3	62/237/14,569	H	34/100/5,158	49/189/9,913	5/5/868	17/29/1,598
Voulgari Paraskevi	Prof.	42	154	7,384	415	4/4/61/69	45.7	415	7,384	6/6/82/92	24.9	86/373/29,188	H	31/103/4,091	49/166/8,695	0/0/0	1/0/1
Christodoulou Dimitrios	Prof.	42	107	6,356	245	4/4/61/69	77.3	245	6,356	7/7/98/111	86.7	50/153/8,591	H	31/77/3,907	38/114/5,347	3/0/20	3/0/20
Naka Katerina	Prof.	41	109	12,690	282	6/6/69/77	57.0	282	12,690	2/2/45/50	58.1	51/152/17,088	H	34/90/8,918	42/130/11,533	5/1/74	6/4/142
Markozannes Georgios	Asst.	37	80	7,623	108	7/7/93/105	108.6	108	7,623	4/4/77/86	134.5	37/80/7,638	H	34/70/5,933	34/70/5,942	2/2/61	2/2/61
Emfietzoglou Dimitris	Prof.	35	57	3,677	83	8/8/112/128	172.0	83	3,677	11/11/181/205	130.4	52/119/7,752	H	30/48/2,738	47/109/6,022	32/51/2,571	46/115/5,973
Kourkoumelis Nikolaos	Prof.	35	98	3,528	136	8/8/112/128	155.2	136	3,528	13/13/185/209	158.3	45/134/5,612	H	31/85/2,570	40/124/4,567	0/0/0	1/0/8
Alexiou Georgios	Assoc.	34	121	5,313	328	10/10/119/135	80.6	328	5,313	8/8/119/136	80.3	45/175/8,105	L	30/105/4,110	38/162/6,639	0/0/0	0/0/0
Argyropoulou Maria	Prof.	33	82	3,351	184	11/11/130/150	142.3	184	3,351	14/14/195/221	111.5	51/184/8,915	H	28/87/2,861	45/200/7,659	4/0/32	4/0/37
Gaitanis Georgios	Prof.	28	54	4,254	136	12/12/198/229	181.3	136	4,254	9/9/154/176	183.5	35/80/5,760	H	21/42/2,533	27/61/3,343	21/37/2,253	24/54/2,888
Batistatou Anna	Prof.	28	64	2,969	142	12/12/198/229	197.6	142	2,969	17/18/217/247	134.4	50/163/9,454	H	24/55/2,214	42/142/6,770	0/0/0	3/2/84
Barkas Fotios	Asst.	28	59	2,888	211	12/12/198/229	154.7	211	2,888	18/19/225/260	169.2	28/59/2,914	H	25/50/1,867	25/50/1,875	12/16/415	12/16/421
Lianos Georgios	Asst.	26	59	3,755	140	15/15/233/267	195.4	140	3,755	10/10/176/199	212.5	26/59/3,772	L	21/45/2,683	21/45/2,690	1/0/6	3/2/120
Papagiannaki Chrysanthi	Assoc.	25	52	3,008	109	16/16/247/285	235.4	109	3,008	15/16/213/242	252.7	27/61/3,666	L	22/42/2,045	23/51/2,511		
Floudas Achilleas	Asst.	25	27	2,199	74	16/16/247/285	291.0	74	2,199	21/22/280/331	329.4	25/27/2,207	H	23/27/1,852	23/27/1,855	0/0/0	2/2/125
Zachariou Athanasios	Assoc.	25	58	2,185	128	16/16/247/285	244.1	128	2,185	22/23/282/333	254.5	29/67/2,723	L	23/50/1,719	23/50/1,740	9/9/195	9/9/195
Kanavaros Panagiotis	Prof.	24	35	1,867	55	19/19/271/318	330.3	55	1,867	23/24/321/385	170.6	50/137/7,535	L	20/38/1,589	40/127/5,192	5/3/63	5/3/67
Gkiatas Ioannis	Asst.	23	45	1,743	89	20/20/288/338	313.5	89	1,743	24/25/342/409	346.3	23/45/1,752	L	19/37/1,300	19/37/1,306	2/0/13	2/0/13
Psychogios Georgios	Prof.	23	36	1,557	103	20/20/288/338	302.8	103	1,557	26/27/359/436	300.6	29/48/2,211	H	21/28/1,049	23/38/1,428	21/31/1,072	23/35/1,290
Kotsis Konstantinos	Assoc.	22	33	2,635	46	22/22/304/356	317.8	46	2,635	20/21/248/287	346.8	22/34/2,754	H	18/28/1,631	19/29/1,731		
Markopoulos Georgios	Asst.	22	49	1,593	109	22/22/304/356	297.3	109	1,593	25/26/357/431	320.3	23/52/1,758	H	4/2/69	4/2/69		
Tsamis Konstantinos	Assoc.	20	35	1,221	88	24/25/334/404	346.5	88	1,221	32/33/397/493	377.8	20/38/1,270	H	17/33/1,030	17/36/1,088	3/2/37	3/2/39
Tzimas Petros	Prof.	19	26	1,239	87	25/26/350/429	353.3	87	1,239	31/32/394/490	379.2	20/33/1,443	H	15/20/898	17/25/1,017	1/0/1	1/0/1
Bairaktari Eleni	Prof.	19	27	1,206	65	25/26/350/429	383.6	65	1,206	33/34/404/500	162.4	51/127/7,712	H	17/22/932	41/117/5,348	1/0/7	2/1/43
Samara Evangelia	Asst.	18	25	3,569	71	27/28/373/461	279.7	71	3,569	12/12/184/208	295.7	19/26/3,773	H	15/22/2,077	15/23/2,090	0/0/0	0/0/0
Markoula Sofia	Assoc.	18	31	1,345	82	27/28/373/461	364.8	82	1,345	29/30/383/474	348.8	26/50/2,440	H	14/26/867	21/40/1,619	15/22/812	21/40/1,849
Rizos Christos	Asst.	17	29	1,503	90	29/30/394/487	353.0	90	1,503	27/28/363/446	346.0	24/40/2,890	H	13/18/764	23/33/1,855	1/0/2	2/2/49
Kolettas Evangelos	Prof.	17	22	1,089	30	29/30/394/487	443.7	30	1,089	36/37/417/520	424.2	25/44/4,864	L	15/18/920	23/40/3,850	0/0/0	1/1/30
Bali Christina	Prof.	16	22	2,761	51	31/32/418/523	339.8	51	2,761	19/20/237/274	348.2	19/30/3,016	H	11/13/439	14/19/621	0/0/0	0/0/0
Ladomenou Fani	Asst.	15	20	1,170	44	32/33/445/558	444.1	44	1,170	35/36/408/508	453.9	18/24/1,869	L	12/15/558	15/19/1,016	12/14/458	13/18/911
Makis Alexandros	Prof.	15	20	1,067	64	32/33/445/558	423.8	64	1,067	37/38/420/526	390.6	25/43/2,099	H	13/17/776	19/31/1,204	0/0/0	1/0/4
Konstantinidis Athanasios	Assoc.	15	20	849	64	32/33/445/558	439.5	64	849	40/41/470/595	449.1	16/21/1,341	H	13/15/733	15/21/1,062	3/0/15	3/0/15
Skentou Charikleia	Asst.	15	20	691	45	32/33/445/558	472.3	45	691	44/45/497/645	477.5	19/25/1,227	H	9/9/264	9/9/264		
Petrikis Petros	Prof.	15	17	652	61	32/33/445/558	454.6	61	652	45/47/499/653	459.4	19/29/1,164	H	13/15/464	16/23/803	13/14/435	16/22/762
Spyridonos Panagiota	Assoc.	14	17	2,991	44	37/38/467/594	339.0	44	2,991	16/17/215/245	329.8	21/45/4,365	H	10/10/2,760	21/32/3,735	10/10/2,520	21/34/3,615
Bozidis Petros	Asst.	14	16	1,344	33	37/38/467/594	453.3	33	1,344	30/31/384/475	461.2	17/23/1,637	H	15/15/1,021	16/20/1,223	13/14/864	15/19/1,071
Magklara Angeliki	Prof.	14	15	986	29	37/38/467/594	481.7	29	986	38/39/439/553	348.4	34/42/4,044	H	14/16/896	32/43/3,306		
Chondrogiorgi Maria	Asst.	13	15	1,488	30	40/42/491/638	455.5	30	1,488	28/29/367/451	470.1	13/16/1,499	L	12/12/987	12/12/995	11/12/877	11/12/885
Christoforidis Savvas	Prof.	13	14	901	27	40/42/491/638	500.4	27	901	39/40/459/580	427.6	26/34/7,883	H	13/13/737	26/33/6,002		
Varvarousis Dimitrios	Asst.	13	14	794	55	40/42/491/638	469.2	55	794	42/43/481/615	484.8	13/15/854	H	16/20/883	16/20/883		
Peroulis Michail	Asst.	13	16	457	40	40/42/491/638	514.9	40	457	47/49/548/739	524.8	15/20/655	L	12/14/354	13/17/508	1/0/5	1/0/5
Pappas Periklis	Prof.	12	13	838	26	44/46/506/674	511.7	26	838	41/42/471/597	469.7	22/32/1,823	H	10/11/658	21/26/1,344	3/1/26	3/1/26
Charchanti Antonia	Prof.	11	11	1,179	32	45/47/519/702	481.4	32	1,179	34/35/407/504	427.6	24/33/3,007	H	10/11/810	20/29/1,988	11/12/791	19/30/1,996

Member	Grade	A: h	A: i10	A: cites	A: pubs	A: rank h d/u/a/all	A: comp.	B: P_i	B: C_i	B: rank C d/u/a/all	B: comp.	GS profile h/i10/cites	Conf.	OA 2012-25 h/i10/cites	OA life h/i10/cites	S2 2012-25 h/i10/cites	S2 life h/i10/cites
Kosmeri Chrysoula	Asst.	11	11	721	45	45/47/519/702	496.8	45	721	43/44/495/638	510.6	11/11/721	H	11/12/548	11/12/548		
Orfanidis Amvrosios	Asst.	11	12	405	26	45/47/519/702	546.2	26	405	49/52/555/758	562.9	11/12/406	H	10/10/301	10/10/304	10/11/268	10/12/331
Grypari Ioanna – Maria	Asst.	10	10	533	28	48/51/542/745	542.5	28	533	46/48/530/708	552.7	10/10/533	H			4/1/42	5/3/135
Mitselou Antigoni	Assoc.	10	11	432	29	48/51/542/745	548.3	29	432	48/50/550/746	498.9	21/39/1,252	L	5/5/192	10/10/269		
Kapsali Eleni	Prof.	10	11	374	50	48/51/542/745	516.1	50	374	50/53/559/764	517.3	13/18/632	H	8/8/227	13/16/495	0/0/0	2/1/24
Makrydimas Georgios	Prof.	8	8	249	12	51/54/573/799	588.9	12	249	52/55/585/820	507.4	23/36/1,932	H	18/26/1,303	34/85/4,535		
Nitsotolis Thomas	Asst.	7	4	335	16	52/55/587/827	583.7	16	335	51/54/567/781	586.7	8/5/348	H	6/5/281	6/5/287		
Vlachos Konstantinos	Prof.	5	2	61	15	53/56/603/868	605.9	15	61	53/58/614/899	607.6	7/6/430	M	41/122/5,928	41/131/6,268		
Barmpouti Alexandra	Asst.	3	2	35	16	54/59/613/898	609.2	16	35	54/59/617/909	610.2	3/2/35	M	3/0/15	3/0/15		
Tatsioni Athina	Prof.	1	0	8	3	55/60/619/912	619.0	3	8	55/60/619/913	431.7	30/37/4,718	H	19/36/1,258	35/76/4,666	18/35/1,054	33/77/4,868

Dentistry (AUTH) - DENT - 45 matched of 47 TRS

Member	Grade	A: h	A: i10	A: cites	A: pubs	A: rank h d/u/a/all	A: comp.	B: P_i	B: C_i	B: rank C d/u/a/all	B: comp.	GS profile h/i10/cites	Conf.	OA 2012-25 h/i10/cites	OA life h/i10/cites	S2 2012-25 h/i10/cites	S2 life h/i10/cites
Paraskevopoulos Konstantinos	Asst.	43	127	7,384	401	1/12/1/64	1.0	401	7,384	1/17/1/92	1.0	62/237/17,033	L	21/50/1,700	37/89/4,830	13/17/581	14/21/679
Bakopoulou Athina	Prof.	34	60	2,968	94	2/24/2/135	3.4	94	2,968	3/42/4/248	5.5	36/70/4,222	H	29/55/2,368	32/64/3,234		
Kontonasaki Eleana	Prof.	32	62	2,962	102	3/30/4/166	4.9	102	2,962	4/43/5/249	5.3	37/85/4,180	H	27/54/2,151	31/75/2,946	1/0/3	1/0/3
Papadopoulos A. Moschos	Prof.	25	39	3,018	94	4/49/8/285	5.1	94	3,018	2/39/3/241	4.2	43/87/7,056	H	21/31/2,084	37/72/4,457	0/0/0	2/0/12
Dionysopoulos Dimitrios	Assoc.	25	61	2,036	94	4/49/8/285	8.0	94	2,036	5/59/8/358	9.2	25/61/2,061	H	21/55/1,496	21/57/1,784	19/43/1,267	19/43/1,272
Sakellari Dimitra	Prof.	25	40	1,887	72	4/49/8/285	10.0	72	1,887	7/66/11/383	8.8	36/62/3,876	H	27/46/2,066	35/70/3,486	0/0/0	0/0/0
Andreadis Dimitrios	Assoc.	22	35	1,914	119	7/61/11/356	6.8	119	1,914	6/63/10/375	6.8	27/48/2,653	H	18/26/1,127	22/38/1,548	1/0/1	1/0/1
Tolidis Kosmas	Prof.	22	56	1,550	106	7/61/11/356	8.2	106	1,550	9/73/13/438	8.7	24/63/1,959	L	18/39/989	20/45/1,252	15/30/776	17/34/980
Tilaveridis Ioannis	Prof.	17	23	1,590	58	9/86/16/487	14.9	58	1,590	8/72/12/433	15.9	20/31/1,826	H	10/10/267	13/19/470		
Venetis Grigorios	Assoc.	14	14	1,335	33	10/103/22/594	22.1	33	1,335	10/82/17/477	22.1	18/19/1,547	H	0/0/0	0/0/0		
Naka Olga	Assoc.	14	15	987	39	10/103/22/594	22.8	39	987	11/95/21/551	26.2	14/17/1,079	H	10/12/485	12/16/731	0/0/0	0/0/0
Theocharidou Anna	Assoc.	14	16	549	31	10/103/22/594	28.3	31	549	15/122/33/702	31.5	16/19/982	H	12/14/425	13/16/480		
Kalfas Sotirios	Prof.	13	15	749	39	13/113/29/638	27.6	39	749	12/110/28/634	16.2	30/58/2,557	H	11/11/487	28/56/2,263	10/11/439	23/48/1,859
Poulopoulos Athanasios K.	Prof.	13	14	690	100	13/113/29/638	14.2	100	690	13/111/29/647	13.2	20/34/1,874	H	9/9/428	16/25/1,095		
Mourouzis Petros	Asst.	13	19	598	40	13/113/29/638	27.4	40	598	14/118/30/683	29.0	14/20/651	H	10/12/319	10/12/319	0/0/0	0/0/0
Davidopoulou Sotiria	Asst.	11	12	508	31	16/121/35/702	34.0	31	508	16/124/34/718	35.9	11/12/513	L	10/10/326	10/10/326	9/9/319	9/9/319
Kodonas Konstantinos	Asst.	11	11	452	22	16/121/35/702	37.9	22	452	17/127/36/740	37.9	14/17/1,229	L	8/7/276	11/12/752	8/7/271	10/10/660
Kolokytha Olga-Elpis	Prof.	11	14	410	28	16/121/35/702	36.6	28	410	18/129/38/754	30.4	18/26/1,195	L	6/2/81	6/3/122	5/1/61	5/2/99
Lillis Theodoros	Asst.	10	11	274	36	19/132/38/745	35.9	36	274	22/143/44/807	38.2	10/12/466	H	8/8/198	9/9/334	0/0/0	4/4/101
Doufexi Aikaterini-Elisavet	Asst.	9	9	328	26	20/137/42/778	41.0	26	328	19/136/40/788	41.0	11/12/696	H	0/0/0	0/0/0	19/49/1,628	33/112/4,698
Mikrogeorgis Georgios	Assoc.	9	9	278	18	20/137/42/778	44.5	18	278	21/142/43/805	36.5	17/19/734	H	6/6/138	13/16/420	8/7/161	13/17/440
Fardi Anastasia	Asst.	8	8	311	15	22/142/46/799	46.2	15	311	20/141/41/798	44.7	11/11/972	H	7/6/243	9/9/649	2/1/25	8/7/263
Chatzigianni Athina	Asst.	8	7	263	22	22/142/46/799	45.0	22	263	23/145/45/810	43.6	11/11/653	H	7/6/188	10/11/441		
Kamalakidis Savvas	Asst.	7	5	182	20	24/148/49/827	48.6	20	182	24/150/50/844	49.6	7/6/234	H	5/3/97	5/4/126	5/3/96	5/4/128
Batas Leonidas	Asst.	7	7	137	18	24/148/49/827	50.3	18	137	26/154/53/870	50.9	8/8/174	H	6/4/99	7/5/124	6/4/96	7/5/123
Delantoni Antigoni	Assoc.	6	1	159	47	26/151/51/850	33.6	47	159	25/152/51/859	33.8	7/4/253	L	4/0/44	4/1/74		

Dentistry (NKUA) - DENT - 62 matched of 66 TRS

Member	Grade	A: h	A: i10	A: cites	A: pubs	A: rank h d/u/a/all	A: comp.	B: P_i	B: C_i	B: rank C d/u/a/all	B: comp.	GS profile h/i10/cites	Conf.	OA 2012-25 h/i10/cites	OA life h/i10/cites	S2 2012-25 h/i10/cites	S2 life h/i10/cites
Zinelis Spyros	Prof.	33	71	3,859	135	1/70/3/150	2.2	135	3,859	1/97/2/194	2.2	50/121/7,827	H	29/66/2,769	39/115/5,137	0/0/0	1/1/149
Polychronopoulou Argyro	Prof.	30	48	2,871	63	2/95/5/195	7.0	63	2,871	2/124/6/263	4.1	54/101/7,949	L	1/1/12	4/4/166	26/47/1,929	45/99/5,255
Kanavakis Georgios	Asst.	28	45	1,938	66	3/113/6/229	8.6	66	1,938	4/160/9/369	10.6	28/46/2,004	H	23/40/1,215	23/40/1,217	0/0/0	1/1/43
Perisanidis Christos	Prof.	27	46	2,710	91	4/121/7/245	8.0	91	2,710	3/130/7/280	9.2	27/48/2,763	H	22/38/1,845	23/42/2,039	2/1/20	2/1/20
Sifakakis Iosif	Assoc.	21	34	1,308	69	5/167/13/377	14.3	69	1,308	8/200/18/484	14.3	25/45/1,893	H	15/27/783	20/38/1,150	15/25/783	19/35/1,111
Tosios Konstantinos	Assoc.	19	37	1,358	120	6/183/14/429	6.4	120	1,358	7/198/16/471	5.8	34/77/2,931	L	18/33/1,046	29/68/2,176		
Angelopoulos Christos	Prof.	18	25	1,087	63	7/196/15/461	16.5	63	1,087	9/214/19/522	17.2	23/37/3,059	M	12/17/570	17/31/1,811	3/1/27	3/1/28
Tzanetakis Georgios	Assoc.	17	23	1,387	36	8/200/16/487	18.3	36	1,387	6/195/15/466	17.9	24/34/2,286	H	20/36/1,650	39/107/8,992	20/44/1,725	45/133/10,890
Antoniadou Maria	Assoc.	17	21	1,082	41	8/200/16/487	19.2	41	1,082	10/215/20/523	22.7	17/22/1,183	H	26/56/2,464	28/66/3,250	2/0/7	2/1/200

Member	Grade	A: h	A: i10	A: cites	A: pubs	A: rank h d/u/a/all	A: comp.	B: P_i	B: C_i	B: rank C d/u/a/all	B: comp.	GS profile h/i10/cites	Conf.	OA 2012-25 h/i10/cites	OA life h/i10/cites	S2 2012-25 h/i10/cites	S2 life h/i10/cites
Dereka Xanthippi	Assoc.	16	18	987	28	10/215/19/523	23.6	28	987	11/225/21/551	22.5	23/31/1,786	L	13/14/558	20/28/1,245	0/0/0	0/0/0
Seremidi Kyriaki	Asst.	16	23	824	43	10/215/19/523	21.7	43	824	14/241/25/601	25.0	16/24/855	H	12/15/460	13/17/529	11/14/445	12/15/462
Georgaki Maria	Asst.	15	24	767	66	12/228/21/558	19.2	66	767	16/250/27/625	21.3	15/23/769	H	13/15/541	13/15/542	8/7/4,222	8/7/4,226
Mavridou Athina-Maria	Asst.	14	15	1,427	21	13/241/22/594	21.6	21	1,427	5/192/14/463	24.6	14/17/1,461	H	0/0/0	2/2/65	16/18/1,054	23/34/1,697
Kourtis Stefanos	Assoc.	14	18	905	46	13/241/22/594	22.0	46	905	12/234/23/579	22.0	18/28/1,658	H	10/10/381	14/19/793	0/0/0	6/4/126
Agrafioti Anastasia	Asst.	14	14	894	19	13/241/22/594	27.8	19	894	13/235/24/585	31.7	15/16/990	H	11/13/600	11/15/636	10/12/541	12/14/581
Mitsea Anastasia	Asst.	14	18	581	40	13/241/22/594	25.3	40	581	18/262/32/692	25.3	18/27/1,587	H	11/14/299	14/22/1,016	11/13/339	14/19/876
Vardas Emmanouil	Assoc.	13	20	782	37	17/253/29/638	27.6	37	782	15/249/26/621	28.2	15/25/1,017	H	11/14/788	22/29/1,722	5/2/77	5/2/77
Kouri Maria	Asst.	13	16	597	35	17/253/29/638	30.3	35	597	17/261/31/685	33.5	13/16/597	H	11/12/506	12/13/551	11/12/1,220	25/38/5,298
Piperi Evangelia	Assoc.	12	16	475	57	19/260/34/674	27.1	57	475	19/271/35/733	26.4	15/20/633	L	12/12/360	14/16/470		
Agouropoulos Andreas	Asst.	10	12	422	24	20/271/38/745	39.2	24	422	20/273/37/751	41.9	10/12/422	H	9/9/262	9/9/262	8/7/245	8/7/245
Artopoulou Ioli	Assoc.	10	10	281	26	20/271/38/745	40.3	26	281	22/284/42/803	39.1	14/17/723	H	8/6/172	9/8/219		
Kalfarentzos Evangelos	Asst.	10	10	222	29	20/271/38/745	39.6	29	222	25/289/48/829	40.7	12/13/335	H	3/2/61	3/2/61	0/0/0	0/0/0
Diamantopoulou Sofia	Asst.	9	9	334	15	23/280/42/778	43.9	15	334	21/280/39/782	45.6	10/10/573	H	12/14/1,159	21/29/2,545	12/14/628	20/27/2,039
Petropoulou Aikaterini	Asst.	9	7	252	29	23/280/42/778	40.5	29	252	23/287/46/818	42.7	9/8/307	H	9/9/235	10/10/276	0/0/0	0/0/0
Damaskos Spyridon	Asst.	8	8	246	18	25/286/46/799	47.3	18	246	24/288/47/823	45.8	11/11/374	L	3/1/47	3/1/47	0/0/0	0/0/0
Gkavela Grigoria	Asst.	6	3	92	8	26/290/51/850	55.5	8	92	31/296/57/889	57.0	6/3/92	H	3/0/24	3/0/24	2/2/30	2/2/30
Fanourakis Galinos	Asst.	6	3	87	12	26/290/51/850	55.2	12	87	32/297/58/891	41.0	17/21/3,352	H	4/2/54	15/19/2,489	25/48/3,260	35/84/5,586
Kerezoudis Nikolaos	Prof.	5	4	217	17	28/292/54/868	51.6	17	217	26/290/49/831	32.5	21/26/1,460	H	4/3/124	17/21/783	1/0/1	3/3/164
Vasilopoulos Spyridon	Asst.	5	3	145	10	28/292/54/868	54.6	10	145	27/291/52/863	55.5	5/3/149	M	4/2/118	4/2/120		
Kolomvos Nikolaos	Asst.	5	3	108	28	28/292/54/868	47.1	28	108	29/294/55/882	47.3	6/5/186	H	4/3/75	6/4/138		
Psarras Vasileios	Assoc.	5	4	96	27	28/292/54/868	48.9	27	96	30/295/56/888	48.3	7/7/178	H	2/0/13	2/0/13	3/2/42	3/2/42
Chatzipetros Emmanouil	Asst.	4	4	137	13	32/297/58/883	55.3	13	137	28/292/53/870	55.6	4/4/137	H	4/4/102	4/4/102		
Villias Aristeidis	Asst.	3	2	56	5	33/299/59/898	59.3	5	56	33/299/59/902	59.7	3/2/56	H	2/2/47	2/2/47	2/2/39	2/2/39
Giannakopoulos Nikolaos-Nikitas	Prof.	3	2	48	13	33/299/59/898	57.9	13	48	34/300/60/904	58.2	3/2/48	H	2/2/41	2/2/42	0/0/0	0/0/0
Masouras Konstantinos	Asst.	1	1	29	1	35/304/61/912	61.0	1	29	35/303/61/910	59.6	5/5/570	H	3/2/43	7/7/440	0/0/0	1/0/2

Pharmacy (AUTH) - PHARM - 17 matched of 19 TRS

Member	Grade	A: h	A: i10	A: cites	A: pubs	A: rank h d/u/a/all	A: comp.	B: P_i	B: C_i	B: rank C d/u/a/all	B: comp.	GS profile h/i10/cites	Conf.	OA 2012-25 h/i10/cites	OA life h/i10/cites	S2 2012-25 h/i10/cites	S2 life h/i10/cites
Fatouros Dimitrios	Prof.	45	125	6,648	189	1/10/1/57	1.0	189	6,648	1/20/1/105	1.3	53/161/9,025	L	40/108/5,138	46/136/6,725	4/0/23	6/5/354
Barmpalexis Panagiotis	Assoc.	32	68	2,611	113	2/30/5/166	6.4	113	2,611	5/49/10/288	8.6	34/73/3,049	H	28/60/2,064	30/66/2,398	2/2/122	2/2/122
Vizirianakis Ioannis	Prof.	31	71	2,992	147	3/33/6/182	4.5	147	2,992	3/40/6/244	5.1	35/97/4,350	H	28/64/2,472	30/87/3,432	2/0/12	3/0/15
Karavasili Christina	Asst.	31	50	2,939	67	3/33/6/182	7.9	67	2,939	4/44/7/252	10.7	31/51/2,952	L	28/48/2,463	28/48/2,471	26/46/2,076	26/46/2,083
Kachrimanis Kyriakos	Prof.	30	47	3,489	60	5/36/8/195	7.7	60	3,489	2/35/5/213	7.9	39/69/4,972	H	29/44/2,774	35/66/3,837	27/43/2,499	34/64/3,570
Lazari Diamanto	Prof.	25	58	2,129	112	6/49/11/285	9.2	112	2,129	6/57/11/342	9.0	37/92/4,681	H	22/47/1,558	31/76/3,216	1/1/17	3/3/47
Pampalakis Georgios	Assoc.	20	35	1,169	73	7/68/15/404	14.1	73	1,169	7/89/16/509	13.8	32/60/3,937	L	18/33/951	30/56/2,942	1/0/1	1/1/130
Xanthopoulos Konstantinos	Assoc.	14	16	797	51	8/103/22/594	20.8	51	797	8/106/23/613	21.8	16/19/905	H	15/21/865	16/25/973	0/0/0	0/0/0
Tsiftsoglou Olga	Asst.	12	14	330	28	9/118/26/674	26.9	28	330	9/135/29/787	27.9	12/14/330	H	10/11/250	10/11/250	10/12/238	10/12/238

Pharmacy (NKUA) - PHARM - 29 matched of 36 TRS

Member	Grade	A: h	A: i10	A: cites	A: pubs	A: rank h d/u/a/all	A: comp.	B: P_i	B: C_i	B: rank C d/u/a/all	B: comp.	GS profile h/i10/cites	Conf.	OA 2012-25 h/i10/cites	OA life h/i10/cites	S2 2012-25 h/i10/cites	S2 life h/i10/cites
Christos Reppas	Prof.	36	74	5,426	106	1/54/3/114	3.8	106	5,426	1/64/3/131	3.1	59/145/17,194	H	0/0/0	0/0/0	0/0/0	0/0/0
Maria Vertzoni	Assoc.	34	75	4,994	114	2/66/4/135	4.3	114	4,994	2/72/4/149	4.9	45/106/8,525	H	0/0/0	0/0/0		
Ioanna Chinou	Prof.	30	68	2,933	172	3/95/8/195	4.0	172	2,933	3/122/8/253	1.8	64/162/14,401	H	0/0/0	0/0/0		
Georgia Valsami	Prof.	28	66	2,829	105	4/113/10/229	9.3	105	2,829	4/127/9/268	9.8	34/93/4,153	H	24/59/2,179	29/84/3,130		
Stefanos Kikionis	Asst.	22	28	1,256	45	5/161/13/356	15.1	45	1,256	6/203/14/489	17.2	22/30/1,297	H	20/25/1,082	20/27/1,122		
Eleni Skaltsa	Prof.	22	35	1,174	68	5/161/13/356	13.6	68	1,174	7/208/15/505	6.3	52/130/8,138	H	1/1/30	3/3/117	2/1/97	2/1/98
Dimitrios Rekkas	Prof.	17	23	1,534	35	7/200/16/487	15.8	35	1,534	5/185/12/441	15.8	26/38/2,347	H	18/26/1,364	23/42/2,029		
Michail Rallis	Assoc.	17	25	784	80	7/200/16/487	15.4	80	784	13/248/24/620	16.4	20/34/1,146	H	1/0/1	1/0/1	0/0/0	0/0/0
Christos Liolios	Asst.	16	17	695	45	9/215/18/523	20.6	45	695	14/256/25/644	21.8	19/22/1,604	M	13/16/535	16/21/1,161		
Ioannis Kostakis	Prof.	15	21	1,104	57	10/228/19/558	17.2	57	1,104	8/212/17/518	17.0	25/36/1,695	H	13/15/531	21/29/982	3/2/36	3/2/36
Panagiotis Marakos	Prof.	15	24	938	54	10/228/19/558	18.0	54	938	9/228/18/564	17.3	26/57/2,445	H	13/19/783	21/45/1,803		
Nikolaos Lougiakis	Assoc.	15	22	885	47	10/228/19/558	19.3	47	885	11/236/20/588	21.3	16/25/966	H	13/19/759	14/22/815	0/0/0	0/0/0
Olga Tzakou	Prof.	14	18	929	29	13/241/22/594	21.7	29	929	10/231/19/572	10.3	49/122/7,061	H	10/10/581	39/104/4,531	1/0/9	1/0/9
Ioannis Papanastasiou	Assoc.	14	19	623	44	13/241/22/594	23.2	44	623	15/259/26/673	22.8	19/28/1,124	H	2/0/7	2/0/10	0/0/0	0/0/0

Member	Grade	A: h	A: i10	A: cites	A: pubs	A: rank h d/u/a/all	A: comp.	B: P_i	B: C_i	B: rank C d/u/a/all	B: comp.	GS profile h/i10/cites	Conf.	OA 2012-25 h/i10/cites	OA life h/i10/cites	S2 2012-25 h/i10/cites	S2 life h/i10/cites
Antonia Katsouda	Asst.	13	16	846	30	15/253/25/638	23.2	30	846	12/239/21/596	24.0	13/16/846	H	12/15/635	12/15/635	1/1/22	1/1/22
Paraskevas Dallas	Assoc.	9	9	340	18	16/280/29/778	28.7	18	340	16/279/28/779	27.2	18/23/1,061	H	0/0/0	1/0/2		
Ioannis Loukas	Prof.	1	0	1	2	17/304/31/912	31.0	2	1	17/305/31/915	31.0	2/0/5	H				

Pharmacy (UPatras) - PHARM - 17 matched of 25 TRS

Member	Grade	A: h	A: i10	A: cites	A: pubs	A: rank h d/u/a/all	A: comp.	B: P_i	B: C_i	B: rank C d/u/a/all	B: comp.	GS profile h/i10/cites	Conf.	OA 2012-25 h/i10/cites	OA life h/i10/cites	S2 2012-25 h/i10/cites	S2 life h/i10/cites
Poulas Konstantinos	Assoc.	41	77	5,664	142	1/4/2/77	2.4	142	5,664	1/6/2/126	3.4	43/106/7,142	H	36/72/4,450	39/96/5,525	1/1/18	3/3/87
Papadimitriou Evangelia	Prof.	23	41	1,501	82	2/18/12/338	11.5	82	1,501	2/22/13/447	9.9	42/92/4,600	H	19/35/1,175	41/103/4,486		
Orkoula Malvina	Assoc.	12	12	824	27	3/46/26/674	24.8	27	824	3/36/22/601	23.1	19/24/1,349	H	14/14/732	18/25/1,134	13/14/663	18/24/1,052
Skouras Athanasios	Assoc.	10	11	513	21	4/54/28/745	27.7	21	513	4/50/27/714	28.0	12/13/610	H	9/9/447	11/13/594	0/0/0	2/1/17
Nikolaropoulos Sotirios	Prof.	7	6	175	15	5/62/30/827	30.0	15	175	5/64/30/851	26.2	19/37/1,018	H	2/1/25	4/2/43	2/1/26	9/9/551

Nursing (HMU) - NURS - 8 matched of 13 TRS

Member	Grade	A: h	A: i10	A: cites	A: pubs	A: rank h d/u/a/all	A: comp.	B: P_i	B: C_i	B: rank C d/u/a/all	B: comp.	GS profile h/i10/cites	Conf.	OA 2012-25 h/i10/cites	OA life h/i10/cites	S2 2012-25 h/i10/cites	S2 life h/i10/cites
Patelarou Athina	Prof.	25	42	3,023	111	1/2/7/285	9.7	111	3,023	1/2/9/239	12.6	25/42/3,023	H	19/37/2,033	19/37/2,037	1/0/2	1/0/2
Konstantinidis Theocharis	Prof.	14	18	823	65	2/3/37/594	36.8	65	823	2/3/34/604	38.6	14/18/825	H	11/11/497	11/11/499	0/0/0	0/0/0
Argyriadis Alexandros	Prof.	13	16	805	123	3/4/40/638	25.8	123	805	3/4/35/609	27.2	13/16/818	H	10/10/450	10/10/453	2/1/21	2/1/21
Rikos Nikos	Prof.	11	14	356	54	4/5/51/702	53.0	54	356	4/5/62/772	56.5	11/14/370	H	6/3/123	6/3/125	4/1/34	4/1/35

Nursing (IHU) - NURS - 14 matched of 20 TRS

Member	Grade	A: h	A: i10	A: cites	A: pubs	A: rank h d/u/a/all	A: comp.	B: P_i	B: C_i	B: rank C d/u/a/all	B: comp.	GS profile h/i10/cites	Conf.	OA 2012-25 h/i10/cites	OA life h/i10/cites	S2 2012-25 h/i10/cites	S2 life h/i10/cites
Theofanidis Dimitrios	Prof.	17	26	6,657	111	1/7/24/487	8.6	111	6,657	1/3/4/104	8.6	19/36/6,996	L	8/7/510	11/12/606	1/0/5	1/0/6
Kazakos Kyriakos	Prof.	10	11	356	36	2/10/58/745	60.0	36	356	2/10/62/772	57.7	13/15/795	H	8/8/216	13/13/656		
Michou Vasiliki	Assoc.	9	9	283	34	3/11/64/778	65.0	34	283	3/11/67/801	66.9	9/9/300	H	10/10/229	12/14/381		
Minasidou Evgenia	Prof.	7	7	232	38	4/13/71/827	66.5	38	232	4/14/71/826	65.3	10/10/365	H			4/2/51	4/3/116
Moschos Ioannis	Assoc.	6	5	216	15	5/15/74/850	74.6	15	216	5/15/73/832	75.9	6/5/221	M	11/12/422	12/15/553	2/0/13	2/0/13

Nursing (NKUA) - NURS - 27 matched of 32 TRS

Member	Grade	A: h	A: i10	A: cites	A: pubs	A: rank h d/u/a/all	A: comp.	B: P_i	B: C_i	B: rank C d/u/a/all	B: comp.	GS profile h/i10/cites	Conf.	OA 2012-25 h/i10/cites	OA life h/i10/cites	S2 2012-25 h/i10/cites	S2 life h/i10/cites
Galanis Petros	Assoc.	52	168	10,769	504	1/27/1/40	1.0	504	10,769	1/32/1/61	1.0	58/190/12,311	H	40/112/5,873	44/131/6,679	1/0/1	1/0/1
Kalokairinou Athina	Prof.	23	40	1,928	140	2/155/12/338	12.9	140	1,928	2/161/17/370	11.5	28/55/4,215	L	10/10/451	10/12/522	11/12/411	12/14/481
Pavlopoulou Ioanna	Prof.	21	37	1,517	68	3/167/16/377	22.9	68	1,517	5/186/24/443	22.9	24/47/2,064	L	19/31/1,063	21/40/1,428	2/2/44	4/4/88
Stamatakis Antonios	Prof.	19	30	1,015	46	4/183/21/429	29.8	46	1,015	7/223/29/544	15.3	29/58/2,224	H	16/31/805	24/58/1,731	48/102/58,171	69/174/96,436
Mangoulia Polyxeni	Asst.	17	26	1,065	69	5/200/24/487	28.3	69	1,065	6/217/28/527	29.2	18/28/1,122	H	13/20/593	13/21/616	11/15/448	11/15/449
Karakike Eleni	Asst.	16	16	1,800	34	6/215/28/523	28.9	34	1,800	3/170/19/396	30.4	17/18/1,913	H	16/17/1,647	16/17/1,660	3/2/73	3/2/73
Katsaragakis Stylianos	Assoc.	16	17	1,571	60	6/215/28/523	28.7	60	1,571	4/182/22/434	28.0	18/21/1,857	H	16/18/1,338	26/38/2,573		
Kydonaki Kalliopi	Asst.	15	19	824	36	8/228/30/558	37.4	36	824	8/241/33/601	40.1	16/21/992	H	12/15/475	13/17/600	11/13/403	13/15/523
Malamateniou Flora	Prof.	13	18	712	76	9/253/40/638	36.6	76	712	10/254/39/640	31.5	18/36/1,372	H	9/9/317	14/21/763	10/11/390	13/23/785
Stergiannis Pantelis	Asst.	12	16	434	71	10/260/46/674	43.3	71	434	12/272/55/745	45.8	12/16/438	H	8/8/247	8/8/250	8/7/210	8/7/212
Alevizopoulos Georgios	Prof.	11	12	696	40	11/268/51/702	48.5	40	696	11/255/40/643	41.4	17/29/1,244	H	5/3/111	5/3/111	6/4/313	8/7/360
Petsios Konstantinos	Asst.	10	10	800	80	12/271/58/745	38.7	80	800	9/245/37/611	35.9	14/19/1,450	H	7/7/480	14/16/868		
Paschali Antonia	Prof.	10	10	255	28	12/271/58/745	64.6	28	255	15/286/69/814	63.8	12/13/400	H	7/5/133	8/7/215	6/3/108	7/5/192
Katharaki Maria	Asst.	8	7	278	23	14/286/66/799	68.6	23	278	14/285/68/805	67.1	11/12/728	H	5/2/92	8/6/306	6/6/129	9/9/334
Pesiridis Theodoros	Asst.	7	7	334	24	15/288/71/827	68.5	24	334	13/280/64/782	69.1	7/7/337	H	5/5/189	5/5/189	5/3/166	5/3/166

Nursing (UNIWA) - NURS - 35 matched of 35 TRS

Member	Grade	A: h	A: i10	A: cites	A: pubs	A: rank h d/u/a/all	A: comp.	B: P_i	B: C_i	B: rank C d/u/a/all	B: comp.	GS profile h/i10/cites	Conf.	OA 2012-25 h/i10/cites	OA life h/i10/cites	S2 2012-25 h/i10/cites	S2 life h/i10/cites
Koutelekos Ioannis Anaplirotis	Assoc.	25	43	2,394	253	1/4/7/285	6.2	253	2,394	2/6/11/306	7.1	26/52/2,623	L	3/3/81	3/3/81	3/1/46	3/1/46
Gerogianni Georgia Anaplirotria	Assoc.	25	39	2,213	93	1/4/7/285	12.0	93	2,213	4/9/15/328	15.2	27/44/2,487	H	18/31/1,303	20/33/1,382	5/3/125	5/4/196
Vasilopoulos Georgios Kathigitis	Prof.	24	31	2,047	142	3/6/10/318	11.4	142	2,047	5/11/16/356	12.8	25/33/2,142	H	19/27/1,191	20/29/1,257		
Stavropoulou Areti Anaplirotria	Assoc.	22	41	2,738	99	4/8/13/356	13.6	99	2,738	1/5/10/277	15.1	22/44/2,862	H	15/20/1,516	15/20/1,529	18/26/1,618	21/34/1,857
Gkovina Ourania Kathigitria	Prof.	22	35	1,609	113	4/8/13/356	16.4	113	1,609	7/14/21/426	18.2	23/37/1,725	H	1/0/9	1/0/9	1/1/14	1/1/14

Member	Grade	A: h	A: i10	A: cites	A: pubs	A: rank h d/u/a/all	A: comp.	B: P_i	B: C_i	B: rank C d/u/a/all	B: comp.	GS profile h/i10/cites	Conf.	OA 2012-25 h/i10/cites	OA life h/i10/cites	S2 2012-25 h/i10/cites	S2 life h/i10/cites
Gallos Parisis Epikouros	Asst.	21	49	2,265	196	6/10/16/377	11.6	196	2,265	3/8/14/320	12.0	21/50/2,289	H	18/30/1,303	18/30/1,307	15/24/1,077	15/24/1,084
Vlachou Evgenia Kathigitria	Prof.	20	31	1,543	100	7/14/19/404	21.2	100	1,543	8/16/23/440	21.2	21/34/1,689	L	0/0/0	0/0/0	3/2/132	3/2/132
Adamakidou Theodoula Anaplirotria	Assoc.	19	29	1,173	135	8/16/21/429	18.6	135	1,173	10/21/27/507	19.3	19/32/1,259	H	15/20/652	15/20/653	14/20/549	14/20/559
Kalemikerakis Ioannis Kathigitis	Prof.	17	23	1,347	91	9/17/24/487	25.0	91	1,347	9/19/25/473	25.7	18/24/1,393	H	13/14/668	14/15/689	13/15/602	13/15/603
Papageorgiou Dimitrios Kathigitis	Prof.	15	20	1,717	36	10/22/30/558	30.0	36	1,717	6/12/20/415	32.5	15/20/1,718	M	13/19/724	16/25/1,112		
Zartaloudi Afroditi Anaplirotria	Assoc.	15	21	1,003	137	10/22/30/558	20.0	137	1,003	11/23/30/547	20.4	17/25/1,298	H	13/15/599	14/17/657	12/16/558	12/16/567
Apostolara Paraskevi Epikouri	Asst.	15	20	777	57	10/22/30/558	37.1	57	777	13/27/38/623	41.0	15/20/785	H	12/13/423	12/13/424	11/13/379	11/13/379
Evangelou Eleni Kathigitria	Prof.	13	16	804	85	13/29/40/638	33.4	85	804	12/26/36/610	29.0	18/28/1,208	H	10/12/425	10/13/439		
Dousis Evangelos Kathigitis	Prof.	13	15	675	135	13/29/40/638	23.9	135	675	14/32/42/649	24.2	14/17/845	H	10/11/325	12/13/393	3/2/48	3/2/48
Dafogianni Chrysoula Kathigitria	Prof.	13	14	499	64	13/29/40/638	44.6	64	499	21/46/54/725	45.7	15/18/660	L	10/10/219	10/12/282	9/9/216	10/12/317
Mantzorou Marianna Anaplirotria	Assoc.	12	13	628	102	16/37/46/674	32.8	102	628	15/35/45/669	31.4	15/18/1,900	H	10/11/344	11/12/529	10/10/270	12/13/527
Plakas Sotirios Kathigitis	Prof.	12	12	519	45	16/37/46/674	50.7	45	519	19/43/51/712	52.9	13/14/687	H	11/11/327	13/13/417	22/34/1,792	39/85/4,457
Koumpagioti Despoina Epikouri	Asst.	12	13	430	33	16/37/46/674	55.1	33	430	22/52/57/748	59.3	12/13/434	H	9/9/263	9/9/264	1/1/38	1/1/38
Mastrogiannis Dimos Epikouros	Asst.	11	13	625	59	19/43/51/702	47.2	59	625	16/36/46/672	44.6	14/16/813	H	10/10/416	10/10/417	1/0/3	1/0/3
Margari Nikoletta Anaplirotria	Assoc.	11	12	542	67	19/43/51/702	45.2	67	542	18/41/49/704	47.7	11/12/568	H	9/9/305	9/9/305	18/30/921	19/37/1,078
Mantoudi Alexandra Epikouri	Asst.	11	11	359	43	19/43/51/702	56.0	43	359	23/54/61/771	59.9	11/11/362	H	8/8/186	8/8/187		
Kalogianni Antonia Anaplirotria	Assoc.	10	10	501	82	22/53/58/745	42.5	82	501	20/44/53/723	43.2	11/12/675	H	6/4/213	6/5/240	2/1/115	2/1/115
Parissopoulos Stylianos Epikouros	Asst.	10	12	312	50	22/53/58/745	57.9	50	312	24/59/65/796	55.7	13/17/528	L	0/0/0	1/0/1		
Dokoutsidou Eleni Anaplirotria	Assoc.	9	7	312	54	24/57/64/778	57.9	54	312	24/59/65/796	58.7	10/10/427	H	5/5/160	5/5/160	1/0/1	2/2/68
Tsiou Chrysoula Kathigitria	Prof.	8	6	584	51	25/59/66/799	53.5	51	584	17/38/47/689	53.8	10/10/970	H	6/4/350	8/8/598	1/0/3	3/2/178
Drakopoulou Marianna Epikouri	Asst.	8	7	241	28	25/59/66/799	68.0	28	241	26/62/70/824	69.6	8/7/241	H	5/4/108	5/4/108	1/1/10	1/1/10
Pavlatou Niki Epikouri	Asst.	7	4	224	48	27/64/71/827	64.0	48	224	27/64/72/828	64.6	7/5/252	H	5/3/102	5/3/102	21/31/1,339	30/57/2,971
Koreli Alexandra Epikouri	Asst.	5	3	97	17	28/70/75/868	76.3	17	97	28/73/78/887	75.6	7/7/243	H	4/2/48	7/6/147	0/0/0	0/0/0
Stamou Angeliki Epikouri	Asst.	3	1	45	36	29/78/79/898	71.5	36	45	29/78/79/905	71.5	4/1/50	H	1/0/9	1/0/10		

Nursing (UPatras) - NURS - 11 matched of 11 TRS

Member	Grade	A: h	A: i10	A: cites	A: pubs	A: rank h d/u/a/all	A: comp.	B: P_i	B: C_i	B: rank C d/u/a/all	B: comp.	GS profile h/i10/cites	Conf.	OA 2012-25 h/i10/cites	OA life h/i10/cites	S2 2012-25 h/i10/cites	S2 life h/i10/cites
Georgiopoulou Vasiliki	Asst.	37	57	5,107	135	1/8/4/105	6.1	135	5,107	1/7/6/145	4.0	48/89/8,697	H	32/50/3,695	43/82/6,543	1/0/1	2/2/34
Kiekkas Panagiotis	Prof.	18	28	1,174	58	2/28/23/461	28.9	58	1,174	2/27/26/505	17.5	28/51/2,791	H	15/23/767	24/39/1,737	0/0/0	0/0/0
Mavroudi Seferina	Asst.	15	19	950	53	3/34/30/558	35.1	53	950	3/32/31/559	33.1	18/30/1,386	H	12/15/488	15/24/769		
Igoumenidis Michalis	Assoc.	15	20	657	46	3/34/30/558	40.2	46	657	5/40/44/651	44.9	15/21/682	H	0/0/0	0/0/0	11/13/376	11/13/379
Bakalis Nikolaos	Prof.	15	17	580	60	3/34/30/558	38.7	60	580	6/46/48/694	41.7	16/22/924	H	11/12/290	13/16/444	10/11/262	11/15/430
Stefanopoulos Nikos	Assoc.	14	16	665	27	6/40/37/594	46.5	27	665	4/39/43/650	49.3	14/17/706	L	12/14/427	13/15/453	2/0/15	2/0/16
Kotrotsiou Styliani	Assoc.	13	15	535	97	7/44/40/638	34.6	97	535	7/49/50/706	35.3	15/19/637	L	6/5/106	6/5/106	5/3/89	5/3/94
Bistaraki Angeliki	Asst.	8	5	152	21	8/59/66/799	71.1	21	152	8/66/75/860	73.0	8/6/213	H	5/3/97	6/4/129	5/3/88	6/4/121
Marneras Christos	Asst.	4	2	105	13	9/71/76/883	77.0	13	105	9/71/77/883	75.9	7/5/267	H	3/1/64	3/1/67	3/1/67	4/1/71

Nursing (UTh) - NURS - 15 matched of 15 TRS

Member	Grade	A: h	A: i10	A: cites	A: pubs	A: rank h d/u/a/all	A: comp.	B: P_i	B: C_i	B: rank C d/u/a/all	B: comp.	GS profile h/i10/cites	Conf.	OA 2012-25 h/i10/cites	OA life h/i10/cites	S2 2012-25 h/i10/cites	S2 life h/i10/cites
Papathanasiou Ioanna	Prof.	45	104	9,853	228	1/3/2/57	2.5	228	9,853	1/6/2/68	2.9	45/111/10,115	H	41/99/6,382	41/106/6,529	6/3/67	6/3/67
Fradelos Evangelos	Assoc.	44	121	7,502	306	2/4/3/61	2.6	306	7,502	2/9/3/90	2.8	44/121/7,525	H	2/1/28	2/1/28	34/84/4,292	34/84/4,293
Malliarou Maria	Prof.	26	64	3,355	209	3/25/6/267	6.3	209	3,355	3/21/7/220	6.6	29/76/3,981	L	20/36/1,838	22/40/1,996	17/26/1,344	20/31/1,524
Saridi Maria	Assoc.	24	52	2,338	206	4/31/10/318	9.2	206	2,338	4/30/12/314	9.7	26/55/2,547	H	17/29/1,251	19/33/1,416	20/35/1,273	20/39/1,438
Kotsiou Ourania	Assoc.	21	46	1,873	150	5/39/16/377	13.1	150	1,873	6/41/18/384	13.7	21/46/1,897	H	18/38/1,471	18/38/1,471		
Kleisiaris Christos	Prof.	20	30	2,293	69	6/43/19/404	19.0	69	2,293	5/32/13/318	19.9	20/30/2,298	H	16/20/1,268	16/20/1,268	15/16/1,048	15/16/1,048
Toska Aikaterini	Assoc.	17	30	897	111	7/51/24/487	23.4	111	897	7/61/32/583	23.9	18/32/1,032	H	13/15/513	15/17/604	31/66/2,838	31/66/2,841
Rouka Erasmia	Assoc.	11	14	372	85	8/72/51/702	40.8	85	372	8/76/59/765	41.8	12/16/462	H	9/8/304	10/10/367	1/1/49	1/1/49
Paralikas Theodosis	Assoc.	10	10	363	76	9/75/58/745	46.0	76	363	9/77/60/767	45.6	12/15/542	L	1/1/21	1/1/21	7/5/123	9/7/190

Nursing (UoI) - NURS - 10 matched of 12 TRS

Member	Grade	A: h	A: i10	A: cites	A: pubs	A: rank h d/u/a/all	A: comp.	B: P_i	B: C_i	B: rank C d/u/a/all	B: comp.	GS profile h/i10/cites	Conf.	OA 2012-25 h/i10/cites	OA life h/i10/cites	S2 2012-25 h/i10/cites	S2 life h/i10/cites
Rizos Evangelos	Assoc.	22	37	3,052	77	1/22/13/356	12.8	77	3,052	1/15/8/238	9.3	32/67/4,743	H	21/34/2,256	26/55/3,143	0/0/0	0/0/0
Kourakos Michail	Assoc.	14	21	691	65	2/38/37/594	39.3	65	691	2/45/41/645	41.3	14/21/704	H	0/0/0	0/0/0	3/0/23	3/0/24
Kalantzi Kallirroi	Assoc.	11	13	432	20	3/47/51/702	58.8	20	432	3/50/56/746	39.0	20/30/1,079	L	9/8/181	16/21/535		
Zagorianakou Nektaria	Asst.	4	3	170	18	4/57/76/883	75.0	18	170	4/56/74/853	54.9	16/22/941	L	2/1/76	2/1/77	5/2/123	14/18/651
Laiou Elpiniki	Assoc.	4	3	132	9	4/57/76/883	77.0	9	132	5/57/76/873	75.9	7/7/655	H	3/2/91	7/6/478	3/2/79	7/7/474

Nursing (UoP) - NURS - 13 matched of 13 TRS

Member	Grade	A: h	A: i10	A: cites	A: pubs	A: rank h d/u/a/all	A: comp.	B: P_i	B: C_i	B: rank C d/u/a/all	B: comp.	GS profile h/i10/cites	Conf.	OA 2012-25 h/i10/cites	OA life h/i10/cites	S2 2012-25 h/i10/cites	S2 life h/i10/cites
Zyga Sofia	Prof.	36	100	5,253	290	1/1/5/114	4.1	290	5,253	1/2/5/137	4.1	39/109/5,786	L	23/50/2,487	24/52/2,596	1/0/5	1/0/5
Kolovos Petros	Assoc.	12	14	504	66	2/14/46/674	45.0	66	504	2/16/52/721	47.8	12/14/519	H	26/39/3,271	26/39/3,272	0/0/0	0/0/0
Andriopoulos Panagiotis	Asst.	8	7	407	31	3/19/66/799	63.4	31	407	3/17/58/755	54.1	14/15/829	L	7/5/219	10/10/336	7/4/185	10/10/336

Nutrition and Dietetics Sciences (HMU) - NUTR - 8 matched of 9 TRS

Member	Grade	A: h	A: i10	A: cites	A: pubs	A: rank h d/u/a/all	A: comp.	B: P_i	B: C_i	B: rank C d/u/a/all	B: comp.	GS profile h/i10/cites	Conf.	OA 2012-25 h/i10/cites	OA life h/i10/cites	S2 2012-25 h/i10/cites	S2 life h/i10/cites
Mouratidou Theodora	Prof.	37	55	3,734	98	1/1/6/105	7.2	98	3,734	1/1/8/201	8.0	40/63/4,372	H	31/47/2,272	35/57/2,908	29/46/2,229	36/63/3,205
Fragkiadakis Georgios A.	Prof.	6	6	218	11	2/6/30/850	29.7	11	218	2/6/29/830	29.7	6/6/218	M	9/9/301	13/20/708	6/5/159	6/5/159

Nutrition and Dietetics (HUA) - NUTR - 22 matched of 23 TRS

Member	Grade	A: h	A: i10	A: cites	A: pubs	A: rank h d/u/a/all	A: comp.	B: P_i	B: C_i	B: rank C d/u/a/all	B: comp.	GS profile h/i10/cites	Conf.	OA 2012-25 h/i10/cites	OA life h/i10/cites	S2 2012-25 h/i10/cites	S2 life h/i10/cites
Dedousis Georgios	Prof.	97	345	71,814	576	1/1/1/5	1.0	576	71,814	1/1/1/4	1.0	116/477/88,141	L	0/0/0	0/0/0	0/0/0	0/0/0
Moschonis Georgios	Assoc.	56	155	48,250	253	2/2/3/32	2.6	253	48,250	2/2/2/11	2.6	67/193/51,374	H	1/1/32	1/1/32	49/140/31,359	56/184/33,747
Kontogianni Meropi	Prof.	38	72	5,210	212	3/3/4/101	4.7	212	5,210	4/4/7/141	5.1	48/94/8,773	H	34/60/3,777	41/82/6,140	4/3/238	6/5/279
Karathanos Vaios	Prof.	30	59	2,915	123	4/4/7/195	7.1	123	2,915	5/5/9/256	5.7	54/125/12,896	H	26/55/2,287	47/114/8,788	26/52/2,014	47/114/8,842
Antonopoulou Smaragdi	Prof.	30	49	2,607	106	4/4/7/195	7.8	106	2,607	6/6/10/289	7.3	45/116/6,840	H	26/42/2,023	42/106/5,060	27/46/1,886	40/107/4,771
Nomikos Tzortzis	Prof.	26	44	1,733	93	6/6/10/267	11.4	93	1,733	8/8/16/410	9.8	41/84/4,281	H	22/31/1,226	35/72/3,083	20/34/1,147	32/72/2,858
Arnaoutis Giannis	Asst.	20	29	1,814	63	7/7/14/404	14.7	63	1,814	7/7/15/393	15.6	21/31/1,978	H	17/19/978	20/23/1,210	18/22/1,109	20/24/1,171
Kalafati Ioanna-Panagiota	Asst.	19	24	5,407	58	8/8/15/429	10.3	58	5,407	3/3/6/132	10.9	19/24/5,423	H	18/21/3,812	18/21/3,825	0/0/0	0/0/0
Tenta Roxani	Assoc.	19	32	1,317	64	8/8/15/429	15.7	64	1,317	9/9/19/480	14.9	26/53/2,052	H	1/0/2	1/0/2		
Panagiotakos Dimosthenis	Prof.	7	5	247	23	10/10/28/827	27.7	23	247	10/10/28/822	27.0	14/16/954	H	4/2/88	6/5/343	10/10/1,451	11/12/1,485
Boskou Georgios	Prof.	7	5	198	27	10/10/28/827	27.9	27	198	11/11/30/839	24.1	20/25/4,287	H	5/2/108	20/22/2,073	5/2/134	19/22/2,932

Nutritional Sciences and Dietetics (IHU) - NUTR - 14 matched of 16 TRS

Member	Grade	A: h	A: i10	A: cites	A: pubs	A: rank h d/u/a/all	A: comp.	B: P_i	B: C_i	B: rank C d/u/a/all	B: comp.	GS profile h/i10/cites	Conf.	OA 2012-25 h/i10/cites	OA life h/i10/cites	S2 2012-25 h/i10/cites	S2 life h/i10/cites
Katsiki Niki	Prof.	71	286	19,522	477	1/1/2/10	2.4	477	19,522	1/1/4/34	2.4	74/322/21,260	H	64/263/14,538	65/292/15,636		
Papadopoulou Souzana	Prof.	38	98	9,731	173	2/2/4/101	4.6	173	9,731	2/2/5/69	5.7	40/113/10,666	L	2/1/96	2/1/96		
Terzidis Michalis	Prof.	19	26	1,065	47	3/4/15/429	18.0	47	1,065	4/5/20/527	18.0	23/37/1,560	H	16/24/914	21/34/1,326	0/0/0	1/0/5
Thomidis Thomas	Prof.	19	28	909	63	3/4/15/429	16.6	63	909	5/7/21/577	15.2	27/81/2,632	H	14/23/563	21/56/1,578	4/0/22	4/0/22
Katsagoni Christina	Prof.	18	19	1,515	43	5/6/19/461	19.5	43	1,515	3/4/18/444	19.9	19/20/1,545	H	14/15/938	15/18/1,170	0/0/0	0/0/0
Pritsa Agathi	Prof.	12	13	704	22	6/9/24/674	24.4	22	704	6/8/22/642	24.4	15/19/1,259	H	10/11/519	12/14/702	0/0/0	5/5/396

Dietetics and Nutrition (UTh) - NUTR - 9 matched of 9 TRS

Member	Grade	A: h	A: i10	A: cites	A: pubs	A: rank h d/u/a/all	A: comp.	B: P_i	B: C_i	B: rank C d/u/a/all	B: comp.	GS profile h/i10/cites	Conf.	OA 2012-25 h/i10/cites	OA life h/i10/cites	S2 2012-25 h/i10/cites	S2 life h/i10/cites
Georgakouli Kalliopi	Asst.	22	34	1,593	65	1/35/13/356	14.1	65	1,593	3/48/17/431	15.1	22/34/1,597	H	20/27/1,075	20/27/1,075		
Morres Ioannis	Asst.	18	23	1,989	49	2/46/19/461	15.9	49	1,989	1/39/12/364	16.1	19/26/2,332	L	14/17/1,437	16/20/1,625	13/15/1,121	15/18/1,330
Kosti Rena	Prof.	16	29	1,948	67	3/54/21/523	14.4	67	1,948	2/40/13/367	14.3	19/36/3,194	H	14/21/1,369	16/28/2,193	13/15/480	16/22/1,341
Manouras Athanasios	Prof.	11	15	428	44	4/72/26/702	24.1	44	428	4/75/26/749	24.4	13/19/508	H	11/13/357	15/30/762	6/4/100	6/4/100

Nutritional Science and Dietetics (UoP) - NUTR - 9 matched of 9 TRS

Member	Grade	A: h	A: i10	A: cites	A: pubs	A: rank h d/u/a/all	A: comp.	B: P_i	B: C_i	B: rank C d/u/a/all	B: comp.	GS profile h/i10/cites	Conf.	OA 2012-25 h/i10/cites	OA life h/i10/cites	S2 2012-25 h/i10/cites	S2 life h/i10/cites
Dimitriou Maria	Asst.	29	33	19,739	50	1/2/9/212	6.0	50	19,739	1/1/3/33	6.1	32/37/20,088	H	23/27/8,457	26/34/8,710	1/1/168	3/3/341

Member	Grade	A: h	A: i10	A: cites	A: pubs	A: rank h d/u/a/all	A: comp.	B: P_i	B: C_i	B: rank C d/u/a/all	B: comp.	GS profile h/i10/cites	Conf.	OA 2012-25 h/i10/cites	OA life h/i10/cites	S2 2012-25 h/i10/cites	S2 life h/i10/cites
Panoutsopoulos Georgios	Prof.	26	51	2,433	96	2/3/10/267	9.9	96	2,433	2/4/11/303	10.2	31/70/3,309	H	19/31/1,222	26/51/2,072	3/1/27	5/3/73
Gioxari Aristea	Asst.	25	46	1,892	72	3/4/12/285	12.2	72	1,892	3/7/14/381	12.5	26/50/2,259	H	23/43/1,414	25/47/1,658	22/44/1,288	25/47/1,491
Argiri Konstantina	Asst.	15	18	605	32	4/8/22/558	22.7	32	605	4/10/23/682	20.6	21/26/1,099	L	0/0/0	2/2/140	0/0/0	1/1/65
Dedes Vasileios	Asst.	13	16	510	30	5/11/23/638	24.0	30	510	6/15/25/717	25.3	13/16/510	H	10/10/253	10/10/253	8/7/206	8/7/214
Fappa Evangelia	Asst.	12	15	527	29	6/14/24/674	24.3	29	527	5/14/24/709	24.3	15/18/901	H	10/11/320	12/14/567	3/1/30	3/1/30
Vamvakas Sotirios-Spyridon	Asst.	10	10	334	22	7/17/27/745	27.3	22	334	7/18/27/782	28.0	11/14/534	H	9/8/292	12/13/959	7/6/189	7/6/194

Physiotherapy (IHU) - PHYSIO - 4 matched of 7 TRS

Member	Grade	A: h	A: i10	A: cites	A: pubs	A: rank h d/u/a/all	A: comp.	B: P_i	B: C_i	B: rank C d/u/a/all	B: comp.	GS profile h/i10/cites	Conf.	OA 2012-25 h/i10/cites	OA life h/i10/cites	S2 2012-25 h/i10/cites	S2 life h/i10/cites
Kallistratos Ilias	Prof.	6	3	120	19	1/15/27/850	28.6	19	120	1/17/29/877	29.0	6/3/128	H	3/2/60	3/2/67	3/2/53	4/2/62
Chalkia Anna	Asst.	4	2	68	16	2/18/31/883	31.3	16	68	2/18/32/896	31.7	4/2/68	H	2/0/19	2/0/19	3/0/32	3/0/32

Physiotherapy (UNIWA) - PHYSIO - 17 matched of 17 TRS

Member	Grade	A: h	A: i10	A: cites	A: pubs	A: rank h d/u/a/all	A: comp.	B: P_i	B: C_i	B: rank C d/u/a/all	B: comp.	GS profile h/i10/cites	Conf.	OA 2012-25 h/i10/cites	OA life h/i10/cites	S2 2012-25 h/i10/cites	S2 life h/i10/cites
Stasinopoulos Dimitrios Anaplirotis	Assoc.	21	40	1,648	168	1/10/3/377	2.0	168	1,648	1/13/6/425	1.8	27/57/3,604	H	18/39/1,223	27/57/2,451	2/1/20	2/1/20
Papadopoulou Marianna Anaplirotria	Assoc.	17	28	1,358	75	2/17/8/487	8.6	75	1,358	2/18/8/471	9.2	18/37/1,546	H	17/32/1,211	17/38/1,376	1/0/5	1/0/5
Papandreou Maria Kathigitria	Prof.	16	25	885	56	3/20/9/523	11.0	56	885	3/25/11/588	11.4	18/30/1,570	H	14/20/740	16/25/1,203		
Gioftsos Georgios Kathigitis	Prof.	15	20	729	49	4/22/10/558	12.5	49	729	5/30/13/637	12.0	19/27/1,450	H	12/15/494	16/22/929	8/7/211	8/8/280
Stefanos Karanasios Epikouros	Asst.	13	13	684	40	5/29/14/638	15.6	40	684	6/31/14/648	17.0	13/13/685	H	11/12/477	11/12/478		
Moutzouri Maria Epikouri	Asst.	13	14	644	40	5/29/14/638	15.9	40	644	7/33/15/657	15.9	14/15/727	H	12/16/510	13/17/555	23/40/2,051	25/44/2,220
Patsaki Eirini Epikouri	Asst.	12	18	766	95	7/37/18/674	8.9	95	766	4/28/12/626	9.0	12/18/780	L	10/11/555	10/11/557	3/2/54	3/2/54
Sakellari Vasiliki Kathigitria	Prof.	11	11	438	47	8/43/20/702	19.2	47	438	9/51/21/744	15.8	17/21/1,396	H	8/7/257	16/17/837	4/2/98	4/2/99
Grammatopoulou Eirini Kathigitria	Prof.	10	11	556	51	9/53/22/745	18.5	51	556	8/40/20/700	15.9	14/16/814	L	9/9/371	12/14/534	9/9/442	13/14/606
Vrouva Sotiria Epikouri	Asst.	8	5	240	34	10/59/23/799	24.0	34	240	11/63/25/825	24.7	8/5/240	L	6/5/144	6/5/144	6/4/145	6/4/145
Chrysagis Nikolaos Epikouros	Asst.	7	6	345	24	11/64/25/827	25.6	24	345	10/56/24/778	24.8	9/9/500	H	5/3/211	7/6/266	6/3/217	8/6/288
Stamou Magdalini Epikouri	Asst.	4	4	88	11	12/73/31/883	31.6	11	88	12/74/31/890	31.3	5/4/94	H	4/3/73	4/3/73		

Physiotherapy (UPatras) - PHYSIO - 14 matched of 14 TRS

Member	Grade	A: h	A: i10	A: cites	A: pubs	A: rank h d/u/a/all	A: comp.	B: P_i	B: C_i	B: rank C d/u/a/all	B: comp.	GS profile h/i10/cites	Conf.	OA 2012-25 h/i10/cites	OA life h/i10/cites	S2 2012-25 h/i10/cites	S2 life h/i10/cites
Tsekoura Maria	Assoc.	20	38	1,698	136	1/20/4/404	3.6	136	1,698	1/20/4/418	4.2	20/38/1,702	L	16/23/1,140	16/23/1,141	2/2/94	2/2/94
Fousekis Konstantinos	Prof.	20	40	1,467	95	1/20/4/404	5.1	95	1,467	2/23/7/455	5.5	22/43/2,658	H	16/26/855	17/29/1,505	1/1/11	1/1/11
Bania Theofani	Assoc.	11	11	361	33	3/49/20/702	22.7	33	361	4/60/23/769	22.7	12/12/416	H	10/10/248	11/11/280	10/10/219	10/11/256
Makrynioti Dimitra	Assoc.	5	4	396	23	4/69/30/868	26.5	23	396	3/59/22/760	26.5	5/5/415	H	4/4/298	5/5/314	0/0/0	0/0/0
Sakkatos Panagiotis	Asst.	2	2	37	9	5/72/34/908	34.0	9	37	5/72/34/908	34.0	2/2/37	H	3/2/94	3/2/94	3/2/85	3/2/85

Physiotherapy (UTh) - PHYSIO - 13 matched of 14 TRS

Member	Grade	A: h	A: i10	A: cites	A: pubs	A: rank h d/u/a/all	A: comp.	B: P_i	B: C_i	B: rank C d/u/a/all	B: comp.	GS profile h/i10/cites	Conf.	OA 2012-25 h/i10/cites	OA life h/i10/cites	S2 2012-25 h/i10/cites	S2 life h/i10/cites
Pepera Garyfallia	Assoc.	26	39	1,786	81	1/25/1/267	2.0	81	1,786	1/43/3/405	3.1	27/40/1,850	H	23/32/1,396	24/34/1,494	22/33/1,246	22/34/1,281
Dimitriadis Zacharias	Assoc.	20	38	1,694	113	2/43/4/404	4.3	113	1,694	2/46/5/419	5.1	21/39/1,905	H	16/25/1,052	16/26/1,195	2/1/13	2/1/13
Strimpakos Nikolaos	Prof.	14	28	1,128	78	3/59/11/594	9.6	78	1,128	3/51/9/512	2.5	31/52/4,069	H	14/17/727	28/41/2,525	0/0/0	0/0/0
Kortianou Eleni	Prof.	14	16	1,048	81	3/59/11/594	9.0	81	1,048	4/53/10/535	9.5	14/17/1,209	L	12/13/674	12/14/771	4/2/77	4/2/78
Besios Thomas	Assoc.	8	7	181	34	5/79/23/799	24.3	34	181	5/86/26/845	25.0	8/7/181	H	5/3/110	5/3/110	5/3/94	5/3/94
Spanos Savvas	Assoc.	7	5	177	44	6/86/25/827	23.1	44	177	6/88/27/849	23.1	8/6/315	H	8/6/134	9/8/201		
Chandolias Konstantinos	Asst.	6	3	125	35	7/91/27/850	25.4	35	125	7/94/28/875	25.7	6/3/125	H	7/7/491	7/7/491	4/1/85	4/1/85
Poulis Ioannis	Prof.	6	4	120	35	7/91/27/850	25.6	35	120	8/95/29/877	24.3	9/9/332	H	4/2/66	8/6/191	14/17/666	21/34/1,402
Paras Georgios	Asst.	3	2	53	16	9/98/33/898	32.3	16	53	9/98/33/903	32.0	4/2/59	L	2/0/6	2/0/6	2/0/5	3/2/86

Physiotherapy (UoP) - PHYSIO - 10 matched of 10 TRS

Member	Grade	A: h	A: i10	A: cites	A: pubs	A: rank h d/u/a/all	A: comp.	B: P_i	B: C_i	B: rank C d/u/a/all	B: comp.	GS profile h/i10/cites	Conf.	OA 2012-25 h/i10/cites	OA life h/i10/cites	S2 2012-25 h/i10/cites	S2 life h/i10/cites
Chytas Dimitrios	Asst.	25	50	2,514	149	1/4/2/285	1.5	149	2,514	1/3/1/295	1.7	25/50/2,516	H	21/40/1,771	21/40/1,772	5/3/74	5/3/74
Marazioti Antonia	Assoc.	19	29	2,161	72	2/7/7/429	4.1	72	2,161	2/6/2/337	3.8	22/34/3,369	H	18/28/1,958	19/31/2,889	0/0/0	1/1/20
Stasi Sofia	Asst.	14	23	557	58	3/9/11/594	13.6	58	557	6/13/19/699	14.9	14/23/566	H	12/14/337	12/14/337	10/10/474	15/19/999

Member	Grade	A: h	A: i10	A: cites	A: pubs	A: rank h d/u/a/all	A: comp.	B: P_i	B: C_i	B: rank C d/u/a/all	B: comp.	GS profile h/i10/cites	Conf.	OA 2012-25 h/i10/cites	OA life h/i10/cites	S2 2012-25 h/i10/cites	S2 life h/i10/cites
Papagiannis Georgios	Assoc.	13	16	627	47	4/11/14/638	15.6	47	627	3/9/16/670	17.0	13/16/634	H	12/17/517	12/17/517	10/10/324	10/10/324
Christakou Anna	Asst.	13	15	581	74	4/11/14/638	13.6	74	581	4/11/17/692	13.2	15/20/984	H	10/11/416	13/17/639	9/9/380	12/14/594
Triantafyllou Athanasios	Asst.	12	13	565	33	6/14/18/674	20.1	33	565	5/12/18/697	20.8	12/13/572	H	10/11/380	10/12/394	3/0/24	3/0/24

Public Health Policies (UNIWA) - PUBH - 18 matched of 20 TRS

Member	Grade	A: h	A: i10	A: cites	A: pubs	A: rank h d/u/a/all	A: comp.	B: P_i	B: C_i	B: rank C d/u/a/all	B: comp.	GS profile h/i10/cites	Conf.	OA 2012-25 h/i10/cites	OA life h/i10/cites	S2 2012-25 h/i10/cites	S2 life h/i10/cites
Maniadakis Nikos Kathigitis	Prof.	34	85	7,936	240	1/2/1/135	1.0	240	7,936	1/2/1/85	1.0	44/133/13,686	L	30/74/2,733	36/115/6,217	3/1/43	3/1/43
Merakou Kyriakoula Kathigitria	Prof.	17	24	1,070	53	2/17/5/487	5.9	53	1,070	3/22/5/525	5.9	19/28/1,343	H	14/18/635	18/25/1,016	14/17/621	16/22/870
Giakkoupi Panagiota Anaplirotria	Assoc.	15	17	583	26	3/22/6/558	8.7	26	583	6/39/10/691	5.9	28/38/2,757	H	13/14/432	24/35/1,829	12/13/389	24/32/1,773
Mandilara Georgia Anaplirotria	Assoc.	14	19	5,457	40	4/27/7/594	4.1	40	5,457	2/3/2/130	3.8	19/29/6,120	H	12/14/530	16/22/951	13/16/3,238	19/31/4,097
Koulierakis Giorgos Kathigitis	Prof.	13	14	617	71	5/29/8/638	7.4	71	617	5/37/9/675	7.7	15/20/874	H	11/13/380	12/15/456	4/3/80	4/3/80
Fouskas Theodoros Anaplirotis	Assoc.	13	18	500	100	5/29/8/638	6.4	100	500	7/45/11/724	6.8	13/18/502	H	7/5/200	7/5/200	6/2/91	6/2/94
Zavras Dimitrios Anaplirotis	Assoc.	12	17	968	57	7/37/11/674	7.8	57	968	4/24/6/556	6.9	18/28/1,547	L	0/0/0	7/6/192	1/0/7	1/0/7
Damikouka Ioanna Anaplirotria	Assoc.	5	3	100	27	8/70/13/868	13.2	27	100	8/71/15/885	13.5	7/7/328	H	4/1/72	5/2/127	4/2/63	6/4/124

Public and Community Health (UNIWA) - PUBH - 12 matched of 14 TRS

Member	Grade	A: h	A: i10	A: cites	A: pubs	A: rank h d/u/a/all	A: comp.	B: P_i	B: C_i	B: rank C d/u/a/all	B: comp.	GS profile h/i10/cites	Conf.	OA 2012-25 h/i10/cites	OA life h/i10/cites	S2 2012-25 h/i10/cites	S2 life h/i10/cites
Lagiou Areti Kathigitria	Prof.	34	69	4,547	149	1/2/1/135	1.6	149	4,547	1/4/3/167	1.6	44/97/7,429	H	28/61/3,297	38/90/5,739		
Perifanou Dimitra	Lect.	4	3	253	11	2/73/14/883	14.2	11	253	2/61/13/817	14.9	4/3/253	H	4/3/190	4/3/190	1/0/1	1/0/1
Sotiropoulou Pinelopi Epikouri	Asst.	4	3	104	12	2/73/14/883	14.3	12	104	3/70/14/884	14.0	10/11/815	H	0/0/0	0/0/0	3/1/30	6/3/79

Public and One Health (UTh) - PUBH - 11 matched of 11 TRS

Member	Grade	A: h	A: i10	A: cites	A: pubs	A: rank h d/u/a/all	A: comp.	B: P_i	B: C_i	B: rank C d/u/a/all	B: comp.	GS profile h/i10/cites	Conf.	OA 2012-25 h/i10/cites	OA life h/i10/cites	S2 2012-25 h/i10/cites	S2 life h/i10/cites
Kostoulas Polychronis	Prof.	21	54	2,231	137	1/39/3/377	3.3	137	2,231	1/33/4/325	3.6	26/67/2,841	H	19/46/1,751	21/58/2,103	1/0/1	1/0/1
Chatzopoulos Dimitrios	Assoc.	18	33	941	65	2/46/4/461	5.6	65	941	2/57/7/562	7.0	18/33/955	H	14/19/565	30/65/3,109	3/0/19	3/0/19
Kofinas Dimitris	Asst.	13	16	714	49	3/64/8/638	8.6	49	714	3/65/8/639	9.2	13/16/714	H	12/12/489	12/12/489	11/12/446	12/13/473
Kiouvrekis Ioannis	Asst.	12	14	471	76	4/69/11/674	8.0	76	471	4/74/12/734	8.2	12/14/473	H	9/7/269	9/7/270	7/4/212	7/4/213
Kotrotsios Anastasios	Asst.	4	3	85	14	5/96/14/883	14.6	14	85	5/97/16/892	15.0	5/4/100	H	4/2/64	5/2/77	1/0/9	1/0/9

Biomedical Sciences (IHU) - BIOMED - 13 matched of 17 TRS

Member	Grade	A: h	A: i10	A: cites	A: pubs	A: rank h d/u/a/all	A: comp.	B: P_i	B: C_i	B: rank C d/u/a/all	B: comp.	GS profile h/i10/cites	Conf.	OA 2012-25 h/i10/cites	OA life h/i10/cites	S2 2012-25 h/i10/cites	S2 life h/i10/cites
Chatzopoulou Fani	Prof.	20	32	1,041	68	1/3/4/404	4.3	68	1,041	1/6/4/536	4.3	21/34/1,192	M	18/31/882	19/33/1,002	15/28/789	17/30/913
Mitka Stella	Prof.	7	4	169	22	2/13/11/827	12.3	22	169	3/16/13/855	11.3	8/7/661	H	6/2/97	6/4/389	6/3/131	7/5/408
Karamitrousis Evangelos	Prof.	6	4	250	28	3/15/13/850	11.1	28	250	2/13/9/819	11.8	6/4/251	H	4/1/65	4/1/66	1/1/39	1/1/39
Papoutsi Androniki	Prof.	1	0	8	5	4/19/19/912	19.0	5	8	4/19/19/913	13.9	8/7/384	H	1/0/7	6/6/237	10/10/268	13/17/524

Biomedical Sciences (UNIWA) - BIOMED - 34 matched of 40 TRS

Member	Grade	A: h	A: i10	A: cites	A: pubs	A: rank h d/u/a/all	A: comp.	B: P_i	B: C_i	B: rank C d/u/a/all	B: comp.	GS profile h/i10/cites	Conf.	OA 2012-25 h/i10/cites	OA life h/i10/cites	S2 2012-25 h/i10/cites	S2 life h/i10/cites
Beloukas Apostolos Kathigitis	Prof.	39	82	26,706	174	1/1/1/90	1.0	174	26,706	1/1/1/23	1.0	44/91/27,501	H	26/60/5,251	28/65/5,531		
Papanastasiou Anastasios Anaplirotis	Assoc.	24	37	2,150	99	2/6/2/318	2.2	99	2,150	3/10/3/339	2.2	25/37/2,466	H	21/33/1,830	23/43/2,101		
Konstantakopoulou Evgenia Anaplirotria	Assoc.	21	30	2,374	54	3/10/3/377	3.1	54	2,374	2/7/2/311	3.1	22/32/2,417	H	17/21/1,338	17/23/1,368		
Kefala Vasiliki Kathigitria	Prof.	12	14	441	90	4/37/5/674	4.3	90	441	5/50/6/743	4.5	12/15/699	H	12/13/369	13/18/498		
Papageorgiou Spyros Anaplirotis	Assoc.	11	13	494	56	5/43/6/702	5.6	56	494	4/47/5/727	5.3	15/22/1,350	H	11/12/400	15/29/942		
Ninos Konstantinos Kathigitis	Prof.	11	13	314	43	5/43/6/702	7.7	43	314	7/58/8/795	7.7	12/19/482	H	8/7/206	10/10/319		
Karkalousos Petros Anaplirotis	Assoc.	9	9	332	90	7/57/8/778	5.0	90	332	6/57/7/786	5.0	11/11/445	H	7/5/192	7/7/253	7/3/195	7/5/250
Tertipi Niki	Lect.	8	7	178	44	8/59/9/799	9.6	44	178	9/66/11/848	9.6	8/7/179	H	7/4/128	7/4/130		
Sfyri Eleni Epikouroi	Asst.	8	7	177	47	8/59/9/799	9.4	47	177	10/67/12/849	9.4	8/7/178	H	7/4/117	7/4/119		
Theocharopoulos Antonios Epikouros	Asst.	7	5	196	18	10/64/11/827	11.6	18	196	8/65/10/841	10.8	8/6/220	H	6/4/145	6/5/159	7/5/143	9/9/227
Pateras Evangelos Kathigitis	Prof.	6	2	145	41	11/67/13/850	12.5	41	145	11/68/14/863	11.0	8/4/273	H	0/0/0	0/0/0	1/0/3	1/0/3

Member	Grade	A: h	A: i10	A: cites	A: pubs	A: rank h d/u/a/all	A: comp.	B: P_i	B: C_i	B: rank C d/u/a/all	B: comp.	GS profile h/i10/cites	Conf.	OA 2012-25 h/i10/cites	OA life h/i10/cites	S2 2012-25 h/i10/cites	S2 life h/i10/cites
Papagiorgis Petros	Lect.	6	6	116	22	11/67/13/850	13.6	22	116	12/69/15/879	11.8	8/8/185	H	5/3/64	6/4/103	14/17/815	14/17/815
Ninos Georgios Epikouros	Asst.	4	4	80	11	13/73/16/883	16.0	11	80	13/75/16/893	16.9	4/4/80	H	4/2/59	4/2/59		
Papadopoulos Apostolos	Lect.	4	1	64	10	13/73/16/883	16.7	10	64	14/76/17/897	13.1	8/6/268	H	1/0/2	2/0/11	1/1/107	8/5/292
Kintziou Eleni Kathigitria	Prof.	2	1	22	6	15/79/18/908	18.0	6	22	15/79/18/911	17.7	6/3/299	L	2/1/19	2/1/19	2/1/18	5/4/168

Midwifery (IHU) - MIDW - 6 matched of 7 TRS

Member	Grade	A: h	A: i10	A: cites	A: pubs	A: rank h d/u/a/all	A: comp.	B: P_i	B: C_i	B: rank C d/u/a/all	B: comp.	GS profile h/i10/cites	Conf.	OA 2012-25 h/i10/cites	OA life h/i10/cites	S2 2012-25 h/i10/cites	S2 life h/i10/cites
Zafrakas Menelaos	Prof.	14	18	652	38	1/8/6/594	7.6	38	652	1/9/7/653	4.1	25/47/2,310	H	11/13/423	22/38/1,483	10/11/382	23/39/1,540
Varela Pinelopi	Asst.	8	8	255	25	2/12/13/799	13.0	25	255	2/12/13/814	13.0	8/8/257	H	6/5/160	6/5/166	7/5/137	7/5/138

Midwifery (UNIWA) - MIDW - 18 matched of 19 TRS

Member	Grade	A: h	A: i10	A: cites	A: pubs	A: rank h d/u/a/all	A: comp.	B: P_i	B: C_i	B: rank C d/u/a/all	B: comp.	GS profile h/i10/cites	Conf.	OA 2012-25 h/i10/cites	OA life h/i10/cites	S2 2012-25 h/i10/cites	S2 life h/i10/cites
Sarantaki Antigoni Kathigitria,	Prof.	21	34	1,204	157	1/10/1/377	1.3	157	1,204	3/20/4/501	1.9	22/38/1,372	H	16/22/709	17/24/799	16/23/699	16/24/749
Gourounti Kleanthi Kathigitria	Prof.	20	36	1,604	112	2/14/3/404	1.8	112	1,604	1/15/1/428	1.3	26/48/2,259	H	18/25/981	21/37/1,442	15/22/934	20/32/1,322
Bothou Anastasia Epikouri	Asst.	16	27	1,449	148	3/20/5/523	2.5	148	1,449	2/17/2/459	2.6	16/27/1,453	L	12/16/835	12/16/835		
Diamanti Athina Epikouri	Asst.	13	21	750	90	4/29/7/638	6.3	90	750	4/29/6/633	6.5	13/21/751	L	12/13/505	12/13/505	30/74/5,215	40/97/7,583
Sarella Angeliki Anaplirotria	Assoc.	11	14	464	47	5/43/8/702	8.6	47	464	5/48/8/736	8.9	11/14/467	H	10/10/280	10/10/280	8/8/228	8/8/228
Nanou Christina Anaplirotria	Assoc.	11	15	447	55	5/43/8/702	8.6	55	447	6/49/9/742	9.0	11/15/448	H	10/11/461	10/11/461	9/9/419	9/9/424
Palaska Ermioni Anaplirotria	Assoc.	11	12	399	43	5/43/8/702	9.8	43	399	7/53/11/759	10.2	11/13/414	H	9/8/274	9/8/274	9/8/250	9/8/250
Deltsidou Anna Kathigitria	Prof.	11	14	347	70	5/43/8/702	8.5	70	347	8/55/12/776	8.1	14/22/890	H	8/7/198	12/14/459	4/1/42	6/5/174
Bolou Angeliki Epikouri	Asst.	5	1	58	19	9/70/14/868	14.6	19	58	9/77/16/901	15.0	5/1/59	L	4/0/37	4/0/37	1/0/4	1/0/4

Midwifery (UoWM) - MIDW - 8 matched of 11 TRS

Member	Grade	A: h	A: i10	A: cites	A: pubs	A: rank h d/u/a/all	A: comp.	B: P_i	B: C_i	B: rank C d/u/a/all	B: comp.	GS profile h/i10/cites	Conf.	OA 2012-25 h/i10/cites	OA life h/i10/cites	S2 2012-25 h/i10/cites	S2 life h/i10/cites
Eirini Orovou	Asst.	21	39	1,313	107	1/1/1/377	2.0	107	1,313	1/1/3/482	3.8	21/39/1,321	H	15/26/798	15/26/799	1/0/4	1/0/4
Maria Tzitiridou	Assoc.	17	28	751	111	2/2/4/487	4.3	111	751	2/2/5/632	4.6	19/34/1,188	H	13/18/490	14/23/734	0/0/0	0/0/0
Panagiotis Eskitzis	Asst.	11	16	406	56	3/3/8/702	8.6	56	406	3/3/10/756	8.9	11/16/421	H	9/8/249	9/8/249		
Lazaros Lavasidis	Asst.	3	2	204	3	4/4/15/898	15.0	3	204	4/4/14/837	14.2	8/8/702	H	4/2/155	8/8/515	1/0/3	1/0/3
Ioanna Ioannou	Asst.	2	1	59	8	5/5/16/908	15.3	8	59	5/5/15/900	15.3	2/1/59	M	19/25/1,124	19/25/1,126		

Occupational Therapy (UNIWA) - OT - 6 matched of 8 TRS

Member	Grade	A: h	A: i10	A: cites	A: pubs	A: rank h d/u/a/all	A: comp.	B: P_i	B: C_i	B: rank C d/u/a/all	B: comp.	GS profile h/i10/cites	Conf.	OA 2012-25 h/i10/cites	OA life h/i10/cites	S2 2012-25 h/i10/cites	S2 life h/i10/cites
Vlotinou Pinelopi Epikouri	Asst.	14	20	635	57	1/27/1/594	1.0	57	635	1/34/1/662	1.0	14/20/645	H	11/11/366	11/11/369	10/11/388	10/11/390
Athanasopoulou Christina Anaplirotria	Assoc.	10	11	535	29	2/53/2/745	2.2	29	535	2/42/2/706	2.2	10/11/535	H	8/7/418	9/9/520	11/12/537	11/13/561
Ioanna Giannoula Katsouri	Asst.	6	4	99	47	3/67/3/850	2.6	47	99	3/72/3/886	2.6	6/4/109	H	1/0/7	1/0/8		

Occupational Therapy (UoWM) - OT - 3 matched of 3 TRS

No member of this department has a public Google Scholar profile; the OpenAlex and Semantic Scholar values are in Appendices C and D and the companion files.

Speech and Language Therapy (UPatras) - SLT - 7 matched of 8 TRS

Member	Grade	A: h	A: i10	A: cites	A: pubs	A: rank h d/u/a/all	A: comp.	B: P_i	B: C_i	B: rank C d/u/a/all	B: comp.	GS profile h/i10/cites	Conf.	OA 2012-25 h/i10/cites	OA life h/i10/cites	S2 2012-25 h/i10/cites	S2 life h/i10/cites
Papathanasiou Ilias	Prof.	19	24	1,556	44	1/25/2/429	2.0	44	1,556	1/21/2/437	2.0	22/34/1,936	H	12/13/962	18/19/1,267		
Trimmis Nikolaos	Prof.	8	6	185	24	2/59/5/799	5.0	24	185	2/61/5/842	4.6	9/7/243	H	6/2/105	6/2/105	5/2/94	6/3/104
Papakyritsis Ioannis	Asst.	6	2	116	14	3/66/6/850	6.3	14	116	3/70/6/879	6.3	6/3/126	H	4/3/80	4/3/85		

Speech and Language Therapy (UoP) - SLT - 9 matched of 9 TRS

Member	Grade	A: h	A: i10	A: cites	A: pubs	A: rank h d/u/a/all	A: comp.	B: P_i	B: C_i	B: rank C d/u/a/all	B: comp.	GS profile h/i10/cites	Conf.	OA 2012-25 h/i10/cites	OA life h/i10/cites	S2 2012-25 h/i10/cites	S2 life h/i10/cites
Konstantopoulos Konstantinos	Assoc.	21	47	2,213	175	1/6/1/377	1.0	175	2,213	1/5/1/328	1.0	32/98/4,643	H	43/94/7,647	64/178/14,864		

Member	Grade	A: h	A: i10	A: cites	A: pubs	A: rank h d/u/a/all	A: comp.	B: P_i	B: C_i	B: rank C d/u/a/all	B: comp.	GS profile h/i10/cites	Conf.	OA 2012-25 h/i10/cites	OA life h/i10/cites	S2 2012-25 h/i10/cites	S2 life h/i10/cites
Stefanatou Pentagiotissa	Asst.	14	22	635	43	2/9/3/594	3.0	43	635	2/8/3/662	3.0	14/22/635	H	10/11/296	10/11/296	0/0/0	0/0/0
Iliadou Eleftheria	Asst.	9	7	207	25	3/18/4/778	4.0	25	207	3/19/4/834	4.0	9/7/207	M	8/5/166	8/5/166	8/7/144	8/7/144
Karpathiou Nomiki	Asst.	4	4	74	16	4/20/7/883	6.6	16	74	4/20/7/895	6.6	4/4/78	H	3/1/26	3/1/29		

Speech and Language Therapy (UoI) - SLT - 0 TRS at retrieval

This department lists no tenured faculty at retrieval (verified on the department and school pages).

5F. External ranking systems: every faculty member found (Top 2% career list, Research.com)

Table 16 lists every member present in at least one of the two systems - 116 members in total - with the value on which each system ranks them; a dash marks a system in which the member is absent. 19 members appear in both. The members' own Google Scholar, OpenAlex and Semantic Scholar values are in Section 5E and are not repeated here.

Table 16. Faculty members in the Top 2% career list or in the Research.com Greece rankings: each system's ranking values.

Univ.	Department	Member	Area	Top 2%	Top 2% rank (ns) / c	Top 2% field	Research.com	RC nat. rank / D-index	RC discipline
AUTH	Dentistry	Papadopoulos A. Moschos	DENT	yes	201,988 / 3.197	Dentistry	-	-	-
AUTH	Medicine	Chatzichristou Dimitrios	MED	yes	83,206 / 3.538	Urology & Nephrology	-	-	-
AUTH	Medicine	Chatzimouratidis Konstantinos	MED	yes	127,224 / 3.382	Urology & Nephrology	-	-	-
AUTH	Medicine	Chytiroglou Prodromos	MED	yes	165,402 / 3.279	Pathology	-	-	-
AUTH	Medicine	Daios Georgios	MED	yes	65,249 / 3.622	Neurology & Neurosurgery	-	-	-
AUTH	Medicine	Fountoulakis Konstantinos	MED	yes	45,800 / 3.737	Psychiatry	-	-	-
AUTH	Medicine	Gkika Eleni	MED	yes	199,120 / 3.203	Analytical Chemistry	-	-	-
AUTH	Medicine	Gkrimpizis Grigorios	MED	yes	189,391 / 3.224	Obstetrics & Reproductive Medicine	-	-	-
AUTH	Medicine	Kolympianakis Evstratios	MED	yes	125,653 / 3.387	Obstetrics & Reproductive Medicine	-	-	-
AUTH	Medicine	Konstas Anastasios-Georgios	MED	yes	221,777 / 3.157	Ophthalmology & Optometry	-	-	-
AUTH	Medicine	Koutelidakis Ioannis	MED	yes	71,019 / 3.593	Sport Sciences	yes	49 / 79	medicine
AUTH	Medicine	Natsis Konstantinos	MED	yes	187,117 / 3.229	Anatomy & Morphology	-	-	-
AUTH	Medicine	Paraskevas Georgios	MED	yes	428,805 / 2.862	Anatomy & Morphology	-	-	-
AUTH	Medicine	Polyzos Stergios	MED	yes	98,376 / 3.478	Endocrinology & Metabolism	-	-	-
AUTH	Medicine	Tziomalos Konstantinos	MED	yes	84,180 / 3.534	Cardiovascular System & Hematology	-	-	-
AUTH	Medicine	Venetis Christos	MED	yes	181,423 / 3.242	Obstetrics & Reproductive Medicine	-	-	-
AUTH	Pharmacy	Fatouros Dimitrios	PHARM	yes	292,982 / 3.036	Pharmacology & Pharmacy	-	-	-
AUTH	Pharmacy	Vizirianakis Ioannis	PHARM	yes	328,148 / 2.985	Pharmacology & Pharmacy	-	-	-
DUTH	Medicine	Giatromanolaki Alexandra	MED	yes	40,418 / 3.774	Oncology & Carcinogenesis	yes	35 / 86	medicine
DUTH	Medicine	Koukourakis Michail	MED	yes	14,454 / 4.063	Oncology & Carcinogenesis	yes	38 / 85	medicine
DUTH	Medicine	Manolopoulos Evangelos	MED	yes	348,770 / 2.957	Pharmacology & Pharmacy	-	-	-
HMU	Nutrition and Dietetics Sciences	Raikos Vasileios	NUTR	yes	160,858 / 3.290	Food Science	-	-	-
HUA	Nutrition and Dietetics	Dedousis Georgios	NUTR	yes	100,755 / 3.469	Developmental Biology	yes	13 / 113	medicine
HUA	Nutrition and Dietetics	Karathanos Vaios	NUTR	yes	58,759 / 3.657	Food Science	-	-	-
HUA	Nutrition and Dietetics	Manios Ioannis	NUTR	yes	47,528 / 3.725	Nutrition & Dietetics	yes	17 / 105	medicine
IHU	Nutritional Sciences and Dietetics	Katsiki Niki	NUTR	yes	190,445 / 3.221	Cardiovascular System & Hematology	-	-	-
NKUA	Dentistry	Chalazonitis Dimitrios	DENT	yes	158,209 / 3.297	Dentistry	-	-	-
NKUA	Dentistry	Kosioni Anastasia	DENT	yes	317,465 / 3.000	Dentistry	-	-	-
NKUA	Dentistry	Zinelis Spyros	DENT	yes	210,215 / 3.180	Dentistry	-	-	-
NKUA	Medicine	Antoniadou Anastasia	MED	yes	169,363 / 3.270	Microbiology	-	-	-
NKUA	Medicine	Bamias Aristotelis	MED	yes	166,715 / 3.276	Oncology & Carcinogenesis	-	-	-
NKUA	Medicine	Boumpas Dimitrios	MED	yes	51,034 / 3.702	Arthritis & Rheumatology	yes	4 / 98	immunology
NKUA	Medicine	Charmandari Evangelia	MED	yes	88,403 / 3.517	Endocrinology & Metabolism	-	-	-
NKUA	Medicine	Chatziralli Eirini	MED	yes	137,674 / 3.352	Ophthalmology & Optometry	-	-	-
NKUA	Medicine	Chologkitas Evangelos	MED	yes	110,001 / 3.437	Gastroenterology & Hepatology	-	-	-

Univ.	Department	Member	Area	Top 2%	Top 2% rank (ns) / c	Top 2% field	Research.com	RC nat. rank / D-index	RC discipline
NKUA	Medicine	Dalla Christina	MED	-	-	-	yes	4 / 40	neuroscience
NKUA	Medicine	Daskalakis Georgios	MED	yes	72,041 / 3.588	Nuclear & Particle Physics	-	-	-
NKUA	Medicine	Dimopoulos Georgios	MED	-	-	-	yes	11 / 115	medicine
NKUA	Medicine	Dimopoulos Meletios-athanasios	MED	yes	12,982 / 4.091	Immunology	yes	3 / 173	medicine
NKUA	Medicine	Filippatos Gerasimos	MED	yes	53,258 / 3.689	Cardiovascular System & Hematology	yes	4 / 163	medicine
NKUA	Medicine	Gazouli Maria	MED	yes	162,042 / 3.287	Oncology & Carcinogenesis	-	-	-
NKUA	Medicine	Giamarellos-mpourmpoulis Evangelos	MED	yes	21,151 / 3.961	Microbiology	yes	6 / 88	microbiology
NKUA	Medicine	Gorgoulis Vasileios	MED	-	-	-	yes	33 / 87	medicine
NKUA	Medicine	Iliopoulos Dimitrios	MED	yes	49,597 / 3.711	Oncology & Carcinogenesis	-	-	-
NKUA	Medicine	Kaltsas Grigorios	MED	-	-	-	yes	39 / 85	medicine
NKUA	Medicine	Kollias Georgios	MED	yes	26,946 / 3.894	Immunology	yes	3 / 102	immunology
NKUA	Medicine	Kymionis Georgios	MED	yes	86,645 / 3.524	Ophthalmology & Optometry	-	-	-
NKUA	Medicine	Lagiou Pagona	MED	-	-	-	yes	9 / 120	medicine
NKUA	Medicine	Lamprinoudaki Eirini	MED	yes	104,816 / 3.455	Obstetrics & Reproductive Medicine	-	-	-
NKUA	Medicine	Malagari Aikaterini	MED	yes	210,541 / 3.179	Nuclear Medicine & Medical Imaging	-	-	-
NKUA	Medicine	Mavrogenis Andreas	MED	yes	196,738 / 3.208	Orthopedics	-	-	-
NKUA	Medicine	Mitsikostas Dimos-dimitrios	MED	yes	104,433 / 3.456	Neurology & Neurosurgery	-	-	-
NKUA	Medicine	Naska Androniki	MED	yes	267,757 / 3.076	Food Science	-	-	-
NKUA	Medicine	Nikolopoulos Thomas	MED	yes	93,189 / 3.498	Otorhinolaryngology	-	-	-
NKUA	Medicine	Papadopoulos Nikolaos	MED	yes	44,381 / 3.747	Allergy	yes	2 / 110	immunology
NKUA	Medicine	Papangelopoulos Panagiotis	MED	yes	203,178 / 3.194	Orthopedics	-	-	-
NKUA	Medicine	Papatheodoridis Georgios	MED	yes	26,365 / 3.900	Gastroenterology & Hepatology	yes	24 / 98	medicine
NKUA	Medicine	Papavasileiou Athanasios	MED	yes	28,533 / 3.877	Oncology & Carcinogenesis	-	-	-
NKUA	Medicine	Paraskevis Dimitrios	MED	-	-	-	yes	7 / 53	immunology
NKUA	Medicine	Parisis Ioannis	MED	yes	135,886 / 3.357	Cardiovascular System & Hematology	-	-	-
NKUA	Medicine	Pournaras Spyridon	MED	-	-	-	yes	9 / 61	microbiology
NKUA	Medicine	Samoli Evangelia	MED	yes	232,286 / 3.137	Environmental Sciences	-	-	-
NKUA	Medicine	Sfikakis Petros	MED	yes	22,279 / 3.947	Arthritis & Rheumatology	yes	43 / 81	medicine
NKUA	Medicine	Sgouros Spyridon	MED	yes	100,313 / 3.471	Neurology & Neurosurgery	-	-	-
NKUA	Medicine	Siafakas Nikolaos	MED	yes	52,658 / 3.692	Respiratory System	-	-	-
NKUA	Medicine	Siasos Gerasimos	MED	yes	191,783 / 3.218	Cardiovascular System & Hematology	-	-	-
NKUA	Medicine	Skarmeas Nikolaos	MED	yes	32,802 / 3.837	Neurology & Neurosurgery	yes	23 / 98	medicine
NKUA	Medicine	Skolarikos Andreas	MED	yes	111,653 / 3.431	Urology & Nephrology	-	-	-
NKUA	Medicine	Sotiropoulos Georgios	MED	yes	271,541 / 3.070	Surgery	-	-	-
NKUA	Medicine	Stefanis Leonidas	MED	yes	19,548 / 3.983	Neurology & Neurosurgery	-	-	-
NKUA	Medicine	Stratigos Alexandros	MED	yes	139,452 / 3.347	Dermatology & Venereal Diseases	-	-	-
NKUA	Medicine	Syrigos Konstantinos	MED	yes	118,832 / 3.408	Oncology & Carcinogenesis	-	-	-
NKUA	Medicine	Terpos Evangelos	MED	yes	17,299 / 4.016	Immunology	yes	10 / 115	medicine
NKUA	Medicine	Theocharis Stamatios	MED	yes	195,150 / 3.211	Oncology & Carcinogenesis	-	-	-
NKUA	Medicine	Tsakris Athanasios	MED	yes	123,505 / 3.393	Microbiology	yes	7 / 72	microbiology
NKUA	Medicine	Tsiodras Sotirios	MED	yes	69,634 / 3.600	Microbiology	-	-	-
NKUA	Medicine	Tsioufis Konstantinos	MED	yes	58,748 / 3.657	Cardiovascular System & Hematology	-	-	-
NKUA	Medicine	Tsivgoulis Georgios	MED	yes	95,275 / 3.490	Neurology & Neurosurgery	yes	1 / 93	neuroscience
NKUA	Medicine	Tyligada Aikaterini	MED	yes	384,501 / 2.912	Pharmacology & Pharmacy	-	-	-
NKUA	Medicine	Tzioufas Athanasios	MED	yes	68,168 / 3.607	Arthritis & Rheumatology	yes	37 / 86	medicine
NKUA	Medicine	Tzouvelekis Leonidas	MED	-	-	-	yes	10 / 54	microbiology
NKUA	Medicine	Vlachopoulos Charalampos	MED	yes	30,347 / 3.860	Cardiovascular System & Hematology	yes	28 / 90	medicine
NKUA	Medicine	Zaoutis Theoklis-ilias	MED	yes	30,944 / 3.854	Pediatrics	-	-	-
NKUA	Nursing	Galanis Petros	NURS	yes	190,067 / 3.222	General & Internal Medicine	-	-	-
UNIWA	Biomedical Sciences	Papanastasiou Anastasios Anaplirotis	BIOMED	yes	139,016 / 3.348	Polymers	-	-	-
UNIWA	Midwifery	Xanthos Theodoros Kathigitis	MIDW	yes	277,344 / 3.060	Emergency & Critical Care Medicine	-	-	-
UPatras	Medicine	Kakkos Stavros	MED	yes	123,641 / 3.393	Cardiovascular System & Hematology	-	-	-
UPatras	Medicine	Katsanos Konstantinos	MED	yes	140,867 / 3.343	Nuclear Medicine & Medical Imaging	-	-	-
UPatras	Medicine	Kechagias Ioannis	MED	yes	215,748 / 3.169	Materials	-	-	-
UPatras	Medicine	Liatsikos Evangelos	MED	yes	154,096 / 3.307	Urology & Nephrology	-	-	-
UPatras	Medicine	Sakellaropoulos Georgios	MED	yes	382,048 / 2.915	Energy	-	-	-
UPatras	Pharmacy	Antimisiari Sofia	PHARM	yes	168,602 / 3.271	Pharmacology & Pharmacy	-	-	-
UPatras	Pharmacy	Avgoustakis Konstantinos	PHARM	yes	127,202 / 3.382	Pharmacology & Pharmacy	-	-	-

Univ.	Department	Member	Area	Top 2%	Top 2% rank (ns) / c	Top 2% field	Research.com	RC nat. rank / D-index	RC discipline
UPatras	Pharmacy	Patrinos Georgios	PHARM	yes	158,833 / 3.295	Genetics & Heredity	-	-	-
UTh	Medicine	Bogdanos Dimitrios	MED	-	-	-	yes	5 / 68	immunology
UTh	Medicine	Karachalios Theofilos	MED	yes	190,973 / 3.220	Orthopedics	-	-	-
UTh	Medicine	Pitsikas Nikolaos	MED	yes	114,285 / 3.422	Neurology & Neurosurgery	-	-	-
UTh	Medicine	Sakkas Lazaros	MED	yes	105,655 / 3.452	Arthritis & Rheumatology	-	-	-
UTh	Medicine	Zintzaras Ilias	MED	yes	30,190 / 3.861	Genetics & Heredity	-	-	-
UTh	Physiotherapy	Paras Georgios	PHYSIO	yes	125,158 / 3.388	Materials	-	-	-
UoC	Medicine	Bertsias Georgios	MED	yes	97,942 / 3.480	Arthritis & Rheumatology	-	-	-
UoC	Medicine	Chamilos Georgios	MED	-	-	-	yes	12 / 52	microbiology
UoC	Medicine	Damilakis Ioannis	MED	yes	148,161 / 3.323	Nuclear Medicine & Medical Imaging	-	-	-
UoC	Medicine	Filippatos Theodosios	MED	yes	181,878 / 3.241	Cardiovascular System & Hematology	-	-	-
UoC	Medicine	Kalaitzakis Evangelos	MED	yes	154,666 / 3.306	Gastroenterology & Hepatology	-	-	-
UoC	Medicine	Karantanas Apostolos	MED	yes	120,463 / 3.402	Nuclear Medicine & Medical Imaging	-	-	-
UoC	Medicine	Koutroumpakis Ioannis	MED	yes	64,731 / 3.625	Gastroenterology & Hepatology	-	-	-
UoC	Medicine	Kranioti Elena	MED	yes	509,104 / 2.780	Legal & Forensic Medicine	-	-	-
UoC	Medicine	Mavroudis Dimitrios	MED	yes	72,384 / 3.586	Oncology & Carcinogenesis	-	-	-
UoC	Medicine	Simos Panagiotis	MED	-	-	-	yes	2 / 63	neuroscience
UoC	Medicine	Sougklakos Ioannis	MED	yes	171,336 / 3.265	Oncology & Carcinogenesis	-	-	-
UoC	Medicine	Tavernarakis Nektarios	MED	yes	22,524 / 3.944	Developmental Biology	-	-	-
UoI	Medicine	Argyropoulou Maria	MED	yes	170,928 / 3.266	Nuclear Medicine & Medical Imaging	-	-	-
UoI	Medicine	Emfietzoglou Dimitris	MED	yes	168,400 / 3.272	Applied Physics	-	-	-
UoI	Medicine	Liamis Georgios	MED	yes	417,423 / 2.874	General & Internal Medicine	-	-	-
UoI	Medicine	Voulgari Paraskevi	MED	yes	145,519 / 3.330	Arthritis & Rheumatology	-	-	-

Top 2% values are from the career-long list (August 2025 update, publications to end-2024, without self-citations); Research.com values are the best national rank and the highest D-index across the member's discipline lists, read 28 August 2026.

5G. The Greek faculty against Europe: the best unit per country in the Top 2% career list

Section 5D asked whether the Greek faculty appear in the global systems; this section asks how Greece's best compare with every other European country's best in the same disciplines. The workflow necessarily starts from the system's complete list, restricted to the Science-Metrix fields that cover medicine and the health sciences - Clinical Medicine, Biomedical Research, Public Health & Health Services, Psychology & Cognitive Sciences, Nutrition & Dietetics - and picks, for each of the 49 European countries considered (the 27 EU members and 22 non-EU states, including the transcontinental ones), the best-ranked faculty member by the system's own metric and the leading institution, defined as the one with the most listed scientists in those fields; the list records institutions, not departments. Research.com publishes national lists per discipline rather than a single cross-country ranking, so the Europe-wide comparison rests on the Top 2% career list, which is published as one global table and is therefore the system that supports a like-for-like country comparison.

Greece's position (Figure 39): with 288 scientists in the medical and health fields of the Top 2% career list, Greece stands 15th of the 44 European countries with at least one listed scientist; its best-ranked scientist (Chrousos, George P., School of Medicine, rank 242, c = 4.89) places the country 11th on the best c-score, and its leading institution (National and Kapodistrian University of Athens) has 55 listed scientists. Table 17 gives every country's best units; Figures 40 and 41 the country comparisons and the distances from Greece.

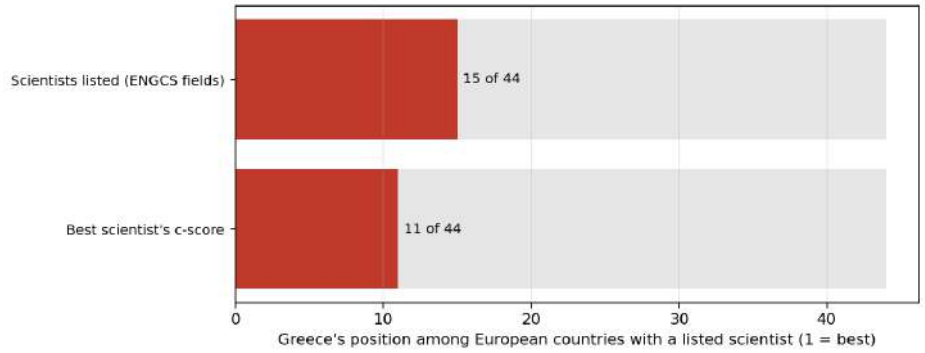

Figure 39. Greece's position among the European countries on the two country-level metrics of the Top 2% career list restricted to the medical and health fields (red = Greece).

Table 17. World's Top 2% Scientists, career-long list, medical and health fields: scientists listed, best-ranked scientist and leading institution per European country (49 countries; August 2025 update, values without self-citations).

Country	EU	Listed	Best-ranked scientist	Institution	Rank (ns)	c-score	h24	Subfield	Leading institution (n listed)
United Kingdom	-	9748	Friston, K. J.	UCL Queen Square Institute of Neurology	6	5.425	206	Neurology & Neurosurgery	University College London (382)
Germany	EU	5025	Mann, Matthias	Max-Planck-Institut für Biochemie	140	4.980	216	Developmental Biology	Charité – Universitätsmedizin Berlin (170)
France	EU	2957	Kroemer, Guido	Institut de Cancerologie Gustave Roussy	34	5.220	241	Immunology	Université Paris Cité (157)
Italy	EU	2718	Mantovani, Alberto R.	Humanitas Research Hospital	97	5.042	175	Immunology	Università degli Studi di Milano (135)
Netherlands	EU	2414	Clevers, Hans C.	University Medical Center Utrecht	46	5.162	201	Developmental Biology	Erasmus MC (194)
Sweden	EU	1846	von Heijne, Gunnar	Science for Life Laboratory	444	4.776	100	Biochemistry & Molecular Biolo	Karolinska Institutet (388)
Switzerland	-	1788	Hanahan, Douglas A.	Schweizerisches Institut für Experimente	87	5.059	101	Oncology & Carcinogenesis	Universität Zürich (176)
Spain	EU	1168	Esteller, Manel B.	Universitat de Barcelona	137	4.984	143	Oncology & Carcinogenesis	Universitat de Barcelona (60)
Denmark	EU	1140	Kehlet, Henrik Fs	Københavns Universitet, Section for Surg	235	4.894	125	Anesthesiology	Københavns Universitet (179)
Belgium	EU	1062	Vincent, Jean Louis	Université Libre de Bruxelles	91	5.053	156	Emergency & Critical Care Medi	KU Leuven (121)
Finland	EU	748	Laakso, M. M.	Itä-Suomen yliopisto	462	4.771	163	Endocrinology & Metabolism	Helsingin Yliopisto (146)
Norway	-	638	Deci, Edward L.	University of South-Eastern Norway	231	4.897	98	Social Psychology	Universitetet i Oslo (133)
Austria	EU	596	Lassmann, Hans P.	Medizinische Universität Wien	522	4.746	143	Neurology & Neurosurgery	Medizinische Universität Wien (151)
Ireland	EU	398	O'Neill, Luke A.	Trinity College Dublin	345	4.829	130	Immunology	Trinity College Dublin (55)
Greece	EU	288	Chrousos, George P.	School of Medicine	242	4.890	152	Endocrinology & Metabolism	National and Kapodistrian University of Athens (55)
Poland	EU	227	Reiner, Željko	Instytut Centrum Zdrowia Matki Polki	10,383	4.147	80	Cardiovascular System & Hemato	Jagiellonian University Medical College (19)
Turkey	-	163	Parvizi, Javad	Acıbadem Mehmet Ali Aydınlar Üniversites	3,474	4.392	112	Orthopedics	Hacettepe Üniversitesi (19)
Portugal	EU	139	Ferro, José Manuel	Universidade de Lisboa	7,392	4.229	84	Neurology & Neurosurgery	Universidade do Porto (20)
Hungary	EU	128	Freund, Tamás F.F.	Institute of Experimental Medicine	3,683	4.380	95	Neurology & Neurosurgery	Semmelweis Egyetem (34)
Czechia	EU	123	Sabatini, David M.	Institute of Organic Chemistry and Bioch	1,100	4.613	138	Developmental Biology	Charles University (29)
Russia	-	80	Skulachev, Vladimir P.	Lomonosov Moscow State University	4,481	4.339	62	Biochemistry & Molecular Biolo	Sechenov First Moscow State Medical University (8)
Croatia	EU	47	Poser, Charles M.	Ministry of Health	25,852	3.906	30	Neurology & Neurosurgery	University of Zagreb School of Medicine (8)
Slovenia	EU	41	Turk, Boris	Institut Jožef Stefan	13,727	4.077	63	Biochemistry & Molecular Biolo	Univerza v Ljubljani (8)
Iceland	-	36	BjÖrnssÖn, Einar Stefán	Landspitali - The National University Ho	5,980	4.275	84	Gastroenterology & Hepatology	Haskoli Islands (8)
Romania	EU	31	Joosten, Leo A.B.	Iuliu Hatieganu University of Medicine a	18,625	3.996	123	Immunology	Universitatea de Medicina si Farmacie Iuliu Hatieganu din Cluj-Napoca (5)
Slovakia	EU	25	Sykova´, Eva	Institute of Neuroimmunology Slovak Acad	15,100	4.052	63	Neurology & Neurosurgery	Institute of Neuroimmunology Slovak Academy of Sciences (2)
Cyprus	EU	24	Nicolaïdes, Andrew N.	University of Nicosia Medical School	6,390	4.261	85	Cardiovascular System & Hemato	University of Nicosia Medical School (6)
Serbia	-	21	Picano, Eugenio	University of Belgrade	9,988	4.157	72	Cardiovascular System & Hemato	University of Kragujevac (5)
Luxembourg	EU	17	Heneka, Michael Thomas	University of Luxembourg	6,768	4.248	94	Neurology & Neurosurgery	Luxembourg Institute of Health (5)
Bulgaria	EU	9	Zlatanova, Jordanka S.	Institute of Plant Physiology and Geneti	85,340	3.529	40	Biochemistry & Molecular Biolo	Medical University of Sofia (3)
Estonia	EU	9	Forbes, Alastair	Tartu Ülikool	27,424	3.889	79	Gastroenterology & Hepatology	Tartu Ülikool (5)
Georgia	-	6	Gold, Benjamín D.	LLC; Children's Center for Digestive Hea	78,028	3.560	46	Gastroenterology & Hepatology	Atlanta Center for Minimally Invasive Surgery and Reproductive Medicine (1)
Lithuania	EU	6	Borutaïte, Vilmanté J.	Lietuvos Sveikatos Mokslų Universitetas	100,693	3.470	36	Biochemistry & Molecular Biolo	Vilniaus Universitetas (2)
Malta	EU	6	Cuschieri, Sarah	L-Università ta' Malta	74,333	3.577	22	Public Health	Mater Dei Hospital (4)

Country	EU	Listed	Best-ranked scientist	Institution	Rank (ns)	c-score	h24	Subfield	Leading institution (n listed)
Ukraine	-	5	Lushchak, Volodymyr I.	Vasyl Stefanyk Precarpathian National Un	12,917	4.092	40	Biochemistry & Molecular Biolo	Bogomolets National Medical University (1)
Bosnia and Herzegovina	-	4	Kurjak, Asim	Sarajevo School of Science and Technolog	74,843	3.575	43	Obstetrics & Reproductive Medi	Academy of Sciences and Arts of Bosnia and Herzegovina (1)
Monaco	-	4	Glückman, Éliane G.	Centre Scientifique de Monaco	3,855	4.370	107	Immunology	Centre Scientifique de Monaco (2)
Azerbaijan	-	3	Endsley, Mica R.	SA Technologies	4,069	4.358	42	Human Factors	Azerbaijan Medical University (1)
Armenia	-	2	Trchounian, Armen	Yerevan State University	210,727	3.179	27	Biochemistry & Molecular Biolo	Yerevan State University (2)
Liechtenstein	-	2	Heintze, Siegward Dietmar	R&D	50,241	3.707	38	Dentistry	Private University of the Principality of Liechtenstein (1)
Andorra	-	1	Piqué, Josep María	Escaldes-Engordany	97,645	3.481	56	Gastroenterology & Hepatology	Escaldes-Engordany (1)
Belarus	-	1	Nichelmann, Martin	Belarusian State Medical University	612,465	2.692	14	General & Internal Medicine	Belarusian State Medical University (1)
Latvia	EU	1	Lagunas-Rangel, Francisco Alejandro	Latvian Institute of Organic Synthesis	237,310	3.128	14	Mycology & Parasitology	Latvian Institute of Organic Synthesis (1)
North Macedonia	-	1	Spasovski, Goce B.	State University Hospital Skopje	189,709	3.223	34	Urology & Nephrology	State University Hospital Skopje (1)
Albania	-	0	-	-	-	-	-	-	-
Kosovo	-	0	-	-	-	-	-	-	-
Moldova	-	0	-	-	-	-	-	-	-
Montenegro	-	0	-	-	-	-	-	-	-
San Marino	-	0	-	-	-	-	-	-	-

Source: Ioannidis (2025), August 2025 update (v8), career-long list, fields Clinical Medicine, Biomedical Research, Public Health & Health Services, Psychology & Cognitive Sciences, Nutrition & Dietetics. '-' = no scientist of the country in those fields.

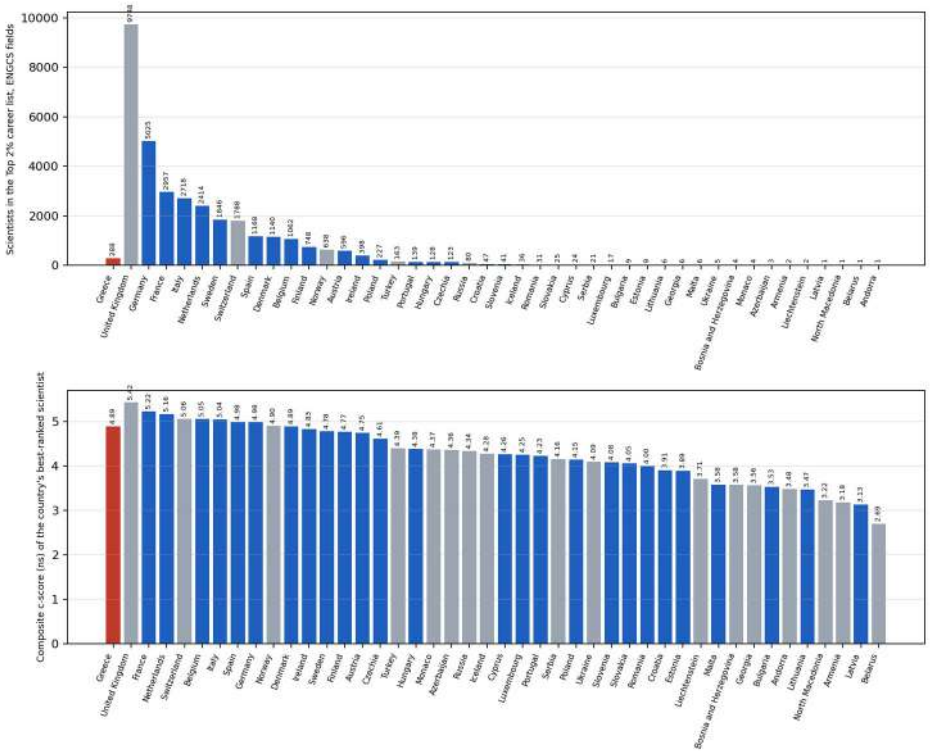

Figure 40. Top 2% career list, medical and health fields: scientists listed per European country (top) and the composite c-score of each country's best-ranked scientist (bottom).

Figure 41 expresses the same comparison as distances from Greece, in the units of the system's own metric: for every country the c-score of its best scientist minus the Greek value, Greece at zero. 10 countries' best scientists score above Greece's best (4.89) and 33 below.

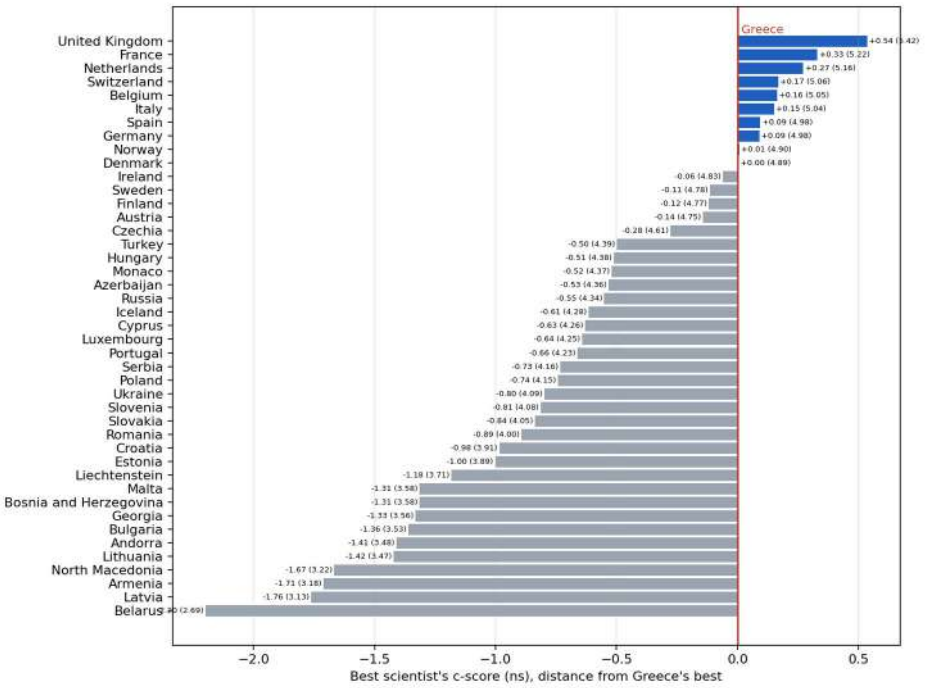

Figure 41. Distance of each country's best-ranked scientist from Greece's, on the Top 2% composite c-score (ns), medical and health fields. Greece at zero; blue = above Greece, orange = below.

6. Discussion

6A. Altanopoulou, Dontsidou & Tselios (2012) ranking methodology

Three properties of the author-level design are confirmed on the new sources and window. First, dispersion: within each multi-department area the mean 2012-2025 h of departments differs by a factor of 1.6 in Medicine, 1.3 in Dentistry, 1.4 in Pharmacy, 2.5 in Nursing, 1.9 in Nutrition and dietetics, 3.2 in Physiotherapy, 1.1 in Public and one health, 1.3 in Biomedical sciences, 1.2 in Midwifery, 1.1 in Speech and language therapy, the same order of magnitude as the spreads the design has produced in every field where it has been applied. Second, the public-reporting variable keeps its sign in 6 of the 11 testable areas on the 2026 operationalisation and is significant in 1 (Section 5A.4). Third, the design is inherently individual: the department means of Table 4 are driven by a minority of members - across the areas the top decile of academics accounts for 60% of all 2012-2025 citations - which is why the individual ranking of Section 5A.5 is a disaggregation rather than a new measurement. The lifetime run (Tables 4l-4v) reproduces the exact 2012 design and yields higher levels with a similar ordering, and the two open sources reproduce the ordering of the departments, though not of individuals, to a similar degree (Section 5C).

6B. Koukoutsidis (2022) ranking methodology

The department-level design again shows its two indicators disagreeing systematically: citations per member rewards small, loosely co-authoring departments and citations per paper does not; across the 41 departments evaluated under both designs the two design-B indicators correlate with the design-A mean h at rho = 0.83 and 0.64 respectively. The binding constraint of the 2022 study - the identifier roster - was the binding constraint here too, and more severely than in any other field of this series: 1,371 of the 2,286 members have no public Google Scholar profile and 137 are matched at low confidence, both groups concentrated in the clinical faculty of the medical schools and in the health-professions departments of the universities that absorbed the former technological institutes, whose output is partly clinical, in Greek, or in non-indexed outlets. Design B absorbs this constraint by construction: every TRS member counts in the denominator, so a department cannot improve its position by the invisibility of its members.

6C. Joint discussion: the two designs, the three sources and the global ranking systems

Across the 41 departments evaluated under both designs, the Spearman correlation between the design-A mean h and the design-B citations per member is 0.83 and between mean h and citations per paper 0.64. The designs agree on the extremes and disagree in the middle, where the union rule of design B (which discounts intra-departmental co-authorship) and the mean rule of design A (which weights every member equally, but only the matched ones) pull in different directions - and in this field the matched share itself varies widely across departments, which is a third source of divergence absent from the technical volumes. The result sharpens the conclusion of both original studies: a department's rank in Greek medicine and the health sciences is as much a property of the instrument as of the department, and a defensible assessment needs both designs and the individual distributions behind the departmental means, which this chapter makes available for every evaluated faculty member.

The remaining layers bound and situate this two-design result rather than alter it. The departmental orderings survive the change of instrument: the mean 2012-2025 h per department under Google Scholar correlates with the OpenAlex ordering at rho = 0.81 and with the Semantic Scholar ordering at rho = 0.31 (Section 5C), while individual positions move considerably more, which is why the complete per-member layer of Section 5E reports the three sources side by side. The two global ranking systems reach only the top of that layer - 105 members in the Top 2% career list and 30 in the Research.com Greece rankings, with an overlap of 19 (Sections 5D and 5F) - the Research.com side being structurally thin because only five of its Greek discipline lists touch these areas at all. The Europe-wide comparison places this in proportion: Greece stands 15th of 44 European countries on the number of listed scientists in the medical and health fields and 11th on the c-score of its best-ranked scientist (Section 5G).

7. Conclusions

7A. Altanopoulou, Dontsidou & Tselios (2012) ranking methodology

The 2012 design remains executable in 2026 with two substantive adaptations - an explicit publication window and a public research profile in place of website reporting - and one retrieval substitution. No numerical design-A baseline exists for these departments, so Section 5A is, to our knowledge, the first author-level bibliometric assessment of the complete tenured faculty of Greek medicine and the health sciences; the 2012-2025 execution covers the medical and health-sciences faculty of the whole country, and its natural extension, the ranking of every academic within department, university, area and nation-wide, is delivered.

7B. Koukoutsidis (2022) ranking methodology

The 2022 design is executed for medicine and the health sciences for 2012-2025 on an open source with a reconstructed identifier roster, with both of its rankings and figures, and its own 2017-2021 panel is reproduced as the baseline (Section 5B.1). Once the roster exists, annual updates are cheap - the original author's main policy argument - and the 2022 funding regulation has made them pressing for Greek universities.

7C. Overall conclusion

Both designs point to the same facts - large dispersion between same-discipline departments and instrument-dependent rankings - and their individual extensions show where the departmental means come from. Executing design A on its original instrument and both designs on two open sources limits numerical comparability across instruments but makes the whole exercise reproducible, which neither original could offer; the agreement among Google Scholar, OpenAlex and Semantic Scholar at department level shows that the departmental orderings, unlike the levels and the individual positions, are not an artefact of the source chosen - a check that matters most in precisely this field, where Google Scholar adoption is a minority practice and OpenAlex, not Google Scholar, attains the widest coverage of the roster.

Beyond the two replicated designs, the chapter delivers the layers a complete bibliometric assessment of these disciplines needs: the same rankings under two further sources (Section 5C and Appendices C-D), the complete per-faculty-member results with the three sources side by side (Section 5E), the position of every member found in two global ranking systems (Sections 5D and 5F), and the standing of the best Greek scientist and institution against every European country (Section 5G). Read together, these layers give a consistent picture - departmental orderings that are robust to the instrument, individual positions that are not, a substantial top layer in the Top 2% career list, and a mid-field standing in Europe - which any funding or evaluation exercise built on bibliometrics for these departments will have to accommodate.

8. Research integrity, limitations, data availability and reproducibility

- Every number in Table 10 is taken from the cited published source (Koukoutsidis, 2022, Appendix B) and was re-verified against the published table; no design-A baseline exists for these departments (Section 5A.1), so no baseline number is estimated or imputed.
- Limitations. (i) Coverage: Google Scholar values exist only for members who maintain a public profile; OpenAlex (1,998) and Semantic Scholar (1,664) values depend on algorithmic author disambiguation. Every table names its source and the number of members it covers. (ii) The roster reflects the department websites of late August 2026, which lag appointments and retirements. (iii) Attribution: common Greek surnames and hospital affiliations make matching harder in this field than in the technical ones; every match carries a confidence flag and Appendix B lists every member whose attribution is not high-confidence. (iv) Field norms: citation levels in biomedicine exceed those of every other field of this series, so no number in this volume is comparable across volumes, only within it.
- Individual-level results concern public professional output and are reported with the same granularity as the global ranking systems. The two original studies reported department aggregates only; the individual extension is this chapter's, and every individual value is traceable to the member's own public profile or to the open bibliographic graphs.
- Companion files: the three results workbooks (Google Scholar; OpenAlex; Semantic Scholar), roster.csv, the department inventory, the design-B baseline table, the per-member CSVs with all ranks, the external-rankings extracts and the Europe country table can be obtained per field on request through greekacademicrankings.com/data-request. Access is free and granted to a named recipient for research use: each request is read individually, and an approved requester receives a single-use download link for the field or fields granted. The bundle is the machine-readable form of every table in this chapter, with a README stating contents, provenance and licence terms. The raw harvest records and the harvesting and analysis pipeline are held privately and licensed case by case, to institutions and researchers with a specific replication or methodological purpose. All data, code and text are the responsibility of the author.

References

Altanopoulou, P., Dontsidou, M., & Tselios, N. (2012). Evaluation of ninety-three major Greek university departments using Google Scholar. Quality in Higher Education, 18(1), 111-137.

Aria, M., & Cuccurullo, C. (2017). bibliometrix: An R-tool for comprehensive science mapping analysis. Journal of Informetrics, 11(4), 959-975.

Bartneck, C., & Kokkelmans, S. (2011). Detecting h-index manipulation through self-citation analysis. Scientometrics, 87(1), 85-98.

Batista, P. D., Campiteli, M. G., Kinouchi, O., & Martinez, A. S. (2006). Is it possible to compare researchers with different scientific interests? Scientometrics, 68(1), 179-189.

Egghe, L. (2006). Theory and practise of the g-index. Scientometrics, 69(1), 131-152.

Glänzel, W. (2006). On the opportunities and limitations of the H-index. Science Focus, 1(1), 10-11.

Harzing, A.-W. (2008). Google Scholar: a new data source for citation analysis. harzing.com.

Harzing, A.-W., & Alakangas, S. (2016). Google Scholar, Scopus and the Web of Science: a longitudinal and cross-disciplinary comparison. Scientometrics, 106(2), 787-804.

Hellenic Republic (2022). Definition of criteria, quality indicators and achievements for the distribution of the annual subsidisation of higher education institutions. Official Journal B 3131/20.06.2022.

Hirsch, J. E. (2005). An index to quantify an individual's scientific research output. PNAS, 102(46), 16569-16572.

Ioannidis, J. P. A. (2025). August 2025 data-update for 'Updated science-wide author databases of standardized citation indicators'. Elsevier Data Repository, V8. doi:10.17632/btchxktzyw.8.

Ioannidis, J. P. A., Baas, J., Klavans, R., & Boyack, K. W. (2019). A standardized citation metrics author database annotated for scientific field. PLoS Biology, 17(8), e3000384.

Jacso, P. (2005). Google Scholar: the pros and the cons. Online Information Review, 29(2), 208-214.

Jacso, P. (2006). Deflated, inflated, and phantom citation counts. Online Information Review, 30(3), 297-309.

Kinney, R., et al. (2023). The Semantic Scholar Open Data Platform. arXiv:2301.10140.

Kotsemir, M., & Shashnov, S. (2017). Measuring, analysis and visualization of research capacity of university at the level of departments and staff members. Scientometrics, 112(3), 1659-1689.

Koukoutsidis, I. (2022). Department-level comparison of universities' scientific output: A bibliometric study of Greek universities. arXiv:2212.12032.

Krampen, G. (2008). The evaluation of university departments and their scientists. Scientometrics, 76(1), 3-21.

Mann, H. B., & Whitney, D. R. (1947). On a test of whether one of two random variables is stochastically larger than the other. Annals of Mathematical Statistics, 18(1), 50-60.

Martín-Martín, A., Orduna-Malea, E., Thelwall, M., & Delgado López-Cózar, E. (2018). Google Scholar, Web of Science, and Scopus: A systematic comparison of citations in 252 subject categories. Journal of Informetrics, 12(4), 1160-1177.

Martín-Martín, A., Thelwall, M., Orduna-Malea, E., & Delgado López-Cózar, E. (2021). Google Scholar, Microsoft Academic, Scopus, Dimensions, Web of Science, and OpenCitations' COCI: a multidisciplinary comparison of coverage via citations. Scientometrics, 126(1), 871-906.

Pitsolanti, M., Papadopoulou, F., & Tselios, N. (2018). A scientometric evaluation of 50 Greek science and engineering university departments using Google Scholar. Journal of Scientometric Research, 7(1), 9-18.

Priem, J., Piwowar, H., & Orr, R. (2022). OpenAlex: A fully-open index of scholarly works, authors, venues, institutions, and concepts. arXiv:2205.01833.

Research.com (2026). Best Scientists rankings by discipline and country (Greece), 2026 edition. research.com/scientists-rankings.

Rose, M. E., & Kitchin, J. R. (2019). pybliometrics: Scriptable bibliometrics using a Python interface to Scopus. SoftwareX, 10, 100263.

Schreiber, M. (2007). Self-citation corrections for the Hirsch index. EPL, 78(3), 30002.

Tselios, N., & Altanopoulou, P. (2011). Evaluation of Greek education university departments using Google Scholar's h index. 2nd Panhellenic Conference on ICT in Education, Patras, 867-876 [in Greek].

Vanclay, J. K. (2007). On the robustness of the h-index. JASIST, 58(10), 1547-1550.

Zimmermann, C. (2013). Academic rankings with RePEc. Econometrics, 1(3), 249-280.

** Corresponding author. This chapter is part of the series "Academic Rankings of Greek University Departments and their Faculty" (v2026.1). Field volume 3 of 7: Medicine & Health Sciences.*

Appendices

Appendix A. Department inventory and roster sources (2026)

Univ.	Department (2026 name)	Area	TRS 2026	Roster source (26-29 Aug 2026)
AUTH	Medicine	MED	399	med.auth.gr/dep official member listing (21 pages)
DUTH	Medicine	MED	123	med.duth.gr/dep-2/ official per-rank member tables
NKUA	Medicine	MED	551	school.med.uoa.gr official XLSX MELI_DEP_IATRIKIS_SCHOLIS 2024-2025 (03/04/2025)
UPatras	Medicine	MED	131	https://www.med.upatras.gr/index.php?r=faculty/index&id=1&lang=el
UTh	Medicine	MED	162	katalogos.uth.gr central directory POST (deduplicated by person)
UoC	Medicine	MED	128	https://med.uoc.gr/tomeas-pathologia-dep/
UoI	Medicine	MED	153	med.uoi.gr/prosopiko/meli-dep/ official member table
AUTH	Dentistry	DENT	47	dent.auth.gr/dep official member table
NKUA	Dentistry	DENT	66	https://www.dent.uoa.gr/dental_faculty
AUTH	Pharmacy	PHARM	19	https://www.pharm.auth.gr/%ce%b1%ce%bd%ce%b1%cf%80%ce%bb%ce%b7%cf%81%cf%89%cf%84%ce%ad%cf%82-%ce%ba%ce%b1%ce%b8%ce%b7%ce%b3%ce%b7%cf%84%ce%ad%cf%82/
NKUA	Pharmacy	PHARM	36	https://www.pharm.uoa.gr/prosopiko/didaktiko_ereynitiko_prosopiko/didaktiko_kai_ereynitiko_prosopiko_dep_toy_tomea_farmakeytikis_chimeias_1
UPatras	Pharmacy	PHARM	25	https://www.pharmacy.upatras.gr/index.php/el/staff/personell/professors
HMU	Nursing	NURS	13	https://nurs.hmu.gr/prosopiko/melh-dep/
IHU	Nursing	NURS	20	https://www.nurse.ihu.gr/staff_category/faculty_members/
NKUA	Nursing	NURS	32	https://www.nurs.uoa.gr/anthropino_dynamiko/dep/kathigites
UNIWA	Nursing	NURS	35	https://nurs.uniwa.gr/profiles/faculty/
UPatras	Nursing	NURS	11	https://nurs.upatras.gr/%CE%BC%CE%AD%CE%BB%CE%B7-%CE%B4%CE%B5%CF%80-%CE%B5%CE%B4%CE%B9%CF%80-%CE%B5%CF%84%CE%B5%CF%80/
UTh	Nursing	NURS	15	katalogos.uth.gr central directory POST (deduplicated by person)
UoI	Nursing	NURS	12	https://nursing.uoi.gr/anthrwpino-dynamiko/
UoP	Nursing	NURS	13	uop.gr central staff directory (Greek, English-reconciled by email)
HMU	Nutrition and Dietetics Sciences	NUTR	9	https://nds.hmu.gr/prosopiko/didaktiko-ereynhtiko-proswpiko-melh-dep/
HUA	Nutrition and Dietetics	NUTR	23	https://dnd.hua.gr/meli-dep/
IHU	Nutritional Sciences and Dietetics	NUTR	16	https://nutr.ihu.gr/el/staff-list/academic/
UTh	Dietetics and Nutrition	NUTR	9	katalogos.uth.gr central directory POST (deduplicated by person)
UoP	Nutritional Science and Dietetics	NUTR	9	uop.gr central staff directory (Greek, English-reconciled by email)
IHU	Physiotherapy	PHYSIO	7	https://phys.ihu.gr/meli-dep
UNIWA	Physiotherapy	PHYSIO	17	https://phys.uniwa.gr/profiles/faculty-members/
UPatras	Physiotherapy	PHYSIO	14	https://physio.upatras.gr/prosopiko/faculty/
UTh	Physiotherapy	PHYSIO	14	katalogos.uth.gr central directory POST (deduplicated by person)
UoP	Physiotherapy	PHYSIO	10	uop.gr central staff directory (Greek, English-reconciled by email)
UNIWA	Public Health Policies	PUBH	20	https://php.uniwa.gr/profiles/faculty/
UNIWA	Public and Community Health	PUBH	14	https://pch.uniwa.gr/profiles/faculty/
UTh	Public and One Health	PUBH	11	https://pubhealth.uth.gr/proswpiko/meli-dep/
IHU	Biomedical Sciences	BIOMED	17	https://www.bmsc.ihu.gr/el/staff_category/faculty_members/
UNIWA	Biomedical Sciences	BIOMED	40	https://bisc.uniwa.gr/profiles/faculty/
IHU	Midwifery	MIDW	7	https://www.ihu.gr/tmima-maieftikis/prosopiko/meli-dep
UNIWA	Midwifery	MIDW	19	https://midw.uniwa.gr/profiles/meli-dep/
UoWM	Midwifery	MIDW	11	https://mw.uowm.gr/meli-dep/
UNIWA	Occupational Therapy	OT	8	https://ot.uniwa.gr/profiles/faculty/
UoWM	Occupational Therapy	OT	3	https://ot.uowm.gr/meli-dep/
UPatras	Speech and Language Therapy	SLT	8	https://logoth.upatras.gr/ekpaideytiko-prosopiko/
UoI	Speech and Language Therapy	SLT	0	-
UoP	Speech and Language Therapy	SLT	9	uop.gr central staff directory (Greek, English-reconciled by email)

Appendix B. Attribution audit: match confidence and unmatched members

Google Scholar: of the 2,286 roster members, 745 hold a public profile verified at their university, 33 a profile with a full-name match at another Greek address or without a verified address, 137 an initial-form profile only, and 1,371 no public profile. OpenAlex: 1,698 / 192 / 108 matched at the three confidence levels, 288 unmatched. Semantic Scholar: 146 / 785 / 733, 622 unmatched. Table B1 lists every member whose Google Scholar attribution is unmatched, low or medium, with the member's status in the two open sources.

Table B1. Members whose Google Scholar attribution is unmatched, low or medium (1,541 members), with their status in OpenAlex and Semantic Scholar.

Univ.	Department	Member	Grade	GS conf.	OA conf.	S2 conf.
AUTH	Dentistry	Apatzidou Danai	Prof.	unmatched	low	unmatched
AUTH	Dentistry	Arapostathis Konstantinos	Prof.	unmatched	high	medium
AUTH	Dentistry	Archakis Aristeidis	Assoc.	unmatched	medium	low
AUTH	Dentistry	Boka Vasiliki	Asst.	unmatched	high	low
AUTH	Dentistry	Damparakis Nikolaos	Prof.	unmatched	unmatched	unmatched
AUTH	Dentistry	Davidopoulou Sotiria	Asst.	low	high	low
AUTH	Dentistry	Delantoni Antigoni	Assoc.	low	high	unmatched
AUTH	Dentistry	Gerasimidou Olga	Asst.	unmatched	high	low
AUTH	Dentistry	Gkogkos Christos	Prof.	unmatched	medium	medium
AUTH	Dentistry	Ioannidis Konstantinos	Asst.	unmatched	high	medium
AUTH	Dentistry	Kaklamanos Elevtherios	Prof.	unmatched	unmatched	unmatched
AUTH	Dentistry	Kodonas Konstantinos	Asst.	low	high	low

Univ.	Department	Member	Grade	GS conf.	OA conf.	S2 conf.
AUTH	Dentistry	Koidou Vasiliki	Asst.	unmatched	unmatched	medium
AUTH	Dentistry	Kokoti Maria	Assoc.	unmatched	high	low
AUTH	Dentistry	Kolokytha Olga-Elpis	Prof.	low	high	high
AUTH	Dentistry	Kondylidou Athina	Asst.	unmatched	low	low
AUTH	Dentistry	Kotsiomyti Eleni	Prof.	unmatched	medium	medium
AUTH	Dentistry	Koulaouzidou Elisavet	Prof.	unmatched	medium	low
AUTH	Dentistry	Kouros Panteleimon	Asst.	unmatched	unmatched	low
AUTH	Dentistry	Matiakis Apostolos	Asst.	unmatched	high	medium
AUTH	Dentistry	Mazinis Emmanouil	Asst.	unmatched	low	low
AUTH	Dentistry	Oikonomidis Nikolaos	Prof.	unmatched	medium	unmatched
AUTH	Dentistry	Papadimitriou Konstantinos	Asst.	unmatched	high	medium
AUTH	Dentistry	Papadopoulou Alexandra	Asst.	unmatched	high	medium
AUTH	Dentistry	Paraskevopoulos Konstantinos	Asst.	low	high	medium
AUTH	Dentistry	Tolidis Kosmas	Prof.	low	high	low
AUTH	Dentistry	Tortopidis Dimitris	Assoc.	unmatched	high	medium
AUTH	Medicine	Adramerina Alkistis	Asst.	unmatched	high	low
AUTH	Medicine	Agakidou Eleni	Asst.	unmatched	high	unmatched
AUTH	Medicine	Agorastos Agorastos	Assoc.	low	high	medium
AUTH	Medicine	Aivaliotis Michail	Prof.	unmatched	medium	medium
AUTH	Medicine	Aletras Antonios	Prof.	unmatched	high	medium
AUTH	Medicine	Amaniti Aikaterini	Prof.	unmatched	high	medium
AUTH	Medicine	Ampanozi Garyfalia	Prof.	unmatched	high	unmatched
AUTH	Medicine	Anagnostis Panagiotis	Asst.	low	high	low
AUTH	Medicine	Anastasiadis Anastasios	Assoc.	unmatched	high	medium
AUTH	Medicine	Anastasiadis Kyriakos	Prof.	unmatched	high	unmatched
AUTH	Medicine	Antoniadis Antonios	Assoc.	medium	high	medium
AUTH	Medicine	Antoniadis Ilias	Asst.	unmatched	unmatched	unmatched
AUTH	Medicine	Antoniadis Nikolaos	Assoc.	unmatched	high	medium
AUTH	Medicine	Antonitsis Polychronis	Assoc.	unmatched	high	unmatched
AUTH	Medicine	Antza Christina	Asst.	unmatched	high	unmatched
AUTH	Medicine	Anyfanti Panagiota	Asst.	unmatched	high	medium
AUTH	Medicine	Apalla Zoi	Prof.	low	low	low
AUTH	Medicine	Apostolidis Apostolos	Prof.	unmatched	high	low
AUTH	Medicine	Arampatzis Michail	Asst.	unmatched	unmatched	low
AUTH	Medicine	Argyriadou Eleni	Prof.	unmatched	high	low
AUTH	Medicine	Arnaoutoglou Marianthi	Assoc.	unmatched	high	unmatched
AUTH	Medicine	Arnaoutoglou Nikitas	Asst.	low	high	high
AUTH	Medicine	Asouchidou Eirini	Assoc.	unmatched	high	unmatched
AUTH	Medicine	Athanasiadis Loukas	Prof.	unmatched	high	medium
AUTH	Medicine	Ballas Konstantinos	Prof.	unmatched	high	unmatched
AUTH	Medicine	Bangeas Petros	Asst.	unmatched	high	low
AUTH	Medicine	Bili Eleni	Prof.	unmatched	high	unmatched
AUTH	Medicine	Bomporidis Konstantinos	Prof.	unmatched	unmatched	unmatched
AUTH	Medicine	Bonti Eleni	Assoc.	unmatched	high	medium
AUTH	Medicine	Boutou Afroditi	Assoc.	unmatched	low	low
AUTH	Medicine	Bozikas Panteleimon-Vasileios	Prof.	unmatched	high	medium
AUTH	Medicine	Capizzello Antonio	Asst.	unmatched	high	unmatched
AUTH	Medicine	Chaidits Anna - Bettina	Prof.	unmatched	medium	high
AUTH	Medicine	Chaidopoulou Aikaterini	Prof.	unmatched	unmatched	unmatched
AUTH	Medicine	Chaitoglou Konstantinos	Assoc.	unmatched	medium	unmatched
AUTH	Medicine	Chalidis Vyron	Asst.	unmatched	unmatched	unmatched
AUTH	Medicine	Chatzelas Dimitrios	Asst.	unmatched	high	medium
AUTH	Medicine	Chatziagorou Elpis	Prof.	unmatched	medium	high
AUTH	Medicine	Chatzicharisi Evdoxia	Assoc.	unmatched	unmatched	unmatched
AUTH	Medicine	Chatzichristou Dimitrios	Prof.	unmatched	high	medium
AUTH	Medicine	Chatzidakis Adam	Prof.	unmatched	high	low
AUTH	Medicine	Chatzimavroudis Grigorios	Prof.	unmatched	high	unmatched
AUTH	Medicine	Chatzimeletiou Aikaterini	Prof.	unmatched	low	unmatched
AUTH	Medicine	Chatzimouratidis Konstantinos	Prof.	unmatched	high	low
AUTH	Medicine	Chatzipantelis Emmanouil	Prof.	unmatched	medium	high
AUTH	Medicine	Chatzisotiriou Athanasios	Asst.	unmatched	high	medium
AUTH	Medicine	Chatzivasileiou Evdoxia	Assoc.	unmatched	medium	high
AUTH	Medicine	Cheva Angeliki	Assoc.	low	high	medium
AUTH	Medicine	Chochliourou Elpis	Asst.	unmatched	high	unmatched
AUTH	Medicine	Chourdakis Michail	Prof.	unmatched	high	unmatched
AUTH	Medicine	Christoforidis Athanasios	Prof.	unmatched	high	medium
AUTH	Medicine	Chrysogonidis Ioannis	Asst.	unmatched	high	low
AUTH	Medicine	Chytiroglou Prodromos	Prof.	unmatched	high	high
AUTH	Medicine	Daios Georgios	Prof.	unmatched	medium	high
AUTH	Medicine	Daniilidis Angelos	Prof.	unmatched	high	unmatched
AUTH	Medicine	Daountaki Maria	Assoc.	unmatched	unmatched	unmatched
AUTH	Medicine	Demiri Evterpi	Prof.	unmatched	unmatched	low
AUTH	Medicine	Didangelos Triantafyllos	Prof.	unmatched	high	unmatched
AUTH	Medicine	Dimitriadis Georgios	Prof.	unmatched	high	unmatched
AUTH	Medicine	Dimopoulou Despoina	Asst.	unmatched	high	high
AUTH	Medicine	Dinas Konstantinos	Prof.	unmatched	high	low
AUTH	Medicine	Dionysiou Dimitrios	Prof.	low	medium	low
AUTH	Medicine	Ditsios Konstantinos	Prof.	unmatched	high	unmatched

Univ.	Department	Member	Grade	GS conf.	OA conf.	S2 conf.
AUTH	Medicine	Dotis Ioannis	Asst.	unmatched	low	medium
AUTH	Medicine	Doumas Michail	Prof.	unmatched	high	unmatched
AUTH	Medicine	Exintari Maria	Prof.	unmatched	unmatched	low
AUTH	Medicine	Farmaki Evangelia	Prof.	low	high	low
AUTH	Medicine	Farmakis Konstantinos	Asst.	unmatched	high	medium
AUTH	Medicine	Fidani Styliani	Prof.	unmatched	high	medium
AUTH	Medicine	Filos Dimitrios	Asst.	low	high	low
AUTH	Medicine	Floros Georgios	Asst.	low	high	medium
AUTH	Medicine	Foinitsis Stefanos	Asst.	unmatched	high	unmatched
AUTH	Medicine	Foroglou Nikolaos	Prof.	low	high	medium
AUTH	Medicine	Foroglou Periklis	Prof.	unmatched	high	unmatched
AUTH	Medicine	Foroulis Christoforos	Prof.	unmatched	medium	low
AUTH	Medicine	Fotakopoulos Georgios	Asst.	unmatched	high	medium
AUTH	Medicine	Fotiadou Christina	Assoc.	unmatched	high	low
AUTH	Medicine	Fragkakis Nikolaos	Prof.	unmatched	low	low
AUTH	Medicine	Fyntanidou Varvara	Assoc.	unmatched	high	unmatched
AUTH	Medicine	Galli Asimoula	Prof.	unmatched	unmatched	low
AUTH	Medicine	Gavana Magdalini	Asst.	unmatched	high	low
AUTH	Medicine	Gavriilaki Eleni	Asst.	unmatched	high	medium
AUTH	Medicine	Georgianos Panagiotis	Asst.	unmatched	high	medium
AUTH	Medicine	Georgiou Elisavet	Assoc.	unmatched	high	high
AUTH	Medicine	Germanidis Georgios	Prof.	unmatched	high	medium
AUTH	Medicine	Giagtzidis Ioakeim	Asst.	unmatched	high	low
AUTH	Medicine	Giakoustidis Alexandros	Asst.	unmatched	high	high
AUTH	Medicine	Giakoustidis Dimitrios	Prof.	unmatched	high	medium
AUTH	Medicine	Giannakoulas Georgios	Prof.	low	high	medium
AUTH	Medicine	Giannopoulos Andreas	Prof.	unmatched	high	medium
AUTH	Medicine	Giannopoulos Argyrios	Asst.	unmatched	high	unmatched
AUTH	Medicine	Giannopoulos Georgios	Prof.	unmatched	high	medium
AUTH	Medicine	Giannopoulou Eleni	Asst.	unmatched	medium	unmatched
AUTH	Medicine	Giannoulis Kleanthis	Assoc.	unmatched	low	low
AUTH	Medicine	Gigi Eleni	Asst.	unmatched	high	medium
AUTH	Medicine	Giouleme Olga	Prof.	unmatched	high	unmatched
AUTH	Medicine	Gkaliagkousi Evgenia	Prof.	unmatched	low	low
AUTH	Medicine	Gkika Eleni	Assoc.	unmatched	high	medium
AUTH	Medicine	Gkioula Georgia	Prof.	unmatched	high	medium
AUTH	Medicine	Gkiouliava Anna	Asst.	unmatched	high	unmatched
AUTH	Medicine	Gkivisis Panagiotis	Prof.	unmatched	unmatched	unmatched
AUTH	Medicine	Gkosios Thomas	Asst.	unmatched	unmatched	low
AUTH	Medicine	Gkrimpizis Grigorios	Prof.	unmatched	medium	unmatched
AUTH	Medicine	Gogou Maria	Asst.	unmatched	high	low
AUTH	Medicine	Goulas Antonios	Prof.	unmatched	high	low
AUTH	Medicine	Goulis Dimitrios	Prof.	unmatched	high	unmatched
AUTH	Medicine	Goulis Ioannis	Prof.	unmatched	high	medium
AUTH	Medicine	Grigoriadis Nikolaos	Prof.	unmatched	high	medium
AUTH	Medicine	Grigoriadis Savvas	Prof.	unmatched	high	high
AUTH	Medicine	Grosomanidis Vasileios	Prof.	unmatched	high	low
AUTH	Medicine	Iakovou Ioannis	Prof.	unmatched	high	unmatched
AUTH	Medicine	Iatridi Foteini	Asst.	unmatched	high	unmatched
AUTH	Medicine	Ioannidis Aristeidis	Asst.	unmatched	high	unmatched
AUTH	Medicine	Ioannidis Orestis	Asst.	unmatched	high	medium
AUTH	Medicine	Iosifidis Ilias	Asst.	unmatched	high	low
AUTH	Medicine	Kachrimanidou Melania	Prof.	unmatched	unmatched	medium
AUTH	Medicine	Kalamitsou Serafeia	Asst.	unmatched	high	low
AUTH	Medicine	Kalinderi Kallirroi	Asst.	unmatched	high	low
AUTH	Medicine	Kapetanakis Stylianos	Asst.	unmatched	high	low
AUTH	Medicine	Kapoukranidou Dorothea	Assoc.	unmatched	high	unmatched
AUTH	Medicine	Kapoulas Spyridon	Asst.	unmatched	low	medium
AUTH	Medicine	Karagiannidis Evstratios	Asst.	unmatched	unmatched	low
AUTH	Medicine	Karamanos Dimitrios	Assoc.	unmatched	high	low
AUTH	Medicine	Karapanagiotidis Georgios	Assoc.	unmatched	high	unmatched
AUTH	Medicine	Karapanagiotidis Theodoros	Prof.	unmatched	unmatched	unmatched
AUTH	Medicine	Karkos Christos	Prof.	unmatched	high	medium
AUTH	Medicine	Karkos Petros	Prof.	low	high	unmatched
AUTH	Medicine	Karlafti Eleni	Asst.	unmatched	high	medium
AUTH	Medicine	Kasimis Georgios	Assoc.	unmatched	high	medium
AUTH	Medicine	Katopodi Theodora	Assoc.	unmatched	high	low
AUTH	Medicine	Katsinelos Taxiarchis	Asst.	unmatched	unmatched	unmatched
AUTH	Medicine	Kavga Maria	Asst.	unmatched	high	low
AUTH	Medicine	Kazis Dimitrios	Assoc.	unmatched	high	medium
AUTH	Medicine	Kenanidis Evstathios	Asst.	unmatched	unmatched	low
AUTH	Medicine	Kimiskidis Vasileios	Prof.	unmatched	high	unmatched
AUTH	Medicine	Klonizakis Filippos	Asst.	unmatched	unmatched	unmatched
AUTH	Medicine	Kolympianakis Evstratios	Prof.	unmatched	unmatched	unmatched
AUTH	Medicine	Kondylis Ilias	Assoc.	unmatched	unmatched	low
AUTH	Medicine	Konsta Anastasia	Assoc.	unmatched	high	medium
AUTH	Medicine	Konstantinidis Ioannis	Prof.	unmatched	high	unmatched
AUTH	Medicine	Konstas Anastasios-Georgios	Prof.	unmatched	high	medium

Univ.	Department	Member	Grade	GS conf.	OA conf.	S2 conf.
AUTH	Medicine	Kontou Angeliki	Asst.	unmatched	high	low
AUTH	Medicine	Kosmidis Christoforos	Prof.	unmatched	high	unmatched
AUTH	Medicine	Kosmidis Evstratios	Assoc.	unmatched	unmatched	unmatched
AUTH	Medicine	Kosmidou Maria	Assoc.	medium	high	medium
AUTH	Medicine	Kotidis Evstathios	Assoc.	unmatched	unmatched	low
AUTH	Medicine	Kotsis Vasileios	Prof.	unmatched	high	unmatched
AUTH	Medicine	Kourti Maria	Asst.	unmatched	high	medium
AUTH	Medicine	Kouskouras Konstantinos	Asst.	unmatched	high	medium
AUTH	Medicine	Koutroulou Ioanna	Asst.	unmatched	high	low
AUTH	Medicine	Koutsouraki Evfrosyni	Assoc.	unmatched	unmatched	low
AUTH	Medicine	Kovatsi Lida-Kalliopi	Prof.	unmatched	medium	low
AUTH	Medicine	Ktenidis Kyriakos	Prof.	unmatched	low	medium
AUTH	Medicine	Kyritsi Dimitra	Asst.	unmatched	unmatched	low
AUTH	Medicine	Kyrvasilis Fotios	Prof.	unmatched	medium	low
AUTH	Medicine	Lampropoulos Alexandros	Prof.	unmatched	high	unmatched
AUTH	Medicine	Lazaridis Nikolaos	Assoc.	unmatched	high	medium
AUTH	Medicine	Lazaridou Elisavet	Prof.	unmatched	high	low
AUTH	Medicine	Liakopoulos Vasileios	Prof.	unmatched	high	unmatched
AUTH	Medicine	Lymperis Anastasios	Asst.	unmatched	unmatched	low
AUTH	Medicine	Magklaveras Nikolaos	Prof.	unmatched	medium	low
AUTH	Medicine	Magras Ioannis	Prof.	unmatched	high	medium
AUTH	Medicine	Mamopoulos Apostolos	Prof.	unmatched	low	medium
AUTH	Medicine	Manika Aikaterini	Prof.	unmatched	high	low
AUTH	Medicine	Mantatzis Michail	Asst.	unmatched	high	medium
AUTH	Medicine	Manthou Maria Eleni	Prof.	unmatched	medium	medium
AUTH	Medicine	Mantsopoulos Konstantinos	Asst.	unmatched	high	medium
AUTH	Medicine	Mantzoros Ioannis	Prof.	unmatched	high	unmatched
AUTH	Medicine	Maouri Ντάβιντε Davide Μάουρι	Asst.	unmatched	unmatched	unmatched
AUTH	Medicine	Markopoulou Maria	Asst.	medium	high	high
AUTH	Medicine	Markou Konstantinos	Prof.	unmatched	high	medium
AUTH	Medicine	Matavtsi Asimina	Prof.	unmatched	unmatched	unmatched
AUTH	Medicine	Mavromatidis Georgios	Prof.	unmatched	high	low
AUTH	Medicine	Mavroudis Ioannis	Asst.	unmatched	high	unmatched
AUTH	Medicine	Mazarakis Nektarios Kyprianos	Asst.	unmatched	high	unmatched
AUTH	Medicine	Meditskou-Evthymiadou Soultana	Prof.	unmatched	unmatched	unmatched
AUTH	Medicine	Meletis Georgios	Assoc.	unmatched	high	low
AUTH	Medicine	Melidou Angeliki	Asst.	unmatched	high	low
AUTH	Medicine	Metallidis Symeon	Prof.	unmatched	high	low
AUTH	Medicine	Michalopoulos Antonios	Prof.	unmatched	high	medium
AUTH	Medicine	Mikropoulos Dimitrios	Asst.	unmatched	high	low
AUTH	Medicine	Miliaras Dimosthenis	Prof.	unmatched	high	high
AUTH	Medicine	Miliaras Spyridon	Prof.	unmatched	high	unmatched
AUTH	Medicine	Mitsiakos Georgios	Prof.	unmatched	medium	low
AUTH	Medicine	Moka Eleni	Asst.	unmatched	high	medium
AUTH	Medicine	Moralidis Evstratios-Iordanis	Prof.	unmatched	unmatched	low
AUTH	Medicine	Mouravas Vasileios	Assoc.	unmatched	high	unmatched
AUTH	Medicine	Moysidis Kyriakos	Asst.	unmatched	high	low
AUTH	Medicine	Mykoniatis Ioannis	Asst.	unmatched	high	medium
AUTH	Medicine	Natsis Konstantinos	Prof.	unmatched	high	medium
AUTH	Medicine	Nikolaidis Vasileios	Assoc.	unmatched	high	medium
AUTH	Medicine	Oikonomou Marina-Kely	Prof.	unmatched	high	unmatched
AUTH	Medicine	Pachiadakis Ioannis	Asst.	unmatched	medium	medium
AUTH	Medicine	Pagkourelias Evstathios	Asst.	unmatched	low	low
AUTH	Medicine	Pana Zoi Dorothea	Asst.	unmatched	high	low
AUTH	Medicine	Panagiotidis Panagiotis	Asst.	unmatched	high	medium
AUTH	Medicine	Panagopoulou Evcharis	Assoc.	unmatched	unmatched	unmatched
AUTH	Medicine	Panagopoulou Paraskevi	Assoc.	low	high	unmatched
AUTH	Medicine	Papadopoulos Vasileios	Prof.	medium	high	unmatched
AUTH	Medicine	Papadopoulou-Legmpelou Kyriaki	Prof.	unmatched	medium	high
AUTH	Medicine	Papagiannopoulos Sotirios	Asst.	unmatched	high	medium
AUTH	Medicine	Papanikolaou Evangelos	Assoc.	unmatched	high	unmatched
AUTH	Medicine	Papas Athanasios	Asst.	unmatched	high	medium
AUTH	Medicine	Papavasileiou Kyriakos	Asst.	unmatched	medium	unmatched
AUTH	Medicine	Papavramidis Theodosios	Prof.	unmatched	high	unmatched
AUTH	Medicine	Papavramidou Niki	Prof.	unmatched	high	medium
AUTH	Medicine	Papaziogas Vasileios	Prof.	unmatched	low	medium
AUTH	Medicine	Papazisis Georgios	Prof.	unmatched	high	low
AUTH	Medicine	Papazoglou Konstantinos	Prof.	unmatched	high	medium
AUTH	Medicine	Paramythiotis Daniil	Prof.	unmatched	unmatched	low
AUTH	Medicine	Paraskevas Georgios	Prof.	unmatched	high	unmatched
AUTH	Medicine	Parlapani Eleni	Assoc.	low	high	medium
AUTH	Medicine	Pataka Athanasia	Prof.	unmatched	low	low
AUTH	Medicine	Patoulias Dimitrios	Asst.	unmatched	high	medium
AUTH	Medicine	Patsatsi Aikaterini	Prof.	unmatched	high	low
AUTH	Medicine	Pavlidis Evstathios	Assoc.	unmatched	unmatched	unmatched
AUTH	Medicine	Pavlidis Leonidas	Prof.	unmatched	high	unmatched
AUTH	Medicine	Pavlou Evangelos	Prof.	unmatched	high	low
AUTH	Medicine	Perifanis Vasileios	Prof.	unmatched	high	low

Univ.	Department	Member	Grade	GS conf.	OA conf.	S2 conf.
AUTH	Medicine	Petidis Konstantinos	Asst.	unmatched	high	unmatched
AUTH	Medicine	Petousis Stamatios	Asst.	unmatched	high	low
AUTH	Medicine	Petras Panagiotis	Asst.	unmatched	high	low
AUTH	Medicine	Plataniotis Georgios	Assoc.	unmatched	low	medium
AUTH	Medicine	Polyzos Stergios	Assoc.	unmatched	high	high
AUTH	Medicine	Potoupnis Michail	Prof.	unmatched	high	medium
AUTH	Medicine	Poultsidis Lazaros	Asst.	unmatched	unmatched	low
AUTH	Medicine	Pourzitaki Chrysoula	Assoc.	unmatched	high	low
AUTH	Medicine	Pramatevtakis Manousos-Georgios	Assoc.	unmatched	unmatched	unmatched
AUTH	Medicine	Prasopoulos Panagiotis	Prof.	unmatched	medium	medium
AUTH	Medicine	Printza Nikoleta	Prof.	unmatched	high	unmatched
AUTH	Medicine	Protonotariou Evthymia	Assoc.	unmatched	unmatched	low
AUTH	Medicine	Psarras Kyriakos	Prof.	unmatched	high	unmatched
AUTH	Medicine	Psyllas Georgios	Prof.	unmatched	medium	high
AUTH	Medicine	Raptis Dimitrios	Asst.	unmatched	high	medium
AUTH	Medicine	Saliakellis Evstratios	Asst.	unmatched	unmatched	unmatched
AUTH	Medicine	Samarinas Michail	Asst.	unmatched	high	medium
AUTH	Medicine	Samoladas Evthymios	Asst.	unmatched	unmatched	low
AUTH	Medicine	Sapalidis Konstantinos	Prof.	low	high	medium
AUTH	Medicine	Sarafidis Kosmas	Prof.	unmatched	high	high
AUTH	Medicine	Sarafidis Panteleimon	Prof.	low	unmatched	high
AUTH	Medicine	Saratzis Nikolaos	Prof.	unmatched	high	medium
AUTH	Medicine	Sarridou Despoina	Assoc.	unmatched	high	unmatched
AUTH	Medicine	Sarris Ioannis	Prof.	unmatched	high	medium
AUTH	Medicine	Savvopoulos Christos	Prof.	unmatched	medium	low
AUTH	Medicine	Sekouris Nikolaos	Asst.	unmatched	medium	medium
AUTH	Medicine	Sgouropoulou Vasiliki	Asst.	unmatched	high	medium
AUTH	Medicine	Siarkou Chrysoula Margioula	Asst.	unmatched	high	low
AUTH	Medicine	Siasios Panagiotis	Asst.	unmatched	high	high
AUTH	Medicine	Sidira Christina Spyridoula	Asst.	unmatched	high	low
AUTH	Medicine	Sinakos Emmanouil	Prof.	low	high	low
AUTH	Medicine	Sotiriou Eleni	Prof.	unmatched	high	medium
AUTH	Medicine	Sountoulidis Petros	Assoc.	unmatched	medium	low
AUTH	Medicine	Spandou Evangelia	Prof.	unmatched	high	low
AUTH	Medicine	Spanos Konstantinos	Prof.	unmatched	medium	medium
AUTH	Medicine	Spiliotou Martha	Assoc.	unmatched	unmatched	high
AUTH	Medicine	Spyratos Dionysios	Assoc.	unmatched	high	low
AUTH	Medicine	Spyropoulou Georgia - Alexandra	Prof.	unmatched	high	medium
AUTH	Medicine	Stagkou Maria	Prof.	unmatched	unmatched	high
AUTH	Medicine	Stampouli Styliani	Prof.	unmatched	high	high
AUTH	Medicine	Stavropoulos Konstantinos	Asst.	unmatched	high	medium
AUTH	Medicine	Stergiopoulou Theodouli	Asst.	unmatched	high	low
AUTH	Medicine	Symeonidis Savvas	Asst.	unmatched	high	unmatched
AUTH	Medicine	Symeonidou Konstantina	Prof.	unmatched	high	high
AUTH	Medicine	Tagarakis Georgios	Prof.	unmatched	high	medium
AUTH	Medicine	Tegos Thomas	Assoc.	unmatched	high	low
AUTH	Medicine	Theocharidou Eleni	Asst.	unmatched	high	medium
AUTH	Medicine	Theodoridis Theodoros	Prof.	unmatched	high	medium
AUTH	Medicine	Timotheadou Eleni	Assoc.	unmatched	high	low
AUTH	Medicine	Topouzis Fotios	Prof.	unmatched	unmatched	unmatched
AUTH	Medicine	Tosios Paschalis	Assoc.	unmatched	unmatched	unmatched
AUTH	Medicine	Totlis Tryfon	Asst.	unmatched	medium	medium
AUTH	Medicine	Tragiannidis Athanasios	Prof.	unmatched	high	unmatched
AUTH	Medicine	Triantafyllou Areti	Assoc.	unmatched	high	high
AUTH	Medicine	Triaridis Stefanos	Prof.	unmatched	high	low
AUTH	Medicine	Tsachouridou Olga	Asst.	unmatched	high	low
AUTH	Medicine	Tsakalidis Christos	Prof.	unmatched	high	low
AUTH	Medicine	Tsakiri Eleni	Asst.	unmatched	high	low
AUTH	Medicine	Tsakiridis Ioannis	Asst.	unmatched	high	medium
AUTH	Medicine	Tsaousi Georgia	Prof.	unmatched	high	medium
AUTH	Medicine	Tsapaki Evangelia	Asst.	unmatched	low	low
AUTH	Medicine	Tsatsos Michail	Asst.	unmatched	high	medium
AUTH	Medicine	Tsinopoulos Ioannis	Prof.	unmatched	high	medium
AUTH	Medicine	Tsiridis Elevtherios	Prof.	unmatched	unmatched	unmatched
AUTH	Medicine	Tsitsopoulos Parmenion	Prof.	unmatched	high	medium
AUTH	Medicine	Tsolakidis Dimitrios	Prof.	unmatched	high	medium
AUTH	Medicine	Tyrodimos Ilias	Asst.	unmatched	high	medium
AUTH	Medicine	Tzamalis Argyrios	Asst.	unmatched	high	low
AUTH	Medicine	Tzatzairis Themistoklis	Asst.	unmatched	medium	unmatched
AUTH	Medicine	Tzikas Apostolos	Asst.	medium	high	high
AUTH	Medicine	Tzikas Stergios	Assoc.	low	high	high
AUTH	Medicine	Tziomalos Konstantinos	Assoc.	unmatched	high	medium
AUTH	Medicine	Vakalopoulou Sofia	Prof.	unmatched	high	medium
AUTH	Medicine	Vakirlis Evstratios	Assoc.	unmatched	unmatched	low
AUTH	Medicine	Vargiami Evthymia	Prof.	unmatched	low	low
AUTH	Medicine	Vasilikos Vasileios	Prof.	unmatched	high	low
AUTH	Medicine	Vlachaki Evthymia	Prof.	unmatched	unmatched	unmatched
AUTH	Medicine	Voucharas Christos	Asst.	low	high	unmatched

Univ.	Department	Member	Grade	GS conf.	OA conf.	S2 conf.
AUTH	Medicine	Vyzantiadis Timoleon Achillevs	Prof.	unmatched	high	unmatched
AUTH	Medicine	Xynias Ioannis	Prof.	unmatched	low	medium
AUTH	Medicine	Zacharioudakis Georgios	Assoc.	unmatched	high	low
AUTH	Medicine	Zepeiridis Leonidas	Prof.	unmatched	low	low
AUTH	Medicine	Ziakas Antonios	Prof.	unmatched	high	unmatched
AUTH	Medicine	Ziakas Nikolaos	Prof.	unmatched	high	unmatched
AUTH	Medicine	Zilidis Christos	Prof.	unmatched	high	low
AUTH	Pharmacy	Elevtheriadis Georgios	Asst.	unmatched	unmatched	unmatched
AUTH	Pharmacy	Fatouros Dimitrios	Prof.	low	high	medium
AUTH	Pharmacy	Kanata-Tsiami Eirini	Asst.	unmatched	unmatched	unmatched
AUTH	Pharmacy	Karavasili Christina	Asst.	low	high	low
AUTH	Pharmacy	Katsamakas Sotirios	Asst.	unmatched	high	high
AUTH	Pharmacy	Markopoulou Aikaterini	Prof.	unmatched	high	unmatched
AUTH	Pharmacy	Nikolakakis Ioannis	Prof.	unmatched	high	medium
AUTH	Pharmacy	Nikolaou Ioannis	Assoc.	unmatched	high	medium
AUTH	Pharmacy	Pampalakis Georgios	Assoc.	low	high	medium
AUTH	Pharmacy	Papagiannopoulou Dionysia	Assoc.	unmatched	high	low
AUTH	Pharmacy	Pontiki Eleni	Assoc.	unmatched	high	medium
AUTH	Pharmacy	Ragia Georgia	Asst.	unmatched	high	low
AUTH	Pharmacy	Zacharis Konstantinos	Assoc.	unmatched	medium	low
DUTH	Medicine	Adamopoulos Adam	Prof.	unmatched	high	medium
DUTH	Medicine	Alexiou–CHatzaki Aikaterini	Prof.	unmatched	unmatched	unmatched
DUTH	Medicine	Anagnostopoulos Konstantinos	Prof.	unmatched	high	medium
DUTH	Medicine	Anastasopoulos Georgios	Prof.	unmatched	high	high
DUTH	Medicine	Antoniadou Christina	Asst.	unmatched	high	high
DUTH	Medicine	Arelaki Stella	Assoc.	unmatched	high	medium
DUTH	Medicine	Argyriou Christos	Asst.	unmatched	high	medium
DUTH	Medicine	Arvaniti Aikaterini	Assoc.	unmatched	high	low
DUTH	Medicine	Asimakopoulos Vyron	Prof.	unmatched	high	high
DUTH	Medicine	Birmpilis Theodosios	Prof.	unmatched	unmatched	unmatched
DUTH	Medicine	Boutetakis Antonios	Prof.	unmatched	unmatched	unmatched
DUTH	Medicine	Bradelis Stergios	Assoc.	unmatched	unmatched	unmatched
DUTH	Medicine	Chatzipantelis Paschalis	Asst.	unmatched	high	unmatched
DUTH	Medicine	Chloropoulou Pelagia-Paraskevi	Prof.	unmatched	high	medium
DUTH	Medicine	Devteraios Savvas	Prof.	unmatched	unmatched	unmatched
DUTH	Medicine	Devteraiou Theodora -Elevtheria	Asst.	unmatched	unmatched	unmatched
DUTH	Medicine	Donti Panagiota	Asst.	unmatched	unmatched	low
DUTH	Medicine	Drakopanagiotakis Fotios	Asst.	unmatched	high	unmatched
DUTH	Medicine	Evfraimidou Eleni	Prof.	unmatched	unmatched	unmatched
DUTH	Medicine	Froudarakis Marios	Prof.	unmatched	high	medium
DUTH	Medicine	Georgakarakos Evstratios	Assoc.	unmatched	unmatched	low
DUTH	Medicine	Georgiadis Georgios	Prof.	unmatched	high	medium
DUTH	Medicine	Gerente Angeliki	Asst.	unmatched	high	low
DUTH	Medicine	Giannakopoulos Stylianos	Prof.	unmatched	high	high
DUTH	Medicine	Giatromanolaki Alexandra	Prof.	unmatched	high	medium
DUTH	Medicine	Gkouveri Evanthia	Asst.	unmatched	low	low
DUTH	Medicine	Iliopoulos Evthymios	Asst.	unmatched	unmatched	unmatched
DUTH	Medicine	Iliopoulos Ioannis	Prof.	unmatched	high	unmatched
DUTH	Medicine	Kalaitzis Christos	Prof.	unmatched	high	medium
DUTH	Medicine	Kampouri Aikaterini	Prof.	unmatched	medium	unmatched
DUTH	Medicine	Karagiannakis Anastasios	Prof.	unmatched	high	high
DUTH	Medicine	Karangelis Dimos	Assoc.	unmatched	high	low
DUTH	Medicine	Karantali Eleni	Asst.	unmatched	high	unmatched
DUTH	Medicine	Karavasilis Evstratios	Assoc.	unmatched	unmatched	unmatched
DUTH	Medicine	Karpouzis Antonios	Asst.	unmatched	high	low
DUTH	Medicine	Karypidis Dimitrios	Asst.	unmatched	medium	low
DUTH	Medicine	Kasimos Dimitrios	Assoc.	unmatched	medium	low
DUTH	Medicine	Katotomichelakis Michail	Prof.	unmatched	high	unmatched
DUTH	Medicine	Katsani Aikaterini-Rozalia	Asst.	unmatched	high	low
DUTH	Medicine	Konstantinidis Theodoros	Prof.	low	high	medium
DUTH	Medicine	Kontogiorgis Christos	Assoc.	unmatched	high	low
DUTH	Medicine	Kontomanolis Emmanouil	Prof.	unmatched	high	medium
DUTH	Medicine	Kouklakis Georgios	Prof.	unmatched	high	medium
DUTH	Medicine	Koukourakis Michail	Prof.	unmatched	high	medium
DUTH	Medicine	Kourkoutsakis Nikolaos	Prof.	unmatched	high	low
DUTH	Medicine	Koutlaki-Kourti Nikoletta	Prof.	unmatched	unmatched	unmatched
DUTH	Medicine	Lampiris Georgios	Prof.	unmatched	high	medium
DUTH	Medicine	Lampropoulos Konstantinos	Asst.	medium	high	medium
DUTH	Medicine	Lampropoulou Maria	Prof.	unmatched	medium	medium
DUTH	Medicine	Liapis Konstantinos	Assoc.	unmatched	high	medium
DUTH	Medicine	Matthaios Dimitrios	Assoc.	unmatched	high	low
DUTH	Medicine	Mavridis Ioannis	Assoc.	medium	medium	medium
DUTH	Medicine	Mitroulis Ioannis	Prof.	unmatched	high	medium
DUTH	Medicine	Moschouris Ippokratis	Assoc.	unmatched	unmatched	low
DUTH	Medicine	Moulita Frantsesk	Asst.	unmatched	unmatched	unmatched
DUTH	Medicine	Nena Evangelia	Prof.	unmatched	high	low
DUTH	Medicine	Nikolettos Nikolaos	Prof.	unmatched	high	unmatched
DUTH	Medicine	Oikonomidou Eirini	Asst.	unmatched	medium	medium

Univ.	Department	Member	Grade	GS conf.	OA conf.	S2 conf.
DUTH	Medicine	Oikonomou Panagoula	Asst.	unmatched	high	unmatched
DUTH	Medicine	Panagopoulos Periklis	Prof.	unmatched	high	unmatched
DUTH	Medicine	Panagoutsos Stylianos	Prof.	unmatched	high	low
DUTH	Medicine	Panos Leonidas	Asst.	unmatched	high	medium
DUTH	Medicine	Papadopoulos Vasileios	Asst.	unmatched	high	unmatched
DUTH	Medicine	Papaioannou Vasileios	Prof.	low	high	unmatched
DUTH	Medicine	Papanas Nikolaos	Prof.	unmatched	high	low
DUTH	Medicine	Pavlidis Pavlos	Prof.	unmatched	high	unmatched
DUTH	Medicine	Polyzos Nikolaos	Prof.	unmatched	high	medium
DUTH	Medicine	Psatha Evlampia	Asst.	unmatched	high	high
DUTH	Medicine	Rafailidis Petros	Assoc.	unmatched	high	medium
DUTH	Medicine	Rotsos Tryfonas	Asst.	low	medium	unmatched
DUTH	Medicine	Rousas Nikolaos	Asst.	unmatched	medium	medium
DUTH	Medicine	Sachpekidis Christos	Assoc.	unmatched	high	low
DUTH	Medicine	Serntari Aspasia	Prof.	unmatched	unmatched	unmatched
DUTH	Medicine	Sertaridou Eleni	Asst.	unmatched	high	medium
DUTH	Medicine	Siasios Ioannis	Asst.	unmatched	medium	medium
DUTH	Medicine	Spanoudakis Emmanouil	Prof.	unmatched	high	medium
DUTH	Medicine	Stakos Dimitrios	Prof.	unmatched	high	low
DUTH	Medicine	Tentes Ioannis	Prof.	unmatched	high	medium
DUTH	Medicine	Terzoudi Aikaterini	Assoc.	unmatched	high	low
DUTH	Medicine	Theodoridis Marios	Asst.	unmatched	high	unmatched
DUTH	Medicine	Thomaidis Vasileios	Assoc.	unmatched	high	medium
DUTH	Medicine	Tilkeridis Konstantinos	Prof.	low	high	medium
DUTH	Medicine	Trypsianis Grigorios	Prof.	unmatched	high	medium
DUTH	Medicine	Tsakaldimis Georgios	Asst.	unmatched	high	low
DUTH	Medicine	Tsaroucha – Tsichrintzi Alexandra	Prof.	unmatched	high	medium
DUTH	Medicine	Tsikouras Panagiotis	Prof.	unmatched	low	unmatched
DUTH	Medicine	Tsilingiris Dimitrios	Asst.	medium	high	medium
DUTH	Medicine	Ververidis Athanasios	Prof.	unmatched	high	medium
DUTH	Medicine	Vorvolakos Theofanis	Assoc.	unmatched	high	medium
DUTH	Medicine	Zois Christos	Asst.	unmatched	high	medium
HMU	Nursing	Anaplirotis Kathigitis	Prof.	unmatched	unmatched	unmatched
HMU	Nursing	Bastaki Maria	Prof.	unmatched	high	medium
HMU	Nursing	Epikouri Kathigitria	Prof.	unmatched	unmatched	unmatched
HMU	Nursing	Epikouros Kathigitis	Prof.	unmatched	unmatched	unmatched
HMU	Nursing	Giakoumidakis Konstantinos	Assoc.	unmatched	high	low
HMU	Nursing	Melas Christos	Prof.	unmatched	high	medium
HMU	Nursing	Patelarou Evrydiki	Prof.	unmatched	unmatched	unmatched
HMU	Nursing	Proedros Tmimatos	Prof.	unmatched	unmatched	unmatched
HMU	Nursing	Stylianakis Minas	Prof.	unmatched	high	low
HMU	Nutrition and Dietetics Sciences	Fragkiadakis Georgios A.	Prof.	medium	high	low
HMU	Nutrition and Dietetics Sciences	Markaki Anastasia	Assoc.	unmatched	high	medium
HMU	Nutrition and Dietetics Sciences	Papandreou Christoforos	Asst.	unmatched	unmatched	unmatched
HMU	Nutrition and Dietetics Sciences	Psaroudaki Antonella	Asst.	unmatched	unmatched	low
HMU	Nutrition and Dietetics Sciences	Psylinakis Emmanouil	Asst.	unmatched	high	low
HMU	Nutrition and Dietetics Sciences	Raikos Vasileios	Assoc.	unmatched	high	medium
HMU	Nutrition and Dietetics Sciences	Vamvakis Anastasios	Asst.	unmatched	high	low
HMU	Nutrition and Dietetics Sciences	Zafeiropoulos Vasileios	Prof.	unmatched	medium	high
HUA	Nutrition and Dietetics	Anastasiou Konstantinos	Assoc.	unmatched	high	medium
HUA	Nutrition and Dietetics	Chiou Antonia	Prof.	unmatched	high	medium
HUA	Nutrition and Dietetics	Dedousis Georgios	Prof.	low	high	medium
HUA	Nutrition and Dietetics	Fragkopoulou Elisavet	Prof.	unmatched	unmatched	low
HUA	Nutrition and Dietetics	Giannakoulia Mairi	Prof.	unmatched	unmatched	low
HUA	Nutrition and Dietetics	Giannakouris Nikos	Asst.	unmatched	medium	high
HUA	Nutrition and Dietetics	Gianni Amalia	Asst.	unmatched	unmatched	low
HUA	Nutrition and Dietetics	Kaliora Andriana	Prof.	unmatched	high	low
HUA	Nutrition and Dietetics	Kyriakou Adamantini	Prof.	unmatched	high	unmatched
HUA	Nutrition and Dietetics	Manios Ioannis	Prof.	unmatched	high	unmatched
HUA	Nutrition and Dietetics	Matala Antonia-Lida	Prof.	unmatched	high	low
HUA	Nutrition and Dietetics	Papanikolaou Giorgos	Prof.	unmatched	high	unmatched
HUA	Nutrition and Dietetics	Tsigkos Konstantinos	Prof.	unmatched	unmatched	unmatched
IHU	Biomedical Sciences	Andreadou Eleni	Prof.	unmatched	high	high
IHU	Biomedical Sciences	Bompos Matthaios	Asst.	unmatched	unmatched	unmatched
IHU	Biomedical Sciences	Chatzidimitriou Maria	Assoc.	unmatched	high	medium
IHU	Biomedical Sciences	Chatzopoulou Fani	Prof.	medium	high	low
IHU	Biomedical Sciences	Elevtheriou Faidra	Prof.	unmatched	unmatched	unmatched
IHU	Biomedical Sciences	Giannakou Ourania	Prof.	unmatched	unmatched	unmatched
IHU	Biomedical Sciences	Karapantzos Ilias	Prof.	unmatched	medium	medium
IHU	Biomedical Sciences	Konstantinidou Vasiliki	Prof.	unmatched	high	high
IHU	Biomedical Sciences	Leitourgiki Fysiologia	Prof.	unmatched	unmatched	unmatched
IHU	Biomedical Sciences	Lymperaki Evgenia	Prof.	unmatched	high	unmatched
IHU	Biomedical Sciences	Papaliagkas Vasileios	Prof.	unmatched	high	medium
IHU	Biomedical Sciences	Pessach Ilias	Asst.	unmatched	high	medium
IHU	Biomedical Sciences	Skepastianos Petros	Prof.	unmatched	high	low
IHU	Biomedical Sciences	Varlamis Sotirios	Prof.	unmatched	high	medium
IHU	Midwifery	Antonakou Angeliki	Assoc.	unmatched	high	low
IHU	Midwifery	Koukou Zoi	Asst.	unmatched	high	unmatched

Univ.	Department	Member	Grade	GS conf.	OA conf.	S2 conf.
IHU	Midwifery	Papasozomenou Panagiota	Assoc.	unmatched	high	low
IHU	Midwifery	Taskou Chrysoula	Asst.	unmatched	high	unmatched
IHU	Midwifery	Trouva THeoni-Ioanna	Asst.	unmatched	unmatched	unmatched
IHU	Nursing	Anakoinoseis Grammateias	Assoc.	unmatched	unmatched	unmatched
IHU	Nursing	Anakoinoseis Kathigiton	Assoc.	unmatched	unmatched	unmatched
IHU	Nursing	Bellali Thaleia	Prof.	unmatched	high	low
IHU	Nursing	Fountouki Antigoni	Assoc.	unmatched	high	low
IHU	Nursing	Kavkia Theodora	Assoc.	unmatched	unmatched	unmatched
IHU	Nursing	Kliniki Nosilevtiki	Assoc.	unmatched	unmatched	unmatched
IHU	Nursing	Koukourikos Konstantinos	Assoc.	unmatched	high	unmatched
IHU	Nursing	Kourkouta Lamprini	Prof.	unmatched	high	low
IHU	Nursing	Lavdaniti Maria	Prof.	unmatched	high	unmatched
IHU	Nursing	Liamopoulou Polyxeni	Assoc.	unmatched	high	low
IHU	Nursing	Mantziou Theodora	Assoc.	unmatched	high	low
IHU	Nursing	Minos Georgios	Prof.	unmatched	medium	low
IHU	Nursing	Monimes Anakoinoseis	Assoc.	unmatched	unmatched	unmatched
IHU	Nursing	Moschos Ioannis	Assoc.	medium	low	medium
IHU	Nursing	Theofanidis Dimitrios	Prof.	low	high	medium
IHU	Nursing	Tsaloglidou Areti	Prof.	unmatched	high	unmatched
IHU	Nursing	Viosystimatiki Viometria	Prof.	unmatched	unmatched	unmatched
IHU	Nutritional Sciences and Dietetics	Giannakoudaki Anna	Prof.	unmatched	high	medium
IHU	Nutritional Sciences and Dietetics	Kalogiannis Stavros	Prof.	unmatched	high	low
IHU	Nutritional Sciences and Dietetics	Karastogiannidou Kalliopi	Prof.	unmatched	medium	high
IHU	Nutritional Sciences and Dietetics	Kokokyris Lampros	Prof.	unmatched	unmatched	unmatched
IHU	Nutritional Sciences and Dietetics	Leontaridou Ioanna	Prof.	unmatched	medium	medium
IHU	Nutritional Sciences and Dietetics	Pagkalos Ioannis	Prof.	unmatched	high	medium
IHU	Nutritional Sciences and Dietetics	Papadopoulos Athanasios	Prof.	unmatched	high	medium
IHU	Nutritional Sciences and Dietetics	Papadopoulos Iordanis	Prof.	unmatched	high	unmatched
IHU	Nutritional Sciences and Dietetics	Papadopoulou Souzana	Prof.	low	high	unmatched
IHU	Nutritional Sciences and Dietetics	Vardaka Elisavet	Prof.	unmatched	medium	medium
IHU	Nutritional Sciences and Dietetics	Vasilopoulou Aimilia	Prof.	unmatched	unmatched	unmatched
IHU	Physiotherapy	Apokrypsi Epilogon	Prof.	unmatched	unmatched	unmatched
IHU	Physiotherapy	Apostolou Thomas	Prof.	unmatched	high	medium
IHU	Physiotherapy	Archeio Ana Etos	Prof.	unmatched	unmatched	unmatched
IHU	Physiotherapy	Archeio Ana Mina	Prof.	unmatched	unmatched	unmatched
IHU	Physiotherapy	Iakovidis Paris	Assoc.	unmatched	high	high
NKUA	Dentistry	Anagnostou Maria	Asst.	unmatched	high	medium
NKUA	Dentistry	Angelopoulos Christos	Prof.	medium	high	medium
NKUA	Dentistry	Bompetsis Georgios	Assoc.	unmatched	medium	high
NKUA	Dentistry	Chalazonitis Dimitrios	Prof.	unmatched	unmatched	low
NKUA	Dentistry	Damaskos Spyridon	Asst.	low	high	medium
NKUA	Dentistry	Dede Maria	Asst.	unmatched	high	medium
NKUA	Dentistry	Dereka Xanthippi	Assoc.	low	high	medium
NKUA	Dentistry	Farmakis Elevtherios-Terry	Asst.	unmatched	medium	unmatched
NKUA	Dentistry	Fourmouzis Ioannis	Asst.	unmatched	medium	high
NKUA	Dentistry	Gkizani Sotiria	Prof.	unmatched	high	high
NKUA	Dentistry	Iliadis Georgios	Prof.	unmatched	high	low
NKUA	Dentistry	Kamposiora Foteini	Assoc.	unmatched	unmatched	unmatched
NKUA	Dentistry	Kanellopoulou Antonia	Asst.	unmatched	high	low
NKUA	Dentistry	Karousis Ioannis	Prof.	unmatched	high	low
NKUA	Dentistry	Katoumas Kostantinos	Asst.	unmatched	medium	medium
NKUA	Dentistry	Koromantzos Panagiotis	Asst.	unmatched	high	unmatched
NKUA	Dentistry	Kosioni Anastasia	Prof.	unmatched	unmatched	unmatched
NKUA	Dentistry	Krokidis Andreas	Asst.	unmatched	high	high
NKUA	Dentistry	Madianos Foivos	Prof.	unmatched	medium	high
NKUA	Dentistry	Nikitakis Nikolaos	Prof.	unmatched	high	medium
NKUA	Dentistry	Papadopoulou Erofili	Asst.	unmatched	high	high
NKUA	Dentistry	Papaioannou Vasileios	Prof.	unmatched	medium	medium
NKUA	Dentistry	Papathanasiou Evangelos	Asst.	unmatched	high	unmatched
NKUA	Dentistry	Papavasileiou Georgios	Asst.	unmatched	high	medium
NKUA	Dentistry	Papazoglou Evstratios	Prof.	unmatched	unmatched	unmatched
NKUA	Dentistry	Pappa Evtychia	Asst.	unmatched	unmatched	unmatched
NKUA	Dentistry	Petridis Xenos	Asst.	unmatched	high	low
NKUA	Dentistry	Piperi Evangelia	Assoc.	low	high	unmatched
NKUA	Dentistry	Polychronopoulou Argyro	Prof.	low	high	low
NKUA	Dentistry	Rachiotis Christos	Prof.	unmatched	medium	high
NKUA	Dentistry	Sarafianou Aspasia	Asst.	unmatched	high	medium
NKUA	Dentistry	Schoinochoriti Ourania	Asst.	unmatched	medium	high
NKUA	Dentistry	Silvestros Spyridon	Asst.	unmatched	high	low
NKUA	Dentistry	Sykaras Nikitas	Assoc.	unmatched	high	unmatched
NKUA	Dentistry	Tosios Konstantinos	Assoc.	low	high	unmatched
NKUA	Dentistry	Vadiakas Georgios	Asst.	unmatched	low	low
NKUA	Dentistry	Vasilopoulos Spyridon	Asst.	medium	high	unmatched
NKUA	Dentistry	Vastardi Eleni	Assoc.	unmatched	high	unmatched
NKUA	Medicine	Adamakis Ioannis	Prof.	low	high	medium
NKUA	Medicine	Adamopoulos Christos	Asst.	unmatched	high	medium
NKUA	Medicine	Agrogiannis Georgios	Assoc.	low	high	medium
NKUA	Medicine	Alamanis Christos	Prof.	unmatched	high	low

Univ.	Department	Member	Grade	GS conf.	OA conf.	S2 conf.
NKUA	Medicine	Alexakis Nikolaos	Prof.	unmatched	low	medium
NKUA	Medicine	Alexandrou Andreas	Prof.	unmatched	high	unmatched
NKUA	Medicine	Alexopoulou Evthymia	Prof.	unmatched	unmatched	unmatched
NKUA	Medicine	Anagnostou Evangelos	Assoc.	unmatched	high	unmatched
NKUA	Medicine	Anagnostouli Maria	Assoc.	low	high	medium
NKUA	Medicine	Anastasiou Ioannis	Prof.	unmatched	medium	unmatched
NKUA	Medicine	Anastasopoulou Kleio	Prof.	unmatched	unmatched	low
NKUA	Medicine	Andreadou Elissavet	Asst.	unmatched	unmatched	unmatched
NKUA	Medicine	Angeli Konstantinia	Prof.	unmatched	unmatched	unmatched
NKUA	Medicine	Angouras Dimitrios	Prof.	low	high	medium
NKUA	Medicine	Antoniadou Anastasia	Prof.	unmatched	high	unmatched
NKUA	Medicine	Antsaklis Panagiotis	Asst.	unmatched	high	low
NKUA	Medicine	Aravantinos Leon	Assoc.	unmatched	high	medium
NKUA	Medicine	Arkadopoulos Nikolaos	Prof.	unmatched	high	medium
NKUA	Medicine	Armakolas Athanasios	Assoc.	unmatched	high	low
NKUA	Medicine	Avgerinos Evthymios	Assoc.	unmatched	unmatched	low
NKUA	Medicine	Baka Stavroula-georgitsa	Prof.	unmatched	high	unmatched
NKUA	Medicine	Bakogiannis Christos	Prof.	unmatched	high	low
NKUA	Medicine	Bakopoulou Flora	Prof.	unmatched	high	high
NKUA	Medicine	Bamias Aristotelis	Prof.	unmatched	high	unmatched
NKUA	Medicine	Bampis Georgios	Prof.	unmatched	unmatched	high
NKUA	Medicine	Basdra Evthymia	Prof.	unmatched	unmatched	unmatched
NKUA	Medicine	Benetou Vasiliki	Prof.	unmatched	high	low
NKUA	Medicine	Bimpas Athanasios	Prof.	unmatched	high	high
NKUA	Medicine	Boufidou Foteini	Assoc.	low	low	medium
NKUA	Medicine	Boutsikou Theodora	Prof.	unmatched	high	unmatched
NKUA	Medicine	Boviatsis Evstathios	Prof.	unmatched	unmatched	unmatched
NKUA	Medicine	Briana Despoina	Prof.	unmatched	high	low
NKUA	Medicine	Briasoulis Panagiotis	Asst.	unmatched	high	high
NKUA	Medicine	Chaidopoulos Dimitrios	Prof.	unmatched	low	low
NKUA	Medicine	Chalvatsiotis Panagiotis	Assoc.	unmatched	unmatched	unmatched
NKUA	Medicine	Charakida Marietta	Asst.	unmatched	high	medium
NKUA	Medicine	Charalampopoulos Alexandros	Prof.	unmatched	unmatched	high
NKUA	Medicine	Charalampopoulos Anestis	Prof.	low	high	unmatched
NKUA	Medicine	Charpidou Andriani	Assoc.	unmatched	low	unmatched
NKUA	Medicine	Chatzaras Ioannis	Asst.	unmatched	medium	high
NKUA	Medicine	Chatzigianni Aimilia	Prof.	unmatched	unmatched	unmatched
NKUA	Medicine	Chatzimanolis Alexandros	Asst.	unmatched	high	high
NKUA	Medicine	Chatzimichail Aikaterini	Lect.	unmatched	high	high
NKUA	Medicine	Chatziralli Eirini	Assoc.	unmatched	high	medium
NKUA	Medicine	Chatzistefanou Kleio	Assoc.	unmatched	unmatched	unmatched
NKUA	Medicine	Chavaki Sofia	Asst.	unmatched	unmatched	unmatched
NKUA	Medicine	Chologkitas Evangelos	Prof.	unmatched	unmatched	unmatched
NKUA	Medicine	Christodoulou Spyridon	Asst.	unmatched	high	unmatched
NKUA	Medicine	Chronopoulos Evstathios	Prof.	unmatched	unmatched	low
NKUA	Medicine	Chrysikos Dimosthenis	Asst.	unmatched	high	medium
NKUA	Medicine	Chrysofos Michail	Prof.	unmatched	medium	low
NKUA	Medicine	Dafnios Nikolaos	Prof.	unmatched	high	low
NKUA	Medicine	Dalamagka Maria	Prof.	medium	medium	unmatched
NKUA	Medicine	Daskalakis Georgios	Prof.	unmatched	medium	low
NKUA	Medicine	Delidis Alexandros	Assoc.	unmatched	high	medium
NKUA	Medicine	Dellaportas Dionysios	Asst.	low	high	low
NKUA	Medicine	Demesticha Theano	Prof.	low	high	unmatched
NKUA	Medicine	Devteraios Spyridon	Prof.	unmatched	unmatched	unmatched
NKUA	Medicine	Diamantopoulos Panagiotis	Asst.	unmatched	high	medium
NKUA	Medicine	Dikaios Dimitrios	Prof.	unmatched	high	low
NKUA	Medicine	Dimitrakakis Konstantinos	Prof.	unmatched	high	medium
NKUA	Medicine	Dimitriadis Kyriakos	Asst.	unmatched	high	unmatched
NKUA	Medicine	Dimitroulia Evangelia	Assoc.	unmatched	high	low
NKUA	Medicine	Dimitroulis Dimitrios	Prof.	unmatched	high	medium
NKUA	Medicine	Dimopoulos Georgios	Prof.	unmatched	high	unmatched
NKUA	Medicine	Dimopoulou Dimitra	Asst.	unmatched	high	unmatched
NKUA	Medicine	Dinopoulos Argyrios	Prof.	unmatched	high	low
NKUA	Medicine	Doits Maria-melani	Assoc.	unmatched	unmatched	low
NKUA	Medicine	Domali Aikaterini	Assoc.	unmatched	high	unmatched
NKUA	Medicine	Dona Artemisia	Prof.	unmatched	high	low
NKUA	Medicine	Dousi-anagnostopoulou Ypatia	Assoc.	unmatched	unmatched	unmatched
NKUA	Medicine	Douzenis Athanasios	Prof.	unmatched	high	low
NKUA	Medicine	Droutsas Konstantinos	Assoc.	unmatched	high	unmatched
NKUA	Medicine	Elevtheriadis Makarios	Prof.	unmatched	unmatched	unmatched
NKUA	Medicine	Evangelopoulos Dimitrios-stergios	Asst.	unmatched	high	low
NKUA	Medicine	Evangelopoulou Maria-elevtheria	Assoc.	unmatched	medium	medium
NKUA	Medicine	Evstathopoulos Evstathios	Prof.	unmatched	unmatched	unmatched
NKUA	Medicine	Fanouriakis Antonios	Asst.	unmatched	high	medium
NKUA	Medicine	Filippou Anastasios	Prof.	unmatched	medium	high
NKUA	Medicine	Filippou Dimitrios	Assoc.	unmatched	high	medium
NKUA	Medicine	Fragkiadis Evangelos	Asst.	unmatched	high	low
NKUA	Medicine	Fragkou Eleni	Asst.	unmatched	medium	low

Univ.	Department	Member	Grade	GS conf.	OA conf.	S2 conf.
NKUA	Medicine	Fragkoulidis Georgios	Prof.	medium	high	medium
NKUA	Medicine	Gakiopoulou Charikleia	Prof.	unmatched	high	low
NKUA	Medicine	Georgalas Ilias	Prof.	unmatched	high	unmatched
NKUA	Medicine	Georgopoulos Sotirios	Prof.	medium	high	medium
NKUA	Medicine	Giamarellos-mpourmpoulis Evangelos	Prof.	unmatched	unmatched	unmatched
NKUA	Medicine	Giannopoulos Sotirios	Prof.	unmatched	high	high
NKUA	Medicine	Giannoudis Panagiotis	Prof.	unmatched	unmatched	low
NKUA	Medicine	Giannouli Stavroula	Assoc.	unmatched	high	medium
NKUA	Medicine	Giapitzakis Christos	Assoc.	unmatched	unmatched	low
NKUA	Medicine	Gkagkari Eleni	Asst.	unmatched	unmatched	unmatched
NKUA	Medicine	Gkamaletsou Maria	Asst.	unmatched	medium	unmatched
NKUA	Medicine	Gkatzonis Stylianos	Prof.	unmatched	high	low
NKUA	Medicine	Gkiokas Georgios	Prof.	unmatched	high	medium
NKUA	Medicine	Gkogka Eleni	Prof.	unmatched	medium	low
NKUA	Medicine	Gkourtsogianni Sofia	Asst.	unmatched	high	high
NKUA	Medicine	Gkratziou Georgia-christina	Prof.	unmatched	unmatched	unmatched
NKUA	Medicine	Gkriniatsos Ioannis	Prof.	unmatched	unmatched	unmatched
NKUA	Medicine	Gonidakis Fragkiskos	Assoc.	unmatched	high	low
NKUA	Medicine	Gorgoulis Vasileios	Prof.	unmatched	high	medium
NKUA	Medicine	Goules Andreas	Asst.	unmatched	high	medium
NKUA	Medicine	Gournellis Rossetos	Prof.	unmatched	high	low
NKUA	Medicine	Grigoriadis Themistoklis	Assoc.	unmatched	high	unmatched
NKUA	Medicine	Grigoriou Stamatios	Assoc.	unmatched	medium	high
NKUA	Medicine	Iakovidou Nikoletta	Prof.	unmatched	high	low
NKUA	Medicine	Iliopoulos Aristeidis	Prof.	unmatched	unmatched	unmatched
NKUA	Medicine	Iliopoulos Dimitrios	Prof.	unmatched	high	unmatched
NKUA	Medicine	KANAKA-Gantenbein Christina	Prof.	low	high	medium
NKUA	Medicine	Kaditis Athanasios	Prof.	unmatched	high	medium
NKUA	Medicine	Kakisis Ioannis	Prof.	unmatched	high	unmatched
NKUA	Medicine	Kalampokas Emmanouil	Asst.	unmatched	high	unmatched
NKUA	Medicine	Kalampokas Theodoros	Asst.	unmatched	high	medium
NKUA	Medicine	Kalimeris Karampourniotis Konstantinos	Assoc.	unmatched	unmatched	unmatched
NKUA	Medicine	Kalliolias Georgios	Prof.	unmatched	high	low
NKUA	Medicine	Kalogeras Konstantinos	Asst.	unmatched	low	medium
NKUA	Medicine	Kaltsakas Georgios	Asst.	low	high	medium
NKUA	Medicine	Kaltsas Grigorios	Prof.	unmatched	high	medium
NKUA	Medicine	Kantzanou Maria	Assoc.	unmatched	high	medium
NKUA	Medicine	Kapsogeorgou Evstathia	Prof.	unmatched	low	low
NKUA	Medicine	Karadima Georgia	Assoc.	unmatched	high	medium
NKUA	Medicine	Karagiotis Theodoros	Asst.	unmatched	high	low
NKUA	Medicine	Karamanolis Georgios	Prof.	unmatched	high	medium
NKUA	Medicine	Karampinas Panagiotis	Asst.	low	high	low
NKUA	Medicine	Kararizou Evangelia	Prof.	unmatched	high	medium
NKUA	Medicine	Kassi Evanthia	Prof.	unmatched	high	unmatched
NKUA	Medicine	Kastritis Evstathios	Prof.	unmatched	low	low
NKUA	Medicine	Katoulis Alexandros	Prof.	unmatched	high	medium
NKUA	Medicine	Kattamis Antonios	Prof.	unmatched	high	unmatched
NKUA	Medicine	Kazazoglou Theodosia	Lect.	unmatched	high	low
NKUA	Medicine	Kelekis Alexios - Chrysostomos	Prof.	low	medium	unmatched
NKUA	Medicine	Kelekis Nikolaos	Prof.	unmatched	high	medium
NKUA	Medicine	Klonaris Christos	Prof.	unmatched	high	medium
NKUA	Medicine	Kokkinos Alexandros	Prof.	low	high	low
NKUA	Medicine	Kokori Styliani	Assoc.	unmatched	high	low
NKUA	Medicine	Kollias Georgios	Prof.	unmatched	medium	unmatched
NKUA	Medicine	Konsoulas Christos	Assoc.	unmatched	unmatched	unmatched
NKUA	Medicine	Konstantoulakis Manousos	Prof.	unmatched	high	low
NKUA	Medicine	Kontis Ioannis	Prof.	unmatched	high	low
NKUA	Medicine	Kontogeorgakos Vasileios	Prof.	unmatched	high	unmatched
NKUA	Medicine	Kontopidou Flora	Prof.	medium	high	low
NKUA	Medicine	Kontos Michail	Prof.	unmatched	medium	low
NKUA	Medicine	Kontzoglou Konstantinos	Prof.	unmatched	high	unmatched
NKUA	Medicine	Korkolopoulou Pinelopi	Prof.	unmatched	high	low
NKUA	Medicine	Kossyva Lydia	Assoc.	unmatched	high	high
NKUA	Medicine	Kotsantis Ioannis	Asst.	unmatched	high	medium
NKUA	Medicine	Kotsiou Antonia	Assoc.	unmatched	high	medium
NKUA	Medicine	Kotteas Ilias	Assoc.	unmatched	high	medium
NKUA	Medicine	Kouloulias Vasileios	Prof.	unmatched	high	medium
NKUA	Medicine	Koutoulidis Vasileios-vensan-kon/nos	Assoc.	low	high	unmatched
NKUA	Medicine	Kyriazoglou Anastasios	Asst.	unmatched	high	medium
NKUA	Medicine	Kyrodimos Evthymios	Prof.	unmatched	unmatched	unmatched
NKUA	Medicine	Kyrozis Andreas	Asst.	low	high	unmatched
NKUA	Medicine	Kyrtsoni Maria-christina	Prof.	unmatched	high	low
NKUA	Medicine	Lakiotaki Elevtheria	Asst.	unmatched	unmatched	low
NKUA	Medicine	Lampadiari Vaia	Prof.	unmatched	high	unmatched
NKUA	Medicine	Lamprinoudaki Eirini	Prof.	unmatched	unmatched	low
NKUA	Medicine	Lionaki Sofia	Asst.	low	high	medium
NKUA	Medicine	Loukas Konstantinos	Assoc.	unmatched	high	low
NKUA	Medicine	Loukidis Stylianos	Prof.	unmatched	high	unmatched

Univ.	Department	Member	Grade	GS conf.	OA conf.	S2 conf.
NKUA	Medicine	Lykoudis Panagis	Asst.	unmatched	high	low
NKUA	Medicine	Lymperopoulos Evngelos	Prof.	unmatched	unmatched	low
NKUA	Medicine	Lyros Orestis	Asst.	unmatched	high	unmatched
NKUA	Medicine	Machairiotis Nikolaos	Asst.	unmatched	high	unmatched
NKUA	Medicine	Mageira Eleni	Prof.	unmatched	unmatched	low
NKUA	Medicine	Magklara Konstantina	Asst.	unmatched	high	unmatched
NKUA	Medicine	Makris Michail	Assoc.	medium	medium	unmatched
NKUA	Medicine	Makrylakis Konstantinos	Prof.	unmatched	medium	high
NKUA	Medicine	Malagari Aikaterini	Prof.	unmatched	high	medium
NKUA	Medicine	Manali Evfrosyni	Assoc.	unmatched	unmatched	low
NKUA	Medicine	Manios Evstathios	Prof.	unmatched	unmatched	unmatched
NKUA	Medicine	Manolakopoulos Spilios	Prof.	unmatched	high	low
NKUA	Medicine	Manousakis Menelaos	Prof.	unmatched	low	low
NKUA	Medicine	Mantas Dimitrios	Prof.	low	high	unmatched
NKUA	Medicine	Marinos Georgios	Asst.	unmatched	high	low
NKUA	Medicine	Masdrakis Vasileios	Assoc.	unmatched	medium	medium
NKUA	Medicine	Mastorakos Georgios	Prof.	unmatched	high	medium
NKUA	Medicine	Mavragani Kleio	Prof.	unmatched	low	low
NKUA	Medicine	Mavrogenis Andreas	Prof.	unmatched	high	medium
NKUA	Medicine	Megalooikonomos Panagiotis	Asst.	unmatched	medium	medium
NKUA	Medicine	Melemeni Aikaterini	Prof.	unmatched	high	unmatched
NKUA	Medicine	Meletiadis Iosif	Assoc.	unmatched	medium	high
NKUA	Medicine	Menenakos Evangelos	Prof.	unmatched	high	medium
NKUA	Medicine	Mentzelopoulos Spyridon	Prof.	unmatched	medium	unmatched
NKUA	Medicine	Michala Stavroula	Assoc.	unmatched	high	unmatched
NKUA	Medicine	Misiakos Evangelos	Prof.	unmatched	high	medium
NKUA	Medicine	Mitropoulos Dionysios	Prof.	unmatched	high	low
NKUA	Medicine	Mitsikostas Dimos-dimitrios	Prof.	unmatched	high	low
NKUA	Medicine	Moschou Evangelia-maria	Prof.	unmatched	medium	low
NKUA	Medicine	Moulavasilis Napoleon	Asst.	unmatched	high	unmatched
NKUA	Medicine	Moulopoulou Lia-evangelia	Prof.	unmatched	high	low
NKUA	Medicine	Mourouzis Iordanis	Prof.	unmatched	high	unmatched
NKUA	Medicine	Moutsatsou - Ladikou Paraskevi	Prof.	unmatched	high	high
NKUA	Medicine	Nikiteas Nikolaos	Prof.	unmatched	high	medium
NKUA	Medicine	Nikolaidou Ilektra	Prof.	unmatched	unmatched	unmatched
NKUA	Medicine	Nikolaou Vasiliki	Asst.	unmatched	high	medium
NKUA	Medicine	Nikolopoulos Thomas	Prof.	unmatched	high	medium
NKUA	Medicine	Nonni Afroditi	Prof.	low	high	unmatched
NKUA	Medicine	Oikonomidis Ignatios	Prof.	unmatched	high	high
NKUA	Medicine	Oikonomopoulou Panagiota	Asst.	unmatched	low	unmatched
NKUA	Medicine	Oikonomou Emmanouil	Assoc.	unmatched	unmatched	medium
NKUA	Medicine	Palikaras Konstatinos	Asst.	unmatched	low	low
NKUA	Medicine	Panagiotidis Ioannis	Prof.	unmatched	high	medium
NKUA	Medicine	Panoskaltsis Theodoros	Assoc.	low	high	medium
NKUA	Medicine	Panoulis Konstantinos	Prof.	unmatched	high	unmatched
NKUA	Medicine	Panourgia Evangelia	Asst.	unmatched	high	low
NKUA	Medicine	Pantelis Evangelos	Assoc.	unmatched	low	medium
NKUA	Medicine	Pantos Konstantinos	Prof.	unmatched	high	low
NKUA	Medicine	Papadopoulos Dimitrios	Asst.	unmatched	high	medium
NKUA	Medicine	Papaevangelou Vasiliki	Prof.	unmatched	high	medium
NKUA	Medicine	Papageorgiou Sokratis	Prof.	unmatched	high	high
NKUA	Medicine	Papageorgiou Sotiris	Asst.	low	high	unmatched
NKUA	Medicine	Papaioannou Theodoros	Prof.	unmatched	high	medium
NKUA	Medicine	Papakonstantinou Ioannis	Prof.	unmatched	high	medium
NKUA	Medicine	Papakonstantinou Olympia	Assoc.	unmatched	high	unmatched
NKUA	Medicine	Papangelopoulos Panagiotis	Prof.	unmatched	unmatched	unmatched
NKUA	Medicine	Papaparaskevas Iosif	Prof.	unmatched	medium	high
NKUA	Medicine	Paparrigopoulos Thomas	Prof.	unmatched	high	low
NKUA	Medicine	Papaspyropoulos Angelos	Asst.	unmatched	high	low
NKUA	Medicine	Papavasileiou Athanasios	Prof.	unmatched	medium	medium
NKUA	Medicine	Pappa Kalliopi	Prof.	unmatched	high	medium
NKUA	Medicine	Pappa Vasiliki	Prof.	unmatched	high	medium
NKUA	Medicine	Pappas Elevtherios	Asst.	unmatched	unmatched	unmatched
NKUA	Medicine	Parisis Ioannis	Prof.	unmatched	high	medium
NKUA	Medicine	Patapis Pavlos	Prof.	unmatched	high	medium
NKUA	Medicine	Pechlivanidis Artemios	Prof.	unmatched	medium	high
NKUA	Medicine	Pergialiotis Vasileios	Asst.	low	high	low
NKUA	Medicine	Piperi Christina	Prof.	low	high	high
NKUA	Medicine	Pittaras Theodoros	Asst.	unmatched	high	low
NKUA	Medicine	Pityrigka Vasiliki	Assoc.	unmatched	unmatched	unmatched
NKUA	Medicine	Pnevmatikos Spyridon	Prof.	unmatched	high	low
NKUA	Medicine	Politi Aikaterini	Prof.	unmatched	low	unmatched
NKUA	Medicine	Politis Antonios	Prof.	unmatched	high	medium
NKUA	Medicine	Politis Marios	Prof.	unmatched	high	high
NKUA	Medicine	Politou Marianna	Prof.	unmatched	high	unmatched
NKUA	Medicine	Polyzogopoulou Evtychia	Assoc.	unmatched	unmatched	low
NKUA	Medicine	Pons-rontrigketh Maria-roze	Prof.	unmatched	unmatched	unmatched
NKUA	Medicine	Potagas Konstantinos	Prof.	unmatched	high	medium

Univ.	Department	Member	Grade	GS conf.	OA conf.	S2 conf.
NKUA	Medicine	Poulakou Garyfallia	Assoc.	low	high	low
NKUA	Medicine	Poulopoulou Kornilia	Prof.	unmatched	unmatched	low
NKUA	Medicine	Pournaras Spyridon	Prof.	low	high	low
NKUA	Medicine	Protogerou Athanasios	Prof.	low	high	medium
NKUA	Medicine	Protopapas Athanasios	Prof.	unmatched	high	unmatched
NKUA	Medicine	Psychogyiou Mina	Prof.	unmatched	medium	high
NKUA	Medicine	Psyrri Diamanto	Prof.	unmatched	medium	unmatched
NKUA	Medicine	Rallidis Loukianos	Prof.	unmatched	high	low
NKUA	Medicine	Ranellou Kyriaki	Asst.	unmatched	high	low
NKUA	Medicine	Rentzos Michail	Assoc.	unmatched	high	medium
NKUA	Medicine	Riga Maria	Asst.	medium	high	medium
NKUA	Medicine	Roumpelaki Maria	Prof.	unmatched	unmatched	unmatched
NKUA	Medicine	Routsias Ioannis	Assoc.	unmatched	high	low
NKUA	Medicine	Saetta Angeliki	Prof.	unmatched	high	medium
NKUA	Medicine	Samarkos Michail	Prof.	unmatched	high	medium
NKUA	Medicine	Sampatakou Eleni	Assoc.	unmatched	unmatched	high
NKUA	Medicine	Sanoudou Despoina	Prof.	unmatched	medium	low
NKUA	Medicine	Saranteas Theodosios	Prof.	unmatched	high	low
NKUA	Medicine	Savvidou Olga	Prof.	unmatched	high	medium
NKUA	Medicine	Schizas Dimitrios	Assoc.	unmatched	high	medium
NKUA	Medicine	Sfikakis Petros	Prof.	unmatched	high	low
NKUA	Medicine	Sfyroeras Georgios	Asst.	unmatched	high	medium
NKUA	Medicine	Sgouros Spyridon	Asst.	low	high	unmatched
NKUA	Medicine	Siachanidou Soultana	Prof.	unmatched	unmatched	unmatched
NKUA	Medicine	Siakantari Marina	Prof.	unmatched	high	low
NKUA	Medicine	Siasos Gerasimos	Prof.	unmatched	high	unmatched
NKUA	Medicine	Sidiropoulou Tatiani	Prof.	unmatched	unmatched	low
NKUA	Medicine	Sigala Fragkiska	Prof.	unmatched	high	medium
NKUA	Medicine	Simopoulou Maria	Prof.	unmatched	high	unmatched
NKUA	Medicine	Skarmeas Nikolaos	Prof.	unmatched	high	low
NKUA	Medicine	Sofokleous Chrystallena	Asst.	unmatched	unmatched	low
NKUA	Medicine	Sotiropoulos Georgios	Prof.	unmatched	high	medium
NKUA	Medicine	Sougioultzis Stavros	Prof.	unmatched	high	medium
NKUA	Medicine	Soulioti Elevtheria	Asst.	unmatched	unmatched	low
NKUA	Medicine	Soultanis Konstantinos	Prof.	unmatched	high	medium
NKUA	Medicine	Souvatzoglou Michail	Asst.	unmatched	high	low
NKUA	Medicine	Spanakis Nikolaos	Prof.	unmatched	high	medium
NKUA	Medicine	Spiliopoulou Chaido	Prof.	unmatched	high	unmatched
NKUA	Medicine	Staikou Chrysoula	Prof.	unmatched	high	low
NKUA	Medicine	Stamatelopoulos Kimon	Prof.	unmatched	high	low
NKUA	Medicine	Stavropoulos Marios	Asst.	unmatched	high	unmatched
NKUA	Medicine	Stavropoulos Nikolaos	Asst.	unmatched	high	medium
NKUA	Medicine	Stavros Sofoklis	Asst.	unmatched	high	low
NKUA	Medicine	Stefanidis Konstantinos	Prof.	unmatched	high	medium
NKUA	Medicine	Stefanis Nikolaos	Prof.	unmatched	high	medium
NKUA	Medicine	Stratakos Grigorios	Prof.	unmatched	high	unmatched
NKUA	Medicine	Stratigos Alexandros	Prof.	unmatched	high	unmatched
NKUA	Medicine	Stravodimos Konstantinos	Prof.	unmatched	high	medium
NKUA	Medicine	Stringaris Argyrios	Prof.	unmatched	unmatched	low
NKUA	Medicine	Sypsa Vasilki-anastasia	Prof.	unmatched	unmatched	low
NKUA	Medicine	Sypsas Nikolaos	Prof.	unmatched	high	high
NKUA	Medicine	Syrigos Konstantinos	Prof.	low	low	medium
NKUA	Medicine	Syrigou Aikaterini	Assoc.	unmatched	high	low
NKUA	Medicine	Syristatidis Charalampos	Prof.	unmatched	unmatched	unmatched
NKUA	Medicine	Tasios Panagiotis	Assoc.	unmatched	high	low
NKUA	Medicine	Tentolouris Nikolaos	Prof.	unmatched	high	medium
NKUA	Medicine	Thanopoulou Anastasia	Assoc.	unmatched	high	medium
NKUA	Medicine	Theocharis Stamatios	Prof.	low	high	low
NKUA	Medicine	Theodoridou Kalliopi	Asst.	unmatched	high	medium
NKUA	Medicine	Theodoropoulos Georgios	Prof.	unmatched	high	medium
NKUA	Medicine	Theodosiadis Panagiotis	Prof.	unmatched	high	low
NKUA	Medicine	Thomakos Nikolaos	Assoc.	unmatched	high	low
NKUA	Medicine	Thomopoulou Georgia-eleni	Assoc.	unmatched	high	low
NKUA	Medicine	Thymara Eirini	Assoc.	unmatched	high	unmatched
NKUA	Medicine	Tiniakou Konstantina	Prof.	unmatched	unmatched	unmatched
NKUA	Medicine	Tomos Periklis	Prof.	unmatched	high	unmatched
NKUA	Medicine	Toulopoulou Timothea	Assoc.	unmatched	low	low
NKUA	Medicine	Touloumi Panagiota	Prof.	unmatched	unmatched	low
NKUA	Medicine	Toutouzas Konstantinos Tou Geor.	Prof.	unmatched	high	unmatched
NKUA	Medicine	Triantafyllou Konstantinos	Prof.	unmatched	high	medium
NKUA	Medicine	Triantafyllou Stamatina	Asst.	unmatched	high	unmatched
NKUA	Medicine	Trougkos Konstantinos	Assoc.	unmatched	unmatched	unmatched
NKUA	Medicine	Tsakotos Georgios	Asst.	unmatched	high	medium
NKUA	Medicine	Tsarmpopoulos Antonios	Prof.	unmatched	unmatched	unmatched
NKUA	Medicine	Tsaroucha-dimitropoulou Athanasia	Assoc.	unmatched	unmatched	unmatched
NKUA	Medicine	Tsiachris Dimitrios	Asst.	low	high	low
NKUA	Medicine	Tsirigotis Panagiotis	Prof.	unmatched	high	medium
NKUA	Medicine	Tsitsami Eleni	Asst.	unmatched	high	low

Univ.	Department	Member	Grade	GS conf.	OA conf.	S2 conf.
NKUA	Medicine	Tsitsika Artemisia	Assoc.	unmatched	high	low
NKUA	Medicine	Tsoumakidou Maria	Assoc.	unmatched	high	unmatched
NKUA	Medicine	Tsourouflis Gerasimos	Assoc.	unmatched	high	unmatched
NKUA	Medicine	Tyligada Aikaterini	Prof.	unmatched	high	low
NKUA	Medicine	Tzavellas Ilias	Assoc.	unmatched	high	low
NKUA	Medicine	Tzilas Vasileios	Asst.	unmatched	high	low
NKUA	Medicine	Tzioufas Athanasios	Prof.	unmatched	high	unmatched
NKUA	Medicine	Tzouvelekis Leonidas	Assoc.	unmatched	unmatched	unmatched
NKUA	Medicine	Vailas Michail	Asst.	low	high	unmatched
NKUA	Medicine	Vakas Panagiotis	Prof.	low	high	low
NKUA	Medicine	Vardavas Konstantinos	Asst.	unmatched	medium	medium
NKUA	Medicine	Varelas Panagiotis	Prof.	unmatched	medium	medium
NKUA	Medicine	Varkarakis Ioannis	Prof.	unmatched	high	low
NKUA	Medicine	Vartzelis Georgios	Assoc.	unmatched	medium	unmatched
NKUA	Medicine	Vasilakopoulos Theodoros Tou Panagioti	Prof.	low	high	high
NKUA	Medicine	Vasileiadis Ilias	Asst.	unmatched	medium	high
NKUA	Medicine	Vasileiou Panteleimon	Prof.	unmatched	unmatched	unmatched
NKUA	Medicine	Vasileiou Stavros	Prof.	unmatched	medium	high
NKUA	Medicine	Vasilopoulos Dimitrios	Prof.	unmatched	high	medium
NKUA	Medicine	Vasilopoulou Sofia	Asst.	unmatched	high	medium
NKUA	Medicine	Vavouranakis Emmanouil	Prof.	low	high	medium
NKUA	Medicine	Velonakis Georgios	Asst.	unmatched	high	medium
NKUA	Medicine	Verykokos Christos	Assoc.	unmatched	unmatched	unmatched
NKUA	Medicine	Vlachodimitropoulos Dimitrios	Prof.	unmatched	high	medium
NKUA	Medicine	Vlachogiannakos Ioannis	Prof.	low	medium	low
NKUA	Medicine	Vlachogiannopoulos Panagiotis	Prof.	unmatched	unmatched	unmatched
NKUA	Medicine	Vlachos Nikolaos	Prof.	unmatched	high	medium
NKUA	Medicine	Vlamis Ioannis	Assoc.	unmatched	high	unmatched
NKUA	Medicine	Voulgarelis Michail	Prof.	unmatched	high	low
NKUA	Medicine	Vryoni Georgia	Prof.	unmatched	medium	high
NKUA	Medicine	Xepapadaki Paraskevi	Prof.	unmatched	low	low
NKUA	Medicine	Zagouri Flora	Prof.	unmatched	high	unmatched
NKUA	Medicine	Zaoutis Theoklis-ilias	Prof.	unmatched	high	medium
NKUA	Medicine	Zerva Loukia	Assoc.	unmatched	high	low
NKUA	Medicine	Zervas Ioannis	Prof.	unmatched	high	medium
NKUA	Medicine	Ziogas Dimitrios	Asst.	unmatched	high	medium
NKUA	Medicine	Zoumakis Emmanouil	Asst.	unmatched	high	unmatched
NKUA	Nursing	Birmpas Konstantinos	Prof.	unmatched	unmatched	unmatched
NKUA	Nursing	Chatzoulis Michail	Assoc.	unmatched	unmatched	unmatched
NKUA	Nursing	Dafni Ourania	Prof.	unmatched	medium	low
NKUA	Nursing	Elevsiniotis Ioannis	Prof.	unmatched	unmatched	unmatched
NKUA	Nursing	Fotos Nikolaos	Assoc.	unmatched	high	low
NKUA	Nursing	Giannakopoulou Margarita	Prof.	unmatched	high	medium
NKUA	Nursing	Kaklamanos Ioannis	Prof.	unmatched	high	high
NKUA	Nursing	Kalafati Maria	Asst.	unmatched	high	medium
NKUA	Nursing	Kalokairinou Athina	Prof.	low	high	low
NKUA	Nursing	Karamouzis Michail	Prof.	unmatched	high	unmatched
NKUA	Nursing	Katsoulas Theodoros	Prof.	unmatched	high	medium
NKUA	Nursing	Konstantinou Evangelos	Prof.	unmatched	high	low
NKUA	Nursing	Koukia Evmorfia	Prof.	unmatched	high	low
NKUA	Nursing	Kourlampa Georgia	Asst.	unmatched	unmatched	unmatched
NKUA	Nursing	Myrianthevs Pavlos	Prof.	unmatched	unmatched	unmatched
NKUA	Nursing	Patiraki Elisavet	Prof.	unmatched	low	low
NKUA	Nursing	Pavlopoulou Ioanna	Prof.	low	high	medium
NKUA	Nursing	Sourtzi Panagiota	Prof.	unmatched	high	low
NKUA	Nursing	Tseroni Marigo	Asst.	unmatched	unmatched	low
NKUA	Pharmacy	Anastasia-Georgia Pippa	Asst.	unmatched	unmatched	unmatched
NKUA	Pharmacy	Angeliki Kourounaki	Prof.	unmatched	unmatched	unmatched
NKUA	Pharmacy	Antonios Kolokouris	Prof.	unmatched	high	low
NKUA	Pharmacy	Aristeidis Dokoumetzidis	Prof.	unmatched	high	unmatched
NKUA	Pharmacy	Christos Liolios	Asst.	medium	high	unmatched
NKUA	Pharmacy	Eirini Panteri	Prof.	unmatched	unmatched	high
NKUA	Pharmacy	Emmanouil Mikros	Prof.	unmatched	unmatched	low
NKUA	Pharmacy	Evangelos Karalis	Assoc.	unmatched	high	low
NKUA	Pharmacy	Evstathia Ioannou	Prof.	unmatched	unmatched	unmatched
NKUA	Pharmacy	Grigorios Zoidis	Prof.	unmatched	unmatched	unmatched
NKUA	Pharmacy	Ioannis Dotsikas	Prof.	unmatched	high	unmatched
NKUA	Pharmacy	Konstantinos Demetzos	Prof.	unmatched	high	low
NKUA	Pharmacy	Maria Chalampalaki	Assoc.	unmatched	unmatched	unmatched
NKUA	Pharmacy	Marilena Vlachou	Prof.	unmatched	high	unmatched
NKUA	Pharmacy	Nektarios Alligiannis	Prof.	unmatched	unmatched	low
NKUA	Pharmacy	Nikolais Pouli	Prof.	unmatched	unmatched	unmatched
NKUA	Pharmacy	Nikolaos Fokialakis	Assoc.	unmatched	high	unmatched
NKUA	Pharmacy	Prokopis Magiatis	Assoc.	unmatched	high	unmatched
NKUA	Pharmacy	Vasileios Myrianthopoulos	Asst.	unmatched	unmatched	unmatched
NKUA	Pharmacy	Vasileios Roussis	Prof.	unmatched	high	unmatched
UNIWA	Biomedical Sciences	Bakas Athanasios Kathigitis	Prof.	unmatched	high	low
UNIWA	Biomedical Sciences	Balafouta Myrsini Epikouri	Asst.	unmatched	low	medium

Univ.	Department	Member	Grade	GS conf.	OA conf.	S2 conf.
UNIWA	Biomedical Sciences	Chaniotis Dimitrios Kathigitis	Prof.	unmatched	low	medium
UNIWA	Biomedical Sciences	Dryllis Georgios Epikouros	Asst.	unmatched	high	medium
UNIWA	Biomedical Sciences	Fountzoula Christina Anaplirotria	Assoc.	unmatched	high	low
UNIWA	Biomedical Sciences	Galiatsatos Aristeidis Anaplirotis	Assoc.	unmatched	medium	medium
UNIWA	Biomedical Sciences	Giannikakis Stavros Kathigitis	Prof.	unmatched	unmatched	low
UNIWA	Biomedical Sciences	Ioannidou Alexandra	Lect.	unmatched	medium	medium
UNIWA	Biomedical Sciences	Karampatsas Konstantinos Epikouros	Asst.	unmatched	unmatched	medium
UNIWA	Biomedical Sciences	Kechagias Dimitrios Kathigitis	Prof.	unmatched	high	unmatched
UNIWA	Biomedical Sciences	Kintziou Eleni Kathigitria	Prof.	low	high	low
UNIWA	Biomedical Sciences	Kriempardis Anastasios Kathigitis	Prof.	unmatched	medium	high
UNIWA	Biomedical Sciences	Lavdas Elevtherios Kathigitis	Prof.	unmatched	unmatched	low
UNIWA	Biomedical Sciences	Michalopoulos Evstathios Epikouros	Asst.	unmatched	unmatched	unmatched
UNIWA	Biomedical Sciences	Papageorgiou Evstathia Kathigitria	Prof.	unmatched	unmatched	unmatched
UNIWA	Biomedical Sciences	Pappas Evangelos Anaplirotis	Assoc.	unmatched	high	unmatched
UNIWA	Biomedical Sciences	Periklis Papavasileiou Epikouros	Asst.	unmatched	unmatched	unmatched
UNIWA	Biomedical Sciences	Pilakouta Myrofora Anaplirotria	Assoc.	unmatched	low	low
UNIWA	Biomedical Sciences	Plakitsi Athina Epikouri	Asst.	unmatched	high	unmatched
UNIWA	Biomedical Sciences	Promponas Antonios Kathigitis	Prof.	unmatched	medium	low
UNIWA	Biomedical Sciences	Rallis Evstathios Anaplirotis	Assoc.	unmatched	unmatched	unmatched
UNIWA	Biomedical Sciences	Sempepou Ioanna	Lect.	unmatched	unmatched	unmatched
UNIWA	Biomedical Sciences	Trapali Maria Epikouri	Asst.	unmatched	high	low
UNIWA	Biomedical Sciences	Varvaresou Athanasia Kathigitria	Prof.	unmatched	high	unmatched
UNIWA	Biomedical Sciences	Vasileios Vergos Epikouros	Asst.	unmatched	high	unmatched
UNIWA	Biomedical Sciences	Vogiatzaki Chrysanthi Epikouri	Asst.	unmatched	unmatched	unmatched
UNIWA	Midwifery	Bolou Angeliki Epikouri	Asst.	low	high	low
UNIWA	Midwifery	Bothou Anastasia Epikouri	Asst.	low	high	unmatched
UNIWA	Midwifery	Charizopoulou Vikentia Epikouri	Asst.	unmatched	unmatched	unmatched
UNIWA	Midwifery	Dagla Maria Kathigitria	Assoc.	unmatched	low	low
UNIWA	Midwifery	Diamanti Athina Epikouri	Asst.	low	high	low
UNIWA	Midwifery	Giaxi Paraskevi Epikouri	Asst.	unmatched	high	high
UNIWA	Midwifery	Iliadou Maria Anaplirotria	Assoc.	unmatched	high	medium
UNIWA	Midwifery	Kokkinari Artemisia Epikouri	Asst.	unmatched	high	high
UNIWA	Midwifery	Kyrkou Giannoula Anaplirotria	Assoc.	unmatched	high	low
UNIWA	Midwifery	Metallinou Dimitra Epikouri	Asst.	unmatched	high	medium
UNIWA	Midwifery	Tzimourta Katerina Epikouri	Asst.	unmatched	medium	medium
UNIWA	Midwifery	Vivilaki Viktoria Kathigitria	Prof.	unmatched	high	low
UNIWA	Midwifery	Xanthos Theodoros Kathigitis	Prof.	unmatched	high	medium
UNIWA	Nursing	Alikari Viktoria Epikouri	Asst.	unmatched	unmatched	low
UNIWA	Nursing	Dafogianni Chrysoula Kathigitria	Prof.	low	high	low
UNIWA	Nursing	Dimakakos Evangelos Epikouros	Asst.	unmatched	high	low
UNIWA	Nursing	Kampa Evrydiki Kathigitria	Prof.	unmatched	unmatched	low
UNIWA	Nursing	Kapadochos Theodoros Anaplirotis	Assoc.	unmatched	high	medium
UNIWA	Nursing	Koutelekos Ioannis Anaplirotis	Assoc.	low	high	medium
UNIWA	Nursing	Misouridou Evdokia Kathigitria	Prof.	unmatched	high	medium
UNIWA	Nursing	Papageorgiou Dimitrios Kathigitis	Prof.	medium	high	unmatched
UNIWA	Nursing	Parissopoulos Stylianos Epikouros	Asst.	low	high	unmatched
UNIWA	Nursing	Polykandrioti Maria Kathigitria	Prof.	unmatched	high	high
UNIWA	Nursing	Vlachou Evgenia Kathigitria	Prof.	low	high	low
UNIWA	Occupational Therapy	Athanasia Alexoudi Epikouri	Asst.	unmatched	high	unmatched
UNIWA	Occupational Therapy	Bamplekos Georgios Epikouros	Asst.	unmatched	unmatched	unmatched
UNIWA	Occupational Therapy	Ilektra Petra,	Asst.	unmatched	unmatched	unmatched
UNIWA	Occupational Therapy	Ouzouni Christina Kathigitria	Prof.	unmatched	high	low
UNIWA	Occupational Therapy	Tzonichaki Ioanna Kathigitria	Prof.	unmatched	high	low
UNIWA	Physiotherapy	Bakalidou Dafni Kathigitria	Prof.	unmatched	unmatched	low
UNIWA	Physiotherapy	Georgoudis Georgios Kathigitis	Prof.	unmatched	high	low
UNIWA	Physiotherapy	Grammatopoulou Eirini Kathigitria	Prof.	low	high	low
UNIWA	Physiotherapy	Koumantakis Georgios Anaplirotis	Assoc.	unmatched	high	medium
UNIWA	Physiotherapy	Krekoukias Georgios Epikouros	Asst.	unmatched	high	low
UNIWA	Physiotherapy	Papathanasiou Georgios Kathigitis	Prof.	unmatched	high	unmatched
UNIWA	Physiotherapy	Patsaki Eirini Epikouri	Asst.	low	high	low
UNIWA	Physiotherapy	Vrouva Sotiria Epikouri	Asst.	low	high	low
UNIWA	Public Health Policies	Athanasakis Kostas Anaplirotis	Assoc.	unmatched	high	medium
UNIWA	Public Health Policies	Dounias Giorgos Kathigitis	Prof.	unmatched	medium	medium
UNIWA	Public Health Policies	Gkarani-Papadatou Stamatia Kathigitria	Prof.	unmatched	unmatched	unmatched
UNIWA	Public Health Policies	Kavoura Olga Anaplirotria	Assoc.	unmatched	unmatched	low
UNIWA	Public Health Policies	Maniadakis Nikos Kathigitis	Prof.	low	low	medium
UNIWA	Public Health Policies	Papanikolaou Vasiliki Anaplirotria	Assoc.	unmatched	high	unmatched
UNIWA	Public Health Policies	Patsoula Eleni Kathigitria	Prof.	unmatched	high	low
UNIWA	Public Health Policies	Pavi Elpida Kosmitor	Prof.	unmatched	high	low
UNIWA	Public Health Policies	Sergentanis Theodoros Anaplirotis	Assoc.	unmatched	high	medium
UNIWA	Public Health Policies	Simou Efi Anaplirotria	Assoc.	unmatched	medium	low
UNIWA	Public Health Policies	Tsogka Areti Epikouri	Asst.	unmatched	unmatched	unmatched
UNIWA	Public Health Policies	Tzanakaki Tzortzina Antiproedros	Prof.	unmatched	unmatched	low
UNIWA	Public Health Policies	Vasilakou Nair-Tonia Proedros	Prof.	unmatched	high	medium
UNIWA	Public Health Policies	Zavras Dimitrios Anaplirotis	Assoc.	low	medium	medium
UNIWA	Public and Community Health	Barmpouni Anastasia Kathigitria	Assoc.	unmatched	unmatched	unmatched
UNIWA	Public and Community Health	Bouri Maria Epikouri	Asst.	unmatched	high	low
UNIWA	Public and Community Health	Delezos Konstantinos Epikouros	Asst.	unmatched	high	high

Univ.	Department	Member	Grade	GS conf.	OA conf.	S2 conf.
UNIWA	Public and Community Health	Koumpouros Ioannis Kathigitis	Prof.	unmatched	high	medium
UNIWA	Public and Community Health	Langas Dimitrios Anaplirotis	Assoc.	unmatched	unmatched	low
UNIWA	Public and Community Health	Notara Venetia Kathigitria	Prof.	unmatched	high	low
UNIWA	Public and Community Health	Papadas Ioannis Anaplirotis	Assoc.	unmatched	high	low
UNIWA	Public and Community Health	Prapas Christos Epikouros	Asst.	unmatched	high	low
UNIWA	Public and Community Health	Sakellari Evanthia Kathigitria	Prof.	unmatched	high	unmatched
UNIWA	Public and Community Health	Skanavi Konstantina Kathigitria	Prof.	unmatched	unmatched	unmatched
UNIWA	Public and Community Health	Zakynthinos Georgios Kathigitis	Prof.	unmatched	high	medium
UPatras	Medicine	Antonakis Georgios	Prof.	unmatched	medium	unmatched
UPatras	Medicine	Antonakopoulos Nikolaos	Asst.	unmatched	high	medium
UPatras	Medicine	Apostolopoulos Dimitrios	Prof.	unmatched	low	low
UPatras	Medicine	Aretha Diamanto	Assoc.	unmatched	low	low
UPatras	Medicine	Argentou Maria-Ioanna	Assoc.	unmatched	high	unmatched
UPatras	Medicine	Asimakopoulos Stylianos	Prof.	unmatched	medium	high
UPatras	Medicine	Asimakopoulou Martha	Assoc.	unmatched	unmatched	low
UPatras	Medicine	Blani Virginia-Aikaterini	Asst.	unmatched	unmatched	unmatched
UPatras	Medicine	Bratsiakou Adamantia	Asst.	unmatched	high	unmatched
UPatras	Medicine	Bravou Vasiliki	Prof.	unmatched	high	low
UPatras	Medicine	Champaios Ioannis	Prof.	unmatched	unmatched	unmatched
UPatras	Medicine	Charokopos Nikolaos	Assoc.	unmatched	high	low
UPatras	Medicine	Cheiladakis Ioannis	Assoc.	unmatched	unmatched	unmatched
UPatras	Medicine	Chroni Elissavet	Prof.	unmatched	unmatched	low
UPatras	Medicine	Chrysis Dionysios	Prof.	unmatched	high	low
UPatras	Medicine	Daniilidis Vasileios	Prof.	unmatched	medium	unmatched
UPatras	Medicine	Daousis Dimitrios	Assoc.	unmatched	high	low
UPatras	Medicine	Dasios Theodoros	Assoc.	unmatched	unmatched	unmatched
UPatras	Medicine	Davlouros Periklis	Prof.	unmatched	high	low
UPatras	Medicine	Delastik Anna-Liza	Asst.	unmatched	high	high
UPatras	Medicine	Dimitrakopoulos Foteinos - Ioannis	Asst.	unmatched	high	low
UPatras	Medicine	Dimitriou Gavriil	Prof.	unmatched	unmatched	unmatched
UPatras	Medicine	Drosos Ioannis	Asst.	unmatched	medium	medium
UPatras	Medicine	Elloul Ioannis	Prof.	unmatched	high	low
UPatras	Medicine	Fligkou Foteini	Prof.	unmatched	high	low
UPatras	Medicine	Gelastopoulou Eleni	Prof.	unmatched	medium	high
UPatras	Medicine	Georgakopoulos Konstantinos	Prof.	unmatched	medium	medium
UPatras	Medicine	Georgiou Sofia	Prof.	medium	high	medium
UPatras	Medicine	Giannitsas Konstantinos	Assoc.	unmatched	high	low
UPatras	Medicine	Gkentzi Despoina	Assoc.	unmatched	high	low
UPatras	Medicine	Gkliatis Ioannnis	Prof.	unmatched	unmatched	unmatched
UPatras	Medicine	Gyftopoulos Konstantinos	Prof.	low	unmatched	low
UPatras	Medicine	Kagkadis Georgios	Prof.	unmatched	unmatched	unmatched
UPatras	Medicine	Karanasos Antonios	Asst.	unmatched	low	medium
UPatras	Medicine	Karatza Angeliki	Prof.	unmatched	unmatched	low
UPatras	Medicine	Karkoulias Kyriakos	Assoc.	medium	high	low
UPatras	Medicine	Karnampatidis Dimitrios	Prof.	unmatched	unmatched	unmatched
UPatras	Medicine	Karydis Nikolaos	Asst.	unmatched	high	medium
UPatras	Medicine	Katsanos Konstantinos	Assoc.	unmatched	high	medium
UPatras	Medicine	Kavchitsas Konstantinos	Asst.	unmatched	unmatched	unmatched
UPatras	Medicine	Kechagias Ioannis	Prof.	unmatched	high	medium
UPatras	Medicine	Kitrou Panagiotis	Assoc.	low	high	medium
UPatras	Medicine	Kokkalis Zinon	Prof.	unmatched	high	low
UPatras	Medicine	Koletsis Evstratios	Assoc.	unmatched	low	low
UPatras	Medicine	Kolonitsiou Fevronia	Assoc.	unmatched	high	low
UPatras	Medicine	Konstantakis Christos	Asst.	unmatched	high	medium
UPatras	Medicine	Konstantogiannis Konstantinos	Prof.	unmatched	unmatched	unmatched
UPatras	Medicine	Kostakis Ioannis	Asst.	unmatched	medium	unmatched
UPatras	Medicine	Koutras Angelos	Prof.	unmatched	high	low
UPatras	Medicine	Kypraios Kyriakos	Prof.	unmatched	unmatched	unmatched
UPatras	Medicine	Lagkadinou Maria	Asst.	unmatched	high	medium
UPatras	Medicine	Lampropoulou Vasiliki	Asst.	unmatched	high	medium
UPatras	Medicine	Leonidou Lydia	Asst.	low	high	low
UPatras	Medicine	Ligka Maria	Asst.	unmatched	medium	high
UPatras	Medicine	Liosis Stamatios Nikolaos	Prof.	unmatched	medium	low
UPatras	Medicine	Lykouras Dimosthenis	Asst.	unmatched	high	medium
UPatras	Medicine	Makatsoris Thomas	Assoc.	unmatched	high	low
UPatras	Medicine	Maragkos Markos	Prof.	unmatched	high	low
UPatras	Medicine	Maroulis Ioannis	Prof.	unmatched	high	medium
UPatras	Medicine	Mastronikolis Nikolaos	Prof.	unmatched	high	unmatched
UPatras	Medicine	Melachroinou Maria	Prof.	unmatched	medium	high
UPatras	Medicine	Moulias Athanasios	Asst.	unmatched	high	low
UPatras	Medicine	Mylona Evgenia	Asst.	unmatched	medium	low
UPatras	Medicine	Paliogianni Foteini	Prof.	low	high	low
UPatras	Medicine	Panagiotakopoulos Georgios	Assoc.	unmatched	high	medium
UPatras	Medicine	Papachristou Dionysios	Prof.	unmatched	high	medium
UPatras	Medicine	Papachristou Evangelos	Prof.	unmatched	high	unmatched
UPatras	Medicine	Papafaklis Michail	Asst.	unmatched	high	unmatched
UPatras	Medicine	Papathanasiou Zafeiria	Asst.	unmatched	unmatched	unmatched
UPatras	Medicine	Papatheodoropoulos Konstantinos	Prof.	unmatched	high	medium

Univ.	Department	Member	Grade	GS conf.	OA conf.	S2 conf.
UPatras	Medicine	Roukos Vasileios	Assoc.	unmatched	high	medium
UPatras	Medicine	Sakellaropoulos Georgios	Prof.	unmatched	high	medium
UPatras	Medicine	Sazakli Eleni	Asst.	low	low	low
UPatras	Medicine	Sinopidis Xenofon	Assoc.	unmatched	medium	low
UPatras	Medicine	Skroumpis Georgios	Prof.	unmatched	unmatched	unmatched
UPatras	Medicine	Solomou Aikaterini	Prof.	unmatched	high	low
UPatras	Medicine	Solomou-Liosi Elena	Prof.	unmatched	unmatched	unmatched
UPatras	Medicine	Stamatopoulou Vasiliki	Asst.	unmatched	medium	medium
UPatras	Medicine	Stathopoulos Konstantinos	Prof.	medium	medium	medium
UPatras	Medicine	Syngelos Spyros	Asst.	unmatched	unmatched	unmatched
UPatras	Medicine	Taraviras Stavros	Prof.	unmatched	high	medium
UPatras	Medicine	Tatani Eirini	Asst.	medium	high	medium
UPatras	Medicine	Thomopoulos Konstantinos	Prof.	unmatched	high	unmatched
UPatras	Medicine	Triantos Christos	Prof.	unmatched	high	medium
UPatras	Medicine	Tsigkas Grigorios	Assoc.	unmatched	high	medium
UPatras	Medicine	Tsopanoglou Nikolaos	Prof.	unmatched	high	medium
UPatras	Medicine	Tzelepi Vasiliki	Assoc.	unmatched	high	unmatched
UPatras	Medicine	Tzounakas Vasilis	Asst.	unmatched	high	medium
UPatras	Medicine	Tzouvelekis Argyrios	Prof.	unmatched	high	unmatched
UPatras	Medicine	Zampakis Petros	Prof.	unmatched	low	low
UPatras	Medicine	Zotou Anastasia	Asst.	low	high	low
UPatras	Nursing	Almpani Eleni	Assoc.	unmatched	high	medium
UPatras	Nursing	Batsolaki Maria	Prof.	unmatched	high	low
UPatras	Nursing	Kotrotsiou Styliani	Assoc.	low	low	low
UPatras	Nursing	Stefanopoulos Nikos	Assoc.	low	high	medium
UPatras	Pharmacy	Akadimaiki Tavtotita	Prof.	unmatched	unmatched	unmatched
UPatras	Pharmacy	Antimisiari Sofia	Prof.	unmatched	high	low
UPatras	Pharmacy	Archiki Selida	Asst.	unmatched	unmatched	unmatched
UPatras	Pharmacy	Avgoustakis Konstantinos	Prof.	unmatched	high	medium
UPatras	Pharmacy	Chatziantoniou Sofia	Assoc.	unmatched	unmatched	low
UPatras	Pharmacy	Chrisimoi Syndesmoi	Prof.	unmatched	unmatched	unmatched
UPatras	Pharmacy	Diktyakes Ypiresies	Prof.	unmatched	unmatched	unmatched
UPatras	Pharmacy	Foititiki Merimna	Prof.	unmatched	unmatched	unmatched
UPatras	Pharmacy	Fousteris Manolis	Prof.	unmatched	high	medium
UPatras	Pharmacy	Kentrikes Ypiresies	Prof.	unmatched	unmatched	unmatched
UPatras	Pharmacy	Kontogiannis Christos	Prof.	unmatched	medium	medium
UPatras	Pharmacy	Lamari Foteini	Prof.	unmatched	unmatched	low
UPatras	Pharmacy	Magkafa Vasiliki	Assoc.	unmatched	unmatched	unmatched
UPatras	Pharmacy	Mikelis Konstantinos	Prof.	unmatched	high	unmatched
UPatras	Pharmacy	Pairas Giorgos	Prof.	unmatched	medium	low
UPatras	Pharmacy	Patrinos Georgios	Prof.	unmatched	high	medium
UPatras	Pharmacy	Politistikes Omades	Prof.	unmatched	unmatched	unmatched
UPatras	Pharmacy	Sivolapenko Grigoris	Prof.	unmatched	low	unmatched
UPatras	Pharmacy	Spyroulias Georgios	Prof.	unmatched	high	medium
UPatras	Pharmacy	Topouzis Stavros	Prof.	unmatched	high	medium
UPatras	Physiotherapy	Billi Evdokia	Prof.	unmatched	high	unmatched
UPatras	Physiotherapy	Kaliarntas Konstantinos	Asst.	unmatched	high	medium
UPatras	Physiotherapy	Koutserimpas Christos	Asst.	unmatched	high	medium
UPatras	Physiotherapy	Koutsogiannis Konstantinos	Prof.	unmatched	medium	medium
UPatras	Physiotherapy	Lampropoulou Sofia	Assoc.	unmatched	high	medium
UPatras	Physiotherapy	Matzaroglou Charalampos	Prof.	unmatched	high	medium
UPatras	Physiotherapy	Trachani Evtychia	Asst.	unmatched	unmatched	low
UPatras	Physiotherapy	Tsekoura Maria	Assoc.	low	high	medium
UPatras	Physiotherapy	Tsepis Ilias	Prof.	unmatched	medium	medium
UPatras	Physiotherapy	Xergia Sofia	Assoc.	unmatched	high	low
UPatras	Speech and Language Therapy	Michou Aimilia	Assoc.	unmatched	unmatched	unmatched
UPatras	Speech and Language Therapy	Papatzalas Christos	Asst.	unmatched	high	unmatched
UPatras	Speech and Language Therapy	Plotas Panagiotis	Assoc.	unmatched	high	unmatched
UPatras	Speech and Language Therapy	Terzi Archonto	Prof.	unmatched	medium	high
UPatras	Speech and Language Therapy	Tsapanou Angeliki	Asst.	unmatched	high	low
UTh	Dietetics and Nutrition	Bonoti Foteini	Prof.	unmatched	unmatched	low
UTh	Dietetics and Nutrition	Koureas Michail	Asst.	unmatched	high	low
UTh	Dietetics and Nutrition	Metsios Georgios	Prof.	unmatched	high	medium
UTh	Dietetics and Nutrition	Morres Ioannis	Asst.	low	high	low
UTh	Dietetics and Nutrition	Papagianni Maria	Assoc.	unmatched	high	medium
UTh	Dietetics and Nutrition	Veskoukis Aristeidis	Assoc.	unmatched	high	low
UTh	Medicine	Aidonidis Isaak	Asst.	unmatched	high	low
UTh	Medicine	Alexopoulos Emmanouil	Prof.	unmatched	high	unmatched
UTh	Medicine	Androutsopoulou Vasiliki	Asst.	low	high	low
UTh	Medicine	Anyfantis Georgios-Spyridon	Assoc.	unmatched	unmatched	medium
UTh	Medicine	Apostolopoulou Maria	Asst.	unmatched	high	low
UTh	Medicine	Argyriou Konstantinos	Asst.	unmatched	high	medium
UTh	Medicine	Arnaoutoglou Eleni	Prof.	unmatched	high	unmatched
UTh	Medicine	Asprodini Evtychia	Assoc.	unmatched	low	low
UTh	Medicine	Athanasiou Athanasios	Prof.	unmatched	medium	medium
UTh	Medicine	Balogiannis Ioannis	Assoc.	unmatched	high	medium
UTh	Medicine	Bonotis Konstantinos	Asst.	low	high	medium
UTh	Medicine	Chantes Michail	Prof.	unmatched	unmatched	low

Univ.	Department	Member	Grade	GS conf.	OA conf.	S2 conf.
UTh	Medicine	Chatziathanasiadou Maria	Asst.	unmatched	high	medium
UTh	Medicine	Chatzichristodoulou Christos	Prof.	unmatched	high	low
UTh	Medicine	Chatzievthymiou Apostolia	Assoc.	unmatched	unmatched	unmatched
UTh	Medicine	Chatziioannou Ioannis	Prof.	medium	medium	high
UTh	Medicine	Chatzoglou Chrysi	Prof.	unmatched	high	low
UTh	Medicine	Christodoulou Nikolaos	Prof.	low	high	medium
UTh	Medicine	Dachampre Issa	Prof.	unmatched	unmatched	unmatched
UTh	Medicine	Dailiana Zoi	Prof.	unmatched	high	low
UTh	Medicine	Dalekos Georgios	Prof.	unmatched	medium	low
UTh	Medicine	Dalouka Maria	Asst.	unmatched	medium	high
UTh	Medicine	Damalas Alexandros	Asst.	unmatched	high	low
UTh	Medicine	Daniil Zoi	Prof.	low	high	low
UTh	Medicine	Daponte Alexandros	Prof.	low	high	medium
UTh	Medicine	Dardiotis Evthymios	Prof.	unmatched	low	unmatched
UTh	Medicine	Diamantopoulos Stavros	Lect.	unmatched	high	unmatched
UTh	Medicine	Dimitropoulos Konstantinos	Asst.	unmatched	high	medium
UTh	Medicine	Doxani Chrysoula	Asst.	unmatched	high	medium
UTh	Medicine	Elevtheriadis Theodoros	Prof.	unmatched	unmatched	unmatched
UTh	Medicine	Evfraimidis Grigorios	Asst.	unmatched	unmatched	unmatched
UTh	Medicine	Fountas Konstantinos	Prof.	unmatched	high	medium
UTh	Medicine	Georgiadi Eleni	Asst.	medium	medium	low
UTh	Medicine	Georgiadou Sara	Asst.	unmatched	high	low
UTh	Medicine	Georgoulias Panagiotis	Prof.	unmatched	high	medium
UTh	Medicine	Giannakoulas Nikolaos	Assoc.	unmatched	high	medium
UTh	Medicine	Gkampeta Stella	Asst.	unmatched	unmatched	high
UTh	Medicine	Gkaras Antonios	Asst.	unmatched	unmatched	low
UTh	Medicine	Gourgoulianis Konstantinos	Prof.	unmatched	high	medium
UTh	Medicine	Grammatikopoulou Maria	Asst.	unmatched	high	medium
UTh	Medicine	Grigoriou Aglaia	Assoc.	unmatched	unmatched	unmatched
UTh	Medicine	Grivea Ioanna	Prof.	unmatched	high	medium
UTh	Medicine	Kappas Konstantinos	Prof.	unmatched	low	medium
UTh	Medicine	Kapsalaki Evtychia	Assoc.	unmatched	low	low
UTh	Medicine	Karachalios Theofilos	Prof.	low	high	low
UTh	Medicine	Katsiari Christina	Assoc.	unmatched	high	low
UTh	Medicine	Kepertis Chrysostomos	Asst.	low	high	medium
UTh	Medicine	Komnos Georgios	Asst.	low	high	medium
UTh	Medicine	Koutsiaris Aristotelis	Asst.	unmatched	high	low
UTh	Medicine	Kouvelos Georgios	Assoc.	low	high	medium
UTh	Medicine	Kyrgias Georgios	Prof.	unmatched	medium	medium
UTh	Medicine	Lazaris Vasileios	Asst.	unmatched	medium	medium
UTh	Medicine	Lechareas Symeon	Asst.	unmatched	high	low
UTh	Medicine	Levkou Elevtheria	Asst.	unmatched	unmatched	unmatched
UTh	Medicine	Liakos Panagiotis	Prof.	unmatched	high	medium
UTh	Medicine	Makris Dimosthenis	Prof.	low	high	unmatched
UTh	Medicine	Manolakis Anastasios	Assoc.	low	high	medium
UTh	Medicine	Mantzarlis Konstantinos	Asst.	unmatched	high	medium
UTh	Medicine	Myronakis Marios	Asst.	unmatched	high	low
UTh	Medicine	Nikolaou Konstantinos	Asst.	unmatched	medium	medium
UTh	Medicine	Oikonomou Katerina	Asst.	unmatched	medium	medium
UTh	Medicine	Papadimitriou Dimitrios	Assoc.	medium	high	medium
UTh	Medicine	Papaevthymiou Apostolis	Asst.	unmatched	unmatched	unmatched
UTh	Medicine	Papageorgiou Eleni	Asst.	unmatched	high	medium
UTh	Medicine	Papagiannitsis Konstantinos	Asst.	unmatched	medium	low
UTh	Medicine	Paraskeva Evfrosyni	Prof.	unmatched	unmatched	unmatched
UTh	Medicine	Paterakis Konstantinos	Prof.	low	high	medium
UTh	Medicine	Peteinaki Evthymia	Assoc.	unmatched	unmatched	low
UTh	Medicine	Pitsikas Nikolaos	Prof.	unmatched	high	medium
UTh	Medicine	Potamianos Spyridon	Prof.	unmatched	high	low
UTh	Medicine	Poultsidi Antigoni	Assoc.	unmatched	low	unmatched
UTh	Medicine	Rachiotis Georgios	Prof.	unmatched	high	medium
UTh	Medicine	Raoulis Vasileios	Asst.	unmatched	high	unmatched
UTh	Medicine	Roussaki Angeliki-Viktoria	Prof.	unmatched	medium	low
UTh	Medicine	Sakellaridis Nikolaos	Prof.	unmatched	high	high
UTh	Medicine	Sgantzos Markos	Prof.	unmatched	high	medium
UTh	Medicine	Sideri Theodora	Asst.	unmatched	unmatched	unmatched
UTh	Medicine	Simos Georgios	Prof.	low	medium	high
UTh	Medicine	Skarlos Pantelis	Asst.	unmatched	high	unmatched
UTh	Medicine	Skoularigkis Ioannis	Prof.	unmatched	high	unmatched
UTh	Medicine	Spanos Konstantinos	Assoc.	unmatched	high	medium
UTh	Medicine	Stamati Polyxeni	Asst.	unmatched	high	low
UTh	Medicine	Stefanakis Georgios	Asst.	unmatched	high	low
UTh	Medicine	Stefanidis Ioannis	Prof.	unmatched	high	medium
UTh	Medicine	Theodorou Kyriaki	Prof.	unmatched	high	high
UTh	Medicine	Thodou Eleni-Eirini	Asst.	unmatched	high	medium
UTh	Medicine	Tsamakis Konstantinos	Asst.	unmatched	high	medium
UTh	Medicine	Tsapakidis Konstantinos	Asst.	unmatched	high	unmatched
UTh	Medicine	Tsezou Aspasia	Prof.	unmatched	high	medium
UTh	Medicine	Tsivaka Dimitra	Asst.	unmatched	high	unmatched

Univ.	Department	Member	Grade	GS conf.	OA conf.	S2 conf.
UTh	Medicine	Tsolaki Vasiliki	Asst.	unmatched	high	medium
UTh	Medicine	Tsougkos Ioannis	Prof.	unmatched	unmatched	unmatched
UTh	Medicine	Tzovaras Georgios	Prof.	unmatched	high	medium
UTh	Medicine	Valasoulis Georgios	Asst.	unmatched	high	low
UTh	Medicine	Valotasiou Varvara	Asst.	unmatched	medium	low
UTh	Medicine	Varytimidis Sokratis	Prof.	unmatched	high	low
UTh	Medicine	Vasilopoulos Georgios	Prof.	unmatched	high	medium
UTh	Medicine	Vasiou Aikaterini	Prof.	unmatched	medium	medium
UTh	Medicine	Vassiou Aikaterini	Prof.	unmatched	high	medium
UTh	Medicine	Xanthopoulos Andreas	Asst.	unmatched	unmatched	medium
UTh	Medicine	Zacharoulis Dimitrios	Prof.	unmatched	high	medium
UTh	Medicine	Zachos Ioannis	Asst.	unmatched	high	low
UTh	Medicine	Zafeiriou Evterpi	Assoc.	unmatched	unmatched	unmatched
UTh	Medicine	Zangelidou Eleni	Assoc.	unmatched	high	high
UTh	Medicine	Zarogiannis Sotirios	Prof.	unmatched	high	unmatched
UTh	Medicine	Zimpis Aristeidis	Prof.	unmatched	medium	high
UTh	Medicine	Zintzaras Ilias	Prof.	unmatched	high	medium
UTh	Nursing	Malli Foteini	Prof.	unmatched	high	low
UTh	Nursing	Malliarou Maria	Prof.	low	high	low
UTh	Nursing	Mavroforou Anna	Prof.	unmatched	high	low
UTh	Nursing	Moysoglou Ioannis	Asst.	unmatched	medium	high
UTh	Nursing	Papagiannis Dimitrios	Prof.	unmatched	high	medium
UTh	Nursing	Paralikas Theodosis	Assoc.	low	medium	low
UTh	Nursing	Sarafis Pavlos	Assoc.	unmatched	high	low
UTh	Nursing	Tsaras Konstantinos	Prof.	unmatched	high	low
UTh	Physiotherapy	Kanellopoulos Asimakis	Assoc.	unmatched	high	low
UTh	Physiotherapy	Kapreli Eleni	Prof.	unmatched	high	medium
UTh	Physiotherapy	Kortianou Eleni	Prof.	low	high	medium
UTh	Physiotherapy	Paras Georgios	Asst.	low	high	low
UTh	Physiotherapy	Theodorou Christos	Lect.	unmatched	medium	medium
UTh	Physiotherapy	Trigkas Panagiotis	Asst.	unmatched	high	medium
UTh	Physiotherapy	Vasilopoulos Aristeidis	Asst.	unmatched	unmatched	unmatched
UTh	Public and One Health	Diamantopoulos Vasileios	Asst.	unmatched	high	medium
UTh	Public and One Health	Katsafadou Angeliki	Assoc.	unmatched	high	low
UTh	Public and One Health	Lachana Eleni	Prof.	unmatched	medium	low
UTh	Public and One Health	Satra Maria	Asst.	unmatched	low	low
UTh	Public and One Health	Touloudi Antonia	Asst.	unmatched	high	low
UTh	Public and One Health	Tsiamis Konstantinos	Assoc.	unmatched	high	medium
UoC	Medicine	Akoumianaki Evangelia	Asst.	unmatched	high	medium
UoC	Medicine	Anastasakis Dimitrios	Asst.	unmatched	high	medium
UoC	Medicine	Angelaki Sofia	Prof.	unmatched	low	low
UoC	Medicine	Antoniou Aikaterini	Prof.	unmatched	medium	high
UoC	Medicine	Bertsias Georgios	Prof.	unmatched	high	medium
UoC	Medicine	Bitsios Panagiotis	Prof.	unmatched	high	low
UoC	Medicine	Blevrakis Evangelos	Asst.	unmatched	high	unmatched
UoC	Medicine	Bouloukaki Izoldi-Aikaterini	Asst.	low	high	unmatched
UoC	Medicine	Chamilos Georgios	Prof.	medium	high	medium
UoC	Medicine	Chamilos Michail	Assoc.	unmatched	medium	unmatched
UoC	Medicine	Chatzidaki Elevtheria	Assoc.	unmatched	unmatched	low
UoC	Medicine	Chrysos Emmanouil	Prof.	unmatched	medium	low
UoC	Medicine	Dalezios Ioannis	Assoc.	unmatched	unmatched	medium
UoC	Medicine	Damilakis Ioannis	Prof.	unmatched	medium	medium
UoC	Medicine	Detorakis Evstathios	Prof.	unmatched	unmatched	low
UoC	Medicine	Dimitriou Rozalia	Asst.	unmatched	high	unmatched
UoC	Medicine	Drakonaki Elena	Asst.	unmatched	high	medium
UoC	Medicine	Drakos Ilias	Prof.	unmatched	unmatched	medium
UoC	Medicine	Froudarakis Emmanouil	Asst.	unmatched	high	high
UoC	Medicine	Gkalea Vasiliki	Asst.	unmatched	medium	unmatched
UoC	Medicine	Goulielmos Georgios	Prof.	unmatched	high	medium
UoC	Medicine	Grigoriou Georgia	Prof.	unmatched	medium	unmatched
UoC	Medicine	Kachris Stefanos	Asst.	unmatched	medium	unmatched
UoC	Medicine	Kalaitzakis Evangelos	Assoc.	unmatched	high	unmatched
UoC	Medicine	Karadimas Evangelos	Prof.	unmatched	medium	low
UoC	Medicine	Karakis Ioannis	Assoc.	unmatched	high	medium
UoC	Medicine	Karatzanis Alexandros	Assoc.	unmatched	high	medium
UoC	Medicine	Kardasis Dimitris	Prof.	unmatched	medium	unmatched
UoC	Medicine	Kechagias Ilias	Asst.	unmatched	medium	unmatched
UoC	Medicine	Kefalogiannis Emmanouil	Assoc.	unmatched	unmatched	unmatched
UoC	Medicine	Klontzas Michail	Asst.	unmatched	high	medium
UoC	Medicine	Kochiadakis Georgios	Prof.	unmatched	high	medium
UoC	Medicine	Kofteridis Diamantis	Prof.	unmatched	high	low
UoC	Medicine	Kokolakis Georgios	Asst.	unmatched	high	medium
UoC	Medicine	Kontakis Georgios	Prof.	unmatched	high	medium
UoC	Medicine	Koukouraki Sofia	Prof.	unmatched	low	low
UoC	Medicine	Koutroumpakis Ioannis	Prof.	unmatched	medium	low
UoC	Medicine	Koutsopoulos Anastasios	Prof.	unmatched	high	unmatched
UoC	Medicine	Lasithiotakis Konstantinos	Assoc.	unmatched	high	unmatched
UoC	Medicine	Liapakis Georgios	Prof.	unmatched	high	medium

Univ.	Department	Member	Grade	GS conf.	OA conf.	S2 conf.
UoC	Medicine	Makrygianakis Antonios	Prof.	unmatched	unmatched	unmatched
UoC	Medicine	Mantadakis Elpidoforos	Prof.	unmatched	unmatched	unmatched
UoC	Medicine	Maris Thomas	Prof.	unmatched	high	medium
UoC	Medicine	Marketou Maria	Assoc.	unmatched	low	medium
UoC	Medicine	Mazonakis Michail	Prof.	unmatched	low	low
UoC	Medicine	Mitsias Panagiotis	Prof.	unmatched	medium	unmatched
UoC	Medicine	Nikitovits-Tzanakaki Dragkana	Prof.	unmatched	unmatched	unmatched
UoC	Medicine	Notas Georgios	Prof.	unmatched	medium	unmatched
UoC	Medicine	Papadaki Eleni	Prof.	unmatched	high	medium
UoC	Medicine	Papadaki Evfrosyni	Assoc.	unmatched	unmatched	unmatched
UoC	Medicine	Paraskakis Emmanouil	Prof.	unmatched	high	low
UoC	Medicine	Pelagiadis Iordanis	Asst.	unmatched	high	medium
UoC	Medicine	Perisynakis Konstantinos	Prof.	unmatched	medium	low
UoC	Medicine	Petrakis Ioannis	Asst.	low	high	medium
UoC	Medicine	Pitarokoili Kalliopi	Asst.	unmatched	high	low
UoC	Medicine	Prokopakis Emmanouil	Prof.	unmatched	high	medium
UoC	Medicine	Raisaki Maria	Prof.	unmatched	unmatched	unmatched
UoC	Medicine	Raos Vasileios	Prof.	unmatched	high	low
UoC	Medicine	Sapountzis Panagiotis	Asst.	unmatched	high	low
UoC	Medicine	Sidiropoulos Prodromos	Prof.	unmatched	high	low
UoC	Medicine	Siganos Charalampos	Prof.	unmatched	high	low
UoC	Medicine	Simantirakis Emmanouil	Prof.	unmatched	high	medium
UoC	Medicine	Simos Panagiotis	Prof.	low	high	medium
UoC	Medicine	Sougklakos Ioannis	Prof.	unmatched	high	medium
UoC	Medicine	Sourvinos Georgios	Prof.	unmatched	high	low
UoC	Medicine	Sousos Nikolaos	Asst.	unmatched	medium	unmatched
UoC	Medicine	Spanaki Kleio	Assoc.	unmatched	unmatched	low
UoC	Medicine	Sperelakis Ioannis	Asst.	unmatched	high	medium
UoC	Medicine	Steiakaki Evtychia	Prof.	unmatched	low	unmatched
UoC	Medicine	Stylianou Konstantinos	Assoc.	low	high	medium
UoC	Medicine	Symvoulakis Emmanouil	Assoc.	unmatched	high	low
UoC	Medicine	Tokas Theodoros	Asst.	unmatched	high	medium
UoC	Medicine	Tryfinopoulou Kyriaki	Asst.	unmatched	high	low
UoC	Medicine	Tsiaousis Ioannis	Prof.	unmatched	high	low
UoC	Medicine	Tsika Chrysanthi	Asst.	unmatched	high	low
UoC	Medicine	Tsiligianni Ioanna	Prof.	low	high	medium
UoC	Medicine	Tsilimparis Miltiadis	Prof.	unmatched	medium	low
UoC	Medicine	Tsitsipanis Christos	Asst.	unmatched	high	unmatched
UoC	Medicine	Tsoukalas Grigorios	Asst.	unmatched	medium	low
UoC	Medicine	Tzagkarakis Charidimos	Asst.	unmatched	unmatched	unmatched
UoC	Medicine	Tzardi Maria	Prof.	unmatched	low	medium
UoC	Medicine	Tzatzarakis Emmanouil	Assoc.	unmatched	high	low
UoC	Medicine	Vassalou Evangelia	Asst.	unmatched	high	low
UoC	Medicine	Venychaki Maria	Prof.	unmatched	low	low
UoC	Medicine	Verginis Panagiotis	Prof.	unmatched	high	medium
UoC	Medicine	Vrekousis Thomas	Assoc.	unmatched	unmatched	low
UoC	Medicine	Xekouki Paraskevi	Assoc.	unmatched	high	medium
UoC	Medicine	Zafeiropoulos Alexandros	Assoc.	unmatched	high	high
UoI	Medicine	Alexiou Christos	Asst.	unmatched	high	medium
UoI	Medicine	Alexiou Georgios	Assoc.	low	high	medium
UoI	Medicine	Asimakopoulos Asimakis	Asst.	unmatched	high	unmatched
UoI	Medicine	Astrakas Loukas	Prof.	unmatched	high	low
UoI	Medicine	Baltagiannis Gerasimos	Assoc.	unmatched	high	low
UoI	Medicine	Baltogianni Maria	Asst.	unmatched	high	medium
UoI	Medicine	Baltogiannis Dimitrios	Prof.	unmatched	low	low
UoI	Medicine	Barmpouti Alexandra	Asst.	medium	medium	unmatched
UoI	Medicine	Beis Dimitris	Assoc.	unmatched	high	low
UoI	Medicine	Benetatos Leonidas	Asst.	unmatched	high	unmatched
UoI	Medicine	Boumpa Vasiliki	Prof.	unmatched	medium	high
UoI	Medicine	Bousios Stergios	Assoc.	unmatched	medium	low
UoI	Medicine	Charisis Charalampos	Prof.	unmatched	unmatched	low
UoI	Medicine	Chatzimichail Elevtheria	Assoc.	unmatched	unmatched	unmatched
UoI	Medicine	Chatzistefanidis Dimitrios	Asst.	unmatched	high	medium
UoI	Medicine	Chondrogiorgi Maria	Asst.	low	high	low
UoI	Medicine	Christaki Eirini	Asst.	unmatched	high	medium
UoI	Medicine	Christou Maria	Asst.	unmatched	high	medium
UoI	Medicine	Dounousi Evangelia	Prof.	unmatched	high	medium
UoI	Medicine	Dzani Evangelia	Prof.	unmatched	unmatched	unmatched
UoI	Medicine	Florentin Matilnta	Asst.	unmatched	unmatched	low
UoI	Medicine	Fragkouli Kleio-Evangelia	Asst.	unmatched	high	unmatched
UoI	Medicine	Frilingos Evstathios	Prof.	unmatched	unmatched	unmatched
UoI	Medicine	Gelalis Ioannis	Prof.	unmatched	high	high
UoI	Medicine	Georgolios Alexandros	Asst.	unmatched	high	unmatched
UoI	Medicine	Giapros Vasileios	Prof.	unmatched	high	unmatched
UoI	Medicine	Gkartzonika Konstantina	Prof.	unmatched	unmatched	unmatched
UoI	Medicine	Gkiatas Ioannis	Asst.	low	high	medium
UoI	Medicine	Gklantzounis Georgios	Prof.	unmatched	low	low
UoI	Medicine	Gkrozou Fani	Asst.	unmatched	high	low

Univ.	Department	Member	Grade	GS conf.	OA conf.	S2 conf.
UoI	Medicine	Gogali Athina	Asst.	unmatched	high	low
UoI	Medicine	Gousia Anna	Prof.	unmatched	high	low
UoI	Medicine	Kalamidas Stefanos	Asst.	unmatched	high	low
UoI	Medicine	Kalampokis Georgios	Prof.	unmatched	high	medium
UoI	Medicine	Kanavaros Panagiotis	Prof.	low	high	medium
UoI	Medicine	Karakosta Agathi	Asst.	unmatched	high	medium
UoI	Medicine	Karamanakos Petros	Asst.	unmatched	high	low
UoI	Medicine	Karassa Foteini	Lect.	unmatched	unmatched	unmatched
UoI	Medicine	Karfis Ilias	Asst.	unmatched	unmatched	unmatched
UoI	Medicine	Katsanos Andreas	Prof.	unmatched	high	unmatched
UoI	Medicine	Katsanos Konstantinos	Prof.	unmatched	high	medium
UoI	Medicine	Katsouras Christos	Prof.	unmatched	high	low
UoI	Medicine	Kiortsis Dimitris-Nikiforos	Prof.	unmatched	high	medium
UoI	Medicine	Kolettas Evangelos	Prof.	low	high	low
UoI	Medicine	Konitsiotis Spyridon	Prof.	unmatched	high	low
UoI	Medicine	Korantzopoulos Panagiotis	Prof.	unmatched	high	medium
UoI	Medicine	Korompilias Anastasios	Prof.	unmatched	high	low
UoI	Medicine	Kostoulas Charilaos	Asst.	unmatched	high	medium
UoI	Medicine	Kouklis Panagiotis	Assoc.	unmatched	high	unmatched
UoI	Medicine	Koulouras Vasileios	Prof.	unmatched	high	low
UoI	Medicine	Kyriakou Ioanna	Asst.	unmatched	high	unmatched
UoI	Medicine	Ladomenou Fani	Asst.	low	high	low
UoI	Medicine	Lakkas Lampros	Asst.	unmatched	high	low
UoI	Medicine	Lampri Evangeli	Assoc.	unmatched	high	medium
UoI	Medicine	Laspas Panagiotis	Asst.	unmatched	high	unmatched
UoI	Medicine	Leontaritis Georgios	Assoc.	unmatched	high	high
UoI	Medicine	Liakopoulos Dimitrios	Asst.	unmatched	medium	medium
UoI	Medicine	Liamis Georgios	Prof.	unmatched	high	unmatched
UoI	Medicine	Lianos Georgios	Asst.	low	high	low
UoI	Medicine	Lolis Evangelos	Asst.	unmatched	high	medium
UoI	Medicine	Mantas Christos	Asst.	unmatched	high	medium
UoI	Medicine	Margariti Persefoni	Asst.	unmatched	high	unmatched
UoI	Medicine	Micha Georgia	Asst.	unmatched	high	medium
UoI	Medicine	Milionis Charalampos	Prof.	unmatched	high	low
UoI	Medicine	Mitselou Antigoni	Assoc.	low	high	unmatched
UoI	Medicine	Mitsis Michail	Prof.	unmatched	high	medium
UoI	Medicine	Myari Alexandra	Asst.	unmatched	high	unmatched
UoI	Medicine	Navrozoglou Iordanis	Prof.	unmatched	high	unmatched
UoI	Medicine	Nikas Dimitrios	Asst.	unmatched	high	medium
UoI	Medicine	Nikoloudi Styliani	Assoc.	unmatched	medium	low
UoI	Medicine	Pakos Aimilios	Assoc.	unmatched	high	low
UoI	Medicine	Papadakis Marios	Assoc.	unmatched	high	medium
UoI	Medicine	Papagiannaki Chrysanthi	Assoc.	low	high	unmatched
UoI	Medicine	Papathanakos Georgios	Assoc.	unmatched	high	medium
UoI	Medicine	Paschopoulos Minas	Prof.	unmatched	high	medium
UoI	Medicine	Paspatis Grigorios	Prof.	unmatched	medium	medium
UoI	Medicine	Peroulis Michail	Asst.	low	high	medium
UoI	Medicine	Peschos Dimitrios	Prof.	unmatched	high	low
UoI	Medicine	Ploumis Avraam	Prof.	unmatched	high	medium
UoI	Medicine	Ragkos Vasileios	Prof.	unmatched	medium	medium
UoI	Medicine	Rapti Iro-CHrysavgi	Asst.	unmatched	high	low
UoI	Medicine	Seretis Konstantinos	Asst.	unmatched	high	medium
UoI	Medicine	Sermpis Anastasios	Asst.	unmatched	unmatched	unmatched
UoI	Medicine	Siafis Spyridon	Asst.	unmatched	high	unmatched
UoI	Medicine	Simos Ioannis	Asst.	unmatched	high	high
UoI	Medicine	Sioka Chrysa	Assoc.	unmatched	unmatched	low
UoI	Medicine	Siomou Aikaterini	Prof.	unmatched	high	medium
UoI	Medicine	Skapinakis Petros	Prof.	unmatched	high	low
UoI	Medicine	Sofikitis Nikolaos	Prof.	unmatched	high	medium
UoI	Medicine	Stamatis Konstantinos	Asst.	unmatched	high	medium
UoI	Medicine	Stamellou Eleni	Asst.	unmatched	high	unmatched
UoI	Medicine	Tatsis Vasileios	Asst.	unmatched	high	medium
UoI	Medicine	Tigkas Stylianos	Prof.	unmatched	medium	high
UoI	Medicine	Trompoukis Konstantinos	Assoc.	unmatched	medium	medium
UoI	Medicine	Tsampouri Sofia	Prof.	unmatched	unmatched	unmatched
UoI	Medicine	Tsiara Stavroula	Prof.	unmatched	high	low
UoI	Medicine	Tsili Athina	Assoc.	unmatched	high	low
UoI	Medicine	Tsilidis Konstantinos	Prof.	unmatched	high	unmatched
UoI	Medicine	Tsimichodimos Vasileios	Prof.	unmatched	low	low
UoI	Medicine	Vatopoulou-Vougiouka Anastasia	Asst.	unmatched	unmatched	unmatched
UoI	Medicine	Vekris Marios	Prof.	unmatched	high	low
UoI	Medicine	Veroniki Foteini	Asst.	unmatched	high	low
UoI	Medicine	Vlachos Antonios	Prof.	unmatched	medium	high
UoI	Medicine	Vlachos Konstantinos	Prof.	medium	high	unmatched
UoI	Medicine	Voulgaris Spyridon	Prof.	unmatched	high	low
UoI	Medicine	Xydis Vasileios	Asst.	unmatched	high	unmatched
UoI	Medicine	Yfantis Thomas	Prof.	unmatched	unmatched	unmatched
UoI	Medicine	Zachariou Athanasios	Assoc.	low	high	low

Univ.	Department	Member	Grade	GS conf.	OA conf.	S2 conf.
UoI	Medicine	Zikou Anastasia	Assoc.	unmatched	high	low
UoI	Medicine	Ziogas Athanasios	Asst.	unmatched	high	medium
UoI	Medicine	Zygouris Antreas	Asst.	unmatched	unmatched	unmatched
UoI	Nursing	Bakara - Nikou Theodora	Lect.	unmatched	unmatched	unmatched
UoI	Nursing	Danella Maria	Lect.	unmatched	unmatched	low
UoI	Nursing	Dragkioti Elena	Assoc.	unmatched	low	low
UoI	Nursing	Gkouva Mairi	Prof.	unmatched	unmatched	unmatched
UoI	Nursing	Kakaidi Varvara	Asst.	unmatched	low	low
UoI	Nursing	Kalantzi Kallirroi	Assoc.	low	high	unmatched
UoI	Nursing	Konstanti Zoi	Assoc.	unmatched	high	low
UoI	Nursing	Mantzoukas Stefanos	Prof.	unmatched	high	low
UoI	Nursing	Zagorianakou Nektaria	Asst.	low	high	low
UoP	Nursing	Andriopoulos Panagiotis	Asst.	low	high	medium
UoP	Nursing	Michopoulos Alexandros	Asst.	unmatched	high	medium
UoP	Nursing	Panagiotou Aspasia	Assoc.	unmatched	high	low
UoP	Nursing	Papageorgiou Dimitrios	Assoc.	unmatched	high	medium
UoP	Nursing	Papasavvas Andreas	Asst.	unmatched	unmatched	low
UoP	Nursing	Perdikaris Panteleimon	Assoc.	unmatched	high	low
UoP	Nursing	Prezerakos Panagiotis	Prof.	unmatched	high	low
UoP	Nursing	Rochas Andrea Paola	Assoc.	unmatched	unmatched	low
UoP	Nursing	Sofidis Georgios	Asst.	unmatched	medium	medium
UoP	Nursing	Tzavella Foteini	Prof.	unmatched	high	low
UoP	Nursing	Tziaferi Styliani	Assoc.	unmatched	high	low
UoP	Nursing	Zyga Sofia	Prof.	low	high	medium
UoP	Nutritional Science and Dietetics	Argiri Konstantina	Asst.	low	medium	high
UoP	Nutritional Science and Dietetics	Lambropoulou Dimitra Ioanna	Asst.	unmatched	medium	medium
UoP	Nutritional Science and Dietetics	Ntetopoulou Paraskevi	Asst.	unmatched	medium	unmatched
UoP	Physiotherapy	Gkrilias Panagiotis	Asst.	unmatched	high	medium
UoP	Physiotherapy	Kyriakidou Maria	Asst.	unmatched	high	medium
UoP	Physiotherapy	Lyros Epameinondas	Asst.	unmatched	high	high
UoP	Physiotherapy	Tsironi Maria	Prof.	unmatched	high	low
UoP	Speech and Language Therapy	Andreou Maria	Assoc.	unmatched	high	medium
UoP	Speech and Language Therapy	Efstratiadou Eyaggelia-Antonia	Asst.	unmatched	unmatched	low
UoP	Speech and Language Therapy	Iliadou Eleftheria	Asst.	medium	high	medium
UoP	Speech and Language Therapy	Nousia Anastasia	Asst.	unmatched	high	medium
UoP	Speech and Language Therapy	Selimis Efstathios	Assoc.	unmatched	medium	medium
UoP	Speech and Language Therapy	Voulgari Argyro	Asst.	unmatched	medium	unmatched
UoWM	Midwifery	Aikaterini Itziou	Assoc.	unmatched	high	high
UoWM	Midwifery	Anaplirotis Kathigitis	Assoc.	unmatched	unmatched	unmatched
UoWM	Midwifery	Anastasiadou Sofia	Prof.	unmatched	high	medium
UoWM	Midwifery	Antistrofi Chromaton	Asst.	unmatched	unmatched	unmatched
UoWM	Midwifery	Evanagnosti Grammatoseira	Asst.	unmatched	unmatched	unmatched
UoWM	Midwifery	Ioanna Ioannou	Asst.	medium	medium	unmatched
UoWM	Midwifery	Panagiotis Bogiatzidis	Asst.	unmatched	high	unmatched
UoWM	Occupational Therapy	Chrysanthou Chrysanthos	Assoc.	unmatched	low	medium
UoWM	Occupational Therapy	Georgiou Konstantinos	Asst.	unmatched	high	medium
UoWM	Occupational Therapy	Ventoulis Ioannis	Assoc.	unmatched	high	low

Appendix C. OpenAlex: complete results of designs A and B, publications 2012-2025

This appendix reports OpenAlex in full, with the same definitions, windows and ranking rules as the Google Scholar results of Section 5, so that every department and area can be read under a second source with its own coverage (Section 3C). Table C1 gives the design-A department statistics per area, Table C2 the design-B department indicators, and Table C3 the top-20 academics per area by the OpenAlex 2012-2025 h-index.

Table C1a. Medicine: OpenAlex indicators of academics, publications 2012-2025 (design A). Cells give mean (SD) [median]. Departments ordered by mean h.

Department (Univ.)	N	TRS	Publications mean (SD)	Citations mean (SD)	h mean (SD) [median]	Mean i10	Mean m
Medicine (NKUA)	488	551	107.2 (138.6)	2,522.4 (7,425.7)	17.3 (15.4) [15.0]	39.0	0.670
Medicine (AUTH)	354	399	85.0 (101.5)	1,548.7 (2,932.1)	14.6 (11.5) [13.0]	28.4	0.615
Medicine (UoI)	138	153	73.9 (86.0)	1,397.3 (2,126.4)	14.3 (11.1) [13.0]	26.5	0.612
Medicine (UoC)	115	128	65.4 (64.0)	1,360.0 (1,918.4)	14.0 (10.9) [15.0]	24.4	0.618
Medicine (DUTH)	108	123	66.0 (65.5)	1,194.7 (1,710.4)	13.6 (9.7) [13.0]	22.7	0.602
Medicine (UPatras)	112	131	71.2 (77.1)	1,402.4 (3,008.7)	13.5 (10.7) [12.0]	24.3	0.598
Medicine (UTh)	145	162	69.0 (96.6)	1,435.3 (4,252.0)	13.4 (10.8) [12.0]	25.6	0.551

Table C1b. Dentistry: OpenAlex indicators of academics, publications 2012-2025 (design A). Cells give mean (SD) [median]. Departments ordered by mean h.

Department (Univ.)	N	TRS	Publications mean (SD)	Citations mean (SD)	h mean (SD) [median]	Mean i10	Mean m
Dentistry (AUTH)	43	47	46.1 (46.1)	732.2 (1,195.7)	10.5 (9.1) [8.0]	16.0	0.391
Dentistry (NKUA)	61	66	35.1 (43.9)	441.4 (613.2)	8.0 (7.4) [5.0]	11.1	0.352

Table C1c. Pharmacy: OpenAlex indicators of academics, publications 2012-2025 (design A). Cells give mean (SD) [median]. Departments ordered by mean h.

Department (Univ.)	N	TRS	Publications mean (SD)	Citations mean (SD)	h mean (SD) [median]	Mean i10	Mean m
Pharmacy (AUTH)	17	19	71.6 (42.5)	1,431.2 (1,306.4)	18.6 (10.1) [18.0]	33.8	0.782
Pharmacy (UPatras)	15	25	79.3 (105.2)	1,615.4 (2,322.4)	16.1 (12.7) [14.0]	33.6	0.558
Pharmacy (NKUA)	25	36	35.6 (40.8)	580.4 (742.1)	9.2 (9.1) [10.0]	14.5	0.367

Table C1d. Nursing: OpenAlex indicators of academics, publications 2012-2025 (design A). Cells give mean (SD) [median]. Departments ordered by mean h.

Department (Univ.)	N	TRS	Publications mean (SD)	Citations mean (SD)	h mean (SD) [median]	Mean i10	Mean m
Nursing (UTh)	15	15	100.7 (73.7)	1,524.5 (1,723.9)	15.7 (10.9) [17.0]	28.7	0.859
Nursing (HMU)	8	13	58.5 (31.7)	963.8 (916.5)	14.1 (6.8) [13.5]	17.9	0.668
Nursing (UoP)	11	13	61.1 (53.1)	948.2 (1,027.4)	12.4 (7.7) [13.0]	18.7	0.663
Nursing (NKUA)	26	32	53.0 (70.1)	759.6 (1,149.0)	11.0 (8.3) [10.5]	16.1	0.496
Nursing (UNIWA)	33	35	47.3 (36.8)	533.0 (868.8)	8.9 (5.6) [10.0]	10.4	0.497
Nursing (UPatras)	11	11	33.7 (33.9)	541.5 (1,074.5)	8.9 (9.3) [6.0]	11.4	0.422
Nursing (IHU)	13	20	35.3 (31.4)	351.2 (385.4)	6.3 (4.6) [8.0]	6.3	0.320
Nursing (UoI)	9	12	19.7 (26.7)	384.8 (724.7)	6.0 (6.8) [3.0]	7.2	0.323

Table C1e. Nutrition and dietetics: OpenAlex indicators of academics, publications 2012-2025 (design A). Cells give mean (SD) [median]. Departments ordered by mean h.

Department (Univ.)	N	TRS	Publications mean (SD)	Citations mean (SD)	h mean (SD) [median]	Mean i10	Mean m
Dietetics and Nutrition (UTh)	8	9	75.8 (44.0)	1,691.5 (1,358.4)	19.4 (7.5) [17.5]	32.4	0.912
Nutritional Science and Dietetics (UoP)	9	9	62.8 (75.8)	2,541.3 (4,127.0)	16.4 (16.5) [10.0]	30.3	0.705
Nutrition and Dietetics (HUA)	19	23	82.4 (145.0)	2,104.3 (4,878.5)	15.0 (17.0) [11.0]	37.6	0.527
Nutritional Sciences and Dietetics (IHU)	14	16	67.2 (117.7)	1,519.4 (3,772.0)	14.0 (16.0) [12.0]	30.8	0.600
Nutrition and Dietetics Sciences (HMU)	7	9	42.1 (31.2)	758.7 (923.9)	13.0 (10.9) [11.0]	17.0	0.629

Table C1f. Physiotherapy: OpenAlex indicators of academics, publications 2012-2025 (design A). Cells give mean (SD) [median]. Departments ordered by mean h.

Department (Univ.)	N	TRS	Publications mean (SD)	Citations mean (SD)	h mean (SD) [median]	Mean i10	Mean m
Physiotherapy (UoP)	10	10	71.7 (47.2)	860.5 (644.9)	14.0 (4.7) [12.5]	20.8	0.745
Physiotherapy (UNIWA)	16	17	55.1 (38.2)	558.7 (425.7)	10.9 (4.9) [10.5]	14.5	0.434
Physiotherapy (UPatras)	13	14	50.4 (55.7)	658.7 (612.1)	10.4 (7.5) [10.0]	16.0	0.603
Physiotherapy (UTh)	13	14	40.1 (31.9)	516.6 (622.0)	8.9 (7.1) [7.0]	10.0	0.498
Physiotherapy (IHU)	4	7	41.5 (31.6)	241.0 (236.9)	6.5 (4.7) [6.5]	6.8	0.430

Table C1g. Public and one health: OpenAlex indicators of academics, publications 2012-2025 (design A). Cells give mean (SD) [median]. Departments ordered by mean h.

Department (Univ.)	N	TRS	Publications mean (SD)	Citations mean (SD)	h mean (SD) [median]	Mean i10	Mean m
Public Health Policies (UNIWA)	16	20	69.9 (95.4)	1,179.7 (2,541.2)	12.0 (12.6) [11.5]	23.9	0.502
Public and Community Health (UNIWA)	11	14	58.9 (56.9)	812.0 (1,010.3)	11.7 (9.4) [12.0]	19.2	0.540
Public and One Health (UTh)	11	11	46.2 (43.3)	582.2 (701.9)	10.7 (8.2) [9.0]	15.7	0.616

Table C1h. Biomedical sciences: OpenAlex indicators of academics, publications 2012-2025 (design A). Cells give mean (SD) [median]. Departments ordered by mean h.

Department (Univ.)	N	TRS	Publications mean (SD)	Citations mean (SD)	h mean (SD) [median]	Mean i10	Mean m
Biomedical Sciences (IHU)	13	17	32.1 (23.4)	422.1 (411.6)	9.3 (5.8) [10.0]	10.8	0.492
Biomedical Sciences (UNIWA)	31	40	40.4 (43.1)	595.5 (1,260.9)	8.3 (8.3) [7.0]	11.5	0.426

Table C1i. Midwifery: OpenAlex indicators of academics, publications 2012-2025 (design A). Cells give mean (SD) [median]. Departments ordered by mean h.

Department (Univ.)	N	TRS	Publications mean (SD)	Citations mean (SD)	h mean (SD) [median]	Mean i10	Mean m
Midwifery (UNIWA)	18	19	78.3 (65.5)	865.3 (1,572.3)	11.8 (7.4) [10.5]	17.9	0.908
Midwifery (UoWM)	8	11	63.9 (58.9)	570.6 (569.8)	10.9 (7.0) [11.0]	16.0	0.897
Midwifery (IHU)	6	7	23.7 (16.2)	224.0 (217.5)	6.8 (4.4) [6.0]	6.7	0.506

Table C1j. Occupational therapy: OpenAlex indicators of academics, publications 2012-2025 (design A). Cells give mean (SD) [median]. Departments ordered by mean h.

Department (Univ.)	N	TRS	Publications mean (SD)	Citations mean (SD)	h mean (SD) [median]	Mean i10	Mean m
Occupational Therapy (UoWM)	3	3	88.3 (61.3)	644.3 (459.4)	12.7 (5.9) [15.0]	18.7	0.652
Occupational Therapy (UNIWA)	6	8	27.0 (24.6)	279.7 (221.5)	7.2 (4.5) [7.0]	6.3	0.551

Table C1k. Speech and language therapy: OpenAlex indicators of academics, publications 2012-2025 (design A). Cells give mean (SD) [median]. Departments ordered by mean h.

Department (Univ.)	N	TRS	Publications mean (SD)	Citations mean (SD)	h mean (SD) [median]	Mean i10	Mean m
Speech and Language Therapy (UoP)	8	9	41.1 (63.6)	1,106.4 (2,648.2)	10.8 (13.7) [7.5]	16.5	0.467
Speech and Language Therapy (UPatras)	7	8	38.3 (44.0)	475.3 (544.7)	8.4 (6.9) [6.0]	10.3	0.509

Table C2a. Medicine: OpenAlex documents 2012-2025 per department (design B). Ordered by citations per TRS member.

Department (Univ.)	TRS	No profile	Papers	Citations	Papers/ TRS	Cit./TRS	Cit./paper	Rank cit/TRS (area)	Rank cit/paper (area)	Rank in univ.
Medicine (NKUA)	551	63	36634	960928	66.49	1,743.97	26.23	1	1	1
Medicine (UoC)	128	13	6437	141174	50.29	1,102.92	21.93	2	3	1
Medicine (AUTH)	399	45	21307	433139	53.40	1,085.56	20.33	3	5	1
Medicine (UTh)	162	17	7794	175433	48.11	1,082.92	22.51	4	2	2
Medicine (UoI)	153	15	7922	158830	51.78	1,038.10	20.05	5	6	1
Medicine (UPatras)	131	19	6201	131642	47.34	1,004.90	21.23	6	4	1
Medicine (DUTH)	123	15	5357	96542	43.55	784.89	18.02	7	7	1

Table C2b. Dentistry: OpenAlex documents 2012-2025 per department (design B). Ordered by citations per TRS member.

Department (Univ.)	TRS	No profile	Papers	Citations	Papers/ TRS	Cit./TRS	Cit./paper	Rank cit/TRS (area)	Rank cit/paper (area)	Rank in univ.
Dentistry (AUTH)	47	4	1596	27292	33.96	580.68	17.10	1	1	3
Dentistry (NKUA)	66	5	1817	23772	27.53	360.18	13.08	2	2	4

Table C2c. Pharmacy: OpenAlex documents 2012-2025 per department (design B). Ordered by citations per TRS member.

Department (Univ.)	TRS	No profile	Papers	Citations	Papers/ TRS	Cit./TRS	Cit./paper	Rank cit/TRS (area)	Rank cit/paper (area)	Rank in univ.
Pharmacy (AUTH)	19	2	1027	18813	54.05	990.16	18.32	1	2	2
Pharmacy (UPatras)	25	10	1138	22833	45.52	913.32	20.06	2	1	2
Pharmacy (NKUA)	36	11	798	13088	22.17	363.56	16.40	3	3	3

Table C2d. Nursing: OpenAlex documents 2012-2025 per department (design B). Ordered by citations per TRS member.

Department (Univ.)	TRS	No profile	Papers	Citations	Papers/ TRS	Cit./TRS	Cit./paper	Rank cit/TRS (area)	Rank cit/paper (area)	Rank in univ.
Nursing (UTh)	15	0	1016	14778	67.73	985.20	14.55	1	5	3
Nursing (UoP)	13	2	572	9220	44.00	709.23	16.12	2	3	4
Nursing (HMU)	13	5	407	7094	31.31	545.69	17.43	3	2	2
Nursing (NKUA)	32	6	1197	17338	37.41	541.81	14.48	4	6	2
Nursing (UPatras)	11	0	328	5229	29.82	475.36	15.94	5	4	3
Nursing (UNIWA)	35	2	1037	13173	29.63	376.37	12.70	6	7	6
Nursing (UoI)	12	3	170	3226	14.17	268.83	18.98	7	1	2
Nursing (IHU)	20	7	367	3373	18.35	168.65	9.19	8	8	4

Table C2e. Nutrition and dietetics: OpenAlex documents 2012-2025 per department (design B). Ordered by citations per TRS member.

Department (Univ.)	TRS	No profile	Papers	Citations	Papers/ TRS	Cit./TRS	Cit./paper	Rank cit/TRS (area)	Rank cit/paper (area)	Rank in univ.
Nutritional Science and Dietetics (UoP)	9	0	527	22484	58.56	2,498.22	42.66	1	1	1
Nutrition and Dietetics (HUA)	23	4	1444	37847	62.78	1,645.52	26.21	2	2	1
Dietetics and Nutrition (UTh)	9	1	587	13391	65.22	1,487.89	22.81	3	3	1
Nutritional Sciences and Dietetics (IHU)	16	2	933	21238	58.31	1,327.38	22.76	4	4	1
Nutrition and Dietetics Sciences (HMU)	9	2	282	5241	31.33	582.33	18.59	5	5	1

Table C2f. Physiotherapy: OpenAlex documents 2012-2025 per department (design B). Ordered by citations per TRS member.

Department (Univ.)	TRS	No profile	Papers	Citations	Papers/ TRS	Cit./TRS	Cit./paper	Rank cit/TRS (area)	Rank cit/paper (area)	Rank in univ.
Physiotherapy (UoP)	10	0	659	8058	65.90	805.80	12.23	1	3	3
Physiotherapy (UPatras)	14	1	519	6566	37.07	469.00	12.65	2	2	4
Physiotherapy (UNIWA)	17	1	691	7418	40.65	436.35	10.74	3	4	4
Physiotherapy (UTh)	14	1	358	5144	25.57	367.43	14.37	4	1	5
Physiotherapy (IHU)	7	3	133	809	19.00	115.57	6.08	5	5	5

Table C2g. Public and one health: OpenAlex documents 2012-2025 per department (design B). Ordered by citations per TRS member.

Department (Univ.)	TRS	No profile	Papers	Citations	Papers/ TRS	Cit./TRS	Cit./paper	Rank cit/TRS (area)	Rank cit/paper (area)	Rank in univ.
Public Health Policies (UNIWA)	20	4	1042	18448	52.10	922.40	17.70	1	1	1
Public and One Health (UTh)	11	0	494	6351	44.91	577.36	12.86	2	3	4
Public and Community Health (UNIWA)	14	3	519	7922	37.07	565.86	15.26	3	2	3

Table C2h. Biomedical sciences: OpenAlex documents 2012-2025 per department (design B). Ordered by citations per TRS member.

Department (Univ.)	TRS	No profile	Papers	Citations	Papers/ TRS	Cit./TRS	Cit./paper	Rank cit/TRS (area)	Rank cit/paper (area)	Rank in univ.
Biomedical Sciences (UNIWA)	40	9	1055	17330	26.38	433.25	16.43	1	1	5
Biomedical Sciences (IHU)	17	4	369	4900	21.71	288.24	13.28	2	2	2

Table C2i. Midwifery: OpenAlex documents 2012-2025 per department (design B). Ordered by citations per TRS member.

Department (Univ.)	TRS	No profile	Papers	Citations	Papers/ TRS	Cit./TRS	Cit./paper	Rank cit/TRS (area)	Rank cit/paper (area)	Rank in univ.
Midwifery (UNIWA)	19	1	986	13388	51.89	704.63	13.58	1	1	2
Midwifery (UoWM)	11	3	449	4239	40.82	385.36	9.44	2	3	2
Midwifery (IHU)	7	1	138	1314	19.71	187.71	9.52	3	2	3

Table C2j. Occupational therapy: OpenAlex documents 2012-2025 per department (design B). Ordered by citations per TRS member.

Department (Univ.)	TRS	No profile	Papers	Citations	Papers/ TRS	Cit./TRS	Cit./paper	Rank cit/TRS (area)	Rank cit/paper (area)	Rank in univ.
Occupational Therapy (UoWM)	3	0	265	1933	88.33	644.33	7.29	1	2	1
Occupational Therapy (UNIWA)	8	2	158	1555	19.75	194.38	9.84	2	1	7

Table C2k. Speech and language therapy: OpenAlex documents 2012-2025 per department (design B). Ordered by citations per TRS member.

Department (Univ.)	TRS	No profile	Papers	Citations	Papers/ TRS	Cit./TRS	Cit./paper	Rank cit/TRS (area)	Rank cit/paper (area)	Rank in univ.
Speech and Language Therapy (UoP)	9	1	328	8851	36.44	983.44	26.98	1	1	2
Speech and Language Therapy (UPatras)	8	1	247	3192	30.88	399.00	12.92	2	2	5

Table C3a. Medicine: top-20 academics by OpenAlex h-index, publications 2012-2025 (design A).

Academic	Department (Univ.)	h	i10	Cites	Pubs	Rank h d/u/a/all	Comp. (area)	Lifetime h / i10 / cites	Conf.
Filippatos Gerasimos	Medicine (NKUA)	141	562	137,023	867	1/1/1/1	1.3	160 / 726 / 177,480	H
Terpos Evangelos	Medicine (NKUA)	85	429	39,871	1,180	2/2/2/2	1.6	107 / 628 / 55,947	H
Tsivgoulis Georgios	Medicine (NKUA)	83	463	28,716	916	3/3/3/3	3.6	90 / 569 / 35,191	H

Academic	Department (Univ.)	h	i10	Cites	Pubs	Rank h d/u/a/all	Comp. (area)	Lifetime h / i10 / cites	Conf.
Tsilidis Konstantinos	Medicine (UoI)	70	229	17,808	607	1/1/4/4	7.4	75 / 252 / 20,771	H
Zaoutis Theoklis-ilias	Medicine (NKUA)	67	179	24,755	307	4/4/5/5	8.7	88 / 281 / 42,545	H
Goulis Dimitrios	Medicine (AUTH)	64	241	13,335	532	1/1/6/7	11.6	70 / 302 / 17,374	H
Lallas Aimilios	Medicine (AUTH)	61	283	17,943	650	2/2/7/9	8.8	62 / 290 / 18,310	H
Samoli Evangelia	Medicine (NKUA)	61	139	15,724	271	5/5/7/9	14.5	74 / 177 / 21,460	H
Papatheodoridis Georgios	Medicine (NKUA)	60	188	18,943	475	6/6/9/11	12.5	84 / 322 / 29,948	H
Gorgoulis Vasileios	Medicine (NKUA)	60	161	15,885	368	6/6/9/11	15.7	80 / 290 / 32,740	H
Tzioufas Athanasios	Medicine (NKUA)	60	150	13,352	369	6/6/9/11	17.1	79 / 272 / 23,628	H
Naska Androniki	Medicine (NKUA)	60	203	12,482	383	6/6/9/11	17.3	81 / 276 / 22,508	H
Nikolaou Konstantinos	Medicine (UTh)	58	376	15,011	780	1/1/13/15	9.4	78 / 520 / 28,975	M
Sfikakis Petros	Medicine (NKUA)	56	329	15,142	712	10/10/14/16	10.6	75 / 427 / 24,375	H
Polyzos Stergios	Medicine (AUTH)	55	198	12,773	367	3/3/15/17	23.5	61 / 233 / 14,965	H
Tsioufis Konstantinos	Medicine (NKUA)	54	219	25,036	932	11/11/16/18	4.3	54 / 226 / 25,300	H
Vlachopoulos Charalampos	Medicine (NKUA)	54	176	17,107	538	11/11/16/18	16.7	78 / 267 / 38,423	L
Siasos Gerasimos	Medicine (NKUA)	53	212	12,701	651	13/13/18/21	12.9	59 / 254 / 14,772	H
Kaltsas Grigorios	Medicine (NKUA)	53	165	11,973	436	13/13/18/21	23.7	82 / 290 / 27,069	H
Tsakris Athanasios	Medicine (NKUA)	53	203	11,012	377	13/13/18/21	26.2	65 / 339 / 18,114	H

Table C3b. Dentistry: top-20 academics by OpenAlex h-index, publications 2012-2025 (design A).

Academic	Department (Univ.)	h	i10	Cites	Pubs	Rank h d/u/a/all	Comp. (area)	Lifetime h / i10 / cites	Conf.
Papadimitriou Konstantinos	Dentistry (AUTH)	34	83	4,584	208	1/20/1/97	1.2	38 / 99 / 5,584	H
Papadopoulou Alexandra	Dentistry (AUTH)	29	44	5,707	101	2/40/2/185	1.9	31 / 54 / 6,715	H
Zinelis Spyros	Dentistry (NKUA)	29	66	2,769	160	1/78/2/185	2.6	39 / 115 / 5,137	H
Bakopoulou Athina	Dentistry (AUTH)	29	55	2,368	88	2/40/2/185	3.9	32 / 64 / 3,234	H
Kontonasaki Eleana	Dentistry (AUTH)	27	54	2,151	83	4/55/5/241	7.1	31 / 75 / 2,946	H
Sakellari Dimitra	Dentistry (AUTH)	27	46	2,066	89	4/55/5/241	7.7	35 / 70 / 3,486	H
Antoniadou Maria	Dentistry (NKUA)	26	56	2,464	164	2/108/7/265	3.4	28 / 66 / 3,250	H
Kanavakis Georgios	Dentistry (NKUA)	23	40	1,215	62	3/146/8/365	13.2	23 / 40 / 1,217	H
Perisanidis Christos	Dentistry (NKUA)	22	38	1,845	157	4/160/9/406	7.1	23 / 42 / 2,039	H
Papadopoulos A. Moschos	Dentistry (AUTH)	21	31	2,084	79	6/101/10/442	10.1	37 / 72 / 4,457	H
Paraskevopoulos Konstantinos	Dentistry (AUTH)	21	50	1,700	159	6/101/10/442	6.7	37 / 89 / 4,830	H
Anagnostou Maria	Dentistry (NKUA)	21	56	1,535	136	5/169/10/442	9.2	24 / 69 / 2,300	H
Dionysopoulos Dimitrios	Dentistry (AUTH)	21	55	1,496	117	6/101/10/442	10.4	21 / 57 / 1,784	H
Nikitakis Nikolaos	Dentistry (NKUA)	21	37	1,342	140	5/169/10/442	8.9	40 / 100 / 4,743	H
Tzanetakis Georgios	Dentistry (NKUA)	20	36	1,650	126	7/190/15/500	10.6	39 / 107 / 8,992	H
Andreadis Dimitrios	Dentistry (AUTH)	18	26	1,127	101	9/130/16/595	14.9	22 / 38 / 1,548	H
Tosios Konstantinos	Dentistry (NKUA)	18	33	1,046	108	8/220/16/595	13.9	29 / 68 / 2,176	H
Tolidis Kosmas	Dentistry (AUTH)	18	39	989	103	9/130/16/595	14.9	20 / 45 / 1,252	H
Papathanasiou Evangelos	Dentistry (NKUA)	17	17	1,303	41	9/239/19/655	19.9	18 / 18 / 1,380	H
Ioannidis Konstantinos	Dentistry (AUTH)	15	20	1,043	70	11/170/20/773	20.0	18 / 28 / 1,395	H

Table C3c. Pharmacy: top-20 academics by OpenAlex h-index, publications 2012-2025 (design A).

Academic	Department (Univ.)	h	i10	Cites	Pubs	Rank h d/u/a/all	Comp. (area)	Lifetime h / i10 / cites	Conf.
Patrinos Georgios	Pharmacy (UPatras)	43	181	8,661	417	1/2/1/47	1.0	52 / 250 / 13,752	H
Fatouros Dimitrios	Pharmacy (AUTH)	40	108	5,138	175	1/13/2/61	2.0	46 / 136 / 6,725	H
Poulas Konstantinos	Pharmacy (UPatras)	36	72	4,450	155	2/6/3/82	3.0	39 / 96 / 5,525	H
Mikelis Konstantinos	Pharmacy (UPatras)	30	51	3,276	131	3/12/4/167	4.5	33 / 62 / 3,861	H
Kachrimanis Kyriakos	Pharmacy (AUTH)	29	44	2,774	58	2/40/5/185	7.3	35 / 66 / 3,837	H
Prokopis Magiatis	Pharmacy (NKUA)	28	57	2,846	123	1/88/6/214	5.9	46 / 136 / 8,562	H
Vizirianakis Ioannis	Pharmacy (AUTH)	28	64	2,472	140	3/48/6/214	5.4	30 / 87 / 3,432	H
Karavasili Christina	Pharmacy (AUTH)	28	48	2,463	69	3/48/6/214	8.6	28 / 48 / 2,471	H
Barmpalexis Panagiotis	Pharmacy (AUTH)	28	60	2,064	112	3/48/6/214	7.7	30 / 66 / 2,398	H
Georgia Valsami	Pharmacy (NKUA)	24	59	2,179	101	2/128/10/324	9.6	29 / 84 / 3,130	H
Avgoustakis Konstantinos	Pharmacy (UPatras)	23	46	1,564	67	4/27/11/365	13.8	35 / 80 / 4,762	H
Nikolakakis Ioannis	Pharmacy (AUTH)	22	44	2,040	93	6/91/12/406	11.6	26 / 63 / 2,667	H
Lazari Diamanto	Pharmacy (AUTH)	22	47	1,558	101	6/91/12/406	11.8	31 / 76 / 3,216	H
Pontiki Eleni	Pharmacy (AUTH)	21	27	1,239	56	8/101/14/442	17.2	31 / 55 / 2,789	H
Nikolaos Fokialakis	Pharmacy (NKUA)	21	37	1,061	138	3/169/14/442	9.3	28 / 70 / 2,485	H
Stefanos Kikionis	Pharmacy (NKUA)	20	25	1,082	39	4/190/16/500	20.0	20 / 27 / 1,122	H
Spyroulias Georgios	Pharmacy (UPatras)	19	35	1,786	111	5/38/17/536	11.8	29 / 87 / 3,633	H
Papadimitriou Evangelia	Pharmacy (UPatras)	19	35	1,175	81	5/38/17/536	16.3	41 / 103 / 4,486	H
Marilena Vlachou	Pharmacy (NKUA)	19	32	1,072	79	5/202/17/536	17.2	23 / 48 / 2,472	H
Dimitrios Rekkas	Pharmacy (NKUA)	18	26	1,364	44	6/220/20/595	19.7	23 / 42 / 2,029	H

Table C3d. Nursing: top-20 academics by OpenAlex h-index, publications 2012-2025 (design A).

Academic	Department (Univ.)	h	i10	Cites	Pubs	Rank h d/u/a/all	Comp. (area)	Lifetime h / i10 / cites	Conf.
Papathanasiou Ioanna	Nursing (UTh)	41	99	6,382	238	1/3/1/56	1.2	41 / 106 / 6,529	H
Galanis Petros	Nursing (NKUA)	40	112	5,873	373	1/33/2/61	1.5	44 / 131 / 6,679	H
Georgiopoulou Vasiliki	Nursing (UPatras)	32	50	3,695	113	1/10/3/127	5.0	43 / 82 / 6,543	H
Tsaras Konstantinos	Nursing (UTh)	31	49	4,002	99	2/12/4/141	5.4	32 / 51 / 4,108	H
Kolovos Petros	Nursing (UoP)	26	39	3,271	121	1/3/5/265	6.4	26 / 39 / 3,272	H
Stylianakis Minas	Nursing (HMU)	26	36	2,739	57	1/2/5/265	8.2	33 / 54 / 3,597	H
Zyga Sofia	Nursing (UoP)	23	50	2,487	166	2/4/7/365	6.4	24 / 52 / 2,596	H
Rizos Evangelos	Nursing (UoI)	21	34	2,256	77	1/31/8/442	11.1	26 / 55 / 3,143	H
Sarafis Pavlos	Nursing (UTh)	20	44	2,203	168	3/41/9/500	6.5	21 / 48 / 2,324	H
Malliarou Maria	Nursing (UTh)	20	36	1,838	180	3/41/9/500	5.7	22 / 40 / 1,996	H
Malli Foteini	Nursing (UTh)	20	46	1,805	157	3/41/9/500	8.5	22 / 48 / 1,984	H
Dimakakos Evangelos Epikouros	Nursing (UNIWA)	19	24	4,808	72	1/11/12/536	6.7	20 / 28 / 4,977	H
Patelarou Athina	Nursing (HMU)	19	37	2,033	112	2/4/12/536	12.5	19 / 37 / 2,037	H
Papagiannis Dimitrios	Nursing (UTh)	19	41	1,586	116	6/49/12/536	12.5	19 / 41 / 1,586	H
Katsoulas Theodoros	Nursing (NKUA)	19	31	1,216	96	2/202/12/536	16.9	20 / 32 / 1,277	H
Vasilopoulos Georgios Kathigitis	Nursing (UNIWA)	19	27	1,191	106	1/11/12/536	16.1	20 / 29 / 1,257	H
Pavlopoulou Ioanna	Nursing (NKUA)	19	31	1,063	54	2/202/12/536	21.1	21 / 40 / 1,428	H
Giannakopoulou Margarita	Nursing (NKUA)	18	24	1,535	90	4/220/18/595	18.6	22 / 34 / 1,900	H
Kotsiou Ourania	Nursing (UTh)	18	38	1,471	154	7/55/18/595	12.7	18 / 38 / 1,471	H
Gallos Parisis Epikouros	Nursing (UNIWA)	18	30	1,303	157	3/16/18/595	11.0	18 / 30 / 1,307	H

Table C3e. Nutrition and dietetics: top-20 academics by OpenAlex h-index, publications 2012-2025 (design A).

Academic	Department (Univ.)	h	i10	Cites	Pubs	Rank h d/u/a/all	Comp. (area)	Lifetime h / i10 / cites	Conf.
Manios Ioannis	Nutrition and Dietetics (HUA)	67	380	21,574	644	1/1/1/5	1.0	87 / 531 / 34,329	H
Katsiki Niki	Nutritional Sciences and Dietetics (IHU)	64	263	14,538	463	1/1/2/7	2.0	65 / 292 / 15,636	H
Lambropoulou Dimitra Ioanna	Nutritional Science and Dietetics (UoP)	54	143	10,914	249	1/1/3/18	3.0	67 / 188 / 14,721	M
Kontogianni Meropi	Nutrition and Dietetics (HUA)	34	60	3,777	192	2/2/4/97	4.7	41 / 82 / 6,140	H
Metsios Georgios	Dietetics and Nutrition (UTh)	33	72	4,742	175	1/10/5/111	5.0	53 / 127 / 10,047	H
Mouratidou Theodora	Nutrition and Dietetics Sciences (HMU)	31	47	2,272	87	1/1/6/141	8.6	35 / 57 / 2,908	H
Kaliora Andriana	Nutrition and Dietetics (HUA)	30	58	2,228	104	3/3/7/167	8.0	35 / 80 / 3,833	H
Veskoukis Aristeidis	Dietetics and Nutrition (UTh)	28	49	2,399	83	2/17/8/214	9.2	30 / 57 / 2,949	H
Karathanos Vaios	Nutrition and Dietetics (HUA)	26	55	2,287	117	4/4/9/265	7.7	47 / 114 / 8,788	H
Antonopoulou Smaragdi	Nutrition and Dietetics (HUA)	26	42	2,023	102	4/4/9/265	9.4	42 / 106 / 5,060	H
Raikos Vasileios	Nutrition and Dietetics Sciences (HMU)	24	38	1,888	67	2/3/11/324	13.0	29 / 47 / 2,946	H
Dimitriou Maria	Nutritional Science and Dietetics (UoP)	23	27	8,457	79	2/4/12/365	7.4	26 / 34 / 8,710	H
Gioxari Aristea	Nutritional Science and Dietetics (UoP)	23	43	1,414	73	2/4/12/365	13.8	25 / 47 / 1,658	H
Kalogiannis Stavros	Nutritional Sciences and Dietetics (IHU)	22	34	1,390	99	2/2/14/406	12.2	24 / 38 / 1,751	H
Nomikos Tzortzis	Nutrition and Dietetics (HUA)	22	31	1,226	88	6/6/14/406	13.8	35 / 72 / 3,083	H
Georgakouli Kalliopi	Dietetics and Nutrition (UTh)	20	27	1,075	56	3/41/16/500	20.1	20 / 27 / 1,075	H
Panoutsopoulos Georgios	Nutritional Science and Dietetics (UoP)	19	31	1,222	62	4/9/17/536	18.3	26 / 51 / 2,072	H
Papadopoulos Iordanis	Nutritional Sciences and Dietetics (IHU)	19	25	865	49	3/3/17/536	23.5	25 / 36 / 1,394	H
Kalafati Ioanna-Panagiota	Nutrition and Dietetics (HUA)	18	21	3,812	60	7/7/19/595	11.1	18 / 21 / 3,825	H
Papagianni Maria	Dietetics and Nutrition (UTh)	18	36	1,187	93	4/55/19/595	14.8	34 / 77 / 5,045	H

Table C3f. Physiotherapy: top-20 academics by OpenAlex h-index, publications 2012-2025 (design A).

Academic	Department (Univ.)	h	i10	Cites	Pubs	Rank h d/u/a/all	Comp. (area)	Lifetime h / i10 / cites	Conf.
Pepera Garyfallia	Physiotherapy (UTh)	23	32	1,396	57	1/32/1/365	2.5	24 / 34 / 1,494	H
Koutserimpas Christos	Physiotherapy (UPatras)	22	52	1,873	205	1/29/2/406	1.6	22 / 52 / 1,876	H
Chytas Dimitrios	Physiotherapy (UoP)	21	40	1,771	146	1/7/3/442	3.3	21 / 40 / 1,772	H
Billi Evdokia	Physiotherapy (UPatras)	21	39	1,597	96	2/33/3/442	4.6	25 / 49 / 2,201	H
Tsironi Maria	Physiotherapy (UoP)	20	35	1,416	130	2/8/5/500	4.9	30 / 85 / 3,283	H
Papathanasiou Georgios Kathigitis	Physiotherapy (UNIWA)	19	24	1,381	88	1/11/6/536	7.4	20 / 27 / 1,439	H
Marazioti Antonia	Physiotherapy (UoP)	18	28	1,958	83	3/10/7/595	2.5	19 / 31 / 2,889	H
Kapreli Eleni	Physiotherapy (UTh)	18	21	1,947	99	2/55/7/595	3.8	29 / 38 / 3,407	H
Stasinopoulos Dimitrios Anaplirotis	Physiotherapy (UNIWA)	18	39	1,223	151	2/16/7/595	4.0	27 / 57 / 2,451	H
Papadopoulou Marianna Anaplirotria	Physiotherapy (UNIWA)	17	32	1,211	82	3/21/10/655	11.1	17 / 38 / 1,376	H
Kyriakidou Maria	Physiotherapy (UoP)	17	34	935	126	4/11/10/655	8.2	20 / 39 / 1,148	H
Tsekoura Maria	Physiotherapy (UPatras)	16	23	1,140	69	3/50/12/714	12.7	16 / 23 / 1,141	H
Lampropoulou Sofia	Physiotherapy (UPatras)	16	24	1,112	57	3/50/12/714	13.8	18 / 27 / 1,165	H
Dimitriadis Zacharias	Physiotherapy (UTh)	16	25	1,052	87	3/66/12/714	11.5	16 / 26 / 1,195	H

Academic	Department (Univ.)	h	i10	Cites	Pubs	Rank h d/u/a/all	Comp. (area)	Lifetime h / i10 / cites	Conf.
Koumantakis Georgios Anaplirotis	Physiotherapy (UNIWA)	16	25	954	87	4/24/12/714	11.8	23 / 50 / 2,437	H
Fousekis Konstantinos	Physiotherapy (UPatras)	16	26	855	85	3/50/12/714	13.1	17 / 29 / 1,505	H
Papandreou Maria Kathigitria	Physiotherapy (UNIWA)	14	20	740	107	5/30/17/842	10.7	16 / 25 / 1,203	H
Strimpakos Nikolaos	Physiotherapy (UTh)	14	17	727	67	4/80/17/842	17.6	28 / 41 / 2,525	H
Lyros Epameinondas	Physiotherapy (UoP)	13	14	767	22	5/14/19/905	22.0	16 / 22 / 970	H
Kortianou Eleni	Physiotherapy (UTh)	12	13	674	61	5/92/20/970	19.7	12 / 14 / 771	H

Table C3g. Public and one health: top-20 academics by OpenAlex h-index, publications 2012-2025 (design A).

Academic	Department (Univ.)	h	i10	Cites	Pubs	Rank h d/u/a/all	Comp. (area)	Lifetime h / i10 / cites	Conf.
Sergentanis Theodoros Anaplirotis	Public Health Policies (UNIWA)	48	161	10,216	302	1/1/1/35	1.0	55 / 234 / 13,244	H
Maniadakis Nikos Kathigitis	Public Health Policies (UNIWA)	30	74	2,733	234	2/4/2/167	2.2	36 / 115 / 6,217	L
Lagiou Areti Kathigitria	Public and Community Health (UNIWA)	28	61	3,297	173	1/5/3/214	2.8	38 / 90 / 5,739	H
Tsiamis Konstantinos	Public and One Health (UTh)	28	48	2,064	80	1/17/3/214	4.8	28 / 53 / 2,206	H
Papadas Ioannis Anaplirotis	Public and Community Health (UNIWA)	22	30	1,851	48	2/7/5/406	7.0	23 / 35 / 2,002	H
Notara Venetia Kathigitria	Public and Community Health (UNIWA)	20	41	1,122	98	3/9/6/500	6.9	21 / 44 / 1,310	H
Athanasakis Kostas Anaplirotis	Public Health Policies (UNIWA)	19	41	2,336	226	3/11/7/536	4.1	20 / 44 / 2,462	H
Kostoulas Polychronis	Public and One Health (UTh)	19	46	1,751	146	2/49/7/536	6.2	21 / 58 / 2,103	H
Zakynthinos Georgios Kathigitis	Public and Community Health (UNIWA)	17	29	899	98	4/21/9/655	8.2	17 / 30 / 929	H
Koumpouros Ioannis Kathigitis	Public and Community Health (UNIWA)	15	24	878	83	5/26/10/773	10.0	16 / 27 / 957	H
Katsafadou Angeliki	Public and One Health (UTh)	15	27	776	60	3/73/10/773	11.2	15 / 27 / 777	H
Pavi Elpida Kosmitor	Public Health Policies (UNIWA)	15	21	725	89	4/26/10/773	10.2	18 / 27 / 1,142	H
Merakou Kyriakoula Kathigitria	Public Health Policies (UNIWA)	14	18	635	38	5/30/13/842	14.5	18 / 25 / 1,016	H
Chatzopoulos Dimitrios	Public and One Health (UTh)	14	19	565	74	4/80/13/842	12.9	30 / 65 / 3,109	H
Patsoula Eleni Kathigitria	Public Health Policies (UNIWA)	14	17	488	43	5/30/13/842	15.7	23 / 33 / 1,256	H
Giakkoupi Panagiota Anaplirotria	Public Health Policies (UNIWA)	13	14	432	25	7/35/16/905	18.7	24 / 35 / 1,829	H
Mandilara Georgia Anaplirotria	Public Health Policies (UNIWA)	12	14	530	34	8/40/17/970	17.1	16 / 22 / 951	H
Sakellari Evanthia Kathigitria	Public and Community Health (UNIWA)	12	16	524	108	6/40/17/970	10.4	14 / 18 / 645	H
Kofinas Dimitris	Public and One Health (UTh)	12	12	489	28	5/92/17/970	18.2	12 / 12 / 489	H
Koulierakis Giorgos Kathigitis	Public Health Policies (UNIWA)	11	13	380	49	9/48/20/1046	18.0	12 / 15 / 456	H

Table C3h. Biomedical sciences: top-20 academics by OpenAlex h-index, publications 2012-2025 (design A).

Academic	Department (Univ.)	h	i10	Cites	Pubs	Rank h d/u/a/all	Comp. (area)	Lifetime h / i10 / cites	Conf.
Pappas Evangelos Anaplirotis	Biomedical Sciences (UNIWA)	36	101	4,803	205	1/2/1/82	1.2	40 / 118 / 6,024	H
Beloukas Apostolos Kathigitis	Biomedical Sciences (UNIWA)	26	60	5,251	133	2/6/2/265	1.5	28 / 65 / 5,531	L
Papanastasiou Anastasios Anaplirotis	Biomedical Sciences (UNIWA)	21	33	1,830	101	3/8/3/442	3.0	23 / 43 / 2,101	H
Dryllis Georgios Epikouros	Biomedical Sciences (UNIWA)	19	23	1,039	47	4/11/4/536	6.0	19 / 23 / 1,039	H
Chatzopoulou Fani	Biomedical Sciences (IHU)	18	31	882	70	1/4/5/595	6.1	19 / 33 / 1,002	H
Konstantakopoulou Evgenia Anaplirotria	Biomedical Sciences (UNIWA)	17	21	1,338	42	5/21/6/655	6.3	17 / 23 / 1,368	H
Papaliagkas Vasileios	Biomedical Sciences (IHU)	17	25	1,172	74	2/5/6/655	5.3	21 / 35 / 1,666	H
Karapantzos Ilias	Biomedical Sciences (IHU)	15	21	1,032	46	3/8/8/773	8.8	18 / 29 / 1,276	M
Chatzidimitriou Maria	Biomedical Sciences (IHU)	15	17	726	51	3/8/8/773	9.5	15 / 19 / 772	H
Bakas Athanasios Kathigitis	Biomedical Sciences (UNIWA)	14	18	614	80	6/30/10/842	6.8	17 / 22 / 742	H
Kefala Vasiliki Kathigitria	Biomedical Sciences (UNIWA)	12	13	369	62	7/40/11/970	10.1	13 / 18 / 498	H
Varvaresou Athanasia Kathigitria	Biomedical Sciences (UNIWA)	11	13	851	39	8/48/12/1046	12.0	16 / 28 / 1,427	H
Lymperaki Evgenia	Biomedical Sciences (IHU)	11	14	543	34	5/14/12/1046	13.8	11 / 14 / 543	H
Chaniotis Dimitrios Kathigitis	Biomedical Sciences (UNIWA)	11	13	461	52	8/48/12/1046	11.5	14 / 19 / 741	L
Papageorgiou Spyros Anaplirotis	Biomedical Sciences (UNIWA)	11	12	400	57	8/48/12/1046	11.5	15 / 29 / 942	H
Andreadou Eleni	Biomedical Sciences (IHU)	10	10	421	31	6/18/16/1115	16.5	10 / 10 / 421	H
Skepastianos Petros	Biomedical Sciences (IHU)	10	11	256	35	6/18/16/1115	17.2	11 / 12 / 299	H
Fountzoula Christina Anaplirotria	Biomedical Sciences (UNIWA)	9	9	240	46	11/65/18/1199	16.4	11 / 12 / 399	H
Pessach Ilias	Biomedical Sciences (IHU)	9	6	230	26	8/24/18/1199	20.0	9 / 8 / 349	H
Ninos Konstantinos Kathigitis	Biomedical Sciences (UNIWA)	8	7	206	47	12/71/20/1261	16.4	10 / 10 / 319	H

Table C3i. Midwifery: top-20 academics by OpenAlex h-index, publications 2012-2025 (design A).

Academic	Department (Univ.)	h	i10	Cites	Pubs	Rank h d/u/a/all	Comp. (area)	Lifetime h / i10 / cites	Conf.
Xanthos Theodoros Kathigitis	Midwifery (UNIWA)	33	103	6,859	283	1/3/1/111	1.0	41 / 164 / 10,169	H
Dagla Maria Kathigitria	Midwifery (UNIWA)	20	40	1,693	138	2/9/2/500	2.4	20 / 44 / 1,760	L
Anastasiadou Sofia	Midwifery (UoWM)	20	44	1,624	178	1/1/2/500	2.2	24 / 54 / 2,416	H
Ioanna Ioannou	Midwifery (UoWM)	19	25	1,124	63	2/2/4/536	5.8	19 / 25 / 1,126	M
Tzimourta Katerina Epikouri	Midwifery (UNIWA)	18	27	1,526	49	3/16/5/595	5.9	18 / 27 / 1,527	M

Academic	Department (Univ.)	h	i10	Cites	Pubs	Rank h d/u/a/all	Comp. (area)	Lifetime h / i10 / cites	Conf.
Gourounti Kleanthi Kathigitria	Midwifery (UNIWA)	18	25	981	112	3/16/5/595	5.6	21 / 37 / 1,442	H
Sarantaki Antigoni Kathigitria,	Midwifery (UNIWA)	16	22	709	153	5/24/7/714	5.1	17 / 24 / 799	H
Eirini Orovou	Midwifery (UoWM)	15	26	798	98	3/4/8/773	7.6	15 / 26 / 799	H
Iliadou Maria Anaplirotria	Midwifery (UNIWA)	14	17	516	64	6/30/9/842	10.5	14 / 17 / 516	H
Antonakou Angeliki	Midwifery (IHU)	13	15	560	47	1/13/10/905	11.6	14 / 20 / 689	H
Maria Tzitiridou	Midwifery (UoWM)	13	18	490	93	4/6/10/905	9.9	14 / 23 / 734	H
Bothou Anastasia Epikouri	Midwifery (UNIWA)	12	16	835	114	7/40/12/970	7.0	12 / 16 / 835	H
Diamanti Athina Epikouri	Midwifery (UNIWA)	12	13	505	86	7/40/12/970	10.8	12 / 13 / 505	H
Zafrakas Menelaos	Midwifery (IHU)	11	13	423	35	2/14/14/1046	15.9	22 / 38 / 1,483	H
Metallinou Dimitra Epikouri	Midwifery (UNIWA)	11	13	363	82	9/48/14/1046	12.8	11 / 13 / 363	H
Nanou Christina Anaplirotria	Midwifery (UNIWA)	10	11	461	64	10/57/16/1115	13.8	10 / 11 / 461	H
Sarella Angeliki Anaplirotria	Midwifery (UNIWA)	10	10	280	40	10/57/16/1115	17.0	10 / 10 / 280	H
Palaska Ermioni Anaplirotria	Midwifery (UNIWA)	9	8	274	39	12/65/18/1199	18.3	9 / 8 / 274	H
Panagiotis Eskitzis	Midwifery (UoWM)	9	8	249	51	5/7/18/1199	17.2	9 / 8 / 249	H
Deltsidou Anna Kathigitria	Midwifery (UNIWA)	8	7	198	66	13/71/20/1261	15.7	12 / 14 / 459	H

Table C3j. Occupational therapy: top-20 academics by OpenAlex h-index, publications 2012-2025 (design A).

Academic	Department (Univ.)	h	i10	Cites	Pubs	Rank h d/u/a/all	Comp. (area)	Lifetime h / i10 / cites	Conf.
Georgiou Konstantinos	Occupational Therapy (UoWM)	17	35	971	159	1/3/1/655	1.0	17 / 42 / 1,273	H
Ventoulis Ioannis	Occupational Therapy (UoWM)	15	19	843	50	2/4/2/773	2.4	15 / 19 / 843	H
Athanasia Alexoudi Epikouri	Occupational Therapy (UNIWA)	13	16	605	63	1/35/3/905	2.6	14 / 17 / 630	H
Vlotinou Pinelopi Epikouri	Occupational Therapy (UNIWA)	11	11	366	50	2/48/4/1046	4.3	11 / 11 / 369	H
Athanasopoulou Christina Anaplirotria	Occupational Therapy (UNIWA)	8	7	418	27	3/71/5/1261	4.9	9 / 9 / 520	H
Ouzouni Christina Kathigitria	Occupational Therapy (UNIWA)	6	3	144	12	4/82/6/1389	6.3	7 / 4 / 187	H
Chrysanthou Chrysanthos	Occupational Therapy (UoWM)	6	2	119	56	3/8/6/1389	4.8	7 / 4 / 220	L
Tzonichaki Ioanna Kathigitria	Occupational Therapy (UNIWA)	4	1	138	7	5/96/8/1500	7.6	4 / 1 / 140	H
Ioanna Giannoula Katsouri	Occupational Therapy (UNIWA)	1	0	7	3	6/113/9/1690	9.0	1 / 0 / 8	H

Table C3k. Speech and language therapy: top-20 academics by OpenAlex h-index, publications 2012-2025 (design A).

Academic	Department (Univ.)	h	i10	Cites	Pubs	Rank h d/u/a/all	Comp. (area)	Lifetime h / i10 / cites	Conf.
Konstantopoulos Konstantinos	Speech and Language Therapy (UoP)	43	94	7,647	193	1/2/1/47	1.0	64 / 178 / 14,864	H
Tsapanou Angeliki	Speech and Language Therapy (UPatras)	18	24	1,314	70	1/44/2/595	2.2	18 / 24 / 1,315	H
Plotas Panagiotis	Speech and Language Therapy (UPatras)	16	29	831	124	2/50/3/714	2.8	16 / 29 / 831	H
Nousia Anastasia	Speech and Language Therapy (UoP)	13	14	494	42	2/14/4/905	4.6	13 / 14 / 495	H
Papathanasiou Ilias	Speech and Language Therapy (UPatras)	12	13	962	31	3/74/5/970	4.3	18 / 19 / 1,267	H
Stefanatou Pentagiotissa	Speech and Language Therapy (UoP)	10	11	296	44	3/21/6/1115	5.1	10 / 11 / 296	H
Iliadou Eleftheria	Speech and Language Therapy (UoP)	8	5	166	23	4/27/7/1261	7.3	8 / 5 / 166	H
Andreou Maria	Speech and Language Therapy (UoP)	7	7	215	17	5/29/8/1320	7.9	9 / 9 / 281	H
Trimmis Nikolaos	Speech and Language Therapy (UPatras)	6	2	105	21	4/104/9/1389	8.6	6 / 2 / 105	H
Papakyritsis Ioannis	Speech and Language Therapy (UPatras)	4	3	80	13	5/116/10/1500	10.0	4 / 3 / 85	H
Papatzalas Christos	Speech and Language Therapy (UPatras)	3	1	35	5	6/120/11/1561	11.3	3 / 1 / 35	H
Karpathiou Nomiki	Speech and Language Therapy (UoP)	3	1	26	8	6/33/11/1561	11.3	3 / 1 / 29	H
Voulgari Argyro	Speech and Language Therapy (UoP)	2	0	7	2	7/34/13/1621	13.3	7 / 7 / 317	M
Terzi Archonto	Speech and Language Therapy (UPatras)	0	0	0	4	7/142/14/1825	13.7	0 / 0 / 0	M
Selimis Efstathios	Speech and Language Therapy (UoP)	0	0	0	0	8/35/14/1825	14.3	1 / 0 / 4	M

Appendix D. Semantic Scholar: complete results of designs A and B, publications 2012-2025

This appendix reports Semantic Scholar in full, with the same definitions, windows and ranking rules as the Google Scholar results of Section 5, so that every department and area can be read under a second source with its own coverage (Section 3C). Table D1 gives the design-A department statistics per area, Table D2 the design-B department indicators, and Table D3 the top-20 academics per area by the Semantic Scholar 2012-2025 h-index.

Table D1a. Medicine: Semantic Scholar indicators of academics, publications 2012-2025 (design A). Cells give mean (SD) [median]. Departments ordered by mean h.

Department (Univ.)	N	TRS	Publications mean (SD)	Citations mean (SD)	h mean (SD) [median]	Mean i10	Mean m
Medicine (UoC)	97	128	27.6 (48.6)	587.9 (1,380.3)	6.8 (9.1) [3.0]	11.1	0.334

Department (Univ.)	N	TRS	Publications mean (SD)	Citations mean (SD)	h mean (SD) [median]	Mean i10	Mean m
Medicine (UoI)	112	153	21.2 (30.4)	363.1 (690.3)	5.6 (7.1) [3.0]	7.0	0.318
Medicine (UPatras)	97	131	23.4 (37.4)	290.7 (597.1)	5.6 (6.7) [2.0]	7.2	0.333
Medicine (NKUA)	388	551	19.7 (40.0)	376.2 (1,145.3)	5.1 (7.7) [2.0]	6.8	0.289
Medicine (UTh)	127	162	18.3 (42.7)	361.8 (1,273.3)	5.0 (8.2) [2.0]	7.0	0.325
Medicine (DUTH)	93	123	16.4 (31.6)	327.8 (878.7)	4.7 (6.9) [2.0]	6.2	0.323
Medicine (AUTH)	286	399	18.8 (34.7)	268.0 (621.3)	4.6 (6.6) [2.0]	6.0	0.289

Table D1b. Dentistry: Semantic Scholar indicators of academics, publications 2012-2025 (design A). Cells give mean (SD) [median]. Departments ordered by mean h.

Department (Univ.)	N	TRS	Publications mean (SD)	Citations mean (SD)	h mean (SD) [median]	Mean i10	Mean m
Dentistry (AUTH)	36	47	30.3 (47.1)	365.0 (799.6)	6.4 (7.8) [4.5]	9.6	0.261
Dentistry (NKUA)	51	66	15.6 (27.6)	371.8 (821.6)	4.8 (6.6) [2.0]	6.2	0.223

Table D1c. Pharmacy: Semantic Scholar indicators of academics, publications 2012-2025 (design A). Cells give mean (SD) [median]. Departments ordered by mean h.

Department (Univ.)	N	TRS	Publications mean (SD)	Citations mean (SD)	h mean (SD) [median]	Mean i10	Mean m
Pharmacy (AUTH)	16	19	23.8 (42.6)	451.9 (826.3)	7.1 (9.2) [3.0]	10.9	0.427
Pharmacy (UPatras)	14	25	7.1 (9.1)	85.4 (173.7)	3.1 (3.8) [1.5]	2.4	0.145
Pharmacy (NKUA)	14	36	5.7 (13.1)	41.1 (99.3)	1.6 (2.8) [1.0]	1.2	0.088

Table D1d. Nursing: Semantic Scholar indicators of academics, publications 2012-2025 (design A). Cells give mean (SD) [median]. Departments ordered by mean h.

Department (Univ.)	N	TRS	Publications mean (SD)	Citations mean (SD)	h mean (SD) [median]	Mean i10	Mean m
Nursing (UTh)	14	15	73.3 (74.7)	1,235.1 (1,464.0)	14.4 (11.5) [11.5]	24.5	0.844
Nursing (UoP)	13	13	40.3 (52.4)	4,212.1 (13,373.3)	11.8 (16.2) [7.0]	20.2	0.463
Nursing (NKUA)	24	32	33.6 (38.4)	2,809.0 (11,804.0)	9.2 (10.5) [6.0]	13.0	0.386
Nursing (HMU)	8	13	19.8 (25.1)	466.0 (856.1)	7.5 (8.7) [4.5]	8.5	0.382
Nursing (UNIWA)	29	35	31.2 (35.2)	390.4 (549.5)	7.4 (7.4) [3.0]	9.5	0.389
Nursing (IHU)	9	20	17.7 (15.0)	149.9 (172.0)	4.7 (3.6) [4.0]	3.9	0.285
Nursing (UPatras)	10	11	13.7 (15.2)	89.8 (129.0)	3.7 (4.1) [2.5]	3.1	0.224
Nursing (UoI)	9	12	12.3 (16.6)	111.7 (186.1)	3.2 (3.1) [3.0]	2.0	0.214

Table D1e. Nutrition and dietetics: Semantic Scholar indicators of academics, publications 2012-2025 (design A). Cells give mean (SD) [median]. Departments ordered by mean h.

Department (Univ.)	N	TRS	Publications mean (SD)	Citations mean (SD)	h mean (SD) [median]	Mean i10	Mean m
Nutrition and Dietetics (HUA)	18	23	52.6 (60.9)	2,382.4 (7,271.0)	12.2 (13.4) [6.5]	22.2	0.474
Dietetics and Nutrition (UTh)	8	9	34.8 (28.0)	718.0 (747.9)	11.2 (8.5) [12.5]	16.0	0.717
Nutrition and Dietetics Sciences (HMU)	8	9	25.6 (31.2)	544.9 (866.7)	9.5 (10.5) [5.0]	12.8	0.503
Nutritional Science and Dietetics (UoP)	8	9	26.2 (27.1)	356.5 (484.2)	7.4 (7.6) [5.0]	10.4	0.385
Nutritional Sciences and Dietetics (IHU)	11	16	8.4 (14.0)	131.6 (332.1)	3.5 (6.1) [1.0]	3.7	0.240

Table D1f. Physiotherapy: Semantic Scholar indicators of academics, publications 2012-2025 (design A). Cells give mean (SD) [median]. Departments ordered by mean h.

Department (Univ.)	N	TRS	Publications mean (SD)	Citations mean (SD)	h mean (SD) [median]	Mean i10	Mean m
Physiotherapy (UNIWA)	13	17	23.3 (22.0)	299.1 (547.0)	6.8 (5.8) [6.0]	6.8	0.506
Physiotherapy (UTh)	12	14	19.5 (20.4)	318.0 (558.4)	6.5 (8.6) [3.0]	7.8	0.365
Physiotherapy (UoP)	10	10	28.5 (36.9)	265.0 (402.7)	6.5 (5.9) [4.0]	6.9	0.532
Physiotherapy (IHU)	4	7	30.0 (33.9)	102.5 (144.9)	4.5 (3.7) [3.0]	3.0	0.461
Physiotherapy (UPatras)	13	14	7.8 (9.7)	85.0 (154.1)	3.0 (3.6) [2.0]	2.5	0.288

Table D1g. Public and one health: Semantic Scholar indicators of academics, publications 2012-2025 (design A). Cells give mean (SD) [median]. Departments ordered by mean h.

Department (Univ.)	N	TRS	Publications mean (SD)	Citations mean (SD)	h mean (SD) [median]	Mean i10	Mean m
Public and Community Health (UNIWA)	10	14	32.0 (47.7)	660.9 (1,205.1)	8.5 (10.4) [4.0]	13.5	0.358
Public Health Policies (UNIWA)	17	20	24.6 (25.6)	431.4 (787.0)	7.4 (6.0) [6.0]	8.1	0.369
Public and One Health (UTh)	11	11	16.4 (21.1)	151.7 (226.7)	4.6 (5.0) [3.0]	4.5	0.377

Table D1h. Biomedical sciences: Semantic Scholar indicators of academics, publications 2012-2025 (design A). Cells give mean (SD) [median]. Departments ordered by mean h.

Department (Univ.)	N	TRS	Publications mean (SD)	Citations mean (SD)	h mean (SD) [median]	Mean i10	Mean m
Biomedical Sciences (IHU)	12	17	17.6 (21.6)	208.0 (301.6)	5.5 (5.1) [4.0]	6.2	0.319
Biomedical Sciences (UNIWA)	20	40	18.1 (15.8)	151.1 (265.9)	4.3 (4.3) [2.5]	3.4	0.304

Table D1i. Midwifery: Semantic Scholar indicators of academics, publications 2012-2025 (design A). Cells give mean (SD) [median]. Departments ordered by mean h.

Department (Univ.)	N	TRS	Publications mean (SD)	Citations mean (SD)	h mean (SD) [median]	Mean i10	Mean m
Midwifery (UNIWA)	17	19	57.8 (47.4)	697.0 (1,234.1)	10.4 (7.2) [9.0]	14.7	0.785
Midwifery (IHU)	4	7	26.5 (20.0)	392.0 (465.6)	7.0 (5.0) [8.5]	7.2	0.358
Midwifery (UoWM)	5	11	5.6 (8.1)	18.6 (37.7)	1.2 (1.6) [1.0]	0.6	0.123

Table D1j. Occupational therapy: Semantic Scholar indicators of academics, publications 2012-2025 (design A). Cells give mean (SD) [median]. Departments ordered by mean h.

Department (Univ.)	N	TRS	Publications mean (SD)	Citations mean (SD)	h mean (SD) [median]	Mean i10	Mean m
Occupational Therapy (UNIWA)	4	8	29.5 (27.3)	272.5 (229.2)	6.5 (4.7) [6.5]	6.2	0.571
Occupational Therapy (UoWM)	3	3	22.3 (26.5)	225.3 (229.4)	6.0 (4.4) [8.0]	4.7	0.500

Table D1k. Speech and language therapy: Semantic Scholar indicators of academics, publications 2012-2025 (design A). Cells give mean (SD) [median]. Departments ordered by mean h.

Department (Univ.)	N	TRS	Publications mean (SD)	Citations mean (SD)	h mean (SD) [median]	Mean i10	Mean m
Speech and Language Therapy (UoP)	6	9	12.5 (14.2)	139.3 (161.6)	4.8 (4.8) [4.5]	4.8	0.382
Speech and Language Therapy (UPatras)	3	8	9.7 (9.8)	42.3 (47.7)	2.7 (2.5) [3.0]	1.0	0.156

Table D2a. Medicine: Semantic Scholar documents 2012-2025 per department (design B). Ordered by citations per TRS member.

Department (Univ.)	TRS	No profile	Papers	Citations	Papers/ TRS	Cit./TRS	Cit./paper	Rank cit/TRS (area)	Rank cit/paper (area)	Rank in univ.
Medicine (UoC)	128	31	2450	52735	19.14	411.99	21.52	1	1	1
Medicine (NKUA)	551	163	6847	138120	12.43	250.67	20.17	2	3	3
Medicine (UoI)	153	41	2111	36389	13.80	237.84	17.24	3	5	1
Medicine (UTh)	162	35	2024	38326	12.49	236.58	18.94	4	4	4
Medicine (DUTH)	123	30	1369	28207	11.13	229.33	20.60	5	2	1
Medicine (UPatras)	131	34	2053	26017	15.67	198.60	12.67	6	7	1
Medicine (AUTH)	399	113	4656	69410	11.67	173.96	14.91	7	6	3

Table D2b. Dentistry: Semantic Scholar documents 2012-2025 per department (design B). Ordered by citations per TRS member.

Department (Univ.)	TRS	No profile	Papers	Citations	Papers/ TRS	Cit./TRS	Cit./paper	Rank cit/TRS (area)	Rank cit/paper (area)	Rank in univ.
Dentistry (NKUA)	66	15	759	18325	11.50	277.65	24.14	1	1	2
Dentistry (AUTH)	47	11	973	11862	20.70	252.38	12.19	2	2	2

Table D2c. Pharmacy: Semantic Scholar documents 2012-2025 per department (design B). Ordered by citations per TRS member.

Department (Univ.)	TRS	No profile	Papers	Citations	Papers/ TRS	Cit./TRS	Cit./paper	Rank cit/TRS (area)	Rank cit/paper (area)	Rank in univ.
Pharmacy (AUTH)	19	3	363	7014	19.11	369.16	19.32	1	1	1
Pharmacy (UPatras)	25	11	99	1173	3.96	46.92	11.85	2	2	4
Pharmacy (NKUA)	36	22	80	575	2.22	15.97	7.19	3	3	4

Table D2d. Nursing: Semantic Scholar documents 2012-2025 per department (design B). Ordered by citations per TRS member.

Department (Univ.)	TRS	No profile	Papers	Citations	Papers/ TRS	Cit./TRS	Cit./paper	Rank cit/TRS (area)	Rank cit/paper (area)	Rank in univ.
Nursing (UoP)	13	0	498	54441	38.31	4,187.77	109.32	1	1	1
Nursing (NKUA)	32	8	770	66775	24.06	2,086.72	86.72	2	2	1
Nursing (UTh)	15	1	827	13453	55.13	896.87	16.27	3	4	1
Nursing (HMU)	13	5	156	3720	12.00	286.15	23.85	4	3	2

Department (Univ.)	TRS	No profile	Papers	Citations	Papers/ TRS	Cit./TRS	Cit./paper	Rank cit/TRS (area)	Rank cit/paper (area)	Rank in univ.
Nursing (UNIWA)	35	6	770	9952	22.00	284.34	12.92	5	5	4
Nursing (UPatras)	11	1	133	820	12.09	74.55	6.17	6	8	3
Nursing (UoI)	12	3	96	790	8.00	65.83	8.23	7	7	2
Nursing (IHU)	20	11	145	1272	7.25	63.60	8.77	8	6	4

Table D2e. Nutrition and dietetics: Semantic Scholar documents 2012-2025 per department (design B). Ordered by citations per TRS member.

Department (Univ.)	TRS	No profile	Papers	Citations	Papers/ TRS	Cit./TRS	Cit./paper	Rank cit/TRS (area)	Rank cit/paper (area)	Rank in univ.
Nutrition and Dietetics (HUA)	23	5	880	41880	38.26	1,820.87	47.59	1	1	1
Dietetics and Nutrition (UTh)	9	1	264	5621	29.33	624.56	21.29	2	3	2
Nutrition and Dietetics Sciences (HMU)	9	1	202	4358	22.44	484.22	21.57	3	2	1
Nutritional Science and Dietetics (UoP)	9	1	202	2788	22.44	309.78	13.80	4	5	2
Nutritional Sciences and Dietetics (IHU)	16	5	93	1447	5.81	90.44	15.56	5	4	3

Table D2f. Physiotherapy: Semantic Scholar documents 2012-2025 per department (design B). Ordered by citations per TRS member.

Department (Univ.)	TRS	No profile	Papers	Citations	Papers/ TRS	Cit./TRS	Cit./paper	Rank cit/TRS (area)	Rank cit/paper (area)	Rank in univ.
Physiotherapy (UTh)	14	2	216	3785	15.43	270.36	17.52	1	1	3
Physiotherapy (UoP)	10	0	271	2597	27.10	259.70	9.58	2	4	3
Physiotherapy (UNIWA)	17	4	242	3378	14.24	198.71	13.96	3	2	5
Physiotherapy (UPatras)	14	1	89	1045	6.36	74.64	11.74	4	3	2
Physiotherapy (IHU)	7	3	108	385	15.43	55.00	3.56	5	5	5

Table D2g. Public and one health: Semantic Scholar documents 2012-2025 per department (design B). Ordered by citations per TRS member.

Department (Univ.)	TRS	No profile	Papers	Citations	Papers/ TRS	Cit./TRS	Cit./paper	Rank cit/TRS (area)	Rank cit/paper (area)	Rank in univ.
Public and Community Health (UNIWA)	14	4	316	6564	22.57	468.86	20.77	1	1	2
Public Health Policies (UNIWA)	20	3	404	7284	20.20	364.20	18.03	2	2	3
Public and One Health (UTh)	11	0	168	1624	15.27	147.64	9.67	3	3	5

Table D2h. Biomedical sciences: Semantic Scholar documents 2012-2025 per department (design B). Ordered by citations per TRS member.

Department (Univ.)	TRS	No profile	Papers	Citations	Papers/ TRS	Cit./TRS	Cit./paper	Rank cit/TRS (area)	Rank cit/paper (area)	Rank in univ.
Biomedical Sciences (IHU)	17	5	188	2377	11.06	139.82	12.64	1	1	2
Biomedical Sciences (UNIWA)	40	20	334	3000	8.35	75.00	8.98	2	2	7

Table D2i. Midwifery: Semantic Scholar documents 2012-2025 per department (design B). Ordered by citations per TRS member.

Department (Univ.)	TRS	No profile	Papers	Citations	Papers/ TRS	Cit./TRS	Cit./paper	Rank cit/TRS (area)	Rank cit/paper (area)	Rank in univ.
Midwifery (UNIWA)	19	2	690	10237	36.32	538.79	14.84	1	1	1
Midwifery (IHU)	7	3	106	1568	15.14	224.00	14.79	2	2	1
Midwifery (UoWM)	11	6	28	93	2.55	8.45	3.32	3	3	2

Table D2j. Occupational therapy: Semantic Scholar documents 2012-2025 per department (design B). Ordered by citations per TRS member.

Department (Univ.)	TRS	No profile	Papers	Citations	Papers/ TRS	Cit./TRS	Cit./paper	Rank cit/TRS (area)	Rank cit/paper (area)	Rank in univ.
Occupational Therapy (UoWM)	3	0	67	676	22.33	225.33	10.09	1	1	1
Occupational Therapy (UNIWA)	8	4	116	990	14.50	123.75	8.53	2	2	6

Table D2k. Speech and language therapy: Semantic Scholar documents 2012-2025 per department (design B). Ordered by citations per TRS member.

Department (Univ.)	TRS	No profile	Papers	Citations	Papers/ TRS	Cit./TRS	Cit./paper	Rank cit/TRS (area)	Rank cit/paper (area)	Rank in univ.
Speech and Language Therapy (UoP)	9	3	75	836	8.33	92.89	11.15	1	1	4
Speech and Language Therapy (UPatras)	8	5	29	127	3.62	15.88	4.38	2	2	5

Table D3a. Medicine: top-20 academics by Semantic Scholar h-index, publications 2012-2025 (design A).

Academic	Department (Univ.)	h	i10	Cites	Pubs	Rank h d/u/a/all	Comp. (area)	Lifetime h / i10 / cites	Conf.
Samoli Evangelia	Medicine (NKUA)	55	136	12,210	231	1/1/1/2	1.3	69 / 185 / 18,717	L
Dalekos Georgios	Medicine (UTh)	53	168	11,542	352	1/1/2/3	1.5	67 / 269 / 18,156	L
Skolarikos Andreas	Medicine (NKUA)	41	95	7,559	225	2/3/3/6	4.3	54 / 150 / 10,685	L
Gatselis Nikolaos	Medicine (UTh)	40	91	5,905	190	2/2/4/7	6.2	44 / 116 / 6,975	L
Benetou Vasiliki	Medicine (NKUA)	37	68	5,001	123	3/4/5/8	9.5	57 / 128 / 11,904	L
Pournaras Spyridon	Medicine (NKUA)	37	96	4,623	154	3/4/5/8	9.1	53 / 190 / 11,056	L
Karakatsani Anna	Medicine (NKUA)	36	87	5,629	149	5/6/7/10	9.8	45 / 109 / 7,444	L
Tsakris Athanasios	Medicine (NKUA)	36	88	4,298	148	5/6/7/10	12.2	40 / 106 / 5,068	L
Tzatzarakis Emmanouil	Medicine (UoC)	35	96	4,256	210	1/1/9/12	10.7	40 / 117 / 5,192	L
Pergialiotis Vasileios	Medicine (NKUA)	34	117	4,093	310	7/8/10/13	4.6	34 / 118 / 4,122	L
Sachpekidis Christos	Medicine (DUTH)	33	81	3,362	153	1/1/11/15	17.5	33 / 81 / 3,363	L
Dionysiou Dimitrios	Medicine (AUTH)	32	66	5,217	120	1/2/12/17	13.8	36 / 85 / 5,915	L
Souvatzoglou Michail	Medicine (NKUA)	32	44	5,113	92	8/9/12/17	15.1	43 / 70 / 8,280	L
Bitsios Panagiotis	Medicine (UoC)	32	50	3,898	71	2/2/12/17	20.9	49 / 88 / 6,809	L
Vantarakis Apostolos	Medicine (UPatras)	32	71	3,746	157	1/1/12/17	16.8	39 / 102 / 5,279	L
Emfietzoglou Dimitris	Medicine (UoI)	32	51	2,571	88	1/1/12/17	24.7	46 / 115 / 5,973	L
Xepapadaki Paraskevi	Medicine (NKUA)	30	77	3,083	133	9/10/17/24	25.4	35 / 95 / 4,352	L
Rigopoulou Eirini	Medicine (UTh)	30	55	2,610	100	3/6/17/24	29.9	46 / 115 / 5,620	L
Ioannou Petros	Medicine (UoC)	29	61	4,620	144	3/3/19/27	18.3	70 / 231 / 22,148	M
Tsitsika Artemisia	Medicine (NKUA)	29	56	4,441	108	10/11/19/27	21.1	33 / 72 / 5,534	L

Table D3b. Dentistry: top-20 academics by Semantic Scholar h-index, publications 2012-2025 (design A).

Academic	Department (Univ.)	h	i10	Cites	Pubs	Rank h d/u/a/all	Comp. (area)	Lifetime h / i10 / cites	Conf.
Ioannidis Konstantinos	Dentistry (AUTH)	33	73	4,398	192	1/1/1/15	1.0	33 / 76 / 4,527	M
Polychronopoulou Argyro	Dentistry (NKUA)	26	47	1,929	69	1/16/2/50	3.4	45 / 99 / 5,255	L
Fanourakis Galinos	Dentistry (NKUA)	25	48	3,260	127	2/17/3/56	3.3	35 / 84 / 5,586	L
Papadopoulou Alexandra	Dentistry (AUTH)	21	29	1,226	58	2/15/4/96	6.3	23 / 34 / 1,367	M
Tzanetakis Georgios	Dentistry (NKUA)	20	44	1,725	128	3/28/5/108	4.1	45 / 133 / 10,890	L
Doufexi Aikaterini-Elisavet	Dentistry (AUTH)	19	49	1,628	192	3/24/6/121	2.2	33 / 112 / 4,698	L
Dionysopoulos Dimitrios	Dentistry (AUTH)	19	43	1,267	104	3/24/6/121	5.9	19 / 43 / 1,272	L
Mavridou Athina-Maria	Dentistry (NKUA)	16	18	1,054	34	4/38/8/159	10.6	23 / 34 / 1,697	L
Sifakakis Iosif	Dentistry (NKUA)	15	25	783	60	5/40/9/172	9.8	19 / 35 / 1,111	L
Tolidis Kosmas	Dentistry (AUTH)	15	30	776	87	5/36/9/172	8.5	17 / 34 / 980	L
Koulaouzidou Elisavet	Dentistry (AUTH)	15	21	640	42	5/36/9/172	11.6	21 / 34 / 1,151	L
Paraskevopoulos Konstantinos	Dentistry (AUTH)	13	17	581	66	7/49/12/225	11.2	14 / 21 / 679	M
Diamantopoulou Sofia	Dentistry (NKUA)	12	14	628	22	6/58/13/250	16.6	20 / 27 / 2,039	L
Kanellopoulou Antonia	Dentistry (NKUA)	12	14	601	24	6/58/13/250	16.2	13 / 15 / 634	L
Kouri Maria	Dentistry (NKUA)	11	12	1,220	27	8/65/15/273	12.9	25 / 38 / 5,298	L
Seremidi Kyriaki	Dentistry (NKUA)	11	14	445	45	8/65/15/273	14.8	12 / 15 / 462	L
Mitsea Anastasia	Dentistry (NKUA)	11	13	339	39	8/65/15/273	16.5	14 / 19 / 876	L
Agrafioti Anastasia	Dentistry (NKUA)	10	12	541	18	11/80/18/309	20.6	12 / 14 / 581	L
Kalfas Sotirios	Dentistry (AUTH)	10	11	439	38	8/59/18/309	17.4	23 / 48 / 1,859	L
Archakis Aristeidis	Dentistry (AUTH)	10	12	351	50	8/59/18/309	15.6	16 / 24 / 682	L

Table D3c. Pharmacy: top-20 academics by Semantic Scholar h-index, publications 2012-2025 (design A).

Academic	Department (Univ.)	h	i10	Cites	Pubs	Rank h d/u/a/all	Comp. (area)	Lifetime h / i10 / cites	Conf.
Kachrimanis Kyriakos	Pharmacy (AUTH)	27	43	2,499	60	1/5/1/41	1.3	34 / 64 / 3,570	L
Karavasili Christina	Pharmacy (AUTH)	26	46	2,076	61	2/7/2/50	2.0	26 / 46 / 2,083	L
Zacharis Konstantinos	Pharmacy (AUTH)	20	57	1,613	165	3/19/3/108	1.8	26 / 81 / 2,409	L
Orkoula Malvina	Pharmacy (UPatras)	13	14	663	34	1/15/4/225	4.3	18 / 24 / 1,052	L
Katsamakas Sotirios	Pharmacy (AUTH)	11	11	524	27	4/57/5/273	5.3	11 / 11 / 524	H
Emmanouil Mikros	Pharmacy (NKUA)	11	12	374	51	1/65/5/273	4.9	13 / 16 / 473	L
Tsiftsoglou Olga	Pharmacy (AUTH)	10	12	238	26	5/59/7/309	7.0	10 / 12 / 238	L
Lamari Foteini	Pharmacy (UPatras)	8	6	170	17	2/33/8/387	8.0	12 / 14 / 469	L
Chatziantoniou Sofia	Pharmacy (UPatras)	6	4	95	13	3/37/9/465	10.2	8 / 7 / 164	L
Avgoustakis Konstantinos	Pharmacy (UPatras)	5	4	105	7	4/43/10/519	10.6	7 / 7 / 421	M
Papagiannopoulou Dionysia	Pharmacy (AUTH)	5	1	54	15	6/92/10/519	10.4	5 / 2 / 95	L
Nikolaou Ioannis	Pharmacy (AUTH)	4	2	49	8	7/106/12/595	12.2	5 / 3 / 67	M
Spyroulias Georgios	Pharmacy (UPatras)	4	1	46	7	5/51/12/595	13.1	4 / 1 / 46	M
Fatouros Dimitrios	Pharmacy (AUTH)	4	0	23	5	7/106/12/595	15.0	6 / 5 / 354	M
Ioannis Kostakis	Pharmacy (NKUA)	3	2	36	4	2/179/15/681	16.8	3 / 2 / 36	M
Pairas Giorgos	Pharmacy (UPatras)	3	1	19	6	6/55/15/681	16.3	3 / 1 / 19	L
Barmpalexis Panagiotis	Pharmacy (AUTH)	2	2	122	5	9/142/17/798	12.7	2 / 2 / 122	M
Eleni Skaltsa	Pharmacy (NKUA)	2	1	97	3	3/210/17/798	15.4	2 / 1 / 98	L

Academic	Department (Univ.)	h	i10	Cites	Pubs	Rank h d/u/a/all	Comp. (area)	Lifetime h / i10 / cites	Conf.
Nektarios Alligiannis	Pharmacy (NKUA)	2	1	26	5	3/210/17/798	16.6	3 / 2 / 64	L
Nikolaropoulos Sotirios	Pharmacy (UPatras)	2	1	26	2	7/67/17/798	19.4	9 / 9 / 551	L

Table D3d. Nursing: top-20 academics by Semantic Scholar h-index, publications 2012-2025 (design A).

Academic	Department (Univ.)	h	i10	Cites	Pubs	Rank h d/u/a/all	Comp. (area)	Lifetime h / i10 / cites	Conf.
Perdikaris Panteleimon	Nursing (UoP)	58	108	48,649	167	1/1/1/1	1.6	60 / 130 / 49,695	L
Stamatakis Antonios	Nursing (NKUA)	48	102	58,171	178	1/2/2/5	1.5	69 / 174 / 96,436	L
Fradelos Evangelos	Nursing (UTh)	34	84	4,292	230	1/3/3/13	1.8	34 / 84 / 4,293	L
Tsaras Konstantinos	Nursing (UTh)	31	53	3,732	90	2/4/4/22	5.1	32 / 55 / 3,829	L
Toska Aikaterini	Nursing (UTh)	31	66	2,838	152	2/4/4/22	4.6	31 / 66 / 2,841	L
Papageorgiou Dimitrios	Nursing (UoP)	28	70	2,682	120	2/2/6/33	6.3	29 / 76 / 2,968	M
Stylianakis Minas	Nursing (HMU)	25	36	2,492	52	1/2/7/56	9.2	31 / 53 / 3,249	L
Patiraki Elisavet	Nursing (NKUA)	24	36	1,989	64	2/18/8/63	10.5	38 / 62 / 4,972	L
Sourtzi Panagiota	Nursing (NKUA)	22	42	1,879	85	3/24/9/77	10.2	27 / 56 / 3,098	L
Plakas Sotirios Kathigitis	Nursing (UNIWA)	22	34	1,792	77	1/4/9/77	11.6	39 / 85 / 4,457	L
Sarafis Pavlos	Nursing (UTh)	21	43	2,041	160	4/14/11/96	6.4	21 / 46 / 2,119	L
Alikari Viktoria Epikouri	Nursing (UNIWA)	21	33	1,397	92	2/6/11/96	11.2	21 / 33 / 1,398	L
Pavlatou Niki Epikouri	Nursing (UNIWA)	21	31	1,339	79	2/6/11/96	13.9	30 / 57 / 2,971	L
Saridi Maria	Nursing (UTh)	20	35	1,273	148	5/16/14/108	10.1	20 / 39 / 1,438	L
Stavropoulou Areti Anaplirotria	Nursing (UNIWA)	18	26	1,618	80	4/11/15/132	13.8	21 / 34 / 1,857	L
Prezerakos Panagiotis	Nursing (UoP)	18	35	1,284	82	3/5/15/132	15.0	18 / 39 / 1,373	L
Margari Nikoletta Anaplirotria	Nursing (UNIWA)	18	30	921	80	4/11/15/132	16.6	19 / 37 / 1,078	L
Malliarou Maria	Nursing (UTh)	17	26	1,344	111	6/20/18/146	12.6	20 / 31 / 1,524	L
Giakoumidakis Konstantinos	Nursing (HMU)	16	22	700	67	2/4/19/159	20.2	16 / 25 / 772	L
Gallos Parisis Epikouros	Nursing (UNIWA)	15	24	1,077	112	6/14/20/172	13.0	15 / 24 / 1,084	L

Table D3e. Nutrition and dietetics: top-20 academics by Semantic Scholar h-index, publications 2012-2025 (design A).

Academic	Department (Univ.)	h	i10	Cites	Pubs	Rank h d/u/a/all	Comp. (area)	Lifetime h / i10 / cites	Conf.
Moschonis Georgios	Nutrition and Dietetics (HUA)	49	140	31,359	250	1/1/1/4	1.0	56 / 184 / 33,747	L
Mouratidou Theodora	Nutrition and Dietetics Sciences (HMU)	29	46	2,229	87	1/1/2/27	2.6	36 / 63 / 3,205	L
Kaliora Andriana	Nutrition and Dietetics (HUA)	27	59	2,020	100	2/2/3/41	3.3	33 / 80 / 3,802	L
Antonopoulou Smaragdi	Nutrition and Dietetics (HUA)	27	46	1,886	101	2/2/3/41	3.0	40 / 107 / 4,771	L
Veskoukis Aristeidis	Dietetics and Nutrition (UTh)	26	51	2,226	85	1/8/5/50	4.4	29 / 58 / 2,709	L
Karathanos Vaios	Nutrition and Dietetics (HUA)	26	52	2,014	97	4/4/5/50	4.6	47 / 114 / 8,842	L
Raikos Vasileios	Nutrition and Dietetics Sciences (HMU)	22	35	1,603	58	2/3/7/77	8.1	26 / 43 / 2,579	M
Gioxari Aristea	Nutritional Science and Dietetics (UoP)	22	44	1,288	71	1/3/7/77	7.9	25 / 47 / 1,491	L
Nomikos Tzortzis	Nutrition and Dietetics (HUA)	20	34	1,147	92	5/5/9/108	7.5	32 / 72 / 2,858	L
Kalogiannis Stavros	Nutritional Sciences and Dietetics (IHU)	20	31	1,114	49	1/1/9/108	11.6	22 / 36 / 1,496	L
Koureas Michail	Dietetics and Nutrition (UTh)	18	24	1,150	44	2/19/11/132	11.6	18 / 24 / 1,151	L
Arnaoutis Giannis	Nutrition and Dietetics (HUA)	18	22	1,109	62	6/6/11/132	11.0	20 / 24 / 1,171	L
Fragkopoulou Elisavet	Nutrition and Dietetics (HUA)	16	20	979	34	7/7/13/159	15.3	16 / 20 / 980	L
Lambropoulou Dimitra Ioanna	Nutritional Science and Dietetics (UoP)	15	23	944	62	2/6/14/172	12.2	16 / 24 / 991	M
Morres Ioannis	Dietetics and Nutrition (UTh)	13	15	1,121	43	3/26/15/225	14.1	15 / 18 / 1,330	L
Kosti Rena	Dietetics and Nutrition (UTh)	13	15	480	50	3/26/15/225	14.8	16 / 22 / 1,341	M
Bonoti Foteini	Dietetics and Nutrition (UTh)	12	17	479	38	5/29/17/250	17.3	15 / 26 / 699	L
Panagiotakos Dimosthenis	Nutrition and Dietetics (HUA)	10	10	1,451	62	8/8/18/309	10.3	11 / 12 / 1,485	L
Vamvakis Anastasios	Nutrition and Dietetics Sciences (HMU)	10	11	252	30	3/5/18/309	19.3	10 / 11 / 252	L
Gianni Amalia	Nutrition and Dietetics (HUA)	8	6	347	24	9/9/20/387	20.8	11 / 12 / 514	L

Table D3f. Physiotherapy: top-20 academics by Semantic Scholar h-index, publications 2012-2025 (design A).

Academic	Department (Univ.)	h	i10	Cites	Pubs	Rank h d/u/a/all	Comp. (area)	Lifetime h / i10 / cites	Conf.
Kanellopoulos Asimakis	Physiotherapy (UTh)	24	37	1,620	59	1/11/1/63	1.8	26 / 45 / 2,166	L
Moutzouri Maria Epikouri	Physiotherapy (UNIWA)	23	40	2,051	75	1/3/2/69	1.6	25 / 44 / 2,220	L
Pepera Garyfallia	Physiotherapy (UTh)	22	33	1,246	54	2/12/3/77	4.1	22 / 34 / 1,281	L
Tsironi Maria	Physiotherapy (UoP)	20	35	1,296	120	1/4/4/108	1.9	31 / 88 / 3,324	L
Poulis Ioannis	Physiotherapy (UTh)	14	17	666	28	3/24/5/198	6.2	21 / 34 / 1,402	L
Koumantakis Georgios Anaplirotis	Physiotherapy (UNIWA)	12	14	459	47	2/24/6/250	7.2	12 / 14 / 460	M
Xergia Sofia	Physiotherapy (UPatras)	11	13	554	34	1/17/7/273	7.3	12 / 16 / 854	L
Stasi Sofia	Physiotherapy (UoP)	10	10	474	37	2/10/8/309	7.9	15 / 19 / 999	L
Papagiannis Georgios	Physiotherapy (UoP)	10	10	324	19	2/10/8/309	10.9	10 / 10 / 324	M
Iakovidis Paris	Physiotherapy (IHU)	10	10	318	80	1/6/8/309	4.2	10 / 10 / 323	H
Bania Theofani	Physiotherapy (UPatras)	10	10	219	20	2/24/8/309	11.2	10 / 11 / 256	H

Academic	Department (Univ.)	h	i10	Cites	Pubs	Rank h d/u/a/all	Comp. (area)	Lifetime h / i10 / cites	Conf.
Grammatopoulou Eirini Kathigitria	Physiotherapy (UNIWA)	9	9	442	55	3/35/12/352	8.3	13 / 14 / 606	L
Christakou Anna	Physiotherapy (UoP)	9	9	380	61	4/12/12/352	6.9	12 / 14 / 594	L
Gioftsos Georgios Kathigitis	Physiotherapy (UNIWA)	8	7	211	20	4/40/14/387	14.7	8 / 8 / 280	M
Bakalidou Dafni Kathigitria	Physiotherapy (UNIWA)	7	4	95	16	5/44/15/428	18.1	7 / 4 / 95	L
Chrysagis Nikolaos Epikouros	Physiotherapy (UNIWA)	6	3	217	21	6/50/16/465	14.6	8 / 6 / 288	M
Vrouva Sotiria Epikouri	Physiotherapy (UNIWA)	6	4	145	17	6/50/16/465	17.4	6 / 4 / 145	L
Besios Thomas	Physiotherapy (UTh)	5	3	94	29	4/59/18/519	15.1	5 / 3 / 94	M
Chytas Dimitrios	Physiotherapy (UoP)	5	3	74	15	5/19/18/519	22.1	5 / 3 / 74	M
Sakellari Vasiliki Kathigitria	Physiotherapy (UNIWA)	4	2	98	18	8/58/20/595	18.3	4 / 2 / 99	H

Table D3g. Public and one health: top-20 academics by Semantic Scholar h-index, publications 2012-2025 (design A).

Academic	Department (Univ.)	h	i10	Cites	Pubs	Rank h d/u/a/all	Comp. (area)	Lifetime h / i10 / cites	Conf.
Bouri Maria Epikouri	Public and Community Health (UNIWA)	28	63	3,663	140	1/2/1/33	1.0	32 / 74 / 4,210	L
Papadas Ioannis Anaplirotis	Public and Community Health (UNIWA)	22	32	1,706	44	2/4/2/77	3.1	22 / 36 / 1,830	L
Kavoura Olga Anaplirotria	Public Health Policies (UNIWA)	21	34	1,080	75	1/6/3/96	3.6	23 / 38 / 1,360	L
Notara Venetia Kathigitria	Public and Community Health (UNIWA)	19	33	1,047	94	3/9/4/121	3.2	20 / 36 / 1,244	L
Katsafadou Angeliki	Public and One Health (UTh)	15	24	681	64	1/21/5/172	5.3	15 / 25 / 705	L
Merakou Kyriakoula Kathigitria	Public Health Policies (UNIWA)	14	17	621	40	2/18/6/198	7.4	16 / 22 / 870	L
Mandilara Georgia Anaplirotria	Public Health Policies (UNIWA)	13	16	3,238	57	3/21/7/225	3.7	19 / 31 / 4,097	L
Pavi Elpida Kosmitor	Public Health Policies (UNIWA)	13	19	678	85	3/21/7/225	4.8	18 / 26 / 1,148	L
Giakkoupi Panagiota Anaplirotria	Public Health Policies (UNIWA)	12	13	389	17	5/24/9/250	11.3	24 / 32 / 1,773	L
Patsoula Eleni Kathigitria	Public Health Policies (UNIWA)	12	13	321	22	5/24/9/250	11.3	21 / 29 / 1,152	L
Kofinas Dimitris	Public and One Health (UTh)	11	12	446	26	2/32/11/273	10.3	12 / 13 / 473	L
Simou Efi Anaplirotria	Public Health Policies (UNIWA)	9	9	527	24	7/35/12/352	10.8	9 / 9 / 527	L
Touloudi Antonia	Public and One Health (UTh)	8	6	235	20	3/40/13/387	13.6	8 / 7 / 301	L
Sergentanis Theodoros Anaplirotis	Public Health Policies (UNIWA)	8	7	157	26	8/40/13/387	12.3	8 / 7 / 164	M
Kiouvrekis Ioannis	Public and One Health (UTh)	7	4	212	46	4/46/15/428	10.7	7 / 4 / 213	M
Fouskas Theodoros Anaplirotis	Public Health Policies (UNIWA)	6	2	91	23	9/50/16/465	14.9	6 / 2 / 94	M
Prapas Christos Epikouros	Public and Community Health (UNIWA)	5	5	80	10	4/54/17/519	17.9	5 / 5 / 80	L
Zakynthinos Georgios Kathigitis	Public and Community Health (UNIWA)	5	1	78	9	4/54/17/519	18.9	5 / 1 / 78	M
Koulierakis Giorgos Kathigitis	Public Health Policies (UNIWA)	4	3	80	14	10/58/19/595	17.6	4 / 3 / 80	M
Damikouka Ioanna Anaplirotria	Public Health Policies (UNIWA)	4	2	63	12	10/58/19/595	19.0	6 / 4 / 124	L

Table D3h. Biomedical sciences: top-20 academics by Semantic Scholar h-index, publications 2012-2025 (design A).

Academic	Department (Univ.)	h	i10	Cites	Pubs	Rank h d/u/a/all	Comp. (area)	Lifetime h / i10 / cites	Conf.
Bakas Athanasios Kathigitis	Biomedical Sciences (UNIWA)	15	17	978	31	1/14/1/172	1.4	35 / 82 / 3,663	L
Chatzopoulou Fani	Biomedical Sciences (IHU)	15	28	789	67	1/2/1/172	1.3	17 / 30 / 913	L
Papagiorgis Petros	Biomedical Sciences (UNIWA)	14	17	815	44	2/18/3/198	3.3	14 / 17 / 815	L
Papaliagkas Vasileios	Biomedical Sciences (IHU)	13	18	867	48	2/3/4/225	2.8	13 / 19 / 920	M
Papoutsi Androniki	Biomedical Sciences (IHU)	10	10	268	21	3/6/5/309	6.1	13 / 17 / 524	L
Skepastianos Petros	Biomedical Sciences (IHU)	9	8	210	33	4/10/6/352	6.3	9 / 9 / 259	L
Fountzoula Christina Anaplirotria	Biomedical Sciences (UNIWA)	8	7	180	33	3/40/7/387	7.1	15 / 19 / 812	L
Chaniotis Dimitrios Kathigitis	Biomedical Sciences (UNIWA)	7	6	222	27	4/44/8/428	7.4	7 / 6 / 223	M
Karkalousos Petros Anaplirotis	Biomedical Sciences (UNIWA)	7	3	195	55	4/44/8/428	4.0	7 / 5 / 250	M
Theocharopoulos Antonios Epikouros	Biomedical Sciences (UNIWA)	7	5	143	16	4/44/8/428	10.4	9 / 9 / 227	L
Mitka Stella	Biomedical Sciences (IHU)	6	3	131	20	5/13/11/465	11.8	7 / 5 / 408	L
Trapali Maria Epikouri	Biomedical Sciences (UNIWA)	6	1	99	36	7/50/11/465	8.2	6 / 1 / 99	L
Galiatsatos Aristeidis Anaplirotis	Biomedical Sciences (UNIWA)	5	3	93	26	8/54/13/519	12.1	6 / 5 / 156	M
Varlamis Sotirios	Biomedical Sciences (IHU)	5	3	79	10	6/15/13/519	14.8	6 / 4 / 113	M
Pilakouta Myrofora Anaplirotria	Biomedical Sciences (UNIWA)	4	3	57	18	9/58/15/595	15.6	7 / 5 / 182	L
Karampatsas Konstantinos Epikouros	Biomedical Sciences (UNIWA)	3	2	69	4	10/65/16/681	17.4	3 / 2 / 69	M
Chatzidimitriou Maria	Biomedical Sciences (IHU)	3	1	55	4	7/20/16/681	18.1	3 / 1 / 55	M
Pessach Ilias	Biomedical Sciences (IHU)	2	1	31	3	8/23/18/798	20.4	2 / 1 / 31	M
Kintziou Eleni Kathigitria	Biomedical Sciences (UNIWA)	2	1	18	2	11/75/18/798	22.0	5 / 4 / 168	L
Papadopoulos Apostolos	Biomedical Sciences (UNIWA)	1	1	107	5	12/83/20/985	16.1	8 / 5 / 292	M

Table D3i. Midwifery: top-20 academics by Semantic Scholar h-index, publications 2012-2025 (design A).

Academic	Department (Univ.)	h	i10	Cites	Pubs	Rank h d/u/a/all	Comp. (area)	Lifetime h / i10 / cites	Conf.
Diamanti Athina Epikouri	Midwifery (UNIWA)	30	74	5,215	166	1/1/1/24	1.0	40 / 97 / 7,583	L
Tzimourta Katerina Epikouri	Midwifery (UNIWA)	19	28	1,526	52	2/9/2/121	2.7	19 / 28 / 1,528	M
Sarantaki Antigoni Kathigitria,	Midwifery (UNIWA)	16	23	699	132	3/13/3/159	3.0	16 / 24 / 749	L
Gourounti Kleanthi Kathigitria	Midwifery (UNIWA)	15	22	934	96	4/14/4/172	4.0	20 / 32 / 1,322	L
Dagla Maria Kathigitria	Midwifery (UNIWA)	15	29	873	118	4/14/4/172	3.8	15 / 29 / 874	L
Antonakou Angeliki	Midwifery (IHU)	11	13	1,049	50	1/4/6/273	5.0	13 / 17 / 1,159	L
Vivilaki Viktoria Kathigitria	Midwifery (UNIWA)	11	12	625	80	6/28/6/273	5.9	11 / 12 / 626	L
Iliadou Maria Anaplirotria	Midwifery (UNIWA)	11	14	396	51	6/28/6/273	7.7	11 / 14 / 397	M
Zafrakas Menelaos	Midwifery (IHU)	10	11	382	28	2/6/9/309	10.6	23 / 39 / 1,540	L
Metallinou Dimitra Epikouri	Midwifery (UNIWA)	10	11	314	70	8/32/9/309	8.1	10 / 11 / 314	M
Nanou Christina Anaplirotria	Midwifery (UNIWA)	9	9	419	57	9/35/11/352	8.4	9 / 9 / 424	L
Palaska Ermioni Anaplirotria	Midwifery (UNIWA)	9	8	250	36	9/35/11/352	11.3	9 / 8 / 250	M
Sarella Angeliki Anaplirotria	Midwifery (UNIWA)	8	8	228	35	11/40/13/387	12.6	8 / 8 / 228	M
Kyrkou Giannoula Anaplirotria	Midwifery (UNIWA)	7	5	149	35	12/44/14/428	13.3	7 / 5 / 152	L
Varela Pinelopi	Midwifery (IHU)	7	5	137	27	3/12/14/428	14.7	7 / 5 / 138	L
Giaxi Paraskevi Epikouri	Midwifery (UNIWA)	7	4	124	24	12/44/14/428	15.3	7 / 4 / 125	H
Anastasiadou Sofia	Midwifery (UoWM)	4	3	86	20	1/3/17/595	17.0	4 / 3 / 87	M
Kokkinari Artemisia Epikouri	Midwifery (UNIWA)	4	1	50	19	14/58/17/595	17.7	4 / 1 / 50	H
Deltsidou Anna Kathigitria	Midwifery (UNIWA)	4	1	42	8	14/58/17/595	18.3	6 / 5 / 174	M
Bolou Angeliki Epikouri	Midwifery (UNIWA)	1	0	4	1	16/83/20/985	21.2	1 / 0 / 4	L

Table D3j. Occupational therapy: top-20 academics by Semantic Scholar h-index, publications 2012-2025 (design A).

Academic	Department (Univ.)	h	i10	Cites	Pubs	Rank h d/u/a/all	Comp. (area)	Lifetime h / i10 / cites	Conf.
Athanasopoulou Christina Anaplirotria	Occupational Therapy (UNIWA)	11	12	537	60	1/28/1/273	1.0	11 / 13 / 561	L
Vlotinou Pinelopi Epikouri	Occupational Therapy (UNIWA)	10	11	388	45	2/32/2/309	2.6	10 / 11 / 390	L
Ventoulis Ioannis	Occupational Therapy (UoWM)	9	9	462	14	1/1/3/352	2.8	9 / 9 / 462	L
Georgiou Konstantinos	Occupational Therapy (UoWM)	8	5	210	52	2/2/4/387	3.0	8 / 5 / 220	M
Tzonichaki Ioanna Kathigitria	Occupational Therapy (UNIWA)	3	1	115	5	3/65/5/681	5.3	4 / 1 / 124	L
Ouzouni Christina Kathigitria	Occupational Therapy (UNIWA)	2	1	50	8	4/75/6/798	5.6	2 / 1 / 50	L
Chrysanthou Chrysanthos	Occupational Therapy (UoWM)	1	0	4	1	3/4/7/985	7.0	1 / 0 / 4	M

Table D3k. Speech and language therapy: top-20 academics by Semantic Scholar h-index, publications 2012-2025 (design A).

Academic	Department (Univ.)	h	i10	Cites	Pubs	Rank h d/u/a/all	Comp. (area)	Lifetime h / i10 / cites	Conf.
Nousia Anastasia	Speech and Language Therapy (UoP)	12	14	432	37	1/9/1/250	1.0	12 / 14 / 433	M
Iliadou Eleftheria	Speech and Language Therapy (UoP)	8	7	144	21	2/14/2/387	2.2	8 / 7 / 144	M
Efstratiadou Eyaggelia-Antonia	Speech and Language Therapy (UoP)	6	6	184	9	3/18/3/465	2.8	6 / 6 / 184	L
Trimmis Nikolaos	Speech and Language Therapy (UPatras)	5	2	94	21	1/43/4/519	3.0	6 / 3 / 104	L
Andreou Maria	Speech and Language Therapy (UoP)	3	2	76	7	4/21/5/681	5.0	4 / 4 / 104	M
Tsapanou Angeliki	Speech and Language Therapy (UPatras)	3	1	33	4	2/55/5/681	5.6	3 / 1 / 33	L
Terzi Archonto	Speech and Language Therapy (UPatras)	0	0	0	4	3/108/7/1295	6.6	0 / 0 / 0	H
Stefanatou Pentagiotissa	Speech and Language Therapy (UoP)	0	0	0	1	5/31/7/1295	7.3	0 / 0 / 0	M
Selimis Efstathios	Speech and Language Therapy (UoP)	0	0	0	0	5/31/7/1295	7.6	1 / 0 / 9	M

Chapter 04

ACADEMIC RANKINGS OF GREEK NATURAL SCIENCES AND MATHEMATICS DEPARTMENTS AND THEIR FACULTY

10.5281/zenodo.22288178

Synopsis

This chapter evaluates Greek higher education against the global ranking systems - the World's Top 2% Scientists career list and Research.com - and executes two published bibliometric assessment designs for a single scope and a single publication window, 2012-2025: the academic-level Google Scholar h-index design of Altanopoulou, Dontsidou and Tselios (2012; design A) and the department-level Scopus design of Koukoutsidis (2022; design B). The scope is the 33 Greek university departments of the natural sciences and mathematics, organised in 7 areas: Physics (7 departments); Chemistry (6 departments); Mathematics (8 departments); Statistics and actuarial science (4 departments); Geosciences (geology, geography and marine sciences) (6 departments); Materials science (1 department); General science and technology (HOU) (1 department). Every section of the chapter is organised in two parts, A and B, so that the data, indicators, aggregation rules and results of the two designs remain separately attributable. The roster of 885 tenured faculty members (TRS) was rebuilt from the department websites in August 2026; 769 members (87%) are evaluated in at least one bibliographic source. Design A is executed on its original instrument, Google Scholar (494 members with a public profile), and both designs are repeated on OpenAlex (618 matched) and Semantic Scholar (709 matched) as robustness checks. Both designs have genuine numerical baselines for this scope: at the author level, Pitsolanti, Papadopoulou and Tselios (2018) applied the 2012 design to the Greek science departments, and all eighteen departments of that application fall inside this chapter's inventory - their baseline is reproduced and compared in Section 5A.1; at the department level, the 2022 Scopus study's natural-sciences panel is reproduced in Section 5B.1. Every faculty member is ranked within department, university, area and nation-wide under both designs; every member is looked up in the World's Top 2% Scientists career list (51 members found) and in the Research.com national discipline rankings for Greece (23 members found); and the best Greek units are placed against every European country under the Top 2% list restricted to the natural-science fields. All rosters, harvest records, per-member results and the complete pipeline are released.

Keywords: research evaluation; h-index; Google Scholar; OpenAlex; Semantic Scholar; Greek universities; natural sciences; mathematics; department rankings; faculty rankings

JEL: A11, A14, I23

1. Introduction

Quantitative assessment of research performance is a standing element of Greek higher-education policy: since 2022 a share of the annual state subsidy is allocated on quality indicators that include publications and citations per faculty member (Hellenic Republic, 2022). Public evidence at the level at which academic life is organised - the department and the individual academic - remains scarce. Two studies have filled that gap for Greece with different instruments, and this chapter takes both as its starting points, executes them for one scope and one window, and extends each to the individual faculty member. The scope is the natural sciences and mathematics - the historic science faculties plus the statistics, geoscience and materials-science departments - the one field of this series where both designs carry genuine numerical baselines: the author-level design was applied to these very departments by Pitsolanti, Papadopoulou and Tselios (2018), reproduced here in Section 5A.1, and the department-level design covered them within all 425 Greek departments in 2022, reproduced in Section 5B.1.

1A. The Altanopoulou, Dontsidou & Tselios (2012) ranking methodology

Altanopoulou, Dontsidou and Tselios (2012) evaluated 93 Greek departments through the lifetime Google Scholar record of 3,354 academics, retrieved with Harzing's Publish or Perish between 20 April and 1 June 2009. The unit of observation is the individual academic; the department is characterised by the mean, standard deviation and median of its members' publications, citations and h-index, by the m-quotient, and by the share of members who report their scientific activity on the department website. The study also

tested, for 16 disciplines, whether academics who report their activity on the web have a higher h-index. Its design was subsequently applied to the education departments (Tselios and Altanopoulou, 2011) and to 50 science and engineering departments (Pitsolanti, Papadopoulou and Tselios, 2018); the eighteen science departments of the 2018 application - mathematics, statistics, physics and chemistry - all fall inside this chapter's scope, and Section 5A.1 reproduces their baseline values and compares them with the 2026 results.

1B. The Koukoutsidis (2022) ranking methodology

Koukoutsidis (2022) covered all 425 Greek university departments and 9,838 permanent faculty members (TRS) with the Scopus API for publications of 2017-2021 - the natural-science and mathematics departments among them, from the historic science faculties of the oldest universities to the statistics, geoscience and materials-science departments. The unit of observation is the department: the union of its members' documents, the citations to that set, and the ratios papers per TRS member, citations per TRS member and citations per paper, ranked within each university and within each thematic area. Scopus Author IDs were collected manually over six person-months and 1,131 split profiles were merged; the R code was released but not the identifier roster.

1C. Contribution of this chapter

We narrow both designs to the natural sciences and mathematics and widen the time axis to 2012-2025, applying the same window to both designs and to every table of this chapter. Concretely we (i) restate both methodologies with explicit formulae (Section 4); (ii) rebuild the roster of 885 faculty members of 33 departments from the department websites (Section 3); (iii) execute both designs on Google Scholar, the instrument of the 2012 study, and repeat them on two open bibliographic graphs, OpenAlex and Semantic Scholar, as robustness checks, documenting every substitution (Section 3C); (iv) reproduce the 2018 author-level science baseline for the eighteen overlapping departments (Section 5A.1) and the 2022 Scopus department-level baseline for the full scope (Section 5B.1); (v) extend both designs to the individual faculty member, with ranks within department, university, area and nation-wide and a composite rank (Sections 5A.5, 5B.3 and 5E); (vi) look every member up in two global ranking systems - the World's Top 2% Scientists career list and the Research.com national discipline rankings (Sections 5A.6 and 5D); and (vii) place the best Greek member, department and university against every European country under the Top 2% list restricted to the natural-science fields (Section 5G).

2. Background and related work

2A. Author-level indicators (design A lineage)

Hirsch (2005) proposed the h-index to summarise productivity and impact in one number; its robustness (Vanclay, 2007), its handicap for young researchers (Glänzel, 2006), its field dependence (Batista et al., 2006) and its sensitivity to self-citation (Schreiber, 2007; Bartneck and Kokkelmans, 2011) are documented, as are the g-index (Egghe, 2006), the i10-index and the m-quotient. Field dependence matters for this chapter's scope: citation cultures differ sharply across its own areas - experimental physics and chemistry are citation-dense, with large-collaboration papers carrying hundreds or thousands of authors, while mathematics publishes and cites at an order of magnitude lower - so absolute values are comparable within an area, not across areas, and the chapter ranks within area throughout. Google Scholar offers the broadest coverage of the citation sources (Harzing, 2008; Harzing and Alakangas, 2016; Martín-Martín et al., 2018), at the price of synonymy and data-quality problems that must be controlled (Jacso, 2005, 2006) - and at the price of adoption, which varies by area and is measured directly and reported per department in Section 3B. For Greece the author-level lineage runs directly through this scope: Altanopoulou, Dontsidou and Tselios (2012) set the design, and Pitsolanti, Papadopoulou and Tselios (2018) executed it on the science departments whose 2026 state this chapter measures.

2B. Department-level indicators (design B lineage)

Scopus and Web of Science offer curated coverage with unique author and affiliation identifiers, which is what makes programmatic department-level aggregation feasible (Aria and Cuccurullo, 2017; Rose and Kitchin, 2019). Department-level studies remain rare because affiliations are recorded at the institution, not the department (Krampen, 2008; Kotsemir and Shashnov, 2017; Koukoutsidis, 2022) - and in the natural sciences the problem is compounded by the research institutes (FORTH, NCSR Demokritos, the National Observatory of Athens) and the international collaborations, both recorded as affiliations of their own. Open bibliographic graphs - OpenAlex (Priem, Piwowar and Orr, 2022) and the Semantic Scholar Academic Graph (Kinney et al., 2023) - have since made author- and document-level retrieval possible without a subscription; their coverage of the natural sciences is dense, since both ingest Crossref and arXiv. This chapter reports OpenAlex and Semantic Scholar in full as robustness sources; Section 5C measures the agreement of the three sources on this scope.

3. Data

The scope is fixed by the department inventory of Table 1: every Greek university department whose object is physics, chemistry, mathematics, statistics, the geosciences (geology, geography, marine sciences) or materials science, plus the school-level science unit of the Hellenic Open University - 33 departments of 13 universities, cross-checked in August 2026 against each university's official school listings. The boundaries follow the series rule that no member appears in two published volumes: the applied-science departments of the engineering schools (including the NTUA School of Applied Mathematical and Physical Sciences and the materials-science departments of Patras and Ioannina) were published in the engineering volume and are outside this scope, which is why materials science enters with one department; the biology, environment and forestry departments belong to the life-sciences volume; history and philosophy of science to the humanities volume. The three statistics departments flagged as borderline in the economics volume were never member-ranked there and enter here at full member level, with the overlap documented.

Table 1. Department inventory by university and area (PHYS = Physics; CHEM = Chemistry; MATH = Mathematics; STAT = Statistics and actuarial science; EARTH = Geosciences (geology, geography and marine sciences); MATSCI = Materials science; GEN = General science and technology (HOU)).

University	PHYS	CHEM	MATH	STAT	EARTH	MATSCI	GEN	All
AUTH	1	1	1	0	1	0	0	4
UoC	1	1	1	0	0	1	0	4
UPatras	1	1	1	0	1	0	0	4
UAegean	0	0	1	1	2	0	0	4
NKUA	1	1	1	0	1	0	0	4
UoI	1	1	1	0	0	0	0	3
UThessaly	1	0	1	0	0	0	0	2
UoWM	0	0	1	1	0	0	0	2
IHU	1	1	0	0	0	0	0	2
HUA	0	0	0	0	1	0	0	1
HOU	0	0	0	0	0	0	1	1
AUEB	0	0	0	1	0	0	0	1
UNIPI	0	0	0	1	0	0	0	1
Total	7	6	8	4	6	1	1	33

Source: department websites and university school listings, verified 29 August 2026. Full list with roster source URLs in the companion files. The Kavala physics and chemistry departments, recorded under the International Hellenic University in the 2022 census, operate under the Democritus University of Thrace after the 2025 restructuring and are tabulated under DUTH throughout, with the mapping documented in Section 8.

3A. Design A: the academics, their website record and their bibliometric profile

The roster of academics is built exactly as in 2012: surname, name and academic grade are taken from each department's own website (source URL and retrieval date recorded per person; companion files), emeritus, visiting, adjunct, research and laboratory-teaching (EDIP/ETEP) staff are excluded. The census (Table 2) counts 885 tenured faculty members in the 33 core departments: 443 professors, 187 associate professors,

246 assistant professors and 9 lecturers. For one department (Statistics and Insurance Science, UNIPI) the university's main site returned an HTTP 503 error to every retrieval route and the roster was captured from the university's own legacy web host; three initial-pass defects found by the quality check (a sector page missed, a file overwritten empty, two profile-only listings) were re-harvested from the primary pages (all documented in Section 8).

The 2012 study recorded, for each academic, whether at least one publication is reported on the department website. In 2026 nearly every department page links to a profile, so the variable no longer discriminates; we replace it by the closest public equivalent, whether the academic maintains a public ORCID iD, retrieved from the ORCID public API on name and institution for all 885 roster members (428 hold one). We keep the original hypothesis - that academics who publicly report their activity have a higher h-index - and the original test (Mann-Whitney U). This is a documented deviation of operationalisation, not of design.

Table 2. Roster census, August 2026: tenured faculty (TRS) by department and academic grade, Google Scholar matching and members evaluated in at least one source.

Area	Univ.	Department	TRS	Prof.	Assoc.	Asst.	Lect.	GS matched	GS high conf.	Any source
PHYS	NKUA	Department of Physics	58	25	12	20	1	32	28	48
PHYS	UoI	Department of Physics	57	34	9	13	1	24	22	52
PHYS	AUTH	School of Physics	51	35	7	9	0	32	22	47
PHYS	UPatras	Department of Physics	23	11	7	5	0	12	12	23
PHYS	UoC	Department of Physics	21	12	5	4	0	14	12	20
PHYS	UThessaly	Department of Physics	12	5	5	2	0	7	7	10
PHYS	IHU	Department of Physics	0	0	0	0	0	0	0	0
CHEM	AUTH	School of Chemistry	60	35	6	19	0	27	26	37
CHEM	NKUA	Department of Chemistry	46	27	7	12	0	27	24	39
CHEM	UoI	Department of Chemistry	34	20	2	12	0	15	14	30
CHEM	UPatras	Department of Chemistry	32	16	7	9	0	19	19	29
CHEM	UoC	Department of Chemistry	22	14	1	7	0	12	12	21
CHEM	IHU	Department of Chemistry	0	0	0	0	0	0	0	0
MATH	NKUA	Department of Mathematics	45	23	10	12	0	21	17	34
MATH	UoC	Department of Mathematics and Applied Mathematics	34	19	7	7	1	27	25	34
MATH	UPatras	Department of Mathematics	26	6	7	13	0	17	14	22
MATH	UoI	Department of Mathematics	23	7	9	6	1	11	10	21
MATH	UAegean	Department of Mathematics	15	5	5	5	0	8	7	10
MATH	UThessaly	Department of Mathematics	8	3	0	5	0	7	6	8
MATH	UoWM	Department of Mathematics	7	1	0	6	0	4	4	7
MATH	AUTH	School of Mathematics	0	0	0	0	0	0	0	0
STAT	AUEB	Department of Statistics	22	9	6	7	0	13	12	18
STAT	UAegean	Department of Statistics and Actuarial-Financial Mathematics	22	7	3	11	1	11	10	19
STAT	UNIPI	Department of Statistics and Insurance Science	20	8	8	4	0	13	12	19
STAT	UoWM	Department of Statistics and Insurance Science	4	0	2	2	0	3	2	4
EARTH	NKUA	Department of Geology and Geoenvironment	39	19	14	6	0	23	18	34
EARTH	AUTH	School of Geology	34	21	5	8	0	19	19	22
EARTH	UAegean	Department of Marine Sciences	23	12	9	2	0	11	11	20
EARTH	UAegean	Department of Geography	20	11	6	3	0	9	8	18
EARTH	HUA	Department of Geography	20	8	4	8	0	13	12	19
EARTH	UPatras	Department of Geology	19	12	4	3	0	11	11	19
MATSCI	UoC	Department of Materials Science and Technology	21	11	6	4	0	15	11	19
GEN	HOU	School of Science and Technology	15	10	3	2	0	11	8	15
All		Total	885	443	187	246	9	494	436	769

GS matched = a public Google Scholar profile attributed to the person (Section 3B); GS high conf. = profile verified at the member's university; Any source = matched in Google Scholar, OpenAlex or Semantic Scholar.

Figure 1 shows the census by university and grade: the four historic science faculties (NKUA, AUTH, UPatras, UoI) account for the largest blocks, professors outnumber assistant professors nearly everywhere, and the regional and single-department universities close the tail.

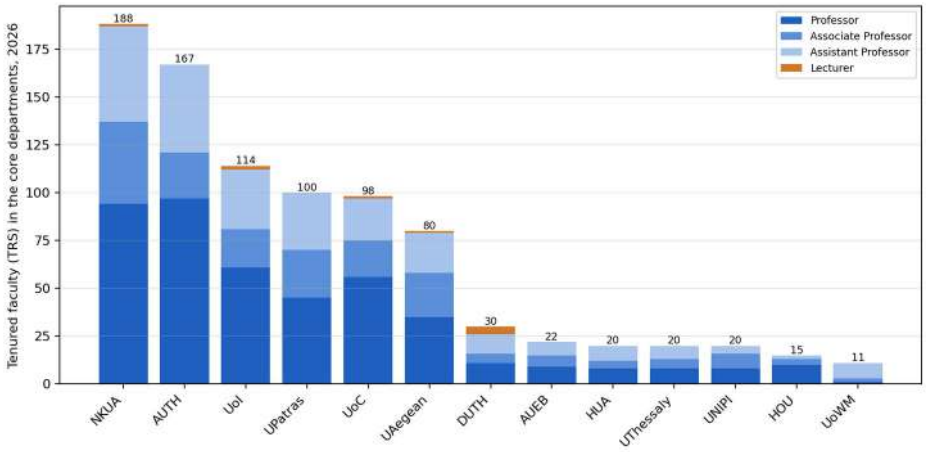

Figure 1. Tenured faculty of the core departments by university and academic grade, August 2026 (n = 885).

3B. Design B: TRS members, author identifiers and the document set

TRS is defined as in 2022: tenured faculty of all grades plus probationary assistant professors, taken from the department website. The 2022 study's binding step - locating the author identifier of every member - is reproduced here on Google Scholar: for every roster member an author search on the full name (and on its usual Latin variant) was run on Google Scholar, complemented by further discovery routes applying the same acceptance rules to the public profile pages. Each candidate profile was read in full and accepted when its name matched and its verified e-mail domain or stated affiliation is the member's university (HIGH), when its name matched at another Greek institution or without a verified address (MEDIUM), or when only an initial-form profile at the university exists (LOW); profiles verified elsewhere were dropped as namesakes. Flags: HIGH 436, MEDIUM 17, LOW 41, UNMATCHED (no public profile) 391. The unmatched share (44%) is reported per department in Table 2; Section 5C measures how far the three sources agree on the members they share. Google Scholar profiles are self-curated, so no automated merging is needed and the member's own h-index, i10-index and citation total are read directly; the department document set of design B is the union of the members' listed articles, de-duplicated on title and year.

3C. Source substitution statement

Design A is executed on its original instrument, Google Scholar, with one adaptation: the 2009 study ran Publish or Perish name searches, which Google Scholar's interface no longer supports at scale, whereas this study reads the public author profile of each academic (retrieved 28-29 August 2026), which gives the same article list with years and citation counts plus the profile's own h-index, i10-index and citation total; members without a public profile therefore have no Google Scholar values and are reported as such. Design B is executed on the same Google Scholar article lists instead of Scopus, which was unavailable: the department document set is the union of the members' listed articles. Because Google Scholar is uncurated and its adoption in this field is partial, both designs were repeated on two open bibliographic graphs with the same roster and rules - OpenAlex (527 high, 91 medium, 0 low-confidence matches, 267 unmatched; affiliation histories checked against the member's university) and Semantic Scholar (114/191/404 matched at the three confidence levels, 176 unmatched; split profiles merged on name and venue evidence). In this field OpenAlex, not Google Scholar, gives the widest coverage (70% of the roster against 56%), so the OpenAlex appendix tables carry particular weight; Section 5C measures the agreement between the three sources.

4. Methodology

4A. Altanopoulou, Dontsidou & Tselios (2012) ranking methodology

Let an academic have publications indexed 1, ..., N with citation counts ordered non-increasingly, c(1) ≥ c(2) ≥ ... ≥ c(N). The h-index (Hirsch, 2005) is

$$h = \max\{\, k : c_{(k)} \geq k \,\} \tag{1}$$

i.e. h of the publications have at least h citations each. The m-quotient normalises h by career length, with Y the retrieval year and y_1 the year of first publication in the retrieved lifetime record:

$$m = \frac{h}{Y - y_1 + 1} \tag{2}$$

Egghe's g-index and the i10-index (publications with at least ten citations) are retained as secondary indicators:

$$g = \max\{\, k : \sum_{i=1}^{k} c_{(i)} \geq k^2 \,\} \tag{3}$$

For a department with n evaluated academics the reported statistics are: n; the mean and standard deviation of publications, citations and h; the median h; the mean i10 and the mean m-quotient. Departments are ordered by mean h within each area, with the median reported to expose skewness, exactly as in the 2012 tables. The hypothesis that academics who publicly report their activity have a different impact from those who do not is tested per area with the two-sided Mann-Whitney U test, α = 0.05:

$$U_1 = n_1 n_2 + \frac{n_1(n_1+1)}{2} - R_1, \qquad U = \min(U_1, U_2) \tag{4}$$

where n_1, n_2 are the group sizes and R_1 the rank sum of the reporting group; the reporting variable is the public ORCID iD and the impact metric the OpenAlex 2012-2025 h-index, so that the metric is independent of the variable and defined for the largest share of the roster (Section 3A). All indicators are computed twice: on the publications of 2012-2025 (the window of this chapter, reported in every table) and on the lifetime record (the exact 2012 design, reported in Section 5A.2 and in the companion workbook); for Google Scholar the profile's own lifetime h-index, i10-index and citation total are reported as well.

4B. Koukoutsidis (2022) ranking methodology

Let T_d be the set of TRS members of department d, $D_i(w)$ the set of documents of member i with publication year in window w, and c_e the citation count of document e at retrieval. The department's publication count is the size of the union of its members' documents, so that a paper co-authored by several members is counted once:

$$P_d(w) = |D_d(w)|, \qquad D_d(w) = \bigcup_{i \in T_d} D_i(w) \tag{5}$$

$$C_d(w) = \sum_{e \in D_d(w)} c_e \tag{6}$$

with $N_d = |T_d|$ counting every TRS member, including those without a matched profile (their absence is reported separately, not removed from the denominator). The three indicators of the 2022 study are

$$\text{papers per TRS}_d(w) = \frac{P_d(w)}{N_d} \tag{7}$$

$$\text{citations per TRS}_d(w) = \frac{C_d(w)}{N_d} \tag{8}$$

$$\text{citations per paper}_d(w) = \frac{C_d(w)}{P_d(w)} \tag{9}$$

Departments are ranked by Eq. 8 and, separately, by Eq. 9 within each university and within each area, because the two orderings diverge where co-authorship within the department is intense and where departments are small (Koukoutsidis, 2022) - both conditions present in the experimental sciences, where large-collaboration papers are common. Self-citations are allowed. The window is w = 2012-2025 throughout.

4C. Individual extension and composite rank (common to both designs)

Design A is individual by construction, so its department statistics are moments of a distribution that we now report in full: every academic is ranked within department, within area and nation-wide on h, citations and publications of 2012-2025. Design B is extended with the same three scopes on the member's own 2012-2025 papers P_i(w), citations C_i(w) and lifetime h. For an academic with ranks r_1, ..., r_M on M indicators the composite rank is the harmonic mean of the individual ranks - the aggregation rule used by IDEAS/RePEc (Zimmermann, 2013):

$$\bar{r} = \frac{M}{\sum_{j=1}^{M} 1/r_j} \tag{10}$$

Composite ranks are computed separately for the design-A indicators and for the design-B indicators and reported side by side; they are never merged across designs.

5. Results

5A. Altanopoulou, Dontsidou & Tselios (2012) ranking methodology

5A.1 Reproduced baseline: the 18 science departments in 2017

Table 3 reproduces the science half of the 2017 study - the 18 departments of mathematics (6), statistics (2), physics (5) and chemistry (5) that all fall inside our scope, covering 769 academics at the time. Mean lifetime h ranged from 6.1 to 28.0 and mean citations per academic from 209 to 3,147; the share of academics with a Google Scholar profile ranged from 10.0% to 100.0%. Figure 2 sets those values against the lifetime values computed here for the same departments: levels are not comparable (2017 versus 2026 Google Scholar coverage and roster composition), the ordering is, and the rank agreement is rho = 0.79.

Table 3. The science departments of the 2017 study: lifetime Google Scholar indicators (reproduced from Pitsolanti, Papadopoulou & Tselios, 2018), with this study's lifetime values for the same departments.

Area	Department (Univ.) 2017	N 2017	Pubs 2017	Cites 2017	Mean h 2017	Median h 2017	Mean i10 2017	m 2017	Web report. (%)	GS profile (%)	N 2026	Mean h 2026	Cites 2026
MATH	Mathematics (UoC)	28	31.3	359.3	8.8	9.5	8.6	0.40	95.7	14.3	27	17.7	1,861
MATH	Mathematics (UoI)	23	50.5	519.5	10.1	9.0	12.7	0.50	95.7	21.7	11	15.7	1,217
MATH	Mathematics (NKUA)	55	47.3	473.9	9.4	8.0	11.8	0.40	41.8	23.6	21	11.8	657
MATH	Mathematics (UPatras)	38	48.4	669.9	9.2	7.5	11.6	0.40	81.6	23.7	17	11.8	2,399
MATH	Mathematics (AUTH)	25	39.2	269.0	7.3	7.0	6.2	0.30	56.0	16.0	11	9.8	407
MATH	Mathematics (UAegean)	37	34.8	209.3	6.1	6.0	5.5	0.40	70.3	16.2	8	9.1	507
STAT	Statistics (AUEB)	24	56.6	664.1	11.1	11.0	14.0	0.60	87.5	66.7	13	17.5	1,963
STAT	Statistics (UNIPI)	24	41.2	362.0	8.6	8.0	9.3	0.50	87.5	33.3	13	12.3	667
PHYS	Physics (UoC)	25	130.7	2,871.3	25.5	23.0	54.9	1.10	100.0	20.0	14	37.4	8,352
PHYS	Physics (UoI)	51	92.2	1,518.3	17.4	17.0	30.1	0.90	13.7	13.7	24	53.7	30,024
PHYS	Physics (NKUA)	78	122.8	1,745.3	18.4	16.5	34.8	0.70	56.4	23.1	32	44.5	18,580
PHYS	Physics (AUTH)	79	127.0	1,706.2	18.4	16.0	35.0	0.80	87.3	34.2	32	37.8	14,596
PHYS	Physics (UPatras)	37	63.7	835.0	14.2	13.0	21.3	0.90	83.8	37.8	12	25.6	2,546
CHEM	Chemistry (UoC)	25	127.9	3,146.7	28.0	26.0	59.4	1.20	72.0	12.0	12	35.1	6,305
CHEM	Chemistry (UPatras)	37	108.2	1,835.3	20.6	19.0	45.4	0.80	89.2	24.3	19	31.7	5,319
CHEM	Chemistry (AUTH)	82	86.0	1,646.1	19.8	18.0	36.0	0.70	64.6	12.2	27	31.5	4,934
CHEM	Chemistry (UoI)	50	76.9	1,475.6	18.7	18.0	31.8	0.80	82.0	10.0	15	27.7	4,114
CHEM	Chemistry (NKUA)	51	84.1	1,388.8	17.5	17.0	31.7	0.80	86.3	100.0	27	34.8	5,804

2017 columns are the published values (data collected 2017; lifetime Google Scholar via Publish or Perish). 2026 columns are this study's lifetime Google Scholar values for the matching department, computed on the members with a public profile. Web report. =

share of academics reporting scientific activity on the department website. The UoC mathematics row of 2017 predates the 2013 merger into Mathematics and Applied Mathematics and is compared with the merged department.

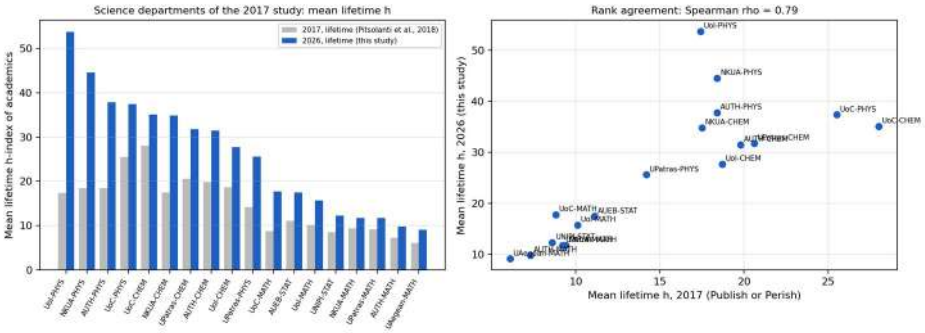

Figure 2. Departments evaluated in both studies: mean lifetime Google Scholar h-index in 2017 (Pitsolanti, Papadopoulou & Tselios, 2018) and in 2026 (this study); right, rank agreement (rho = 0.79).

5A.2 Departments, publications 2012-2025

Physics: 123 academics with a matched Google Scholar record of the 234 TRS members in 7 departments. Mean h over the 2012-2025 publications ranges from 5.00 (Department of Physics (Kavala) (DUTH)) to 48.14 (Department of Physics (UThessaly)); the area mean is 31.75, with 137.6 publications and 13,341.5 citations per evaluated academic. The three departments with the highest mean h are Department of Physics (UThessaly) (48.14); Department of Physics (UoI) (42.04); Department of Physics (NKUA) (33.09); the highest citations per academic are found at Department of Physics (UThessaly) (40,532.3); Department of Physics (UoI) (22,991.8); Department of Physics (NKUA) (12,458.7).

Table 4a. Physics: Google Scholar indicators of academics, publications 2012-2025 (design A). Cells give mean (SD) [median]. Departments ordered by mean h.

Department (Univ.)	N	TRS	Publications mean (SD)	Citations mean (SD)	h mean (SD) [median]	Mean i10	Mean m
Department of Physics (UThessaly)	7	12	202.0 (413.6)	40,532.3 (104,889.9)	48.1 (93.5) [10.0]	166.6	1.955
Department of Physics (UoI)	24	57	171.7 (327.6)	22,991.8 (65,664.6)	42.0 (62.3) [19.0]	119.3	1.329
Department of Physics (NKUA)	32	58	150.3 (235.1)	12,458.7 (45,927.2)	33.1 (43.6) [22.5]	80.6	1.230
School of Physics (AUTH)	32	51	135.8 (217.3)	10,848.3 (47,307.4)	28.8 (43.0) [19.0]	72.3	0.955
Department of Physics (UoC)	14	21	106.2 (86.2)	2,922.3 (2,420.7)	23.9 (10.7) [22.0]	45.1	0.905
Department of Physics (UPatras)	12	23	60.9 (38.2)	1,540.7 (1,090.2)	19.7 (8.3) [20.5]	29.8	0.883
Department of Physics (Kavala) (DUTH)	2	12	9.5 (0.7)	126.5 (149.2)	5.0 (2.8) [5.0]	3.0	0.267

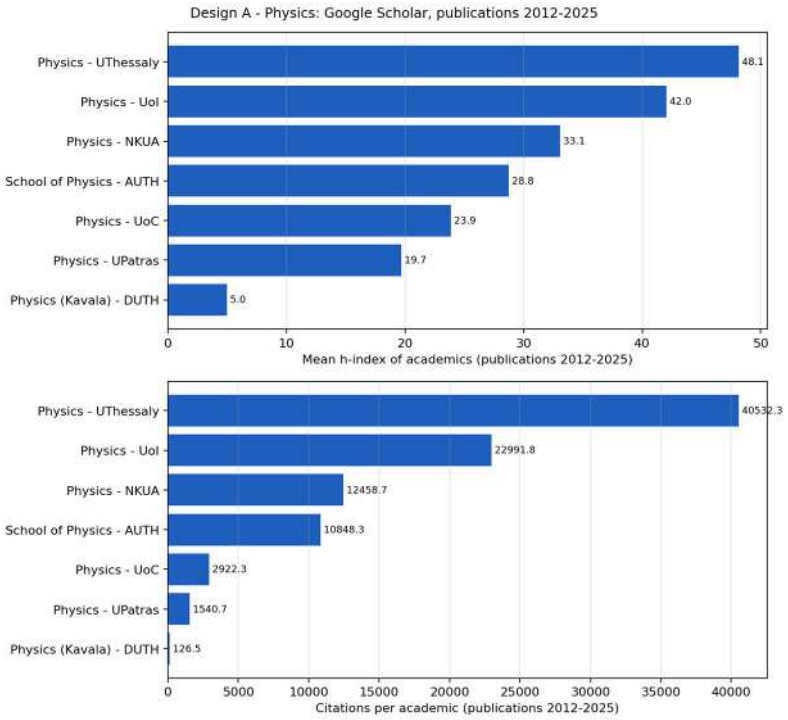

Figure 3. Physics: mean h-index of academics (top) and citations per academic (bottom), Google Scholar publications 2012-2025, design A.

Chemistry: 113 academics with a matched Google Scholar record of the 212 TRS members in 6 departments. Mean h over the 2012-2025 publications ranges from 15.46 (Department of Chemistry (Kavala) (DUTH)) to 25.44 (Department of Chemistry (NKUA)); the area mean is 21.80, with 74.5 publications and 2,546.2 citations per evaluated academic. The three departments with the highest mean h are Department of Chemistry (NKUA) (25.44); School of Chemistry (AUTH) (23.15); Department of Chemistry (UPatras) (20.84); the highest citations per academic are found at Department of Chemistry (NKUA) (3,250.0); Department of Chemistry (UPatras) (2,758.3); School of Chemistry (AUTH) (2,689.8).

Table 4b. Chemistry: Google Scholar indicators of academics, publications 2012-2025 (design A). Cells give mean (SD) [median]. Departments ordered by mean h.

Department (Univ.)	N	TRS	Publications mean (SD)	Citations mean (SD)	h mean (SD) [median]	Mean i10	Mean m
Department of Chemistry (NKUA)	27	46	102.8 (114.4)	3,250.0 (4,595.7)	25.4 (15.9) [22.0]	55.6	0.882
School of Chemistry (AUTH)	27	60	75.6 (67.1)	2,689.8 (3,080.8)	23.1 (13.2) [20.0]	43.8	0.899
Department of Chemistry (UPatras)	19	32	65.6 (42.6)	2,758.3 (3,887.7)	20.8 (12.3) [17.0]	35.7	0.873
Department of Chemistry (UoC)	12	22	61.7 (59.9)	2,318.6 (2,278.3)	20.7 (8.9) [19.0]	32.9	0.804
Department of Chemistry (UoI)	15	34	59.6 (52.0)	1,977.0 (1,853.1)	20.5 (10.8) [20.0]	34.2	0.960
Department of Chemistry (Kavala) (DUTH)	13	18	55.4 (44.0)	1,342.9 (1,451.4)	15.5 (10.7) [13.0]	24.9	0.771

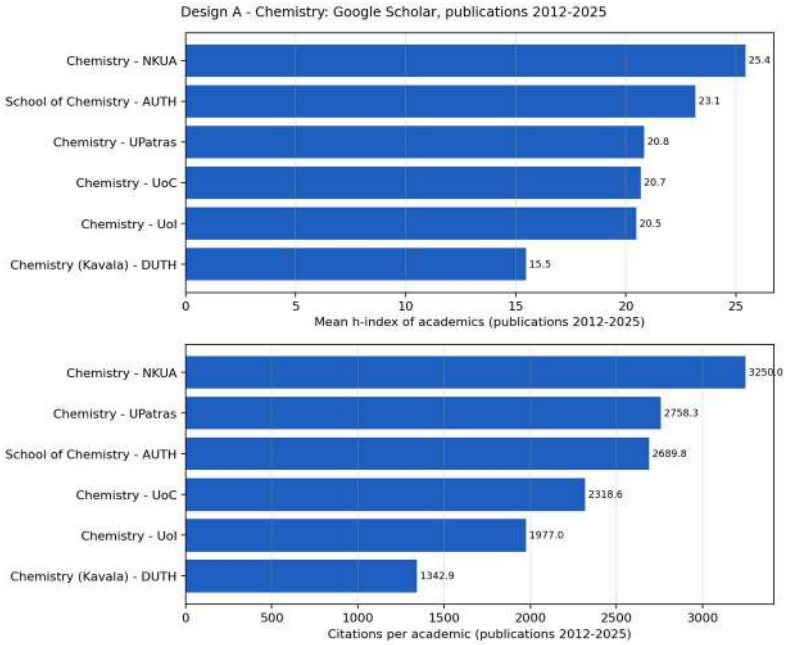

Figure 4. Chemistry: mean h-index of academics (top) and citations per academic (bottom), Google Scholar publications 2012-2025, design A.

Mathematics: 106 academics with a matched Google Scholar record of the 180 TRS members in 8 departments. Mean h over the 2012-2025 publications ranges from 6.00 (Department of Mathematics (UAegean)) to 11.27 (Department of Mathematics (UoI)); the area mean is 8.90, with 30.1 publications and 502.6 citations per evaluated academic. The three departments with the highest mean h are Department of Mathematics (UoI) (11.27); Department of Mathematics (UThessaly) (10.29); Department of Mathematics and Applied Mathematics (UoC) (9.37); the highest citations per academic are found at Department of Mathematics (UPatras) (946.5); Department of Mathematics (UThessaly) (589.7); Department of Mathematics and Applied Mathematics (UoC) (553.4).

Table 4c. Mathematics: Google Scholar indicators of academics, publications 2012-2025 (design A). Cells give mean (SD) [median]. Departments ordered by mean h.

Department (Univ.)	N	TRS	Publications mean (SD)	Citations mean (SD)	h mean (SD) [median]	Mean i10	Mean m
Department of Mathematics (UoI)	11	23	42.0 (32.1)	533.9 (565.8)	11.3 (6.5) [11.0]	14.4	0.449
Department of Mathematics (UThessaly)	7	8	34.4 (28.0)	589.7 (772.9)	10.3 (6.8) [7.0]	13.4	0.439
Department of Mathematics and Applied Mathematics (UoC)	27	34	30.4 (35.3)	553.4 (846.8)	9.4 (7.5) [7.0]	12.1	0.328
Department of Mathematics (UPatras)	17	26	34.2 (41.8)	946.5 (3,014.5)	8.7 (9.4) [5.0]	12.1	0.458
Department of Mathematics (AUTH)	11	22	24.8 (11.4)	282.1 (217.3)	8.4 (2.7) [8.0]	8.2	0.573
Department of Mathematics (UoWM)	4	7	29.0 (29.5)	355.0 (415.3)	8.2 (3.4) [7.5]	7.2	0.516
Department of Mathematics (NKUA)	21	45	23.1 (14.4)	269.3 (170.7)	8.2 (3.6) [9.0]	8.3	0.391
Department of Mathematics (UAegean)	8	15	26.5 (39.7)	257.8 (359.8)	6.0 (4.7) [6.0]	6.0	0.271

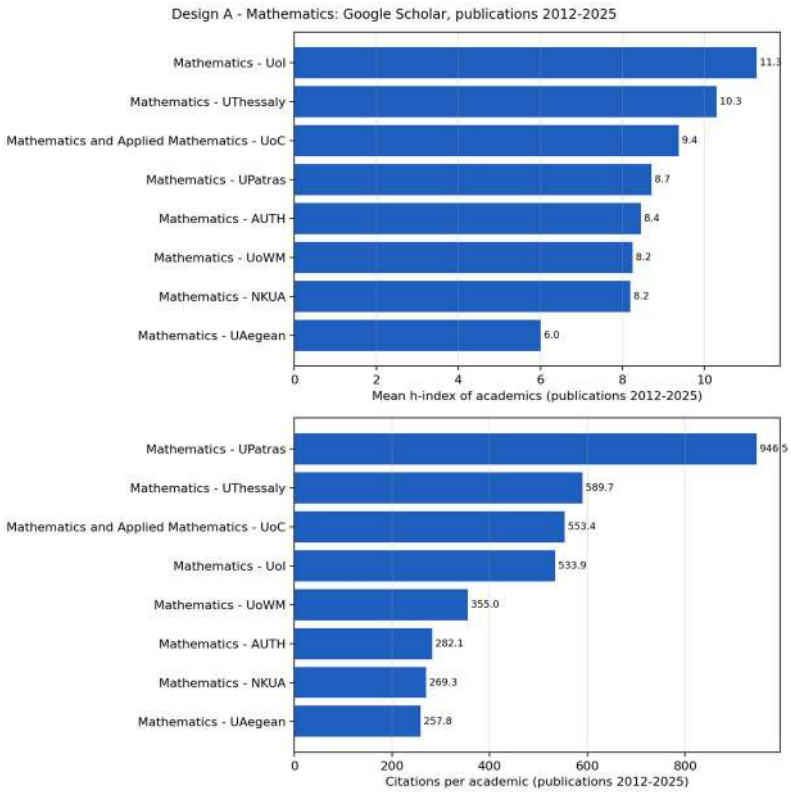

Figure 5. Mathematics: mean h-index of academics (top) and citations per academic (bottom), Google Scholar publications 2012-2025, design A.

Statistics and actuarial science: 40 academics with a matched Google Scholar record of the 68 TRS members in 4 departments. Mean h over the 2012-2025 publications ranges from 6.73 (Department of Statistics and Actuarial-Financial Mathematics (UAegean)) to 10.31 (Department of Statistics (AUEB)); the area mean is 8.53, with 31.2 publications and 451.6 citations per evaluated academic. The three departments with the highest mean h are Department of Statistics (AUEB) (10.31); Department of Statistics and Insurance Science (UoWM) (10.00); Department of Statistics and Insurance Science (UNIPI) (7.92); the highest citations per academic are found at Department of Statistics and Insurance Science (UoWM) (1,019.7); Department of Statistics (AUEB) (609.8); Department of Statistics and Actuarial-Financial Mathematics (UAegean) (302.1).

Table 4d. Statistics and actuarial science: Google Scholar indicators of academics, publications 2012-2025 (design A). Cells give mean (SD) [median]. Departments ordered by mean h.

Department (Univ.)	N	TRS	Publications mean (SD)	Citations mean (SD)	h mean (SD) [median]	Mean i10	Mean m
Department of Statistics (AUEB)	13	22	33.7 (27.4)	609.8 (588.5)	10.3 (5.8) [9.0]	12.9	0.454
Department of Statistics and Insurance Science (UoWM)	3	4	34.7 (12.7)	1,019.7 (1,258.0)	10.0 (4.4) [8.0]	11.0	0.552
Department of Statistics and Insurance Science (UNIPI)	13	20	33.5 (33.6)	288.9 (252.6)	7.9 (4.6) [8.0]	8.8	0.365
Department of Statistics and Actuarial-Financial Mathematics (UAegean)	11	22	24.8 (16.6)	302.1 (415.4)	6.7 (4.4) [5.0]	6.0	0.470

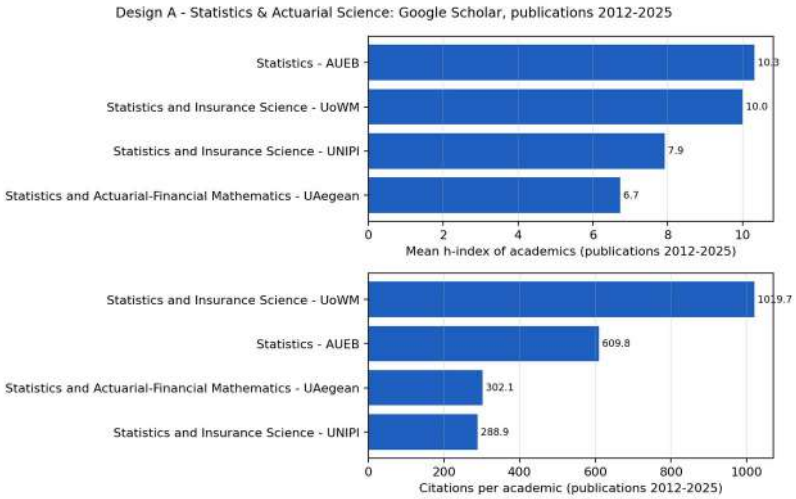

Figure 6. Statistics and actuarial science: mean h-index of academics (top) and citations per academic (bottom), Google Scholar publications 2012-2025, design A.

Geosciences (geology, geography and marine sciences): 86 academics with a matched Google Scholar record of the 155 TRS members in 6 departments. Mean h over the 2012-2025 publications ranges from 16.08 (Department of Geography (HUA)) to 20.78 (Department of Geology and Geoenvironment (NKUA)); the area mean is 19.43, with 85.5 publications and 1,803.3 citations per evaluated academic. The three departments with the highest mean h are Department of Geology and Geoenvironment (NKUA) (20.78); School of Geology (AUTH) (20.37); Department of Marine Sciences (UAegean) (20.09); the highest citations per academic are found at Department of Marine Sciences (UAegean) (2,833.6); School of Geology (AUTH) (1,937.5); Department of Geology and Geoenvironment (NKUA) (1,621.7).

Table 4e. Geosciences (geology, geography and marine sciences): Google Scholar indicators of academics, publications 2012-2025 (design A). Cells give mean (SD) [median]. Departments ordered by mean h.

Department (Univ.)	N	TRS	Publications mean (SD)	Citations mean (SD)	h mean (SD) [median]	Mean i10	Mean m
Department of Geology and Geoenvironment (NKUA)	23	39	107.3 (90.9)	1,621.7 (1,341.9)	20.8 (9.3) [20.0]	39.2	0.539
School of Geology (AUTH)	19	34	89.3 (44.5)	1,937.5 (1,979.4)	20.4 (9.6) [19.0]	32.6	0.794
Department of Marine Sciences (UAegean)	11	23	78.8 (85.3)	2,833.6 (5,522.0)	20.1 (18.1) [14.0]	37.6	0.730
Department of Geology (UPatras)	11	19	81.2 (25.9)	1,570.9 (1,070.3)	20.0 (5.7) [19.0]	32.8	0.691
Department of Geography (UAegean)	9	20	61.2 (47.3)	1,599.0 (1,944.5)	17.3 (13.2) [16.0]	23.7	0.663
Department of Geography (HUA)	13	20	67.1 (45.0)	1,394.6 (2,102.5)	16.1 (8.1) [15.0]	22.9	0.722

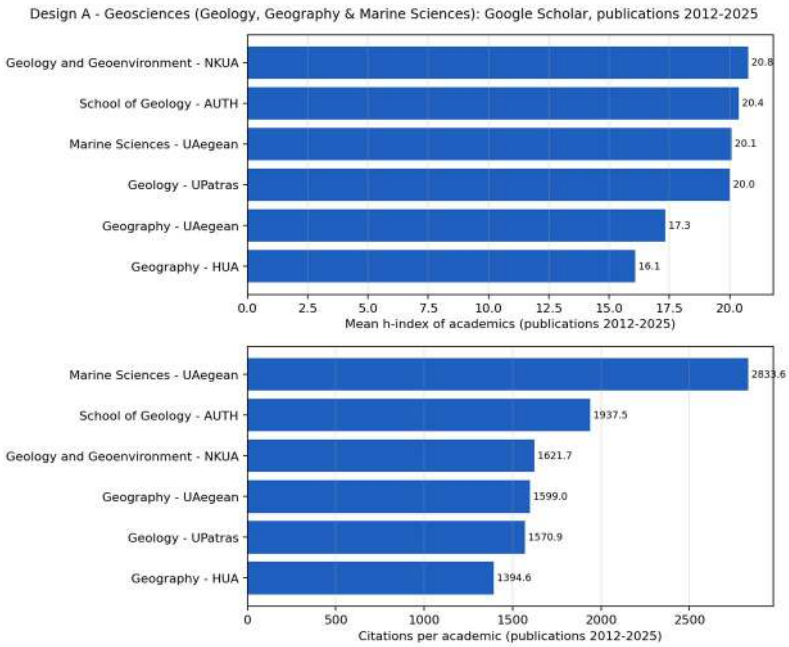

Figure 7. Geosciences (geology, geography and marine sciences): mean h-index of academics (top) and citations per academic (bottom), Google Scholar publications 2012-2025, design A.

Materials science: 15 academics with a matched Google Scholar record of the 21 TRS members in 1 department. Mean h over the 2012-2025 publications ranges from 31.73 (Department of Materials Science and Technology (UoC)) to 31.73 (Department of Materials Science and Technology (UoC)); the area mean is 31.73, with 108.8 publications and 6,816.9 citations per evaluated academic. The three departments with the highest mean h are Department of Materials Science and Technology (UoC) (31.73); the highest citations per academic are found at Department of Materials Science and Technology (UoC) (6,816.9).

Table 4f. Materials science: Google Scholar indicators of academics, publications 2012-2025 (design A). Cells give mean (SD) [median]. Departments ordered by mean h.

Department (Univ.)	N	TRS	Publications mean (SD)	Citations mean (SD)	h mean (SD) [median]	Mean i10	Mean m
Department of Materials Science and Technology (UoC)	15	21	108.8 (78.4)	6,816.9 (15,048.8)	31.7 (21.4) [28.0]	56.4	1.065

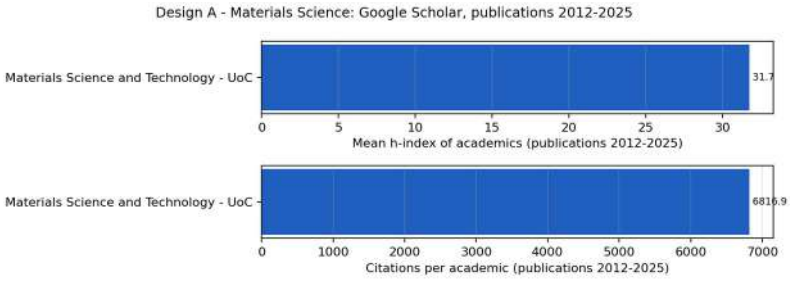

Figure 8. Materials science: mean h-index of academics (top) and citations per academic (bottom), Google Scholar publications 2012-2025, design A.

General science and technology (HOU): 11 academics with a matched Google Scholar record of the 15 TRS members in 1 department. Mean h over the 2012-2025 publications ranges from 37.18 (School of Science and Technology (HOU)) to 37.18 (School of Science and Technology (HOU)); the area mean is 37.18, with 191.9 publications and 16,674.0 citations per evaluated academic. The three departments with the highest mean h are School of Science and Technology (HOU) (37.18); the highest citations per academic are found at School of Science and Technology (HOU) (16,674.0).

Table 4g. General science and technology (HOU): Google Scholar indicators of academics, publications 2012-2025 (design A). Cells give mean (SD) [median]. Departments ordered by mean h.

Department (Univ.)	N	TRS	Publications mean (SD)	Citations mean (SD)	h mean (SD) [median]	Mean i10	Mean m
School of Science and Technology (HOU)	11	15	191.9 (382.3)	16,674.0 (50,212.6)	37.2 (58.7) [22.0]	111.3	1.317

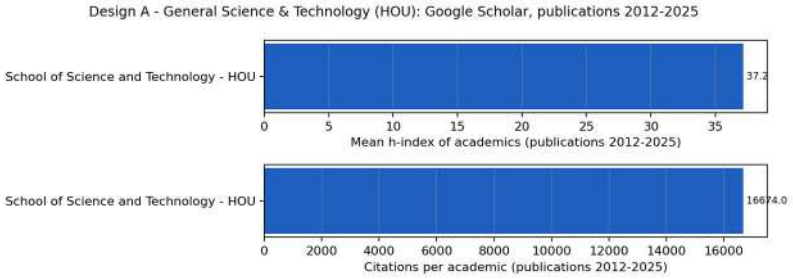

Figure 9. General science and technology (HOU): mean h-index of academics (top) and citations per academic (bottom), Google Scholar publications 2012-2025, design A.

Table 4l. Physics: Google Scholar lifetime indicators of academics (the exact 2012 design, all years to 29 August 2026). Cells give mean (SD) [median]. Departments ordered by mean lifetime h.

Department (Univ.)	N	Publications mean (SD)	Citations mean (SD)	h mean (SD) [median]	Mean i10
Department of Physics (UThessaly)	7	249.6 (427.3)	47,964.6 (122,840.8)	54.4 (93.0) [22.0]	187.9
Department of Physics (UoI)	24	257.0 (385.9)	30,023.5 (80,575.5)	53.7 (64.4) [34.0]	163.8
Department of Physics (NKUA)	32	229.4 (291.9)	18,580.4 (54,580.7)	44.5 (48.2) [31.5]	117.4
School of Physics (AUTH)	32	209.4 (249.1)	14,596.0 (56,703.4)	37.8 (44.2) [27.0]	103.2
Department of Physics (UoC)	14	202.5 (169.1)	8,352.1 (7,195.1)	37.4 (17.4) [35.5]	87.4
Department of Physics (UPatras)	12	93.5 (54.6)	2,546.0 (1,717.7)	25.6 (9.2) [25.0]	47.5
Department of Physics (Kavala) (DUTH)	2	15.5 (0.7)	168.0 (111.7)	6.0 (1.4) [6.0]	5.0

Table 4m. Chemistry: Google Scholar lifetime indicators of academics (the exact 2012 design, all years to 29 August 2026). Cells give mean (SD) [median]. Departments ordered by mean lifetime h.

Department (Univ.)	N	Publications mean (SD)	Citations mean (SD)	h mean (SD) [median]	Mean i10
Department of Chemistry (UoC)	12	120.2 (107.8)	6,304.8 (6,845.1)	35.1 (18.4) [34.0]	70.8
Department of Chemistry (NKUA)	27	159.7 (154.7)	5,804.1 (5,905.2)	34.8 (17.5) [29.0]	83.9
Department of Chemistry (UPatras)	19	129.1 (99.3)	5,319.2 (6,510.6)	31.7 (15.9) [29.0]	73.0
School of Chemistry (AUTH)	27	118.1 (103.1)	4,934.1 (5,085.3)	31.5 (17.2) [27.0]	68.9
Department of Chemistry (UoI)	15	90.4 (61.5)	4,113.8 (4,386.7)	27.7 (9.7) [24.0]	53.5
Department of Chemistry (Kavala) (DUTH)	13	72.6 (58.1)	1,767.2 (1,649.3)	17.5 (10.2) [18.0]	29.9

Table 4n. Mathematics: Google Scholar lifetime indicators of academics (the exact 2012 design, all years to 29 August 2026). Cells give mean (SD) [median]. Departments ordered by mean lifetime h.

Department (Univ.)	N	Publications mean (SD)	Citations mean (SD)	h mean (SD) [median]	Mean i10
Department of Mathematics and Applied Mathematics (UoC)	27	59.2 (50.1)	1,860.7 (2,473.7)	17.7 (9.8) [16.0]	27.3
Department of Mathematics (UoI)	11	65.0 (44.8)	1,216.9 (1,249.0)	15.7 (8.0) [16.0]	25.0
Department of Mathematics (UThessaly)	7	56.0 (33.8)	1,169.0 (967.4)	15.7 (7.4) [17.0]	24.1
Department of Mathematics (NKUA)	21	39.0 (32.7)	657.2 (804.6)	11.8 (6.6) [10.0]	14.8
Department of Mathematics (UPatras)	17	52.3 (67.2)	2,399.1 (8,251.9)	11.8 (11.8) [8.0]	19.5
Department of Mathematics (UoWM)	4	41.2 (51.2)	780.5 (1,227.7)	11.8 (9.5) [7.5]	12.8
Department of Mathematics (AUTH)	11	37.5 (35.0)	406.8 (345.0)	9.8 (4.0) [10.0]	11.7
Department of Mathematics (UAegean)	8	40.9 (48.0)	507.0 (706.5)	9.1 (6.0) [8.5]	11.4

Table 4o. Statistics and actuarial science: Google Scholar lifetime indicators of academics (the exact 2012 design, all years to 29 August 2026). Cells give mean (SD) [median]. Departments ordered by mean lifetime h.

Department (Univ.)	N	Publications mean (SD)	Citations mean (SD)	h mean (SD) [median]	Mean i10
Department of Statistics (AUEB)	13	64.6 (61.2)	1,962.8 (2,358.2)	17.5 (11.5) [13.0]	28.6
Department of Statistics and Insurance Science (UNIPI)	13	54.5 (50.0)	667.5 (568.5)	12.3 (6.8) [11.0]	17.4
Department of Statistics and Insurance Science (UoWM)	3	42.3 (10.6)	1,124.3 (1,216.3)	11.3 (4.2) [10.0]	14.0
Department of Statistics and Actuarial-Financial Mathematics (UAegean)	11	29.8 (19.9)	326.0 (407.6)	7.4 (4.2) [6.0]	7.0

Table 4p. Geosciences (geology, geography and marine sciences): Google Scholar lifetime indicators of academics (the exact 2012 design, all years to 29 August 2026). Cells give mean (SD) [median]. Departments ordered by mean lifetime h.

Department (Univ.)	N	Publications mean (SD)	Citations mean (SD)	h mean (SD) [median]	Mean i10
Department of Marine Sciences (UAegean)	11	123.8 (108.0)	4,692.1 (7,078.2)	28.0 (19.7) [22.0]	58.1
Department of Geology and Geoenvironment (NKUA)	23	157.4 (127.4)	2,851.4 (2,337.9)	27.0 (11.3) [25.0]	59.2
School of Geology (AUTH)	19	133.6 (76.7)	2,988.5 (2,526.8)	26.8 (12.0) [26.0]	50.5
Department of Geology (UPatras)	11	114.8 (38.6)	2,501.0 (1,589.6)	26.6 (8.8) [26.0]	49.4
Department of Geography (UAegean)	9	88.9 (73.3)	3,360.2 (4,624.6)	23.3 (19.0) [17.0]	37.3
Department of Geography (HUA)	13	88.1 (58.6)	1,758.5 (2,172.3)	18.0 (9.4) [15.0]	28.1

Table 4q. Materials science: Google Scholar lifetime indicators of academics (the exact 2012 design, all years to 29 August 2026). Cells give mean (SD) [median]. Departments ordered by mean lifetime h.

Department (Univ.)	N	Publications mean (SD)	Citations mean (SD)	h mean (SD) [median]	Mean i10
Department of Materials Science and Technology (UoC)	15	172.9 (115.0)	10,862.1 (14,871.7)	44.1 (22.4) [38.0]	94.6

Table 4r. General science and technology (HOU): Google Scholar lifetime indicators of academics (the exact 2012 design, all years to 29 August 2026). Cells give mean (SD) [median]. Departments ordered by mean lifetime h.

Department (Univ.)	N	Publications mean (SD)	Citations mean (SD)	h mean (SD) [median]	Mean i10
School of Science and Technology (HOU)	11	233.0 (428.3)	18,137.6 (52,468.8)	40.3 (58.0) [24.0]	133.6

N = academics with a public Google Scholar profile; TRS = tenured members on the roster, including those without a profile. m = h divided by years since first recorded publication (Eq. 2). Quartiles, minima and maxima of every metric are in the companion workbook (sheet 'dept_stats').

5A.3 Academic grade

Table 5a aggregates by grade, as in the 2012 study: in Physics the mean 2012-2025 h of professors is 37.80 against 25.17 for associate and assistant professors; in Chemistry the mean 2012-2025 h of professors is 25.20 against 19.26 for associate and assistant professors; in Mathematics the mean 2012-2025 h of professors is 9.42 against 8.51 for associate and assistant professors; in Statistics and actuarial science the mean 2012-2025 h of professors is 10.33 against 7.75 for associate and assistant professors; in Geosciences (geology, geography and marine sciences) the mean 2012-2025 h of professors is 23.05 against 16.28 for associate and assistant professors; in Materials science the mean 2012-2025 h of professors is 34.62 against 28.43 for associate and assistant professors; in General science and technology (HOU) the mean 2012-2025 h of professors is 54.17 against 16.80 for associate and assistant professors.

Table 5a. Indicators by academic grade and area, publications 2012-2025 (design A, Google Scholar).

Area	Grade	N	Pubs/academic	Cites/academic	Mean h	Median h
PHYS	Associate/Assistant professor	58	92.9	7,399	25.2	18.0
PHYS	Lecturer	1	162.0	2,582	26.0	26.0
PHYS	Professor	64	177.7	18,895	37.8	20.5
CHEM	Associate/Assistant professor	57	58.3	1,945	19.3	20.0
CHEM	Lecturer	2	9.5	43	2.5	2.5
CHEM	Professor	54	94.0	3,273	25.2	21.5
MATH	Associate/Assistant professor	61	28.2	539	8.5	7.0
MATH	Professor	45	32.7	453	9.4	9.0
STAT	Associate/Assistant professor	28	28.7	370	7.8	7.0
STAT	Professor	12	37.2	642	10.3	8.5
EARTH	Associate/Assistant professor	46	61.4	1,237	16.3	15.0
EARTH	Professor	40	113.1	2,455	23.1	21.5
MATSCI	Associate/Assistant professor	7	79.6	9,973	28.4	19.0
MATSCI	Professor	8	134.4	4,056	34.6	35.5
GEN	Associate/Assistant professor	5	55.0	1,106	16.8	16.0
GEN	Professor	6	306.0	29,648	54.2	24.5

Table 5b aggregates the same indicators at university level - the unit of the 2022 funding regulation - over every evaluated member of the university's natural-science and mathematics departments, and Table 5c gives the full distribution of the member-level metrics by area and nation-wide, so that the departmental means of Table 4 can be read against the quartiles of the individual values.

Table 5b. Indicators by university, over all evaluated members of the university's natural-science and mathematics departments, publications 2012-2025 (Google Scholar). Ordered by mean h 2012-2025.

University	Depts	TRS	N	Pubs 2012-25	Cites 2012-25	h 2012-25 (SD) [median]	i10
HOU	1	15	11	191.9 (382.3)	16,674 (50,213)	37.2 (58.7) [22.0]	111.3
UThessaly	2	20	14	118.2 (294.7)	20,561 (74,213)	29.2 (66.7) [9.5]	90.0
UoI	3	114	50	109.5 (234.6)	11,747 (46,307)	28.8 (45.1) [18.0]	70.7
NKUA	4	188	103	102.3 (154.8)	5,140 (25,928)	23.3 (27.3) [18.0]	50.1
AUTH	4	167	89	93.9 (140.4)	5,165 (28,475)	22.8 (27.6) [18.0]	47.2
All	33	885	494	82.7 (146.2)	4,941 (26,879)	20.7 (27.9) [16.0]	42.3
UoC	4	98	68	68.8 (71.1)	2,734 (7,435)	19.3 (15.2) [17.0]	32.3
UPatras	4	100	59	58.5 (41.5)	1,767 (2,856)	16.9 (10.9) [16.0]	27.1
HUA	1	20	13	67.1 (45.0)	1,395 (2,103)	16.1 (8.1) [15.0]	22.9
DUTH	2	30	15	49.3 (43.9)	1,181 (1,411)	14.1 (10.6) [12.0]	21.9
UAegean	4	80	39	48.8 (57.6)	1,306 (3,179)	12.8 (13.2) [8.0]	19.0
AUEB	1	22	13	33.7 (27.4)	610 (588)	10.3 (5.8) [9.0]	12.9
UoWM	2	11	7	31.4 (22.3)	640 (860)	9.0 (3.6) [8.0]	8.9
UNIPI	1	20	13	33.5 (33.6)	289 (253)	7.9 (4.6) [8.0]	8.8

Table 5c. Distribution of the member-level metrics (Google Scholar, publications 2012-2025), by area and nation-wide.

Area	Metric	N	Mean	SD	Median	Q1	Q3	Min	Max
PHYS	h 2012-2025	123	31.8	46.9	19.0	15.0	28.5	0	259
PHYS	i10 2012-2025	123	80.6	198.7	32.0	21.0	48.5	0	1,120
PHYS	citations 2012-2025	123	13,341.5	50,506.8	1,598.0	827.5	2,959.5	0	278,390
PHYS	publications 2012-2025	123	137.6	238.9	67.0	45.5	119.5	1	1,332
PHYS	h lifetime	123	41.8	49.3	28.0	21.0	42.0	2	264
PHYS	i10 lifetime	123	114.7	220.4	58.0	32.5	96.0	0	1,224
PHYS	citations lifetime	123	18,421.0	60,565.2	3,332.0	1,624.5	6,763.5	6	326,523
PHYS	publications lifetime	123	210.9	283.5	127.0	84.0	214.5	4	1,541
CHEM	h 2012-2025	113	21.8	12.9	20.0	13.0	27.0	1	81
CHEM	i10 2012-2025	113	40.6	40.3	30.0	16.0	49.0	1	283
CHEM	citations 2012-2025	113	2,546.2	3,324.0	1,427.0	659.0	2,829.0	36	23,141
CHEM	publications 2012-2025	113	74.5	74.6	49.0	32.0	86.0	2	540
CHEM	h lifetime	113	30.6	16.3	27.0	21.0	37.0	3	93
CHEM	i10 lifetime	113	66.8	59.6	49.0	32.0	80.0	2	347
CHEM	citations lifetime	113	4,879.1	5,465.3	2,878.0	1,493.0	5,622.0	45	28,862
CHEM	publications lifetime	113	121.2	111.2	85.0	54.0	145.0	6	690
MATH	h 2012-2025	106	8.9	6.4	8.0	5.0	11.0	0	42
MATH	i10 2012-2025	106	10.6	14.2	7.0	3.0	13.0	0	104
MATH	citations 2012-2025	106	502.6	1,305.8	202.0	95.5	412.0	0	12,607
MATH	publications 2012-2025	106	30.1	30.5	20.5	12.0	37.8	1	179
MATH	h lifetime	106	13.6	8.8	11.0	7.2	17.8	0	54
MATH	i10 lifetime	106	19.8	22.4	12.5	7.0	27.8	0	166
MATH	citations lifetime	106	1,302.3	3,578.7	418.0	202.0	1,120.0	0	34,380
MATH	publications lifetime	106	50.2	47.0	35.5	23.0	58.5	1	295
STAT	h 2012-2025	40	8.5	5.0	7.0	4.8	12.2	0	24
STAT	i10 2012-2025	40	9.5	9.3	6.0	3.8	13.2	0	40
STAT	citations 2012-2025	40	451.6	547.6	266.0	132.0	512.8	0	2,460
STAT	publications 2012-2025	40	31.2	26.0	22.5	16.0	36.5	0	124
STAT	h lifetime	40	12.6	8.7	10.0	7.8	16.2	0	47
STAT	i10 lifetime	40	17.9	20.4	11.5	5.8	23.0	0	104
STAT	citations lifetime	40	1,028.8	1,550.3	464.5	212.8	1,262.2	0	8,469
STAT	publications lifetime	40	50.1	47.2	34.5	26.5	52.5	1	209
EARTH	h 2012-2025	86	19.4	10.6	18.0	12.0	24.0	1	70
EARTH	i10 2012-2025	86	32.6	28.3	25.0	13.5	42.8	0	196
EARTH	citations 2012-2025	86	1,803.3	2,487.0	1,008.0	517.0	2,124.5	4	19,115
EARTH	publications 2012-2025	86	85.5	65.1	74.0	39.2	109.0	3	345
EARTH	h lifetime	86	25.3	13.3	23.0	16.0	32.0	1	81
EARTH	i10 lifetime	86	48.9	40.3	42.5	22.2	59.5	0	251
EARTH	citations lifetime	86	2,960.3	3,506.3	1,911.0	995.0	3,514.2	4	25,017
EARTH	publications lifetime	86	124.8	93.0	106.0	59.5	148.0	6	461
MATSCI	h 2012-2025	15	31.7	21.4	28.0	20.5	37.0	9	99
MATSCI	i10 2012-2025	15	56.4	43.9	42.0	26.5	76.0	9	173
MATSCI	citations 2012-2025	15	6,816.9	15,048.8	2,677.0	1,447.5	5,013.5	680	60,872
MATSCI	publications 2012-2025	15	108.8	78.4	88.0	49.0	149.0	22	292
MATSCI	h lifetime	15	44.1	22.4	38.0	29.0	57.0	13	99
MATSCI	i10 lifetime	15	94.6	64.7	85.0	44.0	123.5	13	243
MATSCI	citations lifetime	15	10,862.1	14,871.7	5,626.0	4,152.0	11,802.5	1,237	61,867
MATSCI	publications lifetime	15	172.9	115.0	159.0	78.5	256.5	35	428
GEN	h 2012-2025	11	37.2	58.7	22.0	15.5	25.5	6	213
GEN	i10 2012-2025	11	111.3	260.1	35.0	22.5	50.5	3	894
GEN	citations 2012-2025	11	16,674.0	50,212.6	1,370.0	824.5	2,646.0	102	168,044

Area	Metric	N	Mean	SD	Median	Q1	Q3	Min	Max
GEN	publications 2012-2025	11	191.9	382.3	58.0	55.0	108.0	34	1,338
GEN	h lifetime	11	40.3	58.0	24.0	17.5	31.5	6	213
GEN	i10 lifetime	11	133.6	291.4	41.0	28.5	80.5	3	1,008
GEN	citations lifetime	11	18,137.6	52,468.8	1,538.0	1,187.5	4,284.0	102	176,245
GEN	publications lifetime	11	233.0	428.3	78.0	74.0	157.5	39	1,510
All	h 2012-2025	494	20.7	27.9	16.0	9.0	23.0	0	259
All	i10 2012-2025	494	42.3	112.0	22.0	9.0	39.0	0	1,120
All	citations 2012-2025	494	4,940.9	26,879.2	908.0	320.2	2,167.5	0	278,390
All	publications 2012-2025	494	82.7	146.2	47.0	25.0	88.0	0	1,338
All	h lifetime	494	28.0	30.4	22.0	13.0	33.0	0	264
All	i10 lifetime	494	63.9	128.4	37.0	16.0	64.0	0	1,224
All	citations lifetime	494	7,314.5	32,110.7	1,894.0	660.2	4,426.0	0	326,523
All	publications lifetime	494	127.2	181.0	79.0	42.0	147.8	1	1,541

Figure 10 shows the full distributions behind Table 5a: the professorial median exceeds the associate/assistant median in the large areas, but the boxes overlap widely, so grade explains only part of the individual variation.

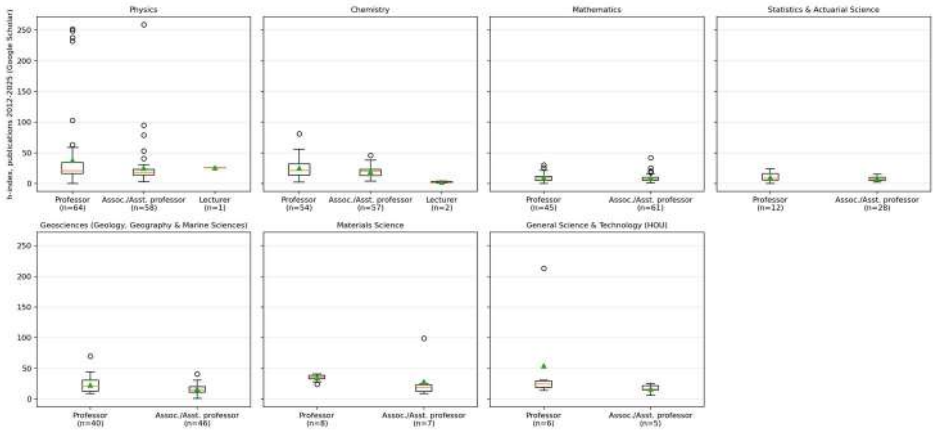

Figure 10. Distribution of the 2012-2025 h-index by academic grade and area (Google Scholar; box = interquartile range, line = median, triangle = mean).

5A.4 Public reporting of scientific activity and research impact

Table 6 repeats the test of the 2012 study with the 2026 operationalisation: the reporting variable is the public ORCID iD and the metric the OpenAlex h-index over 2012-2025. Academics with a public ORCID iD have a higher mean h than those without in 3 of the 7 areas with enough members to test, and the difference is significant at the 5% level in 0.

Table 6. Mann-Whitney U test of the 2012-2025 h-index between academics with and without a public ORCID iD, by area (design A, Eq. 4).

Area	n with ORCID	n without	Mean h with	Mean h without	U	p-value	α = 0.05
PHYS	90	33	28.78	39.85	1,555.0	0.6913	ns
CHEM	63	50	21.83	21.78	1,507.0	0.6962	ns
MATH	78	28	8.83	9.07	1,181.0	0.5249	ns
STAT	28	12	8.32	9.00	176.5	0.8124	ns
EARTH	52	34	20.35	18.03	989.5	0.3532	ns
MATSCI	12	3	27.92	47.00	16.0	0.8284	ns
GEN	7	4	49.14	16.25	22.0	0.1636	ns

The 2012 study used website reporting as the variable; in 2026 nearly every department page links to a profile, so the public ORCID iD replaces it (Section 3A). Departments are tested in the companion workbook.

5A.5 Individual ranking of faculty members (extension of design A)

Figure 11 gives the distribution of the individual h-index by area and the concentration of citations: in each area a small top share of academics holds most of the 2012-2025 citations, which is why the department means of Table 4 are driven by a minority of members.

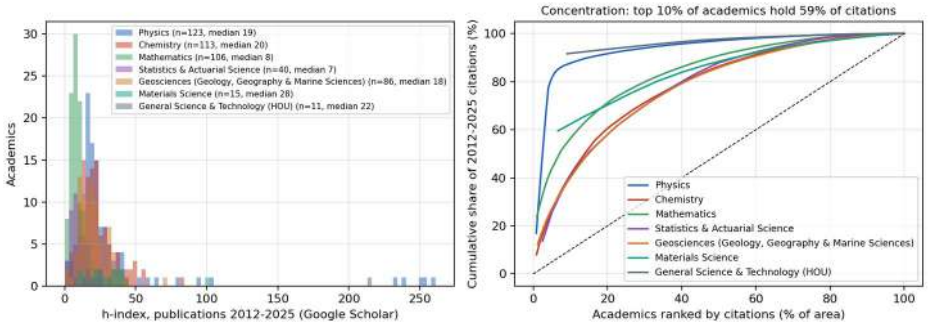

Figure 11. Left: distribution of the 2012-2025 h-index of academics by area (Google Scholar). Right: cumulative share of 2012-2025 citations held by academics ranked by citations within area.

Table 7 lists, for each area, the twenty academics with the highest h-index on their 2012-2025 publications, with their rank within department, within the university's natural-science and mathematics departments, within area and nation-wide, and the composite rank (Eq. 10). The complete ranking of all matched members, department by department, is given in Section 5E.

Table 7a. Physics: top-20 academics by h-index, publications 2012-2025 (design A). Ranks: dept / univ / area / all; composite = harmonic mean of the three metric ranks within the area.

Academic	Department (Univ.)	Grade	h	Cites	Pubs	Rank h d/u/a/all	Comp. (area)	Lifetime h / i10 / cites	Conf.
Bachas Kostantinos	Department of Physics (UThessaly)	Assoc.	259	278,390	1,134	1/1/1/1	1.4	264 / 1,112 / 326,523	H
Kordas Konstantinos	School of Physics (AUTH)	Prof.	252	269,478	1,227	1/1/2/2	2.2	262 / 1,113 / 324,234	L
Saoulidou Niki	Department of Physics (NKUA)	Prof.	249	257,297	1,332	1/1/3/3	1.8	263 / 1,224 / 294,067	H
Kokkas Panagiotis	Department of Physics (UoI)	Prof.	238	247,864	1,257	1/1/4/4	3.0	253 / 1,206 / 301,621	H
Papadopoulos Ioannis	Department of Physics (UoI)	Prof.	232	220,748	1,185	2/2/5/5	4.6	248 / 1,020 / 277,605	H
Mertzimekis Theodoros	Department of Physics (NKUA)	Prof.	103	58,512	490	2/2/6/7	6.0	135 / 277 / 85,205	H
Evangelou Evangelos	Department of Physics (UoI)	Assoc.	95	38,814	267	3/3/7/9	8.0	109 / 240 / 46,425	H
Vellidis Konstantinos	Department of Physics (NKUA)	Assoc.	79	23,589	327	3/4/8/11	8.6	132 / 428 / 94,710	H
Volos Christos	School of Physics (AUTH)	Prof.	63	12,300	376	2/2/9/13	8.5	63 / 224 / 12,742	L
Stergioulas Nikolaos	School of Physics (AUTH)	Prof.	59	14,372	183	3/3/10/14	10.8	77 / 169 / 21,926	H
Tzounis Lazaros	Department of Physics (UoI)	Assoc.	53	7,311	120	4/4/11/17	15.0	53 / 96 / 7,313	H
Goudos Sotirios	School of Physics (AUTH)	Prof.	42	7,813	339	4/8/12/26	10.5	48 / 175 / 9,725	H
Petropoulou Maria	Department of Physics (NKUA)	Asst.	41	6,539	204	4/8/13/28	14.2	41 / 107 / 6,663	H
Floudas Georgios	Department of Physics (UoI)	Prof.	41	4,540	158	5/6/13/28	17.4	64 / 245 / 14,317	H
Papadakis Iosif	Department of Physics (UoC)	Prof.	40	6,403	135	1/3/15/32	18.6	64 / 171 / 13,852	L
Zezas Andreas	Department of Physics (UoC)	Prof.	39	6,541	340	2/6/16/36	11.8	64 / 208 / 16,314	L
Pavlidou Vasiliki	Department of Physics (UoC)	Prof.	38	4,894	170	3/7/17/37	17.7	62 / 143 / 20,114	H
Kazantzidis Andreas	Department of Physics (UPatras)	Prof.	37	3,821	163	1/3/18/42	20.2	43 / 97 / 5,447	H
Tassis Konstantinos	Department of Physics (UoC)	Prof.	36	4,394	157	4/9/19/44	20.9	44 / 107 / 6,004	H
Balis Dimitrios	School of Physics (AUTH)	Prof.	36	3,640	237	5/11/19/44	18.0	67 / 172 / 12,515	L

Table 7b. Chemistry: top-20 academics by h-index, publications 2012-2025 (design A). Ranks: dept / univ / area / all; composite = harmonic mean of the three metric ranks within the area.

Academic	Department (Univ.)	Grade	h	Cites	Pubs	Rank h d/u/a/all	Comp. (area)	Lifetime h / i10 / cites	Conf.
Thomaidis Nikolaos	Department of Chemistry (NKUA)	Prof.	81	23,141	540	1/3/1/10	1.0	93 / 347 / 28,862	H
Karamanos Nikos	Department of Chemistry (UPatras)	Prof.	56	15,153	171	1/1/2/15	2.8	77 / 297 / 27,523	H
Konstantinos Triantafyllidis	School of Chemistry (AUTH)	Prof.	56	9,995	207	1/4/2/15	3.6	69 / 158 / 13,124	H
Lianidou Evi	Department of Chemistry (NKUA)	Prof.	50	7,541	225	2/5/4/18	5.7	66 / 174 / 13,603	H
Georgios Theodoridis	School of Chemistry (AUTH)	Prof.	48	9,586	266	2/5/5/19	4.3	65 / 227 / 18,528	H
Kokotos Christoforos	Department of Chemistry (NKUA)	Prof.	48	6,710	183	3/6/5/19	7.7	52 / 132 / 7,637	H
Dimitrios Achilias	School of Chemistry (AUTH)	Prof.	47	5,616	176	3/6/7/21	10.1	67 / 182 / 15,745	H
Terzopoulou Zoi	Department of Chemistry (UoI)	Asst.	46	5,999	112	1/5/8/22	11.7	46 / 101 / 6,003	H
Proestos Charalampos	Department of Chemistry (NKUA)	Prof.	44	8,596	310	4/7/9/23	4.0	49 / 162 / 12,020	H
Margaritis Kostoglou	School of Chemistry (AUTH)	Prof.	43	6,698	228	4/7/10/25	7.7	61 / 229 / 12,316	H
Kanakidou Maria	Department of Chemistry (UoC)	Prof.	40	7,795	240	1/3/11/32	6.4	71 / 150 / 23,589	H
Tzakos Andreas	Department of Chemistry (UoI)	Prof.	40	6,070	222	2/7/11/32	9.5	46 / 143 / 7,573	H
Ioannis Katsounaros	School of Chemistry (AUTH)	Assoc.	38	10,983	90	5/10/13/37	6.7	47 / 67 / 13,214	H
Valdramidis Vasilis	Department of Chemistry (NKUA)	Assoc.	37	5,584	203	5/11/14/42	12.6	49 / 116 / 9,904	H
Theocharis Achilleas	Department of Chemistry (UPatras)	Prof.	36	10,669	71	2/4/15/44	8.7	56 / 106 / 16,485	H
Tsoupras Alexandros	Department of Chemistry (Kavala) (DUTH)	Asst.	36	5,087	128	1/1/15/44	16.2	37 / 100 / 5,622	H
Mavromoustakos Thomas	Department of Chemistry (NKUA)	Prof.	33	3,743	205	6/13/17/56	13.6	50 / 235 / 9,642	H

Academic	Department (Univ.)	Grade	h	Cites	Pubs	Rank h d/u/a/all	Comp. (area)	Lifetime h / i10 / cites	Conf.
Tolkou Athanasia	Department of Chemistry (Kavala) (DUTH)	Asst.	33	2,887	93	2/2/17/56	21.0	33 / 59 / 2,914	H
Froudakis Georgios	Department of Chemistry (UoC)	Prof.	32	5,577	93	2/13/19/60	18.7	57 / 156 / 14,407	H
Piperigkou Zoi	Department of Chemistry (UPatras)	Asst.	32	5,124	61	3/6/19/60	22.5	32 / 49 / 5,158	H

Table 7c. Mathematics: top-20 academics by h-index, publications 2012-2025 (design A). Ranks: dept / univ / area / all; composite = harmonic mean of the three metric ranks within the area.

Academic	Department (Univ.)	Grade	h	Cites	Pubs	Rank h d/u/a/all	Comp. (area)	Lifetime h / i10 / cites	Conf.
Kotsiantis Sotirios	Department of Mathematics (UPatras)	Assoc.	42	12,607	179	1/2/1/26	1.0	54 / 166 / 34,380	H
Harmandaris Vagelis	Department of Mathematics and Applied Mathematics (UoC)	Prof.	30	2,805	149	1/14/2/70	2.2	44 / 94 / 7,430	H
Efremidis Nikolaos	Department of Mathematics and Applied Mathematics (UoC)	Prof.	26	3,055	88	2/18/3/96	3.0	40 / 83 / 11,394	H
Arampatzis George	Department of Mathematics and Applied Mathematics (UoC)	Asst.	25	2,473	123	3/19/4/106	3.6	29 / 63 / 3,397	H
Xenos Michail	Department of Mathematics (UoI)	Prof.	21	1,547	82	1/17/5/153	5.9	30 / 59 / 3,564	H
Skouri Konstantina	Department of Mathematics (UoI)	Prof.	21	1,531	51	1/17/5/153	7.3	29 / 51 / 3,488	H
Zarikas Vasileios	Department of Mathematics (UThessaly)	Asst.	20	1,897	79	1/4/7/166	6.4	27 / 48 / 2,555	H
Kontou Panagiota	Department of Mathematics (UThessaly)	Asst.	19	1,494	62	2/5/8/182	8.8	19 / 35 / 1,495	H
Giannoulis Ioannis	Department of Mathematics (UoI)	Assoc.	18	1,039	116	3/24/9/195	7.1	18 / 34 / 1,123	M
Frantzikinakis Nikos	Department of Mathematics and Applied Mathematics (UoC)	Prof.	17	812	35	4/30/10/214	14.9	26 / 37 / 1,650	H
Raptopoulos Christoforos	Department of Mathematics (UPatras)	Asst.	16	862	60	2/28/11/231	12.5	18 / 32 / 1,043	H
Kakariadis Evgenios	Department of Mathematics (NKUA)	Prof.	16	577	42	1/58/11/231	15.6	16 / 22 / 587	H
Triantafyllou Sofia	Department of Mathematics and Applied Mathematics (UoC)	Asst.	15	978	40	5/36/13/250	13.4	16 / 19 / 1,095	H
Nikolopoulos Christos	Department of Mathematics (UAegean)	Prof.	15	750	123	1/12/13/250	6.3	18 / 36 / 1,154	H
Kalogiratou Zacharoula	Department of Mathematics (UoWM)	Prof.	13	976	73	1/2/15/281	11.2	26 / 34 / 2,621	H
Psaroudakis Chrysostomos	Department of Mathematics (AUTH)	Assoc.	13	869	27	1/60/15/281	17.8	13 / 17 / 869	H
Athanasiadis Christos	Department of Mathematics (NKUA)	Prof.	13	642	32	2/70/15/281	20.2	28 / 49 / 2,356	H
Papadopoulos Charis	Department of Mathematics (UoI)	Prof.	13	412	35	4/36/15/281	21.7	18 / 38 / 881	H
Komineas Stavros	Department of Mathematics and Applied Mathematics (UoC)	Prof.	12	667	39	6/41/19/306	20.2	28 / 47 / 2,955	H
Arvanitogeorgos Andreas	Department of Mathematics (UPatras)	Prof.	12	518	54	3/38/19/306	17.9	20 / 32 / 1,652	L

Table 7d. Statistics and actuarial science: top-20 academics by h-index, publications 2012-2025 (design A). Ranks: dept / univ / area / all; composite = harmonic mean of the three metric ranks within the area.

Academic	Department (Univ.)	Grade	h	Cites	Pubs	Rank h d/u/a/all	Comp. (area)	Lifetime h / i10 / cites	Conf.
Karlis Dimitrios	Department of Statistics (AUEB)	Prof.	24	2,154	91	1/1/1/114	1.5	47 / 104 / 8,469	L
Konstantinidis Dimitrios	Department of Statistics and Actuarial-Financial Mathematics (UAegean)	Prof.	17	1,486	35	1/9/2/214	3.2	17 / 23 / 1,487	M
Tsiamyrtzis Panagiotis	Department of Statistics (AUEB)	Prof.	17	1,294	76	2/2/2/214	2.8	28 / 58 / 3,553	H
Dellaportas Petros	Department of Statistics (AUEB)	Prof.	16	849	73	3/3/4/231	4.5	31 / 69 / 4,657	H
Mallidis Ioannis	Department of Statistics and Insurance Science (UoWM)	Assoc.	15	2,460	42	1/1/5/250	2.3	16 / 22 / 2,528	H
Rakitzis Athanasios	Department of Statistics and Insurance Science (UNIPI)	Assoc.	15	669	56	1/1/5/250	6.2	18 / 29 / 940	H
Karagrigoriou Alexandros	Department of Statistics and Insurance Science (UNIPI)	Assoc.	13	647	124	2/2/7/281	2.4	18 / 37 / 1,635	H
Verropoulou Georgia	Department of Statistics and Insurance Science (UNIPI)	Prof.	13	521	41	2/2/7/281	8.8	24 / 32 / 1,729	H
Katsampoxakis Ioannis	Department of Statistics and Actuarial-Financial Mathematics (UAegean)	Asst.	13	510	27	2/14/7/281	10.0	13 / 14 / 513	H
Triantafyllou Ioannis	Department of Statistics and Insurance Science (UNIPI)	Assoc.	13	490	69	2/2/7/281	7.6	15 / 27 / 806	H
Papastamoulis Panagiotis	Department of Statistics (AUEB)	Assoc.	12	650	28	4/4/11/306	10.4	13 / 15 / 833	H
Thomadakis Christos	Department of Statistics (AUEB)	Asst.	10	914	26	5/5/12/342	8.7	10 / 10 / 918	H
Vrontos Ioannis	Department of Statistics (AUEB)	Assoc.	10	443	24	5/5/12/342	14.6	18 / 23 / 1,437	H
Androulakis Emmanouil	Department of Statistics and Insurance Science (UNIPI)	Asst.	9	483	30	5/5/14/361	12.9	11 / 11 / 520	H
Perrakis Konstantinos	Department of Statistics (AUEB)	Asst.	9	410	21	7/7/14/361	17.1	9 / 8 / 412	H
Psarrakos Georgios	Department of Statistics and Insurance Science (UNIPI)	Prof.	9	409	29	5/5/14/361	14.5	10 / 12 / 481	H
Panousis Konstantinos Panagiotis	Department of Statistics (AUEB)	Asst.	9	365	16	7/7/14/361	18.6	9 / 9 / 365	H
Bersimis Fragkiskos	Department of Statistics and Insurance Science (UoWM)	Asst.	8	463	42	2/3/18/382	11.9	8 / 8 / 463	L
Iliopoulos Georgios	Department of Statistics and Insurance Science (UNIPI)	Prof.	8	188	16	7/7/18/382	22.8	21 / 34 / 1,239	H
Kalligiannaki Evangelia	Department of Statistics and Actuarial-Financial Mathematics (UAegean)	Assoc.	7	200	24	3/24/20/399	20.1	7 / 5 / 213	H

Table 7e. Geosciences (geology, geography and marine sciences): top-20 academics by h-index, publications 2012-2025 (design A). Ranks: dept / univ / area / all; composite = harmonic mean of the three metric ranks within the area.

Academic	Department (Univ.)	Grade	h	Cites	Pubs	Rank h d/u/a/all	Comp. (area)	Lifetime h / i10 / cites	Conf.
Katsanevakis Stelios	Department of Marine Sciences (UAegean)	Prof.	70	19,115	315	1/1/1/12	1.2	81 / 251 / 25,017	H
Petanidou Theodora	Department of Geography (UAegean)	Prof.	44	6,201	144	1/2/2/23	3.5	65 / 142 / 14,390	H
Nerantzis Kazakis	School of Geology (AUTH)	Asst.	41	7,272	111	1/9/3/28	4.1	42 / 69 / 7,452	H
Nomikou Paraskevi	Department of Geology and Geoenvironment (NKUA)	Prof.	38	4,747	345	1/9/4/37	2.2	44 / 129 / 6,110	H
Nastos Panagiotis	Department of Geology and Geoenvironment (NKUA)	Prof.	38	4,054	263	1/9/4/37	4.9	50 / 146 / 8,574	H
Prodromos Zanis	School of Geology (AUTH)	Prof.	34	5,050	177	2/13/6/52	6.1	52 / 118 / 9,079	H
Vallianatos Filippos	Department of Geology and Geoenvironment (NKUA)	Prof.	34	3,537	273	3/12/6/52	5.1	52 / 178 / 8,759	H
Eleni Katragkou	School of Geology (AUTH)	Prof.	33	4,966	154	3/15/8/56	7.4	36 / 69 / 5,642	H
Bathrellos Georgios	Department of Geology (UPatras)	Prof.	33	4,234	66	1/5/8/56	11.1	38 / 58 / 5,173	H
Konstantinos Voudouris	School of Geology (AUTH)	Prof.	32	3,864	124	4/16/10/60	11.2	41 / 100 / 5,895	H
Antonarakou Asimina	Department of Geology and Geoenvironment (NKUA)	Prof.	32	2,557	184	4/14/10/60	9.4	36 / 86 / 4,235	L
Drakou Evangelia	Department of Geography (HUA)	Assoc.	31	8,034	74	1/1/12/65	4.9	32 / 44 / 8,131	H
Topouzelis Konstantinos N.	Department of Marine Sciences (UAegean)	Assoc.	30	3,931	106	2/3/13/70	13.7	35 / 65 / 5,494	H
Diakakis Michalis	Department of Geology and Geoenvironment (NKUA)	Asst.	30	3,093	99	5/16/13/70	16.0	31 / 58 / 3,361	H
Tscheulin Thomas	Department of Geography (UAegean)	Asst.	30	2,784	80	2/3/13/70	17.6	40 / 53 / 6,531	L
Chalkias Christos	Department of Geography (HUA)	Prof.	30	2,665	109	2/2/13/70	16.4	33 / 69 / 3,344	H
Voudouris Panagiotis	Department of Geology and Geoenvironment (NKUA)	Prof.	28	3,083	233	6/21/17/82	9.1	34 / 129 / 4,910	H
Marios Karaoulis	School of Geology (AUTH)	Asst.	27	2,678	91	5/19/18/90	20.2	28 / 39 / 2,962	H
Kouli Katerina	Department of Geology and Geoenvironment (NKUA)	Prof.	26	2,630	104	7/28/19/96	20.5	34 / 55 / 3,556	H
Kapetanidis Vasileios	Department of Geology and Geoenvironment (NKUA)	Asst.	26	1,903	109	7/28/19/96	21.6	27 / 53 / 1,956	L

Table 7f. Materials science: top-20 academics by h-index, publications 2012-2025 (design A). Ranks: dept / univ / area / all; composite = harmonic mean of the three metric ranks within the area.

Academic	Department (Univ.)	Grade	h	Cites	Pubs	Rank h d/u/a/all	Comp. (area)	Lifetime h / i10 / cites	Conf.
Stoumpos Konstantinos	Department of Materials Science and Technology (UoC)	Assoc.	99	60,872	292	1/1/1/8	1.0	99 / 191 / 61,867	L
Vlassopoulos Dimitris	Department of Materials Science and Technology (UoC)	Prof.	41	5,253	212	2/2/2/28	2.4	70 / 243 / 15,368	M
Armatas Gerasimos	Department of Materials Science and Technology (UoC)	Prof.	40	5,286	111	3/3/3/32	3.7	48 / 119 / 7,830	H
Kafesaki Maria	Department of Materials Science and Technology (UoC)	Prof.	38	5,753	189	4/7/4/37	2.8	61 / 145 / 16,417	H
Chatzinikolaidou Maria	Department of Materials Science and Technology (UoC)	Prof.	36	3,275	123	5/9/5/44	5.9	38 / 85 / 4,137	L
Tzortzakis Stelios	Department of Materials Science and Technology (UoC)	Prof.	35	4,774	159	6/11/6/49	4.9	56 / 123 / 13,268	H
Vamvakaki Maria	Department of Materials Science and Technology (UoC)	Prof.	35	3,825	139	6/11/6/49	5.6	58 / 124 / 10,337	H
Petekidis Giorgos	Department of Materials Science and Technology (UoC)	Prof.	28	2,677	66	8/16/8/82	8.8	44 / 89 / 7,147	L
Glynos Emmanouil	Department of Materials Science and Technology (UoC)	Asst.	25	2,263	69	9/19/9/106	9.6	29 / 50 / 2,876	H
Mitraki Anna	Department of Materials Science and Technology (UoC)	Prof.	24	1,602	76	10/21/10/114	9.9	38 / 72 / 5,330	H
Papazoglou Dimitris	Department of Materials Science and Technology (UoC)	Assoc.	22	2,409	88	11/24/11/136	9.2	38 / 75 / 5,626	H
Velonia Kelly	Department of Materials Science and Technology (UoC)	Assoc.	19	1,293	32	12/29/12/182	12.0	29 / 38 / 4,167	H
Remediakis Giannis	Department of Materials Science and Technology (UoC)	Assoc.	14	1,100	25	13/37/13/272	13.7	26 / 34 / 5,459	H
Tzeranis Dimitrios	Department of Materials Science and Technology (UoC)	Asst.	11	680	22	14/44/14/320	14.7	15 / 18 / 1,237	H
Filippidi Emmanouela	Department of Materials Science and Technology (UoC)	Asst.	9	1,192	29	15/49/15/361	13.6	13 / 13 / 1,866	H

Table 7g. General science and technology (HOU): top-20 academics by h-index, publications 2012-2025 (design A). Ranks: dept / univ / area / all; composite = harmonic mean of the three metric ranks within the area.

Academic	Department (Univ.)	Grade	h	Cites	Pubs	Rank h d/u/a/all	Comp. (area)	Lifetime h / i10 / cites	Conf.
Leisos Antonios	School of Science and Technology (HOU)	Prof.	213	168,044	1,338	1/1/1/6	1.0	213 / 1,008 / 176,245	L
Kalavrouziotis Ioannis	School of Science and Technology (HOU)	Prof.	31	2,649	133	2/2/2/65	2.6	35 / 96 / 5,393	H
Bourikas Kyriakos	School of Science and Technology (HOU)	Prof.	26	2,905	58	3/3/3/96	3.0	37 / 80 / 5,474	H
Kokkinos Petros	School of Science and Technology (HOU)	Assoc.	25	2,643	57	4/4/4/106	4.8	28 / 49 / 3,018	H
Kalles Dimitrios	School of Science and Technology (HOU)	Prof.	23	2,261	173	5/5/5/121	3.3	28 / 81 / 3,175	L
Spella Magdalini	School of Science and Technology (HOU)	Asst.	22	1,370	73	6/6/6/136	5.6	24 / 28 / 1,538	H
Papagiannopoulos Georgios	School of Science and Technology (HOU)	Prof.	18	880	83	7/7/7/195	5.8	21 / 41 / 1,425	H
Balomenos Georgios	School of Science and Technology (HOU)	Assoc.	16	769	53	8/8/8/231	8.6	16 / 22 / 769	H
Sgourou Argyro	School of Science and Technology (HOU)	Assoc.	15	644	58	9/9/9/250	7.9	19 / 32 / 1,013	H
Chatzigeorgiou Georgios	School of Science and Technology (HOU)	Prof.	14	1,147	51	10/10/10/272	8.8	16 / 29 / 1,362	M
Protopapas Eleftherios	School of Science and Technology (HOU)	Asst.	6	102	34	11/11/11/419	11.0	6 / 3 / 102	H

Conf. = match confidence (H/M/L). Ties share the minimum rank.

5A.6 Field-specific cross-check: Research.com Best Scientists, Greece (2026)

Because design A is author-level, the natural discipline-specific counterpart for the natural sciences and mathematics is Research.com's Best Scientists national ranking, which ranks scientists per discipline and country on the D-index (h-index restricted to the discipline's publications and citations) computed from OpenAlex and CrossRef data. Five of its discipline lists for Greece cover this chapter's areas - chemistry (87 listed scientists), materials-science (45 listed scientists), earth-science (19 listed scientists), mathematics (12 listed scientists), physics (5 listed scientists) - 168 listed scientists in total, of whom 23 are members of our roster (26 list entries, since a member can appear in more than one discipline list). Table 8 gives the roster members found, ordered by their best national rank. The Greek lists in these disciplines are short - physics carries five entries nationally and mathematics twelve, verified against the live pages - and they include research-centre and engineering-school scientists outside this scope, so the coverage is structurally thinner than the roster; the ranking covers registered, listed scientists only and complements rather than replaces the roster-based designs.

Table 8. Faculty members listed in the Research.com Best Scientists rankings for Greece (2026 edition; 23 of the 885 roster members), ordered by best national rank.

Member	Department (Univ.)	Area	Best discipline list	Nat. rank	World rank	D-index	Citations	Lists	Conf.
Dimitrios Bikiaris	School of Chemistry (AUTH)	CHEM	materials-science	1	1,014	100	33,806	2	HIGH
Thomaidis Nikolaos	Department of Chemistry (NKUA)	CHEM	chemistry	5	2,451	85	22,643	1	HIGH
Vallianatos Filippos	Department of Geology and Geoenvironment (NKUA)	EARTH	earth-science	5	4,600	43	6,837	1	HIGH
Kyzas Georgios	Department of Chemistry (Kavala) (DUTH)	CHEM	chemistry	6	2,576	84	21,692	1	HIGH
Koukouvelas Ioannis	Department of Geology (UPatras)	EARTH	earth-science	6	5,531	40	4,153	1	HIGH
Nomikou Paraskevi	Department of Geology and Geoenvironment (NKUA)	EARTH	earth-science	8	5,816	39	4,751	1	HIGH
Karlis Dimitrios	Department of Statistics (AUEB)	STAT	mathematics	9	2,084	38	5,900	1	HIGH
Vlassopoulos Dimitris	Department of Materials Science and Technology (UoC)	MATSCI	materials-science	10	5,258	66	13,510	1	MEDIUM
Dimitrios Achilias	School of Chemistry (AUTH)	CHEM	materials-science	13	6,044	63	13,021	2	HIGH
Floudas Georgios	Department of Physics (UoI)	PHYS	materials-science	14	6,376	62	11,455	2	HIGH
Kafesaki Maria	Department of Materials Science and Technology (UoC)	MATSCI	materials-science	19	7,901	56	13,693	1	HIGH
Vamvakaki Maria	Department of Materials Science and Technology (UoC)	MATSCI	materials-science	20	8,111	56	9,143	1	HIGH
Konstantinou Ioannis	Department of Chemistry (UoI)	CHEM	chemistry	23	7,513	63	20,158	1	HIGH
Bourlinos Athanasios	Department of Physics (UoI)	PHYS	materials-science	25	9,061	52	20,724	1	HIGH
Georgios Theodoridis	School of Chemistry (AUTH)	CHEM	chemistry	30	7,931	62	15,223	1	HIGH
Tzounis Lazaros	Department of Physics (UoI)	PHYS	materials-science	34	10,590	48	6,159	1	MEDIUM
Pavlidou Eleni	School of Physics (AUTH)	PHYS	materials-science	35	10,775	47	7,935	1	HIGH
Armatas Gerasimos	Department of Materials Science and Technology (UoC)	MATSCI	materials-science	40	11,749	44	6,107	1	HIGH
Froudakis Georgios	Department of Chemistry (UoC)	CHEM	chemistry	48	11,231	54	12,889	1	HIGH
Stamatatos Ch. Theocharis	Department of Chemistry (UPatras)	CHEM	chemistry	52	11,908	53	8,454	1	HIGH
Danopoulos Andreas	Department of Chemistry (NKUA)	CHEM	chemistry	65	13,703	48	8,635	1	HIGH
Kokotos Christoforos	Department of Chemistry (NKUA)	CHEM	chemistry	70	14,632	46	5,932	1	HIGH
Ioannis Katsounaros	School of Chemistry (AUTH)	CHEM	chemistry	78	15,395	43	12,754	1	HIGH

Source: research.com/scientists-rankings/<discipline>/gr, retrieved 28 August 2026. D-index = discipline-restricted h-index computed by Research.com from OpenAlex and CrossRef. Lists = number of discipline rankings in which the member appears. Conf. = match confidence (H = university confirmed; M = Greek institution with full-name match; L = weaker evidence).

Table 9. Research.com Greece discipline lists used: scientists listed and roster members found per list.

Research.com discipline list (Greece)	Scientists listed	Roster members found	Share of the list
chemistry	87	12	13.8%
materials-science	45	10	22.2%
earth-science	19	3	15.8%
mathematics	12	1	8.3%
physics	5	0	0.0%
All five lists	168	23	13.7%

5B. Koukoutsidis (2022) ranking methodology

5B.1 Reproduced baseline: Scopus publications 2017-2021

Table 10 reproduces the 2022 results for the natural-science and mathematics departments identifiable in its appendix (33 departments), with the ranking of the original study. Across these departments citations per TRS member ranged from 14.1 (Department of Mathematics (UAegean)) to 1351.4 (Department of Physics (UThessaly)), papers per TRS member from 4.0 to 45.8, and citations per paper from 2.5 to 33.0. Citations per paper re-orders the top group relative to citations per member, exactly as the original study reported, and the small departments dominate the per-member ranking. The 2026 department structure is nearly identical to 2022 in this field - the one change is institutional, the transfer of the two Kavala departments from the International Hellenic University to the Democritus University of Thrace in the 2025 restructuring, tabulated under DUTH throughout with the 2022 rows mapped one-to-one.

Table 10. Departments, Scopus publications 2017-2021 (reproduced from Koukoutsidis, 2022, Appendix B; 33 natural-science and mathematics departments). Ordered by citations per TRS member.

Univ.	Department (2022 name)	TRS 2022	Papers 2017-21	Citations	Papers/TRS	Cit./TRS	Cit./paper
UThessaly	Department of Physics	13	533	17568	41.00	1,351.38	32.96
NKUA	Department of Physics	57	2213	54931	38.82	963.70	24.82
UoC	Department of Materials Science and Technology	20	563	18600	28.15	930.00	33.04
HOU	School of Science and Technology	13	595	11759	45.77	904.54	19.76
UoI	Department of Physics	39	1066	24134	27.33	618.82	22.64
AUTH	School of Physics	63	1680	31132	26.67	494.16	18.53
UoC	Department of Chemistry	23	498	7651	21.65	332.65	15.36
UoI	Department of Chemistry	35	643	11338	18.37	323.94	17.63
UoC	Department of Physics	17	355	5030	20.88	295.88	14.17
NKUA	Department of Chemistry	42	864	11683	20.57	278.17	13.52
AUTH	School of Chemistry	61	1181	16656	19.36	273.05	14.10
UAegean	Department of Marine Sciences	17	279	4458	16.41	262.24	15.98
UPatras	Department of Geology	21	330	3915	15.71	186.43	11.86
UPatras	Department of Chemistry	30	335	5488	11.17	182.93	16.38
UPatras	Department of Physics	27	446	4901	16.52	181.52	10.99
HUA	Department of Geography	14	230	2495	16.43	178.21	10.85
IHU	Department of Chemistry	22	237	3460	10.77	157.27	14.60
AUTH	School of Geology	38	502	4594	13.21	120.89	9.15
NKUA	Department of Geology and Geoenvironment	42	592	4862	14.10	115.76	8.21
UAegean	Department of Geography	21	200	1909	9.52	90.90	9.54
UoWM	Department of Statistics and Insurance Science	2	14	127	7.00	63.50	9.07
UPatras	Department of Mathematics	24	239	1513	9.96	63.04	6.33
UoWM	Department of Mathematics	5	56	308	11.20	61.60	5.50
UNIPI	Department of Statistics and Insurance Science	18	188	1005	10.44	55.83	5.35
UThessaly	Department of Mathematics	5	59	250	11.80	50.00	4.24
AUEB	Department of Statistics	23	166	1117	7.22	48.57	6.73
UoI	Department of Mathematics	19	165	667	8.68	35.11	4.04
UoC	Department of Mathematics and Applied Mathematics	33	182	1073	5.52	32.52	5.90
AUTH	School of Mathematics	21	141	453	6.71	21.57	3.21
IHU	Department of Physics	14	90	292	6.43	20.86	3.24
UAegean	Department of Statistics and Actuarial-Financial Mathematics	12	89	226	7.42	18.83	2.54
NKUA	Department of Mathematics	42	241	674	5.74	16.05	2.80
UAegean	Department of Mathematics	20	79	281	3.95	14.05	3.56

Source: Koukoutsidis (2022), arXiv:2212.12032, Appendix B. Departments matched to the 2026 roster on university and department name.

Figure 12 relates the 2017-2021 Scopus values of these departments to their 2012-2025 Google Scholar values computed here, for both indicators of design B.

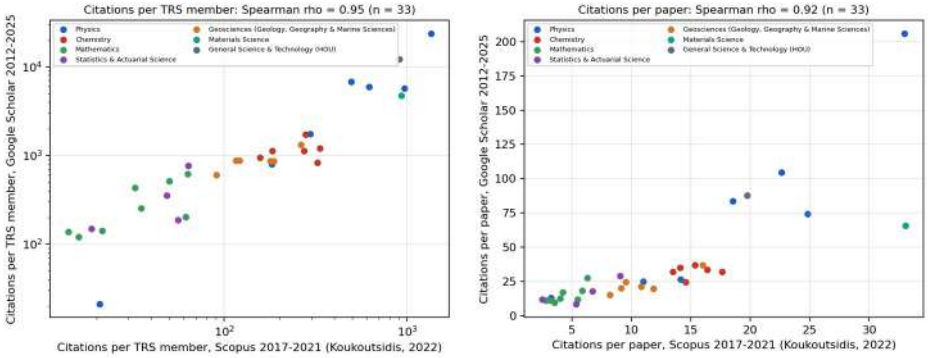

Figure 12. Departments in both studies: citations per TRS member (left, log scales) and per paper (right) under Scopus 2017-2021 (Koukoutsidis, 2022) and under Google Scholar 2012-2025 (this study).

5B.2 Departments, publications 2012-2025

Physics: 234 TRS members in 7 departments produced 15,269 unique 2012-2025 documents with 1,348,898 citations. Citations per TRS member range from 21.1 (Department of Physics (Kavala) (DUTH)) to 23,536.1 (Department of Physics (UThessaly)) and citations per paper from 13.3 to 205.7. The top three departments by citations per member are Department of Physics (UThessaly) (23,536.1); School of Physics (AUTH) (6,726.2); Department of Physics (UoI) (5,925.7) (Figure 13). 111 members (47%) have no public Google Scholar profile and count in the denominator.

Table 10a. Physics: Google Scholar documents 2012-2025 per department (design B). Ordered by citations per TRS member; ranks within area and within the university.

Department (Univ.)	TRS	No profile	Papers	Citations	Papers/ TRS	Cit./TRS	Cit./paper	Rank cit/TRS (area)	Rank cit/paper (area)	Rank in univ.
Department of Physics (UThessaly)	12	5	1373	282433	114.42	23,536.08	205.71	1	1	1
School of Physics (AUTH)	51	19	4099	343036	80.37	6,726.20	83.69	2	3	1
Department of Physics (UoI)	57	33	3226	337766	56.60	5,925.72	104.70	3	2	1
Department of Physics (NKUA)	58	26	4450	330575	76.72	5,699.57	74.29	4	4	1
Department of Physics (UoC)	21	7	1376	36519	65.52	1,739.00	26.54	5	5	2
Department of Physics (UPatras)	23	11	726	18316	31.57	796.35	25.23	6	6	3
Department of Physics (Kavala) (DUTH)	12	10	19	253	1.58	21.08	13.32	7	7	2

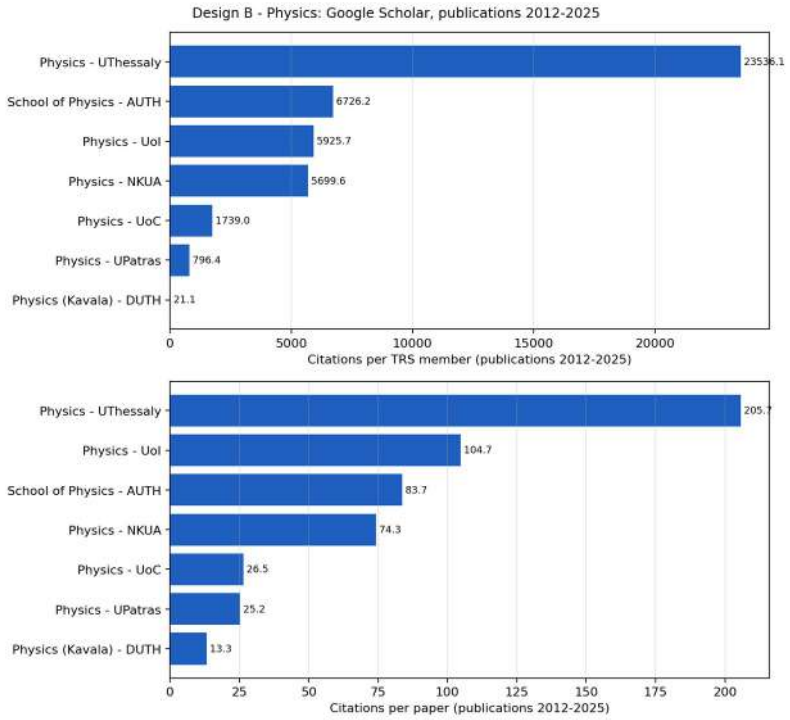

Figure 13. Physics: citations per TRS member (top) and citations per paper (bottom), Google Scholar documents 2012-2025, design B.

Chemistry: 212 TRS members in 6 departments produced 7,705 unique 2012-2025 documents with 254,080 citations. Citations per TRS member range from 828.9 (Department of Chemistry (UoI)) to 1,713.0 (Department of Chemistry (NKUA)) and citations per paper from 24.7 to 37.0. The top three departments by citations per member are Department of Chemistry (NKUA) (1,713.0); Department of Chemistry (UoC) (1,200.9); Department of Chemistry (UPatras) (1,128.7) (Figure 14). 99 members (47%) have no public Google Scholar profile and count in the denominator.

Table 10b. Chemistry: Google Scholar documents 2012-2025 per department (design B). Ordered by citations per TRS member; ranks within area and within the university.

Department (Univ.)	TRS	No profile	Papers	Citations	Papers/ TRS	Cit./TRS	Cit./paper	Rank cit/TRS (area)	Rank cit/paper (area)	Rank in univ.
Department of Chemistry (NKUA)	46	19	2453	78798	53.33	1,713.00	32.12	1	5	2
Department of Chemistry (UoC)	22	10	713	26419	32.41	1,200.86	37.05	2	1	3
Department of Chemistry (UPatras)	32	13	1067	36119	33.34	1,128.72	33.85	3	3	1
School of Chemistry (AUTH)	60	33	1908	67492	31.80	1,124.87	35.37	4	2	2
Department of Chemistry (Kavala) (DUTH)	18	5	690	17069	38.33	948.28	24.74	5	6	1
Department of Chemistry (UoI)	34	19	874	28183	25.71	828.91	32.25	6	4	2

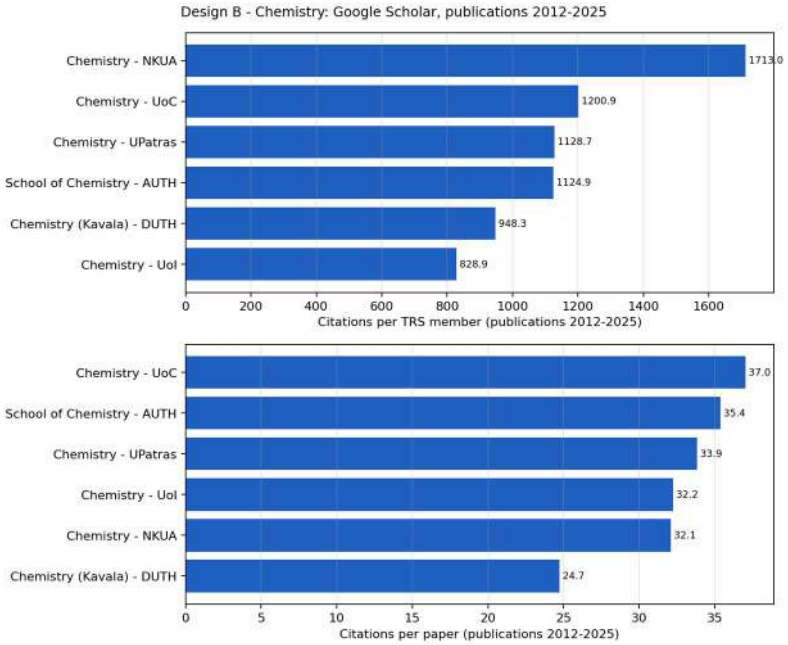

Figure 14. Chemistry: citations per TRS member (top) and citations per paper (bottom), Google Scholar documents 2012-2025, design B.

Mathematics: 180 TRS members in 8 departments produced 3,145 unique 2012-2025 documents with 52,807 citations. Citations per TRS member range from 119.7 (Department of Mathematics (NKUA)) to 618.9 (Department of Mathematics (UPatras)) and citations per paper from 9.8 to 27.6. The top three departments by citations per member are Department of Mathematics (UPatras) (618.9); Department of Mathematics (UThessaly) (516.0); Department of Mathematics and Applied Mathematics (UoC) (434.0) (Figure 15). 74 members (41%) have no public Google Scholar profile and count in the denominator.

Table 10c. Mathematics: Google Scholar documents 2012-2025 per department (design B). Ordered by citations per TRS member; ranks within area and within the university.

Department (Univ.)	TRS	No profile	Papers	Citations	Papers/ TRS	Cit./TRS	Cit./paper	Rank cit/TRS (area)	Rank cit/paper (area)	Rank in univ.
Department of Mathematics (UPatras)	26	9	582	16091	22.38	618.88	27.65	1	1	4
Department of Mathematics (UThessaly)	8	1	240	4128	30.00	516.00	17.20	2	3	2
Department of Mathematics and Applied Mathematics (UoC)	34	7	794	14755	23.35	433.97	18.58	3	2	4
Department of Mathematics (UoI)	23	12	461	5869	20.04	255.17	12.73	4	4	3
Department of Mathematics (UoWM)	7	3	116	1420	16.57	202.86	12.24	5	5	2
Department of Mathematics (AUTH)	22	11	273	3103	12.41	141.05	11.37	6	7	4
Department of Mathematics (UAegean)	15	7	210	2056	14.00	137.07	9.79	7	8	4
Department of Mathematics (NKUA)	45	24	469	5385	10.42	119.67	11.48	8	6	4

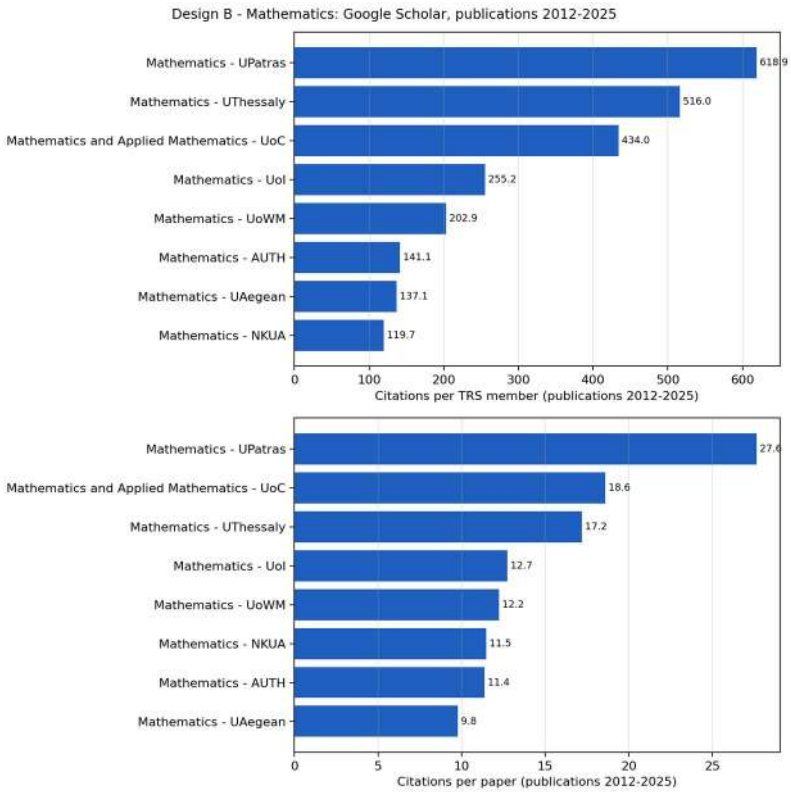

Figure 15. Mathematics: citations per TRS member (top) and citations per paper (bottom), Google Scholar documents 2012-2025, design B.

Statistics and actuarial science: 68 TRS members in 4 departments produced 1,234 unique 2012-2025 documents with 17,878 citations. Citations per TRS member range from 148.4 (Department of Statistics and Actuarial-Financial Mathematics (UAegean)) to 764.8 (Department of Statistics and Insurance Science (UoWM)) and citations per paper from 8.7 to 29.4. The top three departments by citations per member are Department of Statistics and Insurance Science (UoWM) (764.8); Department of Statistics (AUEB) (354.9); Department of Statistics and Insurance Science (UNIPI) (187.3) (Figure 16). 28 members (41%) have no public Google Scholar profile and count in the denominator.

Table 10d. Statistics and actuarial science: Google Scholar documents 2012-2025 per department (design B). Ordered by citations per TRS member; ranks within area and within the university.

Department (Univ.)	TRS	No profile	Papers	Citations	Papers/ TRS	Cit./TRS	Cit./paper	Rank cit/TRS (area)	Rank cit/paper (area)	Rank in univ.
Department of Statistics and Insurance Science (UoWM)	4	1	104	3059	26.00	764.75	29.41	1	1	1
Department of Statistics (AUEB)	22	9	430	7807	19.55	354.86	18.16	2	2	1
Department of Statistics and Insurance Science (UNIPI)	20	7	431	3747	21.55	187.35	8.69	3	4	1
Department of Statistics and Actuarial-Financial Mathematics (UAegean)	22	11	269	3265	12.23	148.41	12.14	4	3	3

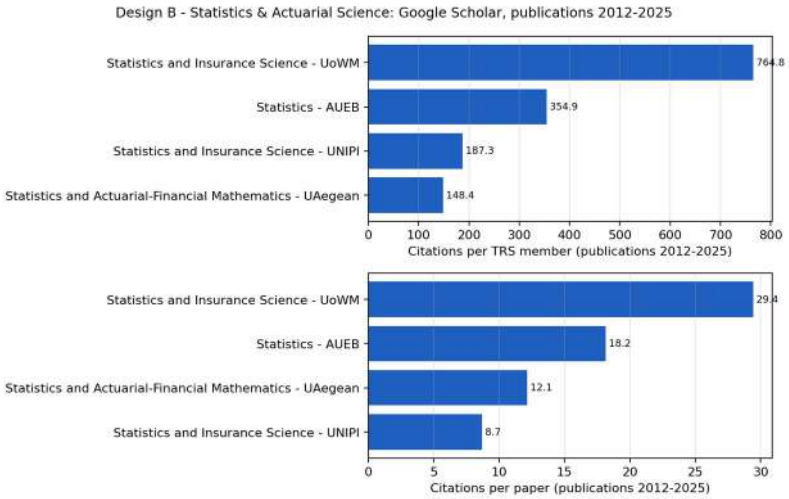

Figure 16. Statistics and actuarial science: citations per TRS member (top) and citations per paper (bottom), Google Scholar documents 2012-2025, design B.

Geosciences (geology, geography and marine sciences): 155 TRS members in 6 departments produced 6,635 unique 2012-2025 documents with 140,067 citations. Citations per TRS member range from 604.4 (Department of Geography (UAegean)) to 1,314.7 (Department of Marine Sciences (UAegean)) and citations per paper from 15.3 to 37.0. The top three departments by citations per member are Department of Marine Sciences (UAegean) (1,314.7); Department of Geology and Geoenvironment (NKUA) (879.0); School of Geology (AUTH) (875.1) (Figure 17). 69 members (45%) have no public Google Scholar profile and count in the denominator.

Table 10e. Geosciences (geology, geography and marine sciences): Google Scholar documents 2012-2025 per department (design B). Ordered by citations per TRS member; ranks within area and within the university.

Department (Univ.)	TRS	No profile	Papers	Citations	Papers/ TRS	Cit./TRS	Cit./paper	Rank cit/TRS (area)	Rank cit/paper (area)	Rank in univ.
Department of Marine Sciences (UAegean)	23	12	817	30238	35.52	1,314.70	37.01	1	1	1
Department of Geology and Geoenvironment (NKUA)	39	16	2238	34282	57.38	879.03	15.32	2	6	3
School of Geology (AUTH)	34	15	1455	29755	42.79	875.15	20.45	3	4	3
Department of Geography (HUA)	20	7	814	17338	40.70	866.90	21.30	4	3	1
Department of Geology (UPatras)	19	8	825	16366	43.42	861.37	19.84	5	5	2
Department of Geography (UAegean)	20	11	486	12088	24.30	604.40	24.87	6	2	2

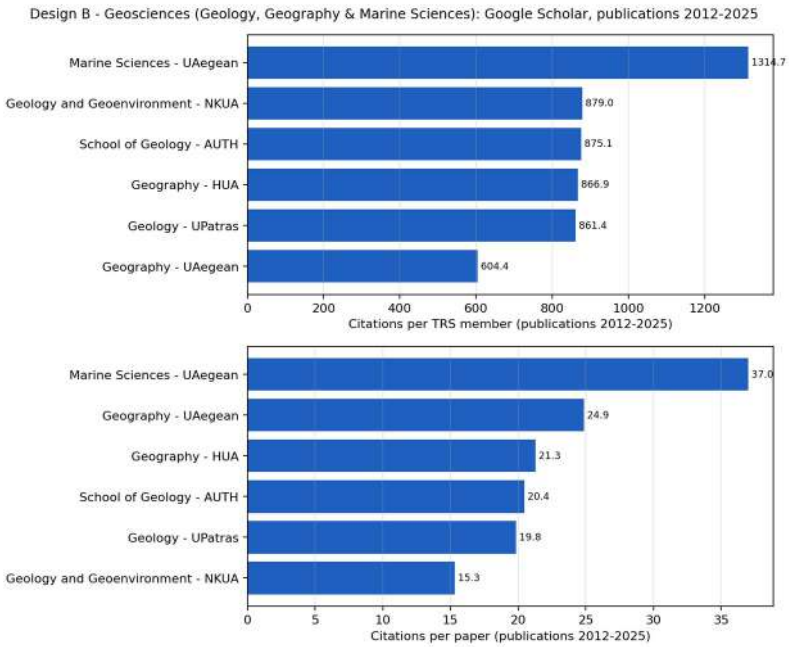

Figure 17. Geosciences (geology, geography and marine sciences): citations per TRS member (top) and citations per paper (bottom), Google Scholar documents 2012-2025, design B.

Materials science: 21 TRS members in 1 department produced 1,498 unique 2012-2025 documents with 98,749 citations. Citations per TRS member range from 4,702.3 (Department of Materials Science and Technology (UoC)) to 4,702.3 (Department of Materials Science and Technology (UoC)) and citations per paper from 65.9 to 65.9. The top three departments by citations per member are Department of Materials Science and Technology (UoC) (4,702.3) (Figure 18). 6 members (29%) have no public Google Scholar profile and count in the denominator.

Table 10f. Materials science: Google Scholar documents 2012-2025 per department (design B). Ordered by citations per TRS member; ranks within area and within the university.

Department (Univ.)	TRS	No profile	Papers	Citations	Papers/ TRS	Cit./TRS	Cit./paper	Rank cit/TRS (area)	Rank cit/paper (area)	Rank in univ.
Department of Materials Science and Technology (UoC)	21	6	1498	98749	71.33	4,702.33	65.92	1	1	1

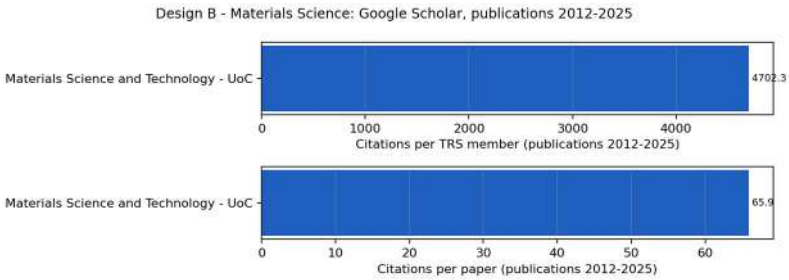

Figure 18. Materials science: citations per TRS member (top) and citations per paper (bottom), Google Scholar documents 2012-2025, design B.

General science and technology (HOU): 15 TRS members in 1 department produced 2,083 unique 2012-2025 documents with 182,728 citations. Citations per TRS member range from 12,181.9 (School of Science and Technology (HOU)) to 12,181.9 (School of Science and Technology (HOU)) and citations per paper from 87.7 to 87.7. The top three departments by citations per member are School of Science and Technology (HOU) (12,181.9) (Figure 19). 4 members (27%) have no public Google Scholar profile and count in the denominator.

Table 10g. General science and technology (HOU): Google Scholar documents 2012-2025 per department (design B). Ordered by citations per TRS member; ranks within area and within the university.

Department (Univ.)	TRS	No profile	Papers	Citations	Papers/ TRS	Cit./TRS	Cit./paper	Rank cit/TRS (area)	Rank cit/paper (area)	Rank in univ.
School of Science and Technology (HOU)	15	4	2083	182728	138.87	12,181.87	87.72	1	1	1

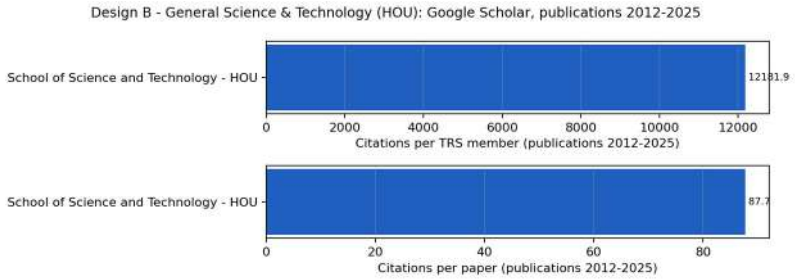

Figure 19. General science and technology (HOU): citations per TRS member (top) and citations per paper (bottom), Google Scholar documents 2012-2025, design B.

5B.3 Individual ranking of faculty members (extension of design B)

Table 11 lists, for each area, the twenty members with the most citations to their own 2012-2025 documents, with papers, citations per paper and lifetime h, and their ranks within department, university, area and nation-wide; the complete list is in Section 5E. Because the department indicators of design B are unions, a member's own counts do not sum to the department's, which is the point of reporting both.

Table 11a. Physics: top-20 faculty members by citations to own documents 2012-2025 (design B).

Member	Department (Univ.)	Grade	Papers	Citations	Cit./paper	Lifetime h	Rank cites d/a/all	Conf.
Bachas Kostantinos	Department of Physics (UThessaly)	Assoc.	1,134	278,390	245.5	264	1/1/1	H
Kordas Konstantinos	School of Physics (AUTH)	Prof.	1,227	269,478	219.6	262	1/2/2	L
Saoulidou Niki	Department of Physics (NKUA)	Prof.	1,332	257,297	193.2	263	1/3/3	H
Kokkas Panagiotis	Department of Physics (UoI)	Prof.	1,257	247,864	197.2	253	1/4/4	H
Papadopoulos Ioannis	Department of Physics (UoI)	Prof.	1,185	220,748	186.3	248	2/5/5	H
Mertzimekis Theodoros	Department of Physics (NKUA)	Prof.	490	58,512	119.4	135	2/6/8	H
Evangelou Evangelos	Department of Physics (UoI)	Assoc.	267	38,814	145.4	109	3/7/9	H
Vellidis Konstantinos	Department of Physics (NKUA)	Assoc.	327	23,589	72.1	132	3/8/10	H
Stergioulas Nikolaos	School of Physics (AUTH)	Prof.	183	14,372	78.5	77	2/9/14	H
Volos Christos	School of Physics (AUTH)	Prof.	376	12,300	32.7	63	3/10/16	L
Goudos Sotirios	School of Physics (AUTH)	Prof.	339	7,813	23.1	48	4/11/23	H
Perivolaropoulos Leandros	Department of Physics (UoI)	Prof.	88	7,672	87.2	58	4/12/25	H
Tzounis Lazaros	Department of Physics (UoI)	Assoc.	120	7,311	60.9	53	5/13/27	H
Makris Konstantinos	Department of Physics (UoC)	Prof.	141	7,237	51.3	42	1/14/29	H
Zezas Andreas	Department of Physics (UoC)	Prof.	340	6,541	19.2	64	2/15/32	L
Petropoulou Maria	Department of Physics (NKUA)	Asst.	204	6,539	32.0	41	4/16/33	H
Papadakis Iosif	Department of Physics (UoC)	Prof.	135	6,403	47.4	64	3/17/34	L
Pavlidou Vasiliki	Department of Physics (UoC)	Prof.	170	4,894	28.8	62	4/18/49	H
Apostolatos Theocharis	Department of Physics (NKUA)	Prof.	54	4,568	84.6	36	5/19/52	H
Floudas Georgios	Department of Physics (UoI)	Prof.	158	4,540	28.7	64	6/20/53	H

Table 11b. Chemistry: top-20 faculty members by citations to own documents 2012-2025 (design B).

Member	Department (Univ.)	Grade	Papers	Citations	Cit./paper	Lifetime h	Rank cites d/a/all	Conf.
Thomaidis Nikolaos	Department of Chemistry (NKUA)	Prof.	540	23,141	42.9	93	1/1/11	H
Karamanos Nikos	Department of Chemistry (UPatras)	Prof.	171	15,153	88.6	77	1/2/13	H
Ioannis Katsounaros	School of Chemistry (AUTH)	Assoc.	90	10,983	122.0	47	1/3/17	H
Theocharis Achilleas	Department of Chemistry (UPatras)	Prof.	71	10,669	150.3	56	2/4/18	H
Konstantinos Triantafyllidis	School of Chemistry (AUTH)	Prof.	207	9,995	48.3	69	2/5/19	H
Georgios Theodoridis	School of Chemistry (AUTH)	Prof.	266	9,586	36.0	65	3/6/20	H
Proestos Charalampos	Department of Chemistry (NKUA)	Prof.	310	8,596	27.7	49	2/7/21	H
Kanakidou Maria	Department of Chemistry (UoC)	Prof.	240	7,795	32.5	71	1/8/24	H
Lianidou Evi	Department of Chemistry (NKUA)	Prof.	225	7,541	33.5	66	3/9/26	H
Kokotos Christoforos	Department of Chemistry (NKUA)	Prof.	183	6,710	36.7	52	4/10/30	H
Margaritis Kostoglou	School of Chemistry (AUTH)	Prof.	228	6,698	29.4	61	4/11/31	H
Tzakos Andreas	Department of Chemistry (UoI)	Prof.	222	6,070	27.3	46	1/12/36	H
Terzopoulou Zoi	Department of Chemistry (UoI)	Asst.	112	5,999	53.6	46	2/13/37	H
Dimitrios Achilias	School of Chemistry (AUTH)	Prof.	176	5,616	31.9	67	5/14/39	H

Member	Department (Univ.)	Grade	Papers	Citations	Cit./paper	Lifetime h	Rank cites d/a/all	Conf.
Valdramidis Vasilis	Department of Chemistry (NKUA)	Assoc.	203	5,584	27.5	49	5/15/40	H
Froudakis Georgios	Department of Chemistry (UoC)	Prof.	93	5,577	60.0	57	2/16/41	H
Piperigkou Zoi	Department of Chemistry (UPatras)	Asst.	61	5,124	84.0	32	3/17/44	H
Tsoupras Alexandros	Department of Chemistry (Kavala) (DUTH)	Asst.	128	5,087	39.7	37	1/18/45	H
Chasapis Christos	Department of Chemistry (NKUA)	Asst.	82	4,921	60.0	28	6/19/48	H
Mavromoustakos Thomas	Department of Chemistry (NKUA)	Prof.	205	3,743	18.3	50	7/20/64	H

Table 11c. Mathematics: top-20 faculty members by citations to own documents 2012-2025 (design B).

Member	Department (Univ.)	Grade	Papers	Citations	Cit./paper	Lifetime h	Rank cites d/a/all	Conf.
Kotsiantis Sotirios	Department of Mathematics (UPatras)	Assoc.	179	12,607	70.4	54	1/1/15	H
Efremidis Nikolaos	Department of Mathematics and Applied Mathematics (UoC)	Prof.	88	3,055	34.7	40	1/2/77	H
Harmandaris Vagelis	Department of Mathematics and Applied Mathematics (UoC)	Prof.	149	2,805	18.8	44	2/3/88	H
Arampatzis George	Department of Mathematics and Applied Mathematics (UoC)	Asst.	123	2,473	20.1	29	3/4/107	H
Zarikas Vasileios	Department of Mathematics (UThessaly)	Asst.	79	1,897	24.0	27	1/5/145	H
Xenos Michail	Department of Mathematics (UoI)	Prof.	82	1,547	18.9	30	1/6/173	H
Skouri Konstantina	Department of Mathematics (UoI)	Prof.	51	1,531	30.0	29	2/7/176	H
Kontou Panagiota	Department of Mathematics (UThessaly)	Asst.	62	1,494	24.1	19	2/8/177	H
Giannoulis Ioannis	Department of Mathematics (UoI)	Assoc.	116	1,039	9.0	18	3/9/226	M
Triantafyllou Sofia	Department of Mathematics and Applied Mathematics (UoC)	Asst.	40	978	24.4	16	4/10/236	H
Kalogiratou Zacharoula	Department of Mathematics (UoWM)	Prof.	73	976	13.4	26	1/11/237	H
Papasalouros Andreas	Department of Mathematics (UAegean)	Assoc.	18	903	50.2	18	1/12/250	H
Psaroudakis Chrysostomos	Department of Mathematics (AUTH)	Assoc.	27	869	32.2	13	1/13/255	H
Raptopoulos Christoforos	Department of Mathematics (UPatras)	Asst.	60	862	14.4	18	2/14/257	H
Frantzikinakis Nikos	Department of Mathematics and Applied Mathematics (UoC)	Prof.	35	812	23.2	26	5/15/266	H
Nikolopoulos Christos	Department of Mathematics (UAegean)	Prof.	123	750	6.1	18	2/16/274	H
Brazitikos Silouanos	Department of Mathematics and Applied Mathematics (UoC)	Assoc.	25	675	27.0	10	6/17/287	H
Komineas Stavros	Department of Mathematics and Applied Mathematics (UoC)	Prof.	39	667	17.1	28	7/18/289	H
Athanasiadis Christos	Department of Mathematics (NKUA)	Prof.	32	642	20.1	28	1/19/296	H
Megaritis Athanasios	Department of Mathematics (UPatras)	Asst.	61	623	10.2	12	3/20/299	L

Table 11d. Statistics and actuarial science: top-20 faculty members by citations to own documents 2012-2025 (design B).

Member	Department (Univ.)	Grade	Papers	Citations	Cit./paper	Lifetime h	Rank cites d/a/all	Conf.
Mallidis Ioannis	Department of Statistics and Insurance Science (UoWM)	Assoc.	42	2,460	58.6	16	1/1/109	H
Karlis Dimitrios	Department of Statistics (AUEB)	Prof.	91	2,154	23.7	47	1/2/125	L
Konstantinidis Dimitrios	Department of Statistics and Actuarial-Financial Mathematics (UAegean)	Prof.	35	1,486	42.5	17	1/3/178	M
Tsiamyrtzis Panagiotis	Department of Statistics (AUEB)	Prof.	76	1,294	17.0	28	2/4/196	H
Thomadakis Christos	Department of Statistics (AUEB)	Asst.	26	914	35.1	10	3/5/245	H
Dellaportas Petros	Department of Statistics (AUEB)	Prof.	73	849	11.6	31	4/6/260	H
Rakitzis Athanasios	Department of Statistics and Insurance Science (UNIPI)	Assoc.	56	669	11.9	18	1/7/288	H
Papastamoulis Panagiotis	Department of Statistics (AUEB)	Assoc.	28	650	23.2	13	5/8/293	H
Karagrigoriou Alexandros	Department of Statistics and Insurance Science (UNIPI)	Assoc.	124	647	5.2	18	2/9/294	H
Verropoulou Georgia	Department of Statistics and Insurance Science (UNIPI)	Prof.	41	521	12.7	24	3/10/317	H
Katsampoxakis Ioannis	Department of Statistics and Actuarial-Financial Mathematics (UAegean)	Asst.	27	510	18.9	13	2/11/320	H
Triantafyllou Ioannis	Department of Statistics and Insurance Science (UNIPI)	Assoc.	69	490	7.1	15	4/12/325	H
Androulakis Emmanouil	Department of Statistics and Insurance Science (UNIPI)	Asst.	30	483	16.1	11	5/13/326	H
Bersimis Fragkiskos	Department of Statistics and Insurance Science (UoWM)	Asst.	42	463	11.0	8	2/14/329	L
Vrontos Ioannis	Department of Statistics (AUEB)	Assoc.	24	443	18.5	18	6/15/335	H
Perrakis Konstantinos	Department of Statistics (AUEB)	Asst.	21	410	19.5	9	7/16/346	H
Psarrakos Georgios	Department of Statistics and Insurance Science (UNIPI)	Prof.	29	409	14.1	10	6/17/347	H
Panousis Konstantinos Panagiotis	Department of Statistics (AUEB)	Asst.	16	365	22.8	9	8/18/358	H
Vasdekis Vasileios	Department of Statistics (AUEB)	Prof.	25	336	13.4	17	9/19/367	H
Lappas Pantelis	Department of Statistics and Actuarial-Financial Mathematics (UAegean)	Asst.	23	321	14.0	6	3/20/370	H

Table 11e. Geosciences (geology, geography and marine sciences): top-20 faculty members by citations to own documents 2012-2025 (design B).

Member	Department (Univ.)	Grade	Papers	Citations	Cit./paper	Lifetime h	Rank cites d/a/all	Conf.
Katsanevakis Stelios	Department of Marine Sciences (UAegean)	Prof.	315	19,115	60.7	81	1/1/12	H
Drakou Evangelia	Department of Geography (HUA)	Assoc.	74	8,034	108.6	32	1/2/22	H
Nerantzis Kazakis	School of Geology (AUTH)	Asst.	111	7,272	65.5	42	1/3/28	H
Petanidou Theodora	Department of Geography (UAegean)	Prof.	144	6,201	43.1	65	1/4/35	H
Prodromos Zanis	School of Geology (AUTH)	Prof.	177	5,050	28.5	52	2/5/46	H
Eleni Katragkou	School of Geology (AUTH)	Prof.	154	4,966	32.2	36	3/6/47	H
Nomikou Paraskevi	Department of Geology and Geoenvironment (NKUA)	Prof.	345	4,747	13.8	44	1/7/51	H
Bathrellos Georgios	Department of Geology (UPatras)	Prof.	66	4,234	64.2	38	1/8/56	H
Nastos Panagiotis	Department of Geology and Geoenvironment (NKUA)	Prof.	263	4,054	15.4	50	2/9/57	H
Topouzelis Konstantinos N.	Department of Marine Sciences (UAegean)	Assoc.	106	3,931	37.1	35	2/10/59	H
Konstantinos Voudouris	School of Geology (AUTH)	Prof.	124	3,864	31.2	41	4/11/61	H
Vallianatos Filippos	Department of Geology and Geoenvironment (NKUA)	Prof.	273	3,537	13.0	52	3/12/71	H
Diakakis Michalis	Department of Geology and Geoenvironment (NKUA)	Asst.	99	3,093	31.2	31	4/13/75	H
Voudouris Panagiotis	Department of Geology and Geoenvironment (NKUA)	Prof.	233	3,083	13.2	34	5/14/76	H
Tscheulin Thomas	Department of Geography (UAegean)	Asst.	80	2,784	34.8	40	2/15/90	L
Marios Karaoulis	School of Geology (AUTH)	Asst.	91	2,678	29.4	28	5/16/96	H
Chalkias Christos	Department of Geography (HUA)	Prof.	109	2,665	24.4	33	2/17/98	H
Kouli Katerina	Department of Geology and Geoenvironment (NKUA)	Prof.	104	2,630	25.3	34	6/18/102	H
Antonarakou Asimina	Department of Geology and Geoenvironment (NKUA)	Prof.	184	2,557	13.9	36	7/19/104	L
Geraga Maria	Department of Geology (UPatras)	Prof.	122	2,314	19.0	29	2/20/115	H

Table 11f. Materials science: top-20 faculty members by citations to own documents 2012-2025 (design B).

Member	Department (Univ.)	Grade	Papers	Citations	Cit./paper	Lifetime h	Rank cites d/a/all	Conf.
Stoumpos Konstantinos	Department of Materials Science and Technology (UoC)	Assoc.	292	60,872	208.5	99	1/1/7	L
Kafesaki Maria	Department of Materials Science and Technology (UoC)	Prof.	189	5,753	30.4	61	2/2/38	H
Armatas Gerasimos	Department of Materials Science and Technology (UoC)	Prof.	111	5,286	47.6	48	3/3/42	H
Vlassopoulos Dimitris	Department of Materials Science and Technology (UoC)	Prof.	212	5,253	24.8	70	4/4/43	M
Tzortzakis Stelios	Department of Materials Science and Technology (UoC)	Prof.	159	4,774	30.0	56	5/5/50	H
Vamvakaki Maria	Department of Materials Science and Technology (UoC)	Prof.	139	3,825	27.5	58	6/6/62	H
Chatzinikolaidou Maria	Department of Materials Science and Technology (UoC)	Prof.	123	3,275	26.6	38	7/7/73	L
Petekidis Giorgos	Department of Materials Science and Technology (UoC)	Prof.	66	2,677	40.6	44	8/8/97	L
Papazoglou Dimitris	Department of Materials Science and Technology (UoC)	Assoc.	88	2,409	27.4	38	9/9/113	H
Glynos Emmanouil	Department of Materials Science and Technology (UoC)	Asst.	69	2,263	32.8	29	10/10/120	H
Mitraki Anna	Department of Materials Science and Technology (UoC)	Prof.	76	1,602	21.1	38	11/11/170	H
Velonia Kelly	Department of Materials Science and Technology (UoC)	Assoc.	32	1,293	40.4	29	12/12/197	H
Filippidi Emmanouela	Department of Materials Science and Technology (UoC)	Asst.	29	1,192	41.1	13	13/13/208	H
Remediakis Giannis	Department of Materials Science and Technology (UoC)	Assoc.	25	1,100	44.0	26	14/14/222	H
Tzeranis Dimitrios	Department of Materials Science and Technology (UoC)	Asst.	22	680	30.9	15	15/15/285	H

Table 11g. General science and technology (HOU): top-20 faculty members by citations to own documents 2012-2025 (design B).

Member	Department (Univ.)	Grade	Papers	Citations	Cit./paper	Lifetime h	Rank cites d/a/all	Conf.
Leisos Antonios	School of Science and Technology (HOU)	Prof.	1,338	168,044	125.6	213	1/1/6	L
Bourikas Kyriakos	School of Science and Technology (HOU)	Prof.	58	2,905	50.1	37	2/2/80	H
Kalavrouziotis Ioannis	School of Science and Technology (HOU)	Prof.	133	2,649	19.9	35	3/3/99	H
Kokkinos Petros	School of Science and Technology (HOU)	Assoc.	57	2,643	46.4	28	4/4/101	H
Kalles Dimitrios	School of Science and Technology (HOU)	Prof.	173	2,261	13.1	28	5/5/121	L
Spella Magdalini	School of Science and Technology (HOU)	Asst.	73	1,370	18.8	24	6/6/188	H
Chatzigeorgiou Georgios	School of Science and Technology (HOU)	Prof.	51	1,147	22.5	16	7/7/216	M
Papagiannopoulos Georgios	School of Science and Technology (HOU)	Prof.	83	880	10.6	21	8/8/253	H

Member	Department (Univ.)	Grade	Papers	Citations	Cit./paper	Lifetime h	Rank cites d/a/all	Conf.
Balomenos Georgios	School of Science and Technology (HOU)	Assoc.	53	769	14.5	16	9/9/270	H
Sgourou Argyro	School of Science and Technology (HOU)	Assoc.	58	644	11.1	19	10/10/295	H
Protopapas Eleftherios	School of Science and Technology (HOU)	Asst.	34	102	3.0	6	11/11/444	H

5C. Robustness: the same designs on OpenAlex and Semantic Scholar

Every step of Sections 3-5 was repeated with OpenAlex and with Semantic Scholar as the source on the same roster (full results in the companion files). Google Scholar and OpenAlex rank the departments at rho = 0.82 for the design-A mean h, 0.80 for design-B citations per member and 0.72 for citations per paper, and the 433 members matched in both at rho = 0.70 for the 2012-2025 h, 0.71 for 2012-2025 citations and 0.61 for the lifetime h. Google Scholar and Semantic Scholar rank the departments at rho = 0.66 for the design-A mean h, 0.66 for design-B citations per member and 0.54 for citations per paper, and the 454 members matched in both at rho = 0.40 for the 2012-2025 h, 0.40 for 2012-2025 citations and 0.37 for the lifetime h. OpenAlex and Semantic Scholar rank the departments at rho = 0.52 for the design-A mean h, 0.57 for design-B citations per member and 0.61 for citations per paper, and the 571 members matched in both at rho = 0.39 for the 2012-2025 h, 0.40 for 2012-2025 citations and 0.32 for the lifetime h. Table 12 summarises the pairwise agreement and Table 13 lists every department under the three sources; Section 5E gives all three sources for every member.

Table 12. Agreement between sources: Spearman rank correlations at department level (design A mean h; design B citations per TRS member and per paper) and at faculty-member level (2012-2025 h, 2012-2025 citations, lifetime h), with the mean level differences.

Sources	Depts	rho mean h	rho cit/TRS	rho cit/paper	Members	rho h 2012-25	rho cites 2012-25	rho lifetime h	Δ h (mean)	Δ cites
Google Scholar vs OpenAlex	33	0.82	0.80	0.72	433	0.70	0.71	0.61	+7.5	+287%
Google Scholar vs Semantic Scholar	33	0.66	0.66	0.54	454	0.40	0.40	0.37	+10.7	+630%
OpenAlex vs Semantic Scholar	33	0.52	0.57	0.61	571	0.39	0.40	0.32	+2.6	+69%

Table 13. Departments under the three sources: design-A mean h and citations per academic, design-B citations per TRS member, publications 2012-2025 (GS = Google Scholar, OA = OpenAlex, S2 = Semantic Scholar).

Area	Department (Univ.)	Mean h GS	Mean h OA	Mean h S2	Cites/acad. GS	Cites/acad. OA	Cites/acad. S2	Cit./TRS GS	Cit./TRS OA	Cit./TRS S2
PHYS	Department of Physics (UThessaly)	48.14	26.38	6.56	40,532.3	12,965.5	407.6	23,536.1	8,566.8	226.4
PHYS	Department of Physics (UoI)	42.04	14.91	12.84	22,991.8	1,384.3	1,284.5	5,925.7	1,076.4	1,069.3
PHYS	Department of Physics (NKUA)	33.09	14.76	10.46	12,458.7	1,383.3	720.5	5,699.6	948.2	526.2
PHYS	School of Physics (AUTH)	28.75	14.85	14.37	10,848.3	1,405.5	1,430.4	6,726.2	1,052.2	1,058.3
PHYS	Department of Physics (UoC)	23.86	13.79	12.18	2,922.3	1,334.6	949.4	1,739.0	868.6	766.2
PHYS	Department of Physics (UPatras)	19.67	16.20	11.95	1,540.7	1,238.1	919.3	796.4	1,059.3	776.6
PHYS	Department of Physics (Kavala) (DUTH)	5.00	5.50	2.50	126.5	142.5	66.7	21.1	117.9	65.3
CHEM	Department of Chemistry (NKUA)	25.44	18.55	12.26	3,250.0	1,759.4	934.5	1,713.0	1,099.2	679.4
CHEM	School of Chemistry (AUTH)	23.15	24.52	1.91	2,689.8	3,670.3	50.1	1,124.9	1,440.6	19.2
CHEM	Department of Chemistry (UPatras)	20.84	15.67	11.31	2,758.3	1,980.7	1,285.9	1,128.7	923.6	765.7
CHEM	Department of Chemistry (UoC)	20.67	12.56	10.35	2,318.6	1,365.3	870.1	1,200.9	940.6	787.7
CHEM	Department of Chemistry (UoI)	20.47	18.95	10.27	1,977.0	1,961.1	800.9	828.9	1,197.0	606.1
CHEM	Department of Chemistry (Kavala) (DUTH)	15.46	13.78	10.11	1,342.9	1,841.2	727.4	948.3	1,716.2	718.3
MATH	Department of Mathematics (UoI)	11.27	6.33	6.75	533.9	235.0	435.2	255.2	153.1	378.3
MATH	Department of Mathematics (UThessaly)	10.29	5.50	4.62	589.7	327.3	174.8	516.0	245.5	174.8
MATH	Department of Mathematics and Applied Mathematics (UoC)	9.37	5.25	5.09	553.4	254.4	181.7	434.0	237.7	167.9
MATH	Department of Mathematics (UPatras)	8.71	5.38	5.36	946.5	207.9	407.3	618.9	128.0	344.6
MATH	Department of Mathematics (AUTH)	8.45	7.17	8.05	282.1	567.9	533.1	141.1	464.6	508.9
MATH	Department of Mathematics (UoWM)	8.25	5.00	4.86	355.0	199.2	184.3	202.9	142.3	184.3
MATH	Department of Mathematics (NKUA)	8.19	6.35	5.13	269.3	183.1	154.7	119.7	89.7	104.6
MATH	Department of Mathematics (UAegean)	6.00	5.33	3.11	257.8	202.0	76.4	137.1	80.8	45.5
STAT	Department of Statistics (AUEB)	10.31	7.38	7.17	609.8	311.5	287.1	354.9	184.1	234.3
STAT	Department of Statistics and Insurance Science (UoWM)	10.00	7.00	3.25	1,019.7	297.5	91.2	764.8	297.5	91.2
STAT	Department of Statistics and Insurance Science (UNIPI)	7.92	7.60	3.94	288.9	376.9	106.1	187.3	282.7	84.9
STAT	Department of Statistics and Actuarial-Financial Mathematics (UAegean)	6.73	5.82	6.84	302.1	280.8	331.9	148.4	215.1	286.7
EARTH	Department of Geology and Geoenvironment (NKUA)	20.78	12.37	13.48	1,621.7	897.9	895.7	879.0	665.0	649.6
EARTH	School of Geology (AUTH)	20.37	14.12	2.33	1,937.5	1,323.5	79.4	875.1	553.0	41.5
EARTH	Department of Marine Sciences (UAegean)	20.09	12.43	11.68	2,833.6	1,462.6	1,172.1	1,314.7	861.2	909.9
EARTH	Department of Geology (UPatras)	20.00	14.69	10.65	1,570.9	1,132.7	750.8	861.4	901.5	589.0

Area	Department (Univ.)	Mean h GS	Mean h OA	Mean h S2	Cites/acad. GS	Cites/acad. OA	Cites/acad. S2	Cit./TRS GS	Cit./TRS OA	Cit./TRS S2
EARTH	Department of Geography (UAegean)	17.33	14.14	8.44	1,599.0	1,083.4	517.2	604.4	655.6	387.1
EARTH	Department of Geography (HUA)	16.08	10.07	8.56	1,394.6	720.9	506.7	866.9	523.9	450.9
MATSCI	Department of Materials Science and Technology (UoC)	31.73	19.93	14.00	6,816.9	1,993.3	1,129.7	4,702.3	1,316.9	932.8
GEN	School of Science and Technology (HOU)	37.18	11.67	12.14	16,674.0	800.1	854.8	12,181.9	607.8	785.8

Figures 20-24 give the same comparison graphically: department mean h and citations per TRS member under the three sources, the member-level h-index under Google Scholar against the two open sources, the share of each department's roster matched in each source, and the relation between the two designs' department indicators under Google Scholar.

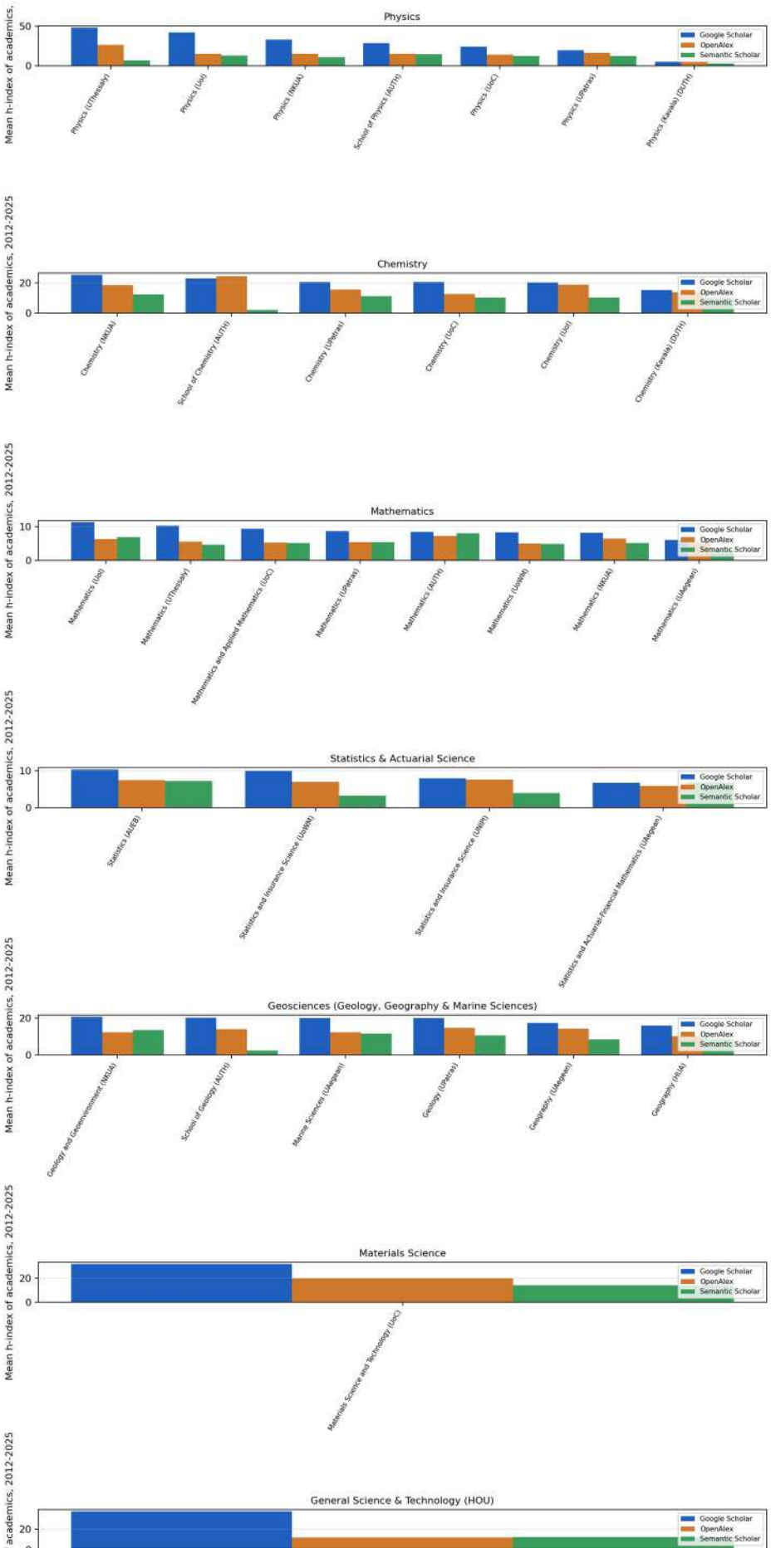
Physics
Mean h-index of academics, 2012-2025
Google Scholar
OpenAlex
Semantic Scholar
Physics (UThessaly)
Physics (UoI)
Physics (NKUA)
School of Physics (AUTH)
Physics (UoC)
Physics (UPatras)
Physics (Kavala) (DUTH)
Chemistry
Chemistry (NKUA)
School of Chemistry (AUTH)
Chemistry (UPatras)
Chemistry (UoC)
Chemistry (UoI)
Chemistry (Kavala) (DUTH)
Mathematics
Mathematics (UoI)
Mathematics (UThessaly)
Mathematics and Applied Mathematics (UoC)
Mathematics (UPatras)
Mathematics (AUTH)
Mathematics (UoWM)
Mathematics (NKUA)
Mathematics (UAegean)
Statistics & Actuarial Science
Statistics (AUEB)
Statistics and Insurance Science (UoWM)
Statistics and Insurance Science (UNIPI)
Statistics and Actuarial-Financial Mathematics (UAegean)
Geosciences (Geology, Geography & Marine Sciences)
Geology and Geoenvironment (NKUA)
School of Geology (AUTH)
Marine Sciences (UAegean)
Geology (UPatras)
Geography (UAegean)
Geography (NUA)
Materials Science
Materials Science and Technology (UoC)
General Science & Technology (HOU)

Figure 20. Design A mean h-index of academics, publications 2012-2025, per department under Google Scholar, OpenAlex and Semantic Scholar (one panel per area; departments ordered by the Google Scholar value).

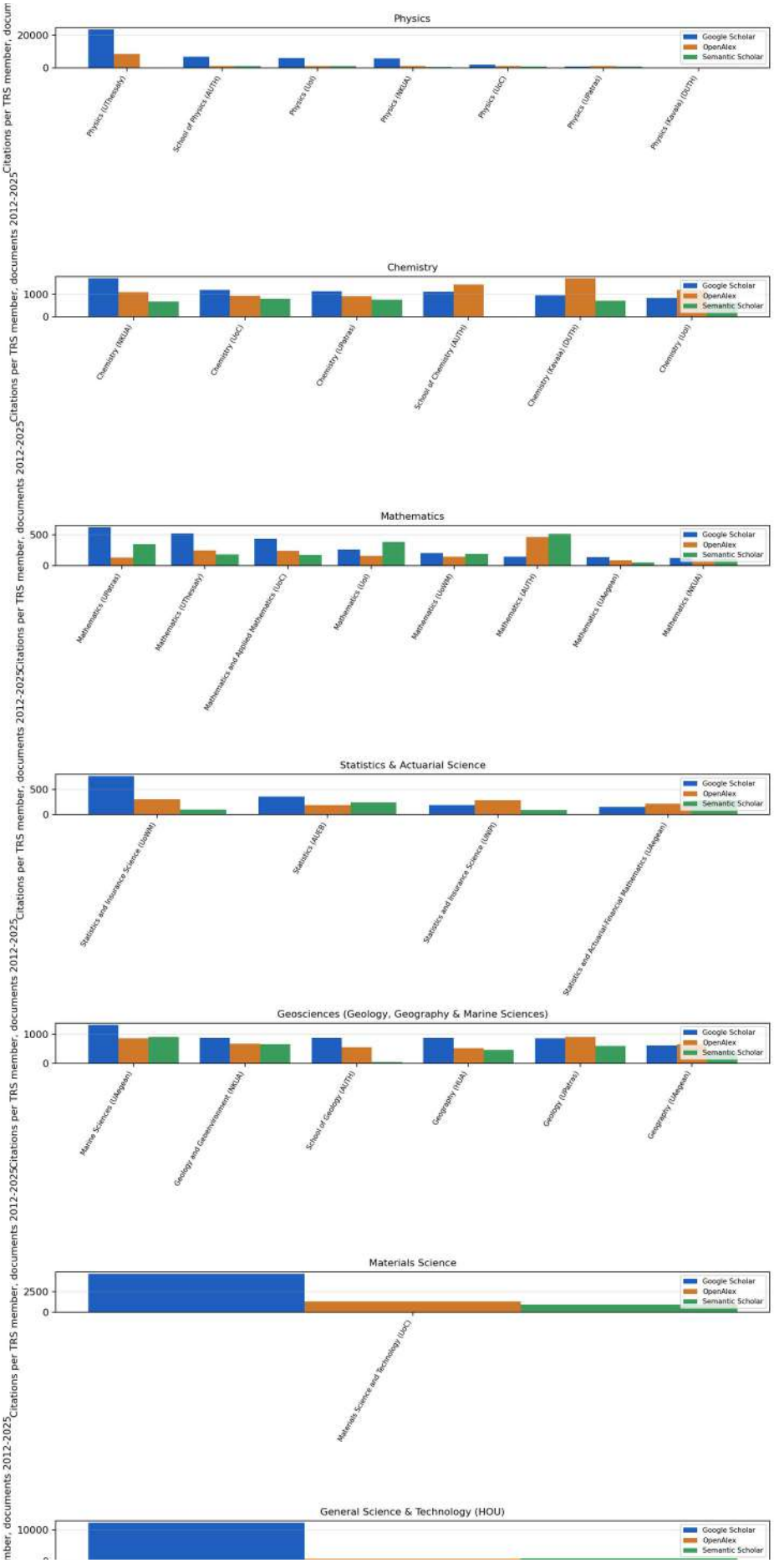
Physics
Chemistry
Mathematics
Statistics & Actuarial Science
Geosciences (Geology, Geography & Marine Sciences)
Materials Science
General Science & Technology (HOU)
Google Scholar
OpenAlex
Semantic Scholar
Citations per TRS member, documents 2012-2025

Figure 21. Design B citations per TRS member, documents 2012-2025, per department under the three sources.

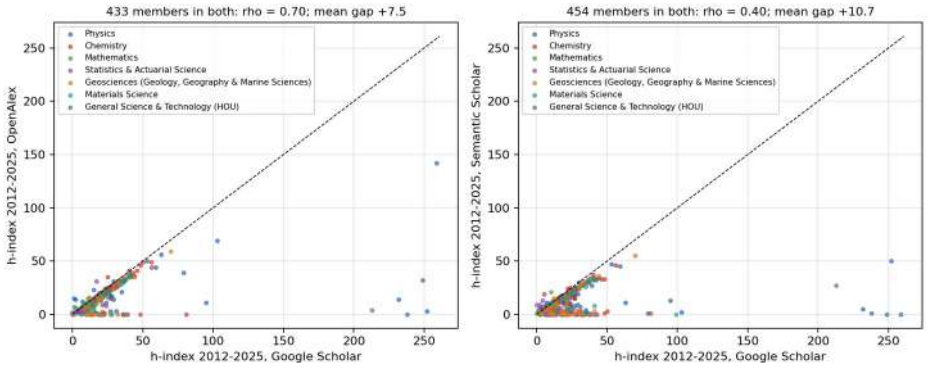

Figure 22. Member-level 2012-2025 h-index: Google Scholar against OpenAlex (left) and against Semantic Scholar (right); dashed line = equality.

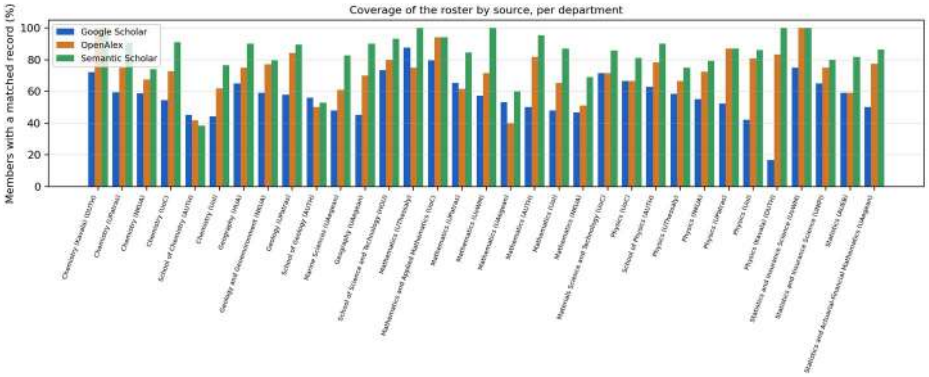

Figure 23. Share of each department's tenured faculty with a matched record, by source.

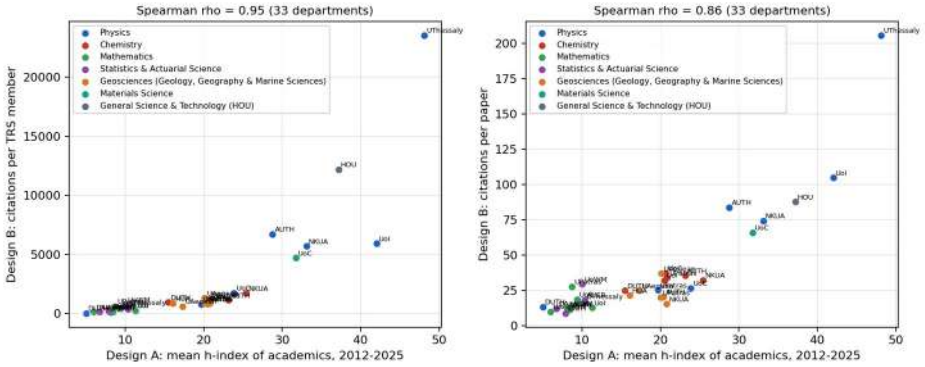

Figure 24. Departments under both designs (Google Scholar, 2012-2025): design-A mean h against design-B citations per TRS member (left) and per paper (right).

5D. The faculty in two global ranking systems: World's Top 2% Scientists and Research.com

As a further lens, equivalent in status to the individual rankings of Sections 5A.5 and 5B.3, every one of the 885 roster members was looked up, by name and affiliation, in two global ranking systems widely cited in Greek academic evaluation; the workflow starts from the roster and asks, for each member, whether the system lists her or him and on what value, and never starts from the systems' own lists. (1) The Stanford/Elsevier World's Top 2% Scientists list (Ioannidis, Baas, Klavans and Boyack; August-2025 data update, version 8, Scopus data to end-2024), which ranks by the composite indicator c (six citation metrics combined; reported here without self-citations, 'ns'); only the career-long list is used and the official table was downloaded from the Elsevier data repository, the members being matched on surname, given name

and the institution recorded by Scopus, with implausible field attributions (economics and business, engineering, the humanities) flagged and excluded - the mirror image of the plausibility rule of the technical volumes of this series. (2) Research.com's Best Scientists rankings for Greece in the five discipline lists that cover these areas (Section 5A.6), matched on name and stated affiliation.

Results (Table 14): 51 members appear in the career-long Top 2% list (0 further name matches were excluded as implausible field attributions), and 23 members appear in the Research.com Greece lists; 11 members appear in both. By area the Top 2% inclusions are PHYS 22, CHEM 19, EARTH 7, GEN 1, MATSCI 1, STAT 1, and the Research.com inclusions CHEM 11, MATSCI 4, PHYS 4, EARTH 3, STAT 1.

Table 14. The two global ranking systems: basic metric, edition consulted, access route and number of the roster members found.

System	Basic metric on which inclusion/rank rests	Edition / date read	Access route	Members found
World's Top 2% Scientists, career-long list (Stanford/Elsevier)	Composite citation indicator c (ns = excluding self-citations); rank among the 236,032 scientists listed	August 2025 update (v8, released Sept 2025), Scopus data to 31 Dec 2024 - latest edition available	Official Elsevier data repository table (doi:10.17632/btchxktzyw.8), name + institution matching	51
Research.com Best Scientists, Greece (five discipline lists)	D-index (discipline-restricted h-index) from OpenAlex and CrossRef, with national and world rank	2026 edition, pages read 28 August 2026	Public discipline ranking pages, name + affiliation matching	23

Figure 25 traces the attrition from the roster to the global lists: of the 885 members, 769 are evaluated in at least one bibliographic source and therefore appear in the individual tables of Sections 5A.5, 5B.3 and 5E, while the two global systems retain 23 and 51 members respectively.

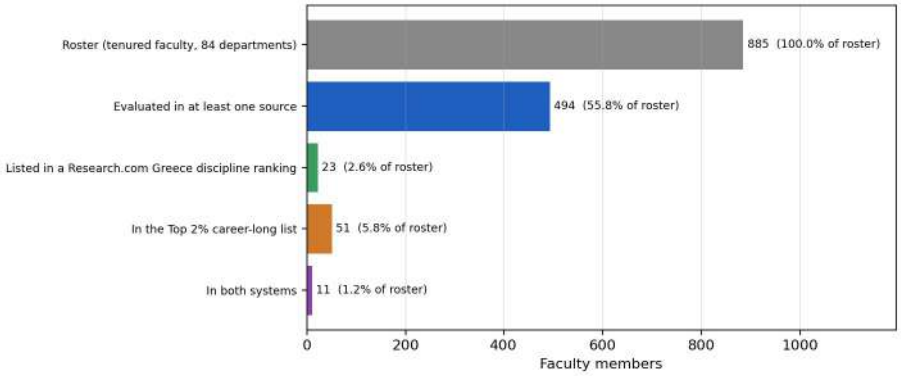

Figure 25. From the roster to the two global ranking systems: members at each stage.

Table 15. Faculty members in the World's Top 2% Scientists career-long list (August 2025 update; publications to end-2024; values without self-citations); 51 members, ordered by rank.

Member	Department (Univ.)	Area	Scopus subfield	Rank (ns)	c-score (ns)	h24 (ns)	Citations (ns)	Papers	First yr
Kyzas Georgios	Department of Chemistry (Kavala) (DUTH)	CHEM	Chemical Physics	19,556	3.982	68	14,484	339	2,007
Katsanevakis Stelios	Department of Marine Sciences (UAegean)	EARTH	Marine Biology & Hydrobiology	37,456	3.797	48	8,386	222	1,997
Perivolaropoulos Leandros	Department of Physics (UoI)	PHYS	Nuclear & Particle Physics	44,592	3.745	38	5,144	138	1,988
Froudakis Georgios	Department of Chemistry (UoC)	CHEM	Chemical Physics	45,685	3.737	49	9,243	184	1,991
Karamanos Nikos	Department of Chemistry (UPatras)	CHEM	Biochemistry & Molecular Biology	56,271	3.671	50	13,496	350	1,986
Vergados Ioannis	Department of Physics (UoI)	PHYS	Nuclear & Particle Physics	69,623	3.600	30	3,625	211	1,968
Stergioulas Nikolaos	School of Physics (AUTH)	PHYS	Nuclear & Particle Physics	72,870	3.584	41	6,416	169	1,995
Theocharis Achilleas	Department of Chemistry (UPatras)	CHEM	Biochemistry & Molecular Biology	75,521	3.572	40	8,082	116	1,999
Frantzeskakis Dimitrios	Department of Physics (NKUA)	PHYS	Fluids & Plasmas	77,821	3.561	42	6,906	341	1,988
Lianidou Evi	Department of Chemistry (NKUA)	CHEM	Oncology & Carcinogenesis	79,500	3.554	48	7,357	212	1,987
Floudas Georgios	Department of Physics (UoI)	PHYS	Polymers	81,487	3.545	44	8,348	290	1,987
Petanidou Theodora	Department of Geography (UAegean)	EARTH	Ecology	87,807	3.519	41	5,584	131	1,990
Karlis Dimitrios	Department of Statistics (AUEB)	STAT	Statistics & Probability	89,366	3.513	32	3,693	125	1,998
Sfetsos Konstantinos	Department of Physics (NKUA)	PHYS	Nuclear & Particle Physics	95,003	3.491	31	3,197	125	1,998
Chatzigeorgiou Georgios	School of Science and Technology (HOU)	GEN	Strategic, Defence & Security Studies	102,611	3.463	29	3,159	108	2,000
Konstantinou Ioannis	Department of Chemistry (UoI)	CHEM	Environmental Sciences	108,709	3.441	50	13,385	214	1,997
Patsalas Panagiotis	School of Physics (AUTH)	PHYS	Applied Physics	117,529	3.412	35	4,984	183	1,998

Member	Department (Univ.)	Area	Scopus subfield	Rank (ns)	c-score (ns)	h24 (ns)	Citations (ns)	Papers	First yr
Goudos Sotirios	School of Physics (AUTH)	PHYS	Networking & Telecommunications	118,387	3.409	33	4,272	338	2,001
Chaniotakis Nikolaos	Department of Chemistry (UoC)	CHEM	Analytical Chemistry	122,889	3.395	36	4,848	113	1,987
Tetradis Nikolaos	Department of Physics (NKUA)	PHYS	Nuclear & Particle Physics	126,160	3.385	31	4,139	117	1,989
Dalas Evangelos	Department of Chemistry (UPatras)	CHEM	Applied Physics	129,550	3.375	33	3,297	136	1,985
Vougioukalakis Georgios	Department of Chemistry (NKUA)	CHEM	Organic Chemistry	134,835	3.360	24	3,782	95	2,002
Armatas Gerasimos	Department of Materials Science and Technology (UoC)	MATSCI	Nanoscience & Nanotechnology	139,429	3.347	37	4,928	139	2,001
Kokotos Christoforos	Department of Chemistry (NKUA)	CHEM	Organic Chemistry	140,786	3.343	36	3,527	138	2,005
Proestos Charalampos	Department of Chemistry (NKUA)	CHEM	Food Science	143,201	3.336	30	4,056	178	2,005
Tasis Dimitrios	Department of Chemistry (UoI)	CHEM	Materials	147,763	3.324	26	12,507	69	1,998
Tsagkas Christos	School of Physics (AUTH)	PHYS	Nuclear & Particle Physics	148,435	3.322	25	2,621	85	1,997
Bourlinos Athanasios	Department of Physics (UoI)	PHYS	Nanoscience & Nanotechnology	156,420	3.301	45	14,997	151	1,999
Petropoulos P. Georgios	Department of Geography (HUA)	EARTH	Geological & Geomatics Engineering	159,826	3.293	34	4,193	217	2,009
Dedes Athanasios	Department of Physics (UoI)	PHYS	Nuclear & Particle Physics	162,381	3.287	26	2,378	62	1,996
Vallianatos Filippos	Department of Geology and Geoenvironment (NKUA)	EARTH	Geochemistry & Geophysics	174,594	3.257	30	3,443	242	1,991
Papadimitriou Ioannis	Department of Physics (NKUA)	PHYS	Nuclear & Particle Physics	174,917	3.257	24	1,886	46	2,000
Topouzelis Konstantinos N.	Department of Marine Sciences (UAegean)	EARTH	Geological & Geomatics Engineering	181,818	3.241	27	2,434	100	2,002
Stratakis Manolis	Department of Chemistry (UoC)	CHEM	Organic Chemistry	182,683	3.239	27	3,035	123	1,989
Tamvakis Kyriakos	Department of Physics (UoI)	PHYS	Nuclear & Particle Physics	183,290	3.237	34	4,831	142	1,978
Danopoulos Andreas	Department of Chemistry (NKUA)	CHEM	Inorganic & Nuclear Chemistry	195,857	3.210	41	6,917	145	1,981
Nikolaou Anastasia	Department of Marine Sciences (UAegean)	EARTH	Environmental Sciences	197,652	3.206	29	3,935	69	2,000
Petkou Anastasios	School of Physics (AUTH)	PHYS	Nuclear & Particle Physics	198,100	3.205	26	2,382	64	1,994
Apostolatos Theocharis	Department of Physics (NKUA)	PHYS	Nuclear & Particle Physics	203,092	3.195	21	2,238	60	1,992
Volos Christos	School of Physics (AUTH)	PHYS	Networking & Telecommunications	211,258	3.178	39	5,045	348	2,005
Kokkinos Christos	Department of Chemistry (NKUA)	CHEM	Analytical Chemistry	222,487	3.156	26	2,060	74	2,007
Psychalinos Konstantinos	Department of Physics (UPatras)	PHYS	Electrical & Electronic Engineering	222,642	3.155	26	2,703	328	1,989
Moustakas Aris	Department of Physics (NKUA)	PHYS	Networking & Telecommunications	241,568	3.121	21	2,048	109	1,995
Christopoulos Theodoros	Department of Chemistry (UPatras)	CHEM	Analytical Chemistry	249,778	3.106	24	3,216	125	1,982
Stefanou Nikolaos	Department of Physics (NKUA)	PHYS	Applied Physics	250,431	3.105	34	4,391	162	1,982
Stamatatos Ch. Theocharis	Department of Chemistry (UPatras)	CHEM	Inorganic & Nuclear Chemistry	255,385	3.096	39	4,959	178	2,003
Valdramidis Vasilis	Department of Chemistry (NKUA)	CHEM	Food Science	266,357	3.078	33	4,997	170	2,004
Mavromoustakos Thomas	Department of Chemistry (NKUA)	CHEM	Medicinal & Biomolecular Chemistry	266,849	3.077	31	4,019	336	1,988
Tsakmakidis Kosmas	Department of Physics (NKUA)	PHYS	Optics	295,541	3.032	20	2,802	126	2,004
Papoulis Dimitrios	Department of Geology (UPatras)	EARTH	Mining & Metallurgy	325,765	2.988	22	1,522	83	2,004
Vlassis Spyridon	Department of Physics (UPatras)	PHYS	Electrical & Electronic Engineering	438,316	2.851	16	1,048	107	1,998

Career-long list: publications 1960-2024, citations 1996-2024; c = composite indicator (ns); h24 = h-index to end-2024. Source: Ioannidis, J.P.A. (2025), August 2025 data-update, Elsevier Data Repository, doi:10.17632/btchxktzyw.8. The single-year list is not used.

Figures 26-31 show how the two systems intersect among the evaluated members and how their presence is distributed by area, by university and by department, and how the systems' own metrics relate to the values computed in this study.

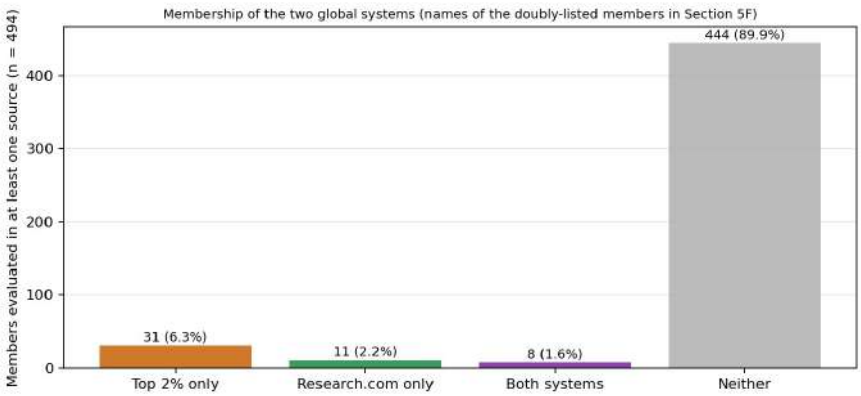

Figure 26. Combinations of membership of the two systems among the members evaluated in at least one source.

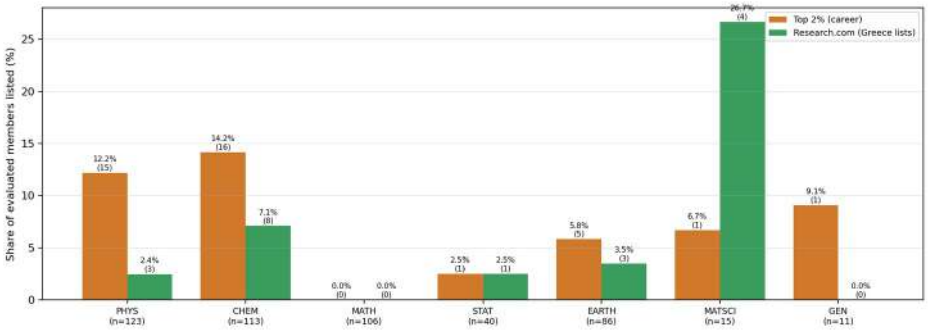

Figure 27. Share (and number) of evaluated members listed in each system, by area.

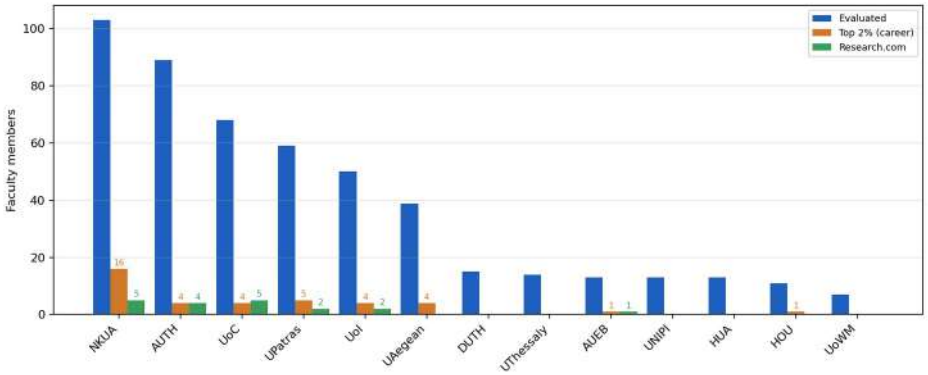

Figure 28. Evaluated members and their presence in the two systems, by university.

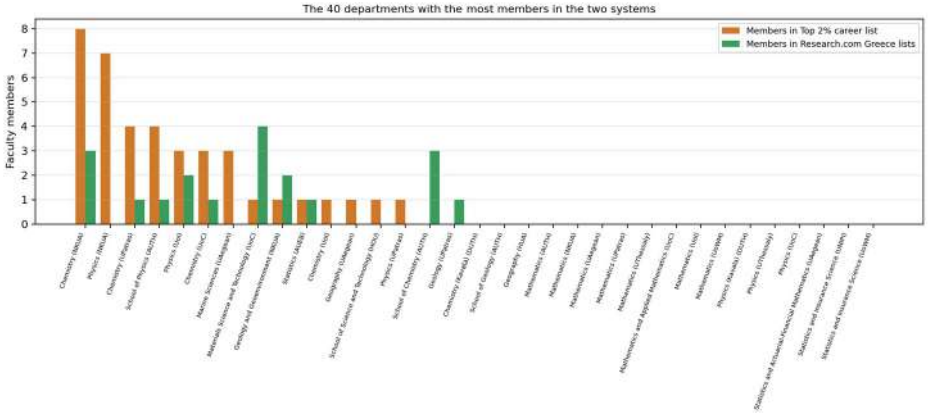

Figure 29. The departments with the most members in the two systems.

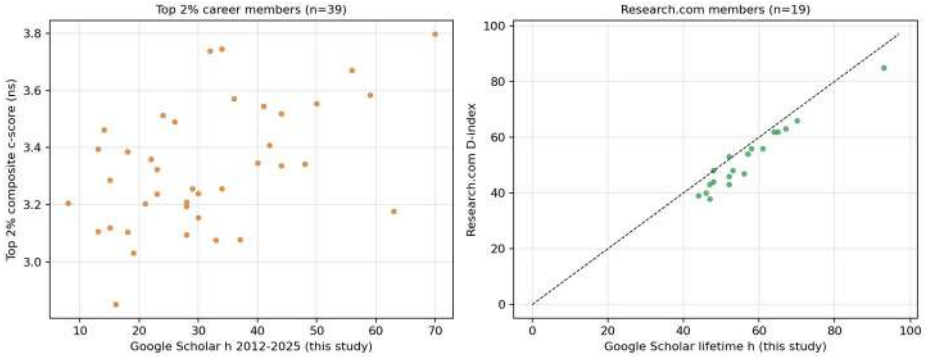

Figure 30. The systems' metrics against this study's Google Scholar values: Top 2% c-score against the 2012-2025 h-index (left) and Research.com D-index against the lifetime h-index (right).

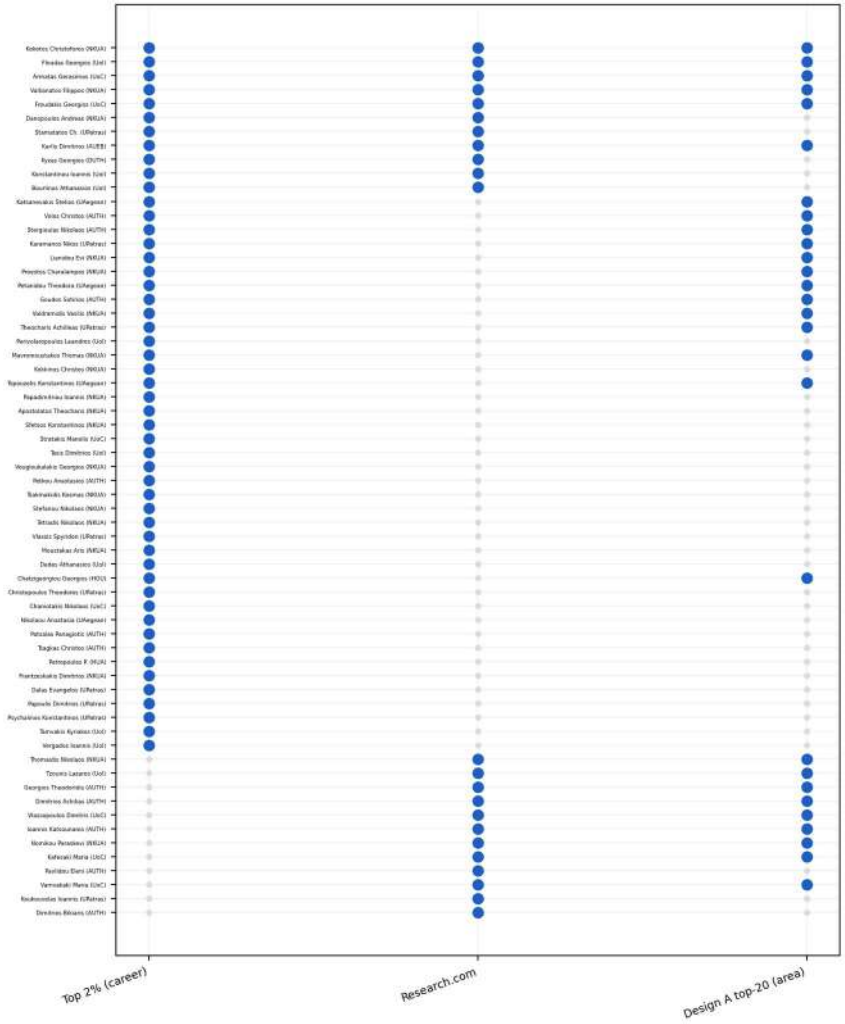

Figure 31. Every member listed in either system, with membership of the other system and of the area top-20 under design A (filled = present).

5E. Complete per-faculty-member results and rankings, publications 2012-2025 (designs A and B): Google Scholar, with OpenAlex and Semantic Scholar alongside

One line per evaluated faculty member, department by department. Design A (publications 2012-2025): h-index, i10-index, citations, publications, with ranks within department / university / area / all departments

on h and the design-A composite (Eq. 10). Design B (documents 2012-2025): own documents P_i, citations C_i, with ranks within department / university / area / all on C_i and the design-B composite. Then the lifetime values at retrieval from the member's Google Scholar profile: h-index, i10-index and total citations; and finally, for the same member, the OpenAlex and Semantic Scholar values: 2012-2025 h / i10 / citations and lifetime h / i10 / citations (blank = not matched in that source). Composites = harmonic mean of ranks within the area. The header of each table gives the number of members matched in at least one source of the department's TRS.

School of Physics (AUTH) - PHYS - 47 matched of 51 TRS

Member	Grade	A: h	A: i10	A: cites	A: pubs	A: rank h d/u/a/all	A: comp.	B: P_i	B: C_i	B: rank C d/u/a/all	B: comp.	GS profile h/i10/cites	Conf.	OA 2012-25 h/i10/cites	OA life h/i10/cites	S2 2012-25 h/i10/cites	S2 life h/i10/cites
Kordas Konstantinos	Prof.	252	1,014	269,478	1,227	1/1/2/2	2.2	1,227	269,478	1/1/2/2	2.6	261/1,114/321,186	L	3/1/76	3/1/76	50/128/8,675	51/143/10,911
Volos Christos	Prof.	63	208	12,300	376	2/2/9/13	8.5	376	12,300	3/3/10/16	9.5	63/226/12,779	L	56/174/9,565	56/174/9,565	11/12/247	11/12/249
Stergioulas Nikolaos	Prof.	59	116	14,372	183	3/3/10/14	10.8	183	14,372	2/2/9/14	10.4	77/170/21,939	H	44/87/7,092	44/87/7,092	45/106/8,983	56/159/12,711
Goudos Sotirios	Prof.	42	140	7,813	339	4/8/12/26	10.5	339	7,813	4/7/11/23	12.0	48/175/9,726	H	36/116/5,916	36/116/5,916	33/100/5,033	39/129/6,420
Balis Dimitrios	Prof.	36	75	3,640	237	5/11/19/44	18.0	237	3,640	8/17/27/68	14.0	67/172/12,523	L	0/0/0	0/0/0	1/0/2	1/0/2
Pavlidou Eleni	Prof.	35	97	3,977	175	6/12/21/49	19.5	175	3,977	6/14/23/58	18.2	56/181/10,798	H	21/33/1,710	21/33/1,710	4/1/38	7/6/454
Angelakeris Mavroeidis	Prof.	34	56	4,342	84	7/13/22/52	26.9	84	4,342	5/13/22/55	28.3	45/98/6,864	L	28/47/3,220	28/47/3,220	29/52/3,043	37/83/4,936
Tourpali Kleareti	Prof.	26	35	3,662	105	8/21/36/96	32.7	105	3,662	7/16/26/67	33.4	37/60/5,375	H	24/31/2,672	24/31/2,672	20/24/2,456	30/47/3,796
Kioseoglou Iosif	Prof.	23	52	1,968	135	9/23/43/121	38.0	135	1,968	12/27/50/138	42.3	27/82/2,877	L				
Siampos Konstantinos	Asst.	23	35	1,764	52	9/23/43/121	56.2	52	1,764	14/33/54/156	66.2	27/44/2,097	H			23/33/1,579	26/40/1,838
Delimitis Andreas	Asst.	22	37	3,112	58	11/26/49/136	45.2	58	3,112	9/18/30/74	48.3	28/58/4,140	H	21/32/2,588	21/32/2,588	1/0/1	1/0/2
Vyrsokinos Konstantinos	Assoc.	21	37	1,853	118	12/29/56/153	44.5	118	1,853	13/30/52/147	45.7	28/59/2,740	H	16/26/1,276	16/26/1,276	18/24/1,169	24/43/1,824
Petkou Anastasios	Prof.	21	23	1,325	35	12/29/56/153	71.0	35	1,325	18/42/69/192	56.6	39/64/5,216	H	17/20/858	17/20/858	18/21/1,009	35/64/4,394
Tsiganis Kleomenis	Prof.	20	33	1,970	109	14/33/58/166	45.3	109	1,970	11/26/49/137	40.2	37/68/10,923	H	18/22/1,351	18/22/1,351	17/24/1,153	29/54/7,184
Moustakidis Charalampos	Prof.	20	36	1,428	115	14/33/58/166	48.2	115	1,428	16/38/64/181	47.2	30/58/2,773	H	0/0/0	0/0/0	11/13/268	13/17/467
Katsikini Maria	Prof.	20	30	1,320	62	14/33/58/166	66.1	62	1,320	19/43/70/193	75.1	23/60/2,188	L	17/26/1,054	17/26/1,054	16/26/922	19/44/1,555
Siozios Konstantinos	Prof.	18	39	1,380	174	17/43/68/195	33.8	174	1,380	17/40/66/186	35.5	20/60/1,923	L	15/23/767	15/23/767	14/21/847	16/39/1,290
Nikolaidis Spyridon	Prof.	18	36	1,301	135	17/43/68/195	46.5	135	1,301	20/44/71/194	47.5	25/86/3,245	H	14/25/1,042	14/25/1,042	11/13/852	11/13/862
Kassavetis Spyros	Asst.	17	24	2,010	40	19/49/75/214	67.3	40	2,010	10/25/48/136	69.7	23/41/2,757	H	15/19/1,288	15/19/1,288	13/16/1,217	18/30/1,725
Gaitanos Theodoros	Prof.	16	17	1,731	64	20/52/82/231	67.6	64	1,731	15/34/58/160	59.2	30/47/4,061	H	12/15/796	12/15/796	12/13/964	23/38/2,689
Kalogirou Orestis	Prof.	16	17	1,136	33	20/52/82/231	86.8	33	1,136	21/48/79/218	77.9	28/56/2,799	H			14/16/799	26/55/2,272
Stoulos Stylianos	Prof.	16	32	1,037	57	20/52/82/231	82.0	57	1,037	22/51/83/227	82.3	24/59/3,537	L	13/20/613	13/20/613	12/17/549	21/39/2,426
Ioannidou Alexandra	Prof.	16	27	824	104	20/52/82/231	63.4	104	824	23/56/93/264	59.6	27/54/3,332	H	2/1/31	2/1/31	2/0/14	2/0/14
Sarafidis Charalampos	Assoc.	15	20	756	47	24/56/88/250	91.5	47	756	24/58/96/273	95.2	18/26/1,028	H	14/18/656	14/18/656	12/15/472	17/21/679
Gkolias Ioannis	Asst.	15	21	719	60	24/56/88/250	86.4	60	719	25/60/98/280	92.0	15/21/719	H	11/13/456	11/13/456	11/13/366	11/14/398
Tassis Dimitrios	Prof.	11	14	436	34	26/66/104/320	103.7	34	436	26/67/105/336	91.9	25/49/1,605	H			0/0/0	0/0/0
Gioti Maria	Prof.	11	13	430	32	26/66/104/320	105.7	32	430	27/68/106/340	93.4	25/54/1,892	H	11/11/324	11/11/324	10/11/316	22/49/1,432
Noulis Thomas	Assoc.	10	10	311	69	28/70/107/342	85.2	69	311	29/76/112/375	86.2	13/22/565	H	0/0/0	0/0/0	7/1/167	9/8/330
Petrellis Dimitrios	Asst.	8	8	353	33	29/78/113/382	108.2	33	353	28/72/109/359	103.5	18/20/1,644	H	7/6/310	7/6/310	5/3/88	13/15/538
Konstantakos Vasileios	Asst.	8	5	266	32	29/78/113/382	111.2	32	266	30/78/114/384	112.2	10/11/556	H	7/4/196	7/4/196	9/9/353	10/10/366
Meletlidou Evthymia	Assoc.	7	5	123	20	31/83/115/399	115.0	20	123	31/84/117/431	115.3	10/10/293	L	6/4/86	6/4/86	5/2/54	7/6/177
Papadopoulos Pantelis	Prof.	1	1	10	1	32/89/122/484	121.7	1	10	32/89/121/484	121.7	4/3/68	M	15/21/610	15/21/610	1/1/99	1/1/99

Department of Physics (NKUA) - PHYS - 48 matched of 58 TRS

Member	Grade	A: h	A: i10	A: cites	A: pubs	A: rank h d/u/a/all	A: comp.	B: P_i	B: C_i	B: rank C d/u/a/all	B: comp.	GS profile h/i10/cites	Conf.	OA 2012-25 h/i10/cites	OA life h/i10/cites	S2 2012-25 h/i10/cites	S2 life h/i10/cites
Saoulidou Niki	Prof.	249	1,120	257,297	1,332	1/1/3/3	1.8	1,332	257,297	1/1/3/3	1.6	263/1,231/294,324	H	32/95/3,843	32/95/3,843	0/0/0	0/0/0
Mertzimekis Theodoros	Prof.	103	178	58,512	490	2/2/6/7	6.0	490	58,512	2/2/6/8	6.0	135/277/85,227	H	69/166/13,825	69/166/13,825	2/1/26	14/17/393
Vellidis Konstantinos	Assoc.	79	175	23,589	327	3/4/8/11	8.6	327	23,589	3/3/8/10	8.2	132/429/94,743	H	39/106/4,968	39/106/4,968	1/0/4	2/1/137
Petropoulou Maria	Asst.	41	104	6,539	204	4/8/13/28	14.2	204	6,539	4/8/16/33	18.3	41/107/6,665	H			0/0/0	0/0/0
Papathanasiou Georgios	Asst.	31	49	3,586	104	5/15/25/65	30.3	104	3,586	7/16/29/70	35.5	22/32/4,959	H	3/1/17	3/1/17		
Tasolamprou Anna	Asst.	30	44	2,797	99	6/16/27/70	33.8	99	2,797	9/24/34/89	42.6	31/48/2,921	H	25/36/2,006	25/36/2,006	24/40/1,939	25/44/2,038
Sarlis Nikolaos	Prof.	30	76	2,767	162	6/16/27/70	25.9	162	2,767	10/25/35/91	24.6	47/129/8,227	H	28/69/2,527	28/69/2,527	30/74/3,431	56/186/12,116
Papadimitriou Ioannis	Asst.	29	47	2,538	58	8/20/29/79	41.9	58	2,538	14/31/41/105	45.7	30/44/5,437	H	14/18/796	14/18/796	19/26/1,170	31/50/3,906
Apostolatos Theocharis	Prof.	28	37	4,568	54	9/21/32/82	31.3	54	4,568	5/12/19/52	34.2	36/55/7,814	H	17/21/1,737	17/21/1,737	0/0/0	0/0/0
Tzanis Christos	Assoc.	28	36	2,146	85	9/21/32/82	40.6	85	2,146	16/35/46/127	45.6	36/52/3,439	H	24/31/1,621	24/31/1,621	24/31/1,567	33/47/2,725

Member	Grade	A: h	A: i10	A: cites	A: pubs	A: rank h d/u/a/all	A: comp.	B: P_i	B: C_i	B: rank C d/u/a/all	B: comp.	GS profile h/i10/cites	Conf.	OA 2012-25 h/i10/cites	OA life h/i10/cites	S2 2012-25 h/i10/cites	S2 life h/i10/cites
Dasyra Kalliopi	Assoc.	27	36	3,627	67	11/26/34/90	36.9	67	3,627	6/15/28/69	32.7	45/63/8,410	H	16/18/1,016	16/18/1,016	18/23/1,370	36/52/4,668
Avramidis Konstantinos	Assoc.	27	94	2,872	249	11/26/34/90	20.8	249	2,872	8/23/32/85	22.8	29/105/3,367	H	3/1/23	3/1/23	8/6/128	8/6/131
Gazeas Kosmas	Lect.	26	47	2,582	162	13/28/36/96	29.2	162	2,582	13/29/40/103	31.2	35/77/4,623	H	19/33/1,304	19/33/1,304	16/21/918	19/33/1,335
Sfetsos Konstantinos	Prof.	26	43	2,431	69	13/28/36/96	44.1	69	2,431	15/32/43/111	33.3	52/119/8,456	H	19/27/1,112	19/27/1,112	19/29/1,166	21/33/1,329
Sakellis Ilias	Asst.	24	60	1,750	101	15/34/42/114	46.6	101	1,750	18/42/56/158	54.7	26/75/2,314	M	11/13/359	11/13/359	10/12/353	15/26/826
Sofianos Sarantis	Prof.	23	36	1,939	102	16/36/43/121	45.4	102	1,939	17/37/51/141	48.9	30/52/3,342	H	21/33/1,551	21/33/1,551	22/32/1,378	33/80/3,736
Giannakaki Eleni	Asst.	22	31	2,700	81	17/38/49/136	45.5	81	2,700	12/27/38/95	45.8	30/42/5,193	L	0/0/0	0/0/0	11/12/974	15/16/1,253
Tsakmakidis Kosmas	Asst.	19	30	2,708	106	18/46/62/182	43.2	106	2,708	11/26/37/94	41.7	30/47/5,186	H	17/26/2,217	17/26/2,217	16/25/1,970	27/40/3,745
Koseoglou Pavlos	Asst.	19	30	1,385	83	18/46/62/182	58.2	83	1,385	20/46/65/185	65.7	19/30/1,390	H	15/22/893	15/22/893	11/13/596	11/13/600
Koutsokeras Loukas	Asst.	19	23	1,167	45	18/46/62/182	74.9	45	1,167	22/50/76/210	80.6	25/33/1,787	H	0/0/0	0/0/0	16/20/857	23/31/1,323
Tzanakaki Anna	Prof.	18	38	1,598	144	21/49/68/195	41.4	144	1,598	19/43/62/171	40.1	29/92/4,486	H	17/27/1,115	17/27/1,115	15/25/983	25/63/3,126
Tetradis Nikolaos	Prof.	18	26	1,340	51	21/49/68/195	73.8	51	1,340	21/47/68/191	45.5	45/96/8,654	H	14/17/842	14/17/842	15/17/908	35/73/4,693
Stefanou Nikolaos	Prof.	18	34	959	67	21/49/68/195	71.3	67	959	27/56/89/239	43.5	46/114/7,690	H	16/30/789	16/30/789	17/35/951	36/104/5,325
Anastasopoulos Markos	Assoc.	17	32	1,065	105	24/55/75/214	58.6	105	1,065	24/53/82/224	61.0	22/50/1,567	H	1/0/2	1/0/2	15/21/879	18/37/1,289
Lelidis Ioannis	Assoc.	17	29	831	59	24/55/75/214	81.0	59	831	28/63/92/262	81.0	25/65/2,211	H	15/27/704	15/27/704	0/0/0	2/0/15
Moustakas Aris	Prof.	15	24	1,008	65	26/62/88/250	78.7	65	1,008	25/54/86/232	63.0	33/63/4,603	H	15/19/785	15/19/785	1/0/2	1/0/2
Sotiropoulou Georgia	Asst.	15	17	994	69	26/62/88/250	75.6	69	994	26/55/88/234	79.8	16/18/1,018	H	23/45/1,983	23/45/1,983	4/1/40	6/3/208
Latsas Georgios	Asst.	15	23	764	60	26/62/88/250	85.6	60	764	29/64/95/271	88.8	18/31/1,066	H	13/16/596	13/16/596	13/16/545	16/22/805
Reisis Dionysios	Prof.	15	21	750	64	26/62/88/250	82.0	64	750	30/65/97/274	83.1	21/43/2,179	L	11/14/480	11/14/480	2/0/10	2/0/10
Vervatis Vasileios	Asst.	14	17	1,163	54	30/68/98/272	85.5	54	1,163	23/52/77/213	88.5	14/20/1,306	H			11/12/686	13/14/913
Stamopoulos Dimosthenis	Assoc.	14	23	677	77	30/68/98/272	77.9	77	677	31/67/99/286	70.5	26/64/2,011	H			11/16/511	22/47/1,434
Roditi Evgenia	Asst.	3	0	28	14	32/101/119/467	118.3	14	28	32/102/119/475	116.6	12/12/381	L	2/0/7	2/0/7	5/1/64	9/7/284

Department of Physics (UThessaly) - PHYS - 10 matched of 12 TRS

Member	Grade	A: h	A: i10	A: cites	A: pubs	A: rank h d/u/a/all	A: comp.	B: P_i	B: C_i	B: rank C d/u/a/all	B: comp.	GS profile h/i10/cites	Conf.	OA 2012-25 h/i10/cites	OA life h/i10/cites	S2 2012-25 h/i10/cites	S2 life h/i10/cites
Bachas Kostantinos	Assoc.	259	1,046	278,390	1,134	1/1/1/1	1.4	1,134	278,390	1/1/1/1	1.4	264/1,112/326,196	H	142/1,079/99,641	142/1,079/99,641	0/0/0	3/2/167
Karakasidis Theodoros	Prof.	29	59	2,649	136	2/2/29/79	30.9	136	2,649	2/2/39/99	34.0	37/90/4,302	H	25/54/2,026	25/54/2,026	25/45/1,911	31/72/3,188
Sofos Filippos	Assoc.	23	37	1,759	72	3/3/43/121	50.9	72	1,759	3/4/55/157	61.2	25/43/2,234	H	21/33/1,263	21/33/1,263	21/29/1,232	23/33/1,613
Simos Christos	Assoc.	10	10	311	41	4/7/107/342	104.2	41	311	5/8/112/375	104.2	16/21/634	H	8/8/248	8/8/248	2/0/12	3/1/79
Kanapitsas Athanasios	Prof.	9	7	381	17	5/8/110/361	111.2	17	381	4/7/108/354	102.6	22/31/1,422	H	8/7/321	8/7/321	2/0/12	2/0/12
Tsitsipis Panagiotis	Prof.	7	7	236	13	6/9/115/399	116.0	13	236	6/9/115/392	115.6	12/15/508	H	3/3/104	3/3/104	6/5/165	10/10/336
Kotsos Vasileios	Prof.	0	0	0	1	7/14/123/492	122.7	1	0	7/14/123/492	121.7	5/3/135	H	0/0/0	0/0/0		

Department of Physics (UPatras) - PHYS - 23 matched of 23 TRS

Member	Grade	A: h	A: i10	A: cites	A: pubs	A: rank h d/u/a/all	A: comp.	B: P_i	B: C_i	B: rank C d/u/a/all	B: comp.	GS profile h/i10/cites	Conf.	OA 2012-25 h/i10/cites	OA life h/i10/cites	S2 2012-25 h/i10/cites	S2 life h/i10/cites
Kazantzidis Andreas	Prof.	37	69	3,821	163	1/3/18/42	20.2	163	3,821	1/6/25/63	23.6	43/97/5,452	H	32/64/3,032	32/64/3,032		
Gourgouliatos Konstantinos – Nektarios	Assoc.	26	42	2,289	82	2/10/36/96	42.8	82	2,289	3/14/44/117	51.3	28/49/2,449	H	21/31/1,551	21/31/1,551	20/32/1,245	20/38/1,345
Palilis Leonidas	Prof.	25	39	2,739	52	3/12/41/106	47.0	52	2,739	2/9/36/92	47.9	36/70/5,582	H	25/34/2,453	25/34/2,453	22/34/1,881	32/60/3,171
Papanikolaou Theodoros	Asst.	22	28	2,284	42	4/16/49/136	56.3	42	2,284	4/15/45/118	67.8	22/28/2,286	H	21/26/1,503	21/26/1,503	20/27/1,750	20/27/1,755
Anastopoulos Charis	Assoc.	22	34	1,534	55	4/16/49/136	61.9	55	1,534	6/21/63/175	66.6	29/66/2,756	H	17/22/819	17/22/819	18/25/1,096	27/58/2,067
Andrikopoulos Konstantinos	Assoc.	22	41	1,376	67	4/16/49/136	58.3	67	1,376	7/23/67/187	58.8	32/77/3,901	H	19/38/1,178	19/38/1,178	3/1/29	3/1/29
Kioutsioukis Ioannis	Prof.	19	26	1,642	86	7/22/62/182	55.2	86	1,642	5/19/59/164	52.9	30/46/3,161	H	20/27/1,850	20/27/1,850		
Syrrokostas Georgios	Asst.	18	19	954	25	8/24/68/195	85.9	25	954	8/26/90/241	98.3	19/22/1,106	H	16/17/779	16/17/779	15/18/732	17/21/849
Vlassis Spyridon	Prof.	16	25	853	61	9/28/82/231	81.3	61	853	9/29/91/258	83.2	22/51/1,829	H	14/20/795	14/20/795	14/18/814	20/39/1,643
Zoakos Dimitrios	Asst.	15	22	540	33	10/32/88/250	97.2	33	540	10/40/102/314	98.7	21/35/1,140	H	13/16/371	13/16/371	13/17/416	18/31/1,011
Kaidatzis Andreas	Assoc.	9	9	337	46	11/43/110/361	103.6	46	337	11/43/111/366	105.3	10/10/360	H	8/8/243	8/8/243	8/8/222	8/8/235
Spiliopoulos Nikolaos	Assoc.	5	3	119	19	12/49/118/437	117.0	19	119	12/49/118/435	113.5	15/19/717	H	5/3/94	5/3/94	5/2/95	12/15/467

Department of Physics (UoI) - PHYS - 52 matched of 57 TRS

Member	Grade	A: h	A: i10	A: cites	A: pubs	A: rank h d/u/a/all	A: comp.	B: P_i	B: C_i	B: rank C d/u/a/all	B: comp.	GS profile h/i10/cites	Conf.	OA 2012-25 h/i10/cites	OA life h/i10/cites	S2 2012-25 h/i10/cites	S2 life h/i10/cites
Kokkas Panagiotis	Prof.	238	1,057	247,864	1,257	1/1/4/4	3.0	1,257	247,864	1/1/4/4	3.0	253/1,215/301,895	H	0/0/0	0/0/0	1/1/48	3/3/161
Papadopoulos Ioannis	Prof.	232	866	220,748	1,185	2/2/5/5	4.6	1,185	220,748	2/2/5/5	4.6	248/1,030/278,333	H	14/18/728	14/18/728	5/2/96	5/2/96
Evangelou Evangelos	Assoc.	95	193	38,814	267	3/3/7/9	8.0	267	38,814	3/3/7/9	8.4	109/242/46,600	H	11/15/1,425	11/15/1,425	13/14/1,537	14/15/1,681

Member	Grade	A: h	A: i10	A: cites	A: pubs	A: rank h d/u/a/all	A: comp.	B: P_i	B: C_i	B: rank C d/u/a/all	B: comp.	GS profile h/i10/cites	Conf.	OA 2012-25 h/i10/cites	OA life h/i10/cites	S2 2012-25 h/i10/cites	S2 life h/i10/cites
Tzounis Lazaros	Assoc.	53	96	7,311	120	4/4/11/17	15.0	120	7,311	5/5/13/27	18.5	53/97/7,373	H	50/94/6,375	50/94/6,375	47/91/5,790	47/91/5,791
Floudas Georgios	Prof.	41	105	4,540	158	5/6/13/28	17.4	158	4,540	6/8/20/53	16.1	64/245/14,321	H	37/100/4,002	37/100/4,002	33/96/3,357	50/220/9,131
Perivolaropoulos Leandros	Prof.	34	60	7,672	88	6/8/22/52	19.9	88	7,672	4/4/12/25	17.9	58/134/13,922	H	31/56/5,628	31/56/5,628	0/0/0	0/0/0
Kassomenos Pavlos	Prof.	32	74	3,047	108	7/9/24/60	29.5	108	3,047	8/11/31/78	25.2	56/148/9,112	H	28/68/2,439	28/68/2,439	27/66/2,200	47/133/6,622
Papadopoulos Periklis	Assoc.	31	38	3,894	52	8/10/25/65	32.2	52	3,894	7/9/24/60	34.6	42/63/6,028	H	28/38/3,313	28/38/3,313	3/2/61	5/4/121
Douvalis Alexios	Prof.	26	37	2,487	63	9/11/36/96	45.4	63	2,487	10/13/42/106	50.0	35/61/4,967	H	23/33/1,968	23/33/1,968	22/32/1,879	28/53/3,635
Markou Anastasios	Asst.	23	41	1,817	81	10/13/43/121	48.9	81	1,817	11/16/53/150	60.2	23/43/1,847	H			2/0/14	2/0/14
Bakas Nikolaos	Asst.	20	34	1,622	108	11/20/58/166	48.6	108	1,622	12/18/60/165	53.1	18/29/1,871	H	13/17/569	13/17/569		
Kostarakis Panagiotis	Prof.	19	27	2,818	48	12/22/62/182	52.1	48	2,818	9/12/33/87	53.0	27/55/6,345	L	15/22/1,251	15/22/1,251	18/27/1,256	23/43/2,159
Leontaris Georgios	Prof.	19	39	1,160	71	12/22/62/182	64.9	71	1,160	16/29/78/214	53.2	38/119/5,136	H			0/0/0	1/0/1
Giannaros Christos	Asst.	18	26	1,293	63	14/24/68/195	69.6	63	1,293	13/23/72/197	78.0	18/26/1,293	H	17/25/1,242	17/25/1,242	16/24/1,063	16/24/1,063
Christofilakis Vasileios	Assoc.	17	24	613	61	15/27/75/214	81.0	61	613	19/34/100/301	89.8	17/28/750	H	14/22/488	14/22/488	13/20/465	13/24/561
Kosmas Theocharis	Prof.	16	21	1,239	79	16/29/82/231	68.1	79	1,239	15/25/75/203	56.9	33/71/3,580	H	14/16/815	14/16/815	14/16/789	21/49/1,805
Bakas Thomas	Prof.	15	23	1,270	33	17/31/88/250	86.7	33	1,270	14/24/74/201	53.0	42/92/5,062	H	14/16/1,062	14/16/1,062	3/0/21	3/0/21
Dedes Athanasios	Prof.	15	17	996	21	17/31/88/250	94.4	21	996	17/31/87/233	59.1	41/64/6,602	H	9/9/353	9/9/353	14/18/644	34/58/3,859
Lolis Christos	Assoc.	15	24	780	61	17/31/88/250	84.0	61	780	18/33/94/268	79.6	25/43/1,688	H	8/8/191	8/8/191	13/20/621	22/37/1,308
Benis Emmanouil	Prof.	14	22	553	63	20/34/98/272	86.7	63	553	20/35/101/313	77.6	26/50/2,348	H	12/14/382	12/14/382	7/6/172	18/32/1,174
Kaziannis Spyridon	Asst.	13	14	422	28	21/36/101/281	105.6	28	422	22/38/107/342	103.3	20/25/812	H	12/13/341	12/13/341	8/8/223	14/16/415
Sofikitis Dimitrios	Asst.	11	13	496	36	22/39/104/320	102.0	36	496	21/36/103/324	101.6	17/27/913	H	11/12/446	11/12/446	8/6/304	14/18/602
Throumoulopoulos Georgios	Prof.	10	13	341	66	23/42/107/342	88.7	66	341	23/41/110/364	87.8	17/34/1,073	L	8/5/178	8/5/178	8/7/251	15/23/757
Rizos Ioannis	Prof.	2	0	6	4	24/50/121/477	121.3	4	6	24/50/122/486	122.0	2/0/6	H	14/20/744	14/20/744	6/4/131	6/4/131

Department of Physics (UoC) - PHYS - 20 matched of 21 TRS

Member	Grade	A: h	A: i10	A: cites	A: pubs	A: rank h d/u/a/all	A: comp.	B: P_i	B: C_i	B: rank C d/u/a/all	B: comp.	GS profile h/i10/cites	Conf.	OA 2012-25 h/i10/cites	OA life h/i10/cites	S2 2012-25 h/i10/cites	S2 life h/i10/cites
Papadakis Iosif	Prof.	40	81	6,403	135	1/3/15/32	18.6	135	6,403	3/5/17/34	16.2	64/171/13,855	L				
Zezas Andreas	Prof.	39	108	6,541	340	2/6/16/36	11.8	340	6,541	2/4/15/32	10.6	64/208/16,314	L	0/0/0	0/0/0	27/76/3,224	48/161/8,960
Pavlidou Vasiliki	Prof.	38	86	4,894	170	3/7/17/37	17.7	170	4,894	4/10/18/49	16.9	62/144/20,208	H	0/0/0	0/0/0	0/0/0	0/0/0
Tassis Konstantinos	Prof.	36	85	4,394	157	4/9/19/44	20.9	157	4,394	5/12/21/54	23.7	44/107/6,004	H	30/67/3,172	30/67/3,172	1/1/393	1/1/393
Makris Konstantinos	Prof.	29	50	7,237	141	5/15/29/79	20.6	141	7,237	1/3/14/29	20.7	42/77/20,532	H	31/68/3,819	31/68/3,819	9/9/249	10/10/268
Niarchos Vasilis	Prof.	23	31	1,276	40	6/22/43/121	63.3	40	1,276	9/30/73/200	68.0	32/61/3,539	H	19/26/925	19/26/925	18/29/928	30/57/2,652
Tsironis Giorgos	Prof.	22	48	1,736	138	7/24/49/136	39.3	138	1,736	7/25/57/159	29.0	48/150/8,032	H	1/0/1	1/0/1	16/21/767	30/90/3,532
Sotiriadis Spyros	Asst.	22	29	1,616	36	7/24/49/136	64.0	36	1,616	8/26/61/167	75.3	25/32/2,083	H	19/22/1,275	19/22/1,275	20/27/1,135	22/31/1,556
Lymperakis Liverios	Assoc.	17	24	1,126	76	9/30/75/214	68.7	76	1,126	10/33/80/219	67.2	26/41/2,916	H	15/22/889	15/22/889	14/21/772	23/36/2,087
Apostolopoulos Vasilis	Assoc.	17	30	1,119	119	9/30/75/214	52.7	119	1,119	11/34/81/220	51.8	26/49/2,154	H	16/23/824	16/23/824	17/25/875	22/41/1,613
Antypas Dionysis	Asst.	17	18	1,010	37	9/30/75/214	85.0	37	1,010	13/37/85/230	94.7	17/20/1,064	H			17/26/1,294	17/26/1,294
Georgakilas Alexandros	Prof.	13	21	469	55	12/39/101/281	94.6	55	469	14/49/104/328	59.5	39/123/4,813	H	12/13/369	12/13/369	11/11/287	27/72/2,445
Porfyriadis Achilleas	Asst.	12	12	1,031	20	13/41/103/306	98.5	20	1,031	12/36/84/228	101.1	13/15/1,089	H	8/7/700	8/7/700	10/11/771	11/13/813
Siviloglou Georgios	Assoc.	9	8	2,060	23	14/49/110/361	76.2	23	2,060	6/23/47/133	72.9	21/28/14,478	H	8/8/1,554	8/8/1,554	0/0/0	0/0/0

Department of Physics (IHU) - PHYS - 0 TRS at retrieval

This department lists no tenured faculty at retrieval (verified on the department and school pages).

School of Chemistry (AUTH) - CHEM - 37 matched of 60 TRS

Member	Grade	A: h	A: i10	A: cites	A: pubs	A: rank h d/u/a/all	A: comp.	B: P_i	B: C_i	B: rank C d/u/a/all	B: comp.	GS profile h/i10/cites	Conf.	OA 2012-25 h/i10/cites	OA life h/i10/cites	S2 2012-25 h/i10/cites	S2 life h/i10/cites
Konstantinos Triantafyllidis	Prof.	56	128	9,995	207	1/4/2/15	3.6	207	9,995	2/5/5/19	5.2	69/158/13,130	H	44/94/6,104	44/94/6,104		
Georgios Theodoridis	Prof.	48	138	9,586	266	2/5/5/19	4.3	266	9,586	3/6/6/20	4.7	65/227/18,543	H	0/0/0	0/0/0	1/1/12	2/1/14
Dimitrios Achilias	Prof.	47	111	5,616	176	3/6/7/21	10.1	176	5,616	5/10/14/39	8.5	67/182/15,746	H				
Margaritis Kostoglou	Prof.	43	132	6,698	228	4/7/10/25	7.7	228	6,698	4/9/11/31	7.2	61/229/12,319	H	39/121/5,540	39/121/5,540	0/0/0	0/0/0
Ioannis Katsounaros	Assoc.	38	57	10,983	90	5/10/13/37	6.7	90	10,983	1/4/3/17	7.0	46/66/13,107	H			0/0/0	0/0/0
Adamantini Paraskevopoulou	Prof.	31	49	2,876	71	6/17/21/65	27.2	71	2,876	6/19/28/84	28.7	41/75/4,727	H	27/46/2,042	27/46/2,042	0/0/0	0/0/0
Ioannis Lykakis	Prof.	30	50	2,469	69	7/18/22/70	29.2	69	2,469	8/22/31/108	31.3	37/79/3,958	H	28/47/2,109	28/47/2,109		
Fani Mantzouridou	Prof.	27	44	1,953	74	8/19/28/90	34.7	74	1,953	11/28/45/139	33.6	37/65/3,185	H	24/41/1,500	24/41/1,500	15/16/631	15/16/633
Natasa Kalogiouri	Asst.	25	57	1,884	98	9/22/32/106	30.0	98	1,884	12/29/47/146	35.4	25/58/1,938	H	24/51/1,630	24/51/1,630	1/0/2	1/0/2
Ioannis Kartsonakis	Asst.	22	41	2,709	83	10/26/41/136	33.3	83	2,709	7/20/30/93	34.0	31/53/3,564	H	20/36/1,788	20/36/1,788		

Member	Grade	A: h	A: i10	A: cites	A: pubs	A: rank h d/u/a/all	A: comp.	B: P_i	B: C_i	B: rank C d/u/a/all	B: comp.	GS profile h/i10/cites	Conf.	OA 2012-25 h/i10/cites	OA life h/i10/cites	S2 2012-25 h/i10/cites	S2 life h/i10/cites
Anastasia Pournara	Asst.	20	32	2,128	47	11/33/52/166	49.0	47	2,128	9/23/40/129	54.9	21/33/2,228	H	20/31/1,959	20/31/1,959	0/0/0	0/0/0
Petros Gkizis	Asst.	20	30	2,111	44	11/33/52/166	51.6	44	2,111	10/24/41/130	58.2	21/32/2,192	H	20/29/1,906	20/29/1,906	2/1/16	10/10/605
Paraskevas Tzanavaras	Assoc.	20	58	1,427	107	11/33/52/166	33.6	107	1,427	14/39/57/182	29.9	35/115/3,929	H	17/52/1,160	17/52/1,160	9/8/262	9/8/263
Anthia Matsakidou	Asst.	20	24	1,363	27	11/33/52/166	63.2	27	1,363	15/41/58/189	75.3	20/25/1,585	H	19/22/1,130	19/22/1,130		
Rigini Papi	Asst.	19	33	1,147	60	15/40/59/182	56.7	60	1,147	18/47/68/216	61.7	21/41/1,492	H	17/26/893	17/26/893	0/0/0	0/0/0
Vasiliki Sarli	Prof.	19	24	1,010	46	15/40/59/182	63.4	46	1,010	19/52/69/230	65.9	24/37/1,989	H	17/23/857	17/23/857	1/0/2	1/0/2
Theodora CHoli-Papadopoulou	Prof.	18	28	1,212	47	17/43/61/195	60.6	47	1,212	17/46/62/205	56.9	28/63/2,547	H			2/2/29	2/2/29
Alexandros Zografos	Prof.	18	25	865	41	17/43/61/195	69.9	41	865	20/55/78/256	69.0	26/43/2,455	H	17/26/768	17/26/768		
Georgios Fanourgakis	Asst.	17	21	1,772	43	19/49/66/214	61.2	43	1,772	13/32/51/154	59.0	26/43/3,920	H				
Eleni Nikolakaki	Prof.	15	16	569	37	20/56/77/250	81.9	37	569	24/64/91/309	69.4	28/42/9,126	H				
Andronikos Balaskas	Asst.	13	13	1,226	18	21/60/81/281	78.6	18	1,226	16/45/61/204	83.7	15/16/1,453	H				
Stella Girousi	Prof.	13	20	626	50	21/60/81/281	71.4	50	626	23/63/87/298	68.6	23/51/1,721	H	12/14/451	12/14/451	5/4/82	6/5/106
Konstantina Fylaktakidou	Prof.	13	19	504	38	21/60/81/281	84.1	38	504	25/65/95/321	67.2	29/62/4,328	H	12/17/403	12/17/403		
Thomas Giannakouros	Prof.	13	13	471	29	21/60/81/281	87.8	29	471	26/66/97/327	75.6	27/38/2,356	H			0/0/0	0/0/0
Christos Stathakis	Asst.	9	9	733	19	25/75/101/361	95.0	19	733	21/59/83/277	95.3	14/16/999	H			4/3/88	8/8/234
Dimitris Korovesis	Asst.	9	9	656	21	25/75/101/361	95.2	21	656	22/62/86/291	97.1	9/9/667	H			1/0/2	1/0/2
† Ζαχαριάδης Γεώργιος	Prof.	2	2	36	6	27/88/112/477	112.3	6	36	27/87/113/470	112.7	3/2/54	M			0/0/0	0/0/0

Department of Chemistry (NKUA) - CHEM - 39 matched of 46 TRS

Member	Grade	A: h	A: i10	A: cites	A: pubs	A: rank h d/u/a/all	A: comp.	B: P_i	B: C_i	B: rank C d/u/a/all	B: comp.	GS profile h/i10/cites	Conf.	OA 2012-25 h/i10/cites	OA life h/i10/cites	S2 2012-25 h/i10/cites	S2 life h/i10/cites
Thomaidis Nikolaos	Prof.	81	283	23,141	540	1/3/1/10	1.0	540	23,141	1/4/1/11	1.0	93/347/28,871	H	0/0/0	0/0/0	1/0/1	1/0/1
Lianidou Evi	Prof.	50	117	7,541	225	2/5/4/18	5.7	225	7,541	3/6/9/26	6.8	66/174/13,604	H	49/114/6,371	49/114/6,371	3/1/36	7/6/328
Kokotos Christoforos	Prof.	48	116	6,710	183	3/6/5/19	7.7	183	6,710	4/7/10/30	10.6	52/132/7,637	H	46/106/5,709	46/106/5,709	33/89/3,194	36/103/3,768
Proestos Charalampos	Prof.	44	148	8,596	310	4/7/9/23	4.0	310	8,596	2/5/7/21	4.2	49/164/12,205	H	36/120/5,649	36/120/5,649	34/115/4,930	37/127/6,787
Valdramidis Vasilis	Assoc.	37	89	5,584	203	5/11/14/42	12.6	203	5,584	5/9/15/40	12.9	49/116/9,910	H	32/75/4,142	32/75/4,142	30/67/3,513	37/90/6,502
Mavromoustakos Thomas	Prof.	33	108	3,743	205	6/13/17/56	13.6	205	3,743	7/14/20/64	12.9	50/235/9,646	H	31/96/3,010	31/96/3,010	0/0/0	0/0/0
Kokkinos Christos	Prof.	30	57	2,902	79	7/16/22/70	25.9	79	2,902	9/21/25/81	30.6	33/68/3,719	H	27/54/2,435	27/54/2,435		
Dasenaki Marilena	Asst.	28	50	2,939	72	8/21/24/82	27.0	72	2,939	8/20/24/79	33.1	29/52/3,110	H	27/47/2,337	27/47/2,337	24/44/2,008	24/50/2,252
Danopoulos Andreas	Prof.	28	44	2,041	57	8/21/24/82	35.3	57	2,041	13/36/43/134	29.4	48/121/8,136	H	27/46/1,906	27/46/1,906	22/38/1,412	40/109/5,960
Chasapis Christos	Asst.	25	42	4,921	82	10/32/32/106	26.1	82	4,921	6/10/19/48	29.0	28/53/5,391	H	22/36/2,811	22/36/2,811	6/4/470	9/8/614
Markou Athina	Asst.	25	43	2,884	86	10/32/32/106	29.2	86	2,884	10/22/27/83	32.9	28/50/4,465	H	35/81/3,910	35/81/3,910		
Georgiadis Dimitris	Prof.	23	30	1,772	56	12/36/37/121	45.3	56	1,772	15/41/51/154	37.9	39/57/4,052	H	19/27/1,390	19/27/1,390	2/0/7	2/0/7
Sakellariou Giorgos	Assoc.	22	44	2,180	64	13/38/41/136	40.2	64	2,180	11/33/37/122	39.8	32/67/4,746	L	0/0/0	0/0/0	24/50/1,957	25/57/2,281
Vougioukalakis Georgios	Prof.	22	41	1,794	90	13/38/41/136	35.5	90	1,794	14/40/50/152	35.3	32/71/6,197	H	21/34/1,567	21/34/1,567	0/0/0	0/0/0
Karavoltsos Sotirios	Asst.	21	42	1,538	68	15/41/47/153	47.0	68	1,538	16/44/55/174	51.3	25/51/2,158	H	18/38/1,136	18/38/1,136	19/35/1,102	20/39/1,366
Paraskevopoulou Patrina	Prof.	21	37	1,164	58	15/41/47/153	52.6	58	1,164	17/51/65/211	58.1	25/48/1,493	H	21/34/1,028	21/34/1,028	17/32/780	19/41/986
Emmanouilidou Evangelia	Asst.	18	27	2,172	40	17/49/61/195	54.2	40	2,172	12/34/39/124	55.4	24/36/5,156	H	18/24/1,467	18/24/1,467	17/22/1,269	20/27/3,183
Bakeas Evangelos	Prof.	18	28	904	40	17/49/61/195	70.0	40	904	21/60/76/249	55.3	33/60/4,026	H	16/27/747	16/27/747	15/25/622	28/59/3,125
Kostakis Marios	Asst.	17	24	958	68	19/55/66/214	55.9	68	958	18/57/71/240	61.2	17/24/976	H	16/22/796	16/22/796		
Pitsikalis Marinos	Prof.	16	36	910	71	20/58/72/231	54.9	71	910	19/58/73/246	34.8	45/120/10,863	H	14/25/662	14/25/662	13/23/579	34/99/6,635
Tsoureas Nikolaos	Asst.	16	23	908	46	20/58/72/231	69.3	46	908	20/59/74/247	63.5	27/40/2,287	L	15/21/848	15/21/848	14/16/600	23/32/1,637
Kalemos Apostolos	Asst.	13	19	426	36	22/70/81/281	86.3	36	426	25/80/101/341	89.5	18/41/1,187	H	0/0/0	0/0/0	11/11/289	15/27/759
Psaroudakis Nikolaos	Asst.	12	14	559	25	23/74/90/306	92.9	25	559	22/73/93/312	85.1	23/33/1,138	L	4/3/61	4/3/61	0/0/0	0/0/0
Pitsinos Emmanouil	Prof.	12	13	454	16	23/74/90/306	98.4	16	454	24/77/98/333	82.6	26/42/2,649	H			0/0/0	2/1/28
Basalekou Marianthi	Asst.	12	12	394	21	23/74/90/306	97.3	21	394	26/82/103/351	102.6	12/12/394	H	10/10/283	10/10/283	9/9/230	9/9/230
Chatzichristidi Margarita	Prof.	11	12	530	27	26/79/94/320	93.0	27	530	23/74/94/315	90.2	20/32/1,899	H	9/8/311	9/8/311	1/1/41	1/1/41
Tsekouras Athanasios	Assoc.	4	3	86	7	27/99/109/449	109.3	7	86	27/99/108/447	104.2	17/22/1,010	H	3/2/71	3/2/71	7/5/139	15/20/593

Department of Chemistry (UPatras) - CHEM - 29 matched of 32 TRS

Member	Grade	A: h	A: i10	A: cites	A: pubs	A: rank h d/u/a/all	A: comp.	B: P_i	B: C_i	B: rank C d/u/a/all	B: comp.	GS profile h/i10/cites	Conf.	OA 2012-25 h/i10/cites	OA life h/i10/cites	S2 2012-25 h/i10/cites	S2 life h/i10/cites
Karamanos Nikos	Prof.	56	118	15,153	171	1/1/2/15	2.8	171	15,153	1/1/2/13	2.8	77/297/27,528	H	49/113/11,788	49/113/11,788	46/104/10,246	65/265/19,286
Theocharis Achilleas	Prof.	36	53	10,669	71	2/4/15/44	8.7	71	10,669	2/3/4/18	8.0	56/106/16,485	H	33/50/8,119	33/50/8,119	32/50/7,186	47/97/11,470

Member	Grade	A: h	A: i10	A: cites	A: pubs	A: rank h d/u/a/all	A: comp.	B: P_i	B: C_i	B: rank C d/u/a/all	B: comp.	GS profile h/i10/cites	Conf.	OA 2012-25 h/i10/cites	OA life h/i10/cites	S2 2012-25 h/i10/cites	S2 life h/i10/cites
Piperigkou Zoi	Asst.	32	47	5,124	61	3/6/19/60	22.5	61	5,124	3/4/17/44	28.4	32/49/5,158	H	31/48/4,238	31/48/4,238	0/0/0	0/0/0
Bekatorou Argyro	Prof.	28	60	2,829	87	4/7/24/82	26.8	87	2,829	5/8/29/86	26.4	43/95/6,434	H	25/54/2,226	25/54/2,226	25/57/2,014	37/93/4,529
Stamatatos Ch. Theocharis	Prof.	28	59	2,441	101	4/7/24/82	24.4	101	2,441	6/10/32/110	17.4	52/149/8,379	H	26/61/2,138	26/61/2,138	0/0/0	1/0/4
Mourtas Spyridon	Asst.	27	60	3,692	119	6/9/28/90	21.4	119	3,692	4/7/22/66	22.4	30/47/5,582	H	15/19/2,324	15/19/2,324	15/35/833	15/35/838
Mantzourani Ioanna	Assoc.	26	43	2,421	59	7/10/31/96	36.0	59	2,421	7/11/33/112	41.4	29/48/2,879	H	23/40/1,861	23/40/1,861	22/39/1,631	24/44/1,926
Alexandropoulos Dimitrios	Asst.	25	51	2,293	141	8/12/32/106	22.9	141	2,293	8/13/35/116	25.1	18/35/2,934	H	20/34/1,222	20/34/1,222	17/24/883	18/27/1,030
Kordouli Eleana	Asst.	21	36	1,915	47	9/20/47/153	50.0	47	1,915	9/17/46/143	58.4	21/36/1,917	H	20/30/1,627	20/30/1,627	18/26/1,353	18/26/1,353
Tselios Theodoros	Prof.	17	31	1,299	89	10/27/66/214	43.6	89	1,299	10/24/60/195	40.0	29/65/2,997	H	17/30/1,082	17/30/1,082	16/26/870	26/59/2,162
Bokias Georgios	Prof.	16	24	850	45	11/28/72/231	72.7	45	850	11/30/79/259	61.1	30/65/2,713	H	15/23/725	15/23/725	16/22/661	26/65/2,112
Andreopoulou Katerina	Asst.	15	19	659	49	12/32/77/250	70.9	49	659	13/33/85/290	70.4	22/37/1,278	H	13/17/511	13/17/511	2/2/68	2/2/68
Lada Zoi	Asst.	13	19	622	46	13/34/81/281	75.8	46	622	14/35/88/300	81.4	13/19/622	H	12/15/573	12/15/573	0/0/0	0/0/0
Christopoulos Theodoros	Prof.	13	16	565	32	13/34/81/281	85.8	32	565	16/38/92/310	54.7	36/100/6,483	H	0/0/0	0/0/0	9/9/523	12/12/610
Marinakis Sarantos	Assoc.	11	11	707	30	15/39/94/320	87.8	30	707	12/31/84/282	86.3	19/25/1,252	H	10/10/589	10/10/589	10/10/586	16/21/951
Vlamis Alexios	Assoc.	11	12	570	28	15/39/94/320	90.9	28	570	15/37/90/308	74.6	27/40/2,805	H			6/4/242	6/4/246
Koliadima Athanasia	Prof.	8	8	375	33	17/44/104/382	95.9	33	375	17/42/104/356	90.1	20/36/1,204	H	7/5/248	7/5/248	8/6/267	16/29/823
Lalioti Nikolia	Asst.	8	8	139	19	17/44/104/382	104.7	19	139	18/48/106/425	94.6	21/39/2,774	H	7/7/125	7/7/125	0/0/0	3/2/66
Tsivgoulis Gerasimos	Prof.	5	3	85	18	19/49/108/437	107.7	18	85	19/52/109/448	105.6	14/25/1,693	H	4/2/67	4/2/67	19/40/1,620	25/60/2,846

Department of Chemistry (UoI) - CHEM - 30 matched of 34 TRS

Member	Grade	A: h	A: i10	A: cites	A: pubs	A: rank h d/u/a/all	A: comp.	B: P_i	B: C_i	B: rank C d/u/a/all	B: comp.	GS profile h/i10/cites	Conf.	OA 2012-25 h/i10/cites	OA life h/i10/cites	S2 2012-25 h/i10/cites	S2 life h/i10/cites
Terzopoulou Zoi	Asst.	46	101	5,999	112	1/5/8/22	11.7	112	5,999	2/7/13/37	16.2	46/101/6,003	H	41/99/5,328	41/99/5,328	33/83/3,489	33/83/3,491
Tzakos Andreas	Prof.	40	121	6,070	222	2/7/11/32	9.5	222	6,070	1/6/12/36	10.8	46/143/7,581	H	35/108/4,609	35/108/4,609	34/102/4,348	39/122/5,358
Doulias Paschalis-THomas	Assoc.	24	33	3,473	50	3/12/36/114	33.5	50	3,473	3/10/23/72	33.5	33/46/5,204	H	24/31/2,934	24/31/2,934	25/33/2,698	33/48/4,108
Tasis Dimitrios	Prof.	23	35	1,466	43	4/13/37/121	50.7	43	1,466	7/21/56/179	52.5	32/59/18,231	H	22/32/1,265	22/32/1,265		
Kontogianni Vasiliki	Asst.	22	27	2,103	36	5/15/41/136	49.4	36	2,103	5/15/42/131	58.3	24/29/2,273	L			5/4/152	6/5/211
Kosma Ioanna	Asst.	22	35	1,354	52	5/15/41/136	50.1	52	1,354	8/22/59/190	61.5	22/35/1,355	H	19/31/1,047	19/31/1,047	19/30/1,049	19/30/1,050
Tsipis Athanasios	Prof.	21	38	2,179	86	7/17/47/153	36.6	86	2,179	4/14/38/123	33.3	34/80/4,257	H	9/8/314	9/8/314	2/0/16	8/8/276
Niakolas K. Dimitrios	Asst.	20	22	1,209	47	8/20/52/166	57.6	47	1,209	9/26/63/206	65.0	22/27/1,440	H	17/20/940	17/20/940		
Skarmoutsos Ioannis	Asst.	18	20	1,164	42	9/24/61/195	65.7	42	1,164	11/28/65/211	67.5	24/35/1,763	H	16/19/913	16/19/913	0/0/0	0/0/0
Vlessidis Athanasios	Prof.	17	22	962	33	10/27/66/214	72.3	33	962	12/32/70/238	51.2	36/83/3,979	H	17/22/819	17/22/819	16/22/756	30/73/2,884
Karousis Nikolaos	Asst.	16	18	1,200	28	11/29/72/231	73.6	28	1,200	10/27/64/207	74.6	22/35/3,867	H	14/16/938	14/16/938	13/17/901	18/32/2,821
Lempesis Nikolaos	Asst.	14	17	1,800	29	12/34/79/272	67.3	29	1,800	6/17/49/151	70.7	17/22/1,896	H	14/15/1,571	14/15/1,571	6/5/223	9/9/287
Gkamas Apostolos	Assoc.	11	11	436	78	13/39/94/320	59.8	78	436	13/37/99/336	60.5	16/29/1,017	H			8/7/280	13/23/754
Garoufis Achilleas	Prof.	10	11	203	26	14/42/100/342	99.5	26	203	14/44/105/402	87.6	23/49/1,989	H	8/7/187	8/7/187	7/4/140	18/39/1,483
Malandrinos Gerasimos	Prof.	3	2	37	10	15/48/111/467	111.0	10	37	15/49/112/468	103.0	18/29/861	H			2/0/14	16/21/686

Department of Chemistry (UoC) - CHEM - 21 matched of 22 TRS

Member	Grade	A: h	A: i10	A: cites	A: pubs	A: rank h d/u/a/all	A: comp.	B: P_i	B: C_i	B: rank C d/u/a/all	B: comp.	GS profile h/i10/cites	Conf.	OA 2012-25 h/i10/cites	OA life h/i10/cites	S2 2012-25 h/i10/cites	S2 life h/i10/cites
Kanakidou Maria	Prof.	40	73	7,795	240	1/3/11/32	6.4	240	7,795	1/2/8/24	4.2	71/150/23,590	H	41/70/7,784	41/70/7,784	37/67/6,114	66/142/15,418
Froudakis Georgios	Prof.	32	71	5,577	93	2/13/19/60	18.7	93	5,577	2/7/16/41	13.7	57/156/14,407	H	30/65/4,815	30/65/4,815	0/0/0	5/5/267
Trikalitis Pantelis	Prof.	27	45	3,723	64	3/17/28/90	28.1	64	3,723	3/14/21/65	24.3	46/88/7,286	H	26/40/3,247	26/40/3,247	25/37/2,738	36/80/5,304
Stratakis Manolis	Prof.	23	33	2,403	46	4/22/37/121	41.5	46	2,403	4/21/34/114	35.8	37/97/5,054	H	23/33/2,125	23/33/2,125	19/28/1,680	27/81/3,289
Anglos Dimitrios	Prof.	22	32	1,549	64	5/24/41/136	45.3	64	1,549	6/28/54/172	25.3	51/108/9,616	H	0/0/0	0/0/0	17/26/1,025	42/96/6,542
Kouloumpis Antonios	Asst.	21	39	1,820	53	6/28/47/153	49.2	53	1,820	5/24/48/149	57.3	21/39/1,820	H			19/31/1,386	19/31/1,386
Spyros Apostolos	Prof.	17	24	934	41	7/30/66/214	70.2	41	934	8/39/72/244	59.6	31/59/3,436	H	15/20/605	15/20/605	14/19/480	26/47/2,133
Elevtheriadis Nikolaos	Asst.	17	23	908	39	7/30/66/214	72.0	39	908	9/40/74/247	79.8	18/24/929	H				
Giannouli Angeliki	Asst.	14	16	882	24	9/37/79/272	83.7	24	882	10/41/77/252	90.4	15/17/976	H	0/0/0	0/0/0	1/0/6	2/0/8
Chaniotakis Nikolaos	Prof.	13	15	1,157	27	10/39/81/281	78.4	27	1,157	7/32/67/215	46.6	37/59/6,030	H	12/13/668	12/13/668	2/0/11	3/1/220
Dovrou Eleni	Asst.	11	11	574	24	11/44/94/320	93.5	24	574	11/47/89/307	97.2	11/11/574	H	9/8/614	9/8/614	8/8/400	8/8/400
Tsiotis Georgios	Prof.	11	13	501	25	11/44/94/320	95.3	25	501	12/48/96/322	79.4	26/42/1,952	H	11/13/396	11/13/396	0/0/0	4/4/101

Department of Chemistry (IHU) - CHEM - 0 TRS at retrieval

This department lists no tenured faculty at retrieval (verified on the department and school pages).

School of Mathematics (AUTH) - MATH - 0 TRS at retrieval

This department lists no tenured faculty at retrieval (verified on the department and school pages).

Department of Mathematics (NKUA) - MATH - 34 matched of 45 TRS

Member	Grade	A: h	A: i10	A: cites	A: pubs	A: rank h d/u/a/all	A: comp.	B: P_i	B: C_i	B: rank C d/u/a/all	B: comp.	GS profile h/i10/cites	Conf.	OA 2012-25 h/i10/cites	OA life h/i10/cites	S2 2012-25 h/i10/cites	S2 life h/i10/cites
Kakariadis Evgenios	Prof.	16	22	577	42	1/58/11/231	15.6	42	577	2/72/22/306	22.5	16/22/587	H	11/12/295	11/12/295	14/15/442	15/19/541
Athanasiadis Christos	Prof.	13	18	642	32	2/70/15/281	20.2	32	642	1/69/19/296	13.3	28/49/2,356	H	7/7/309	7/7/309	13/16/744	28/42/2,053
Mitrouli Marilena	Prof.	12	17	446	64	3/74/19/306	15.6	64	446	4/78/25/334	15.1	20/46/1,290	H	9/7/211	9/7/211	9/9/271	15/29/822
Karali Georgia	Assoc.	11	12	432	29	4/79/24/320	27.8	29	432	5/79/26/339	29.4	17/22/780	H	9/8/281	9/8/281	3/1/20	3/2/37
Iliopoulou Marina	Prof.	11	14	298	20	4/79/24/320	35.0	20	298	8/85/39/377	46.8	11/14/298	H	7/1/88	7/1/88		
Chlouveraki Maria	Asst.	10	10	463	25	6/83/32/342	31.4	25	463	3/76/24/329	33.1	15/17/656	L	8/8/219	8/8/219	8/8/286	15/18/3,313
Antonopoulou Dimitra	Asst.	10	10	342	29	6/83/32/342	33.9	29	342	7/84/34/362	36.5	13/16/477	H	7/5/208	7/5/208	21/27/1,107	21/32/1,192
Smyrnelis Panagiotis	Asst.	10	10	282	38	6/83/32/342	31.9	38	282	9/87/41/381	37.6	10/10/284	H			0/0/0	0/0/0
Manou Athanasia	Asst.	9	8	348	11	9/88/38/361	43.8	11	348	6/83/33/361	52.1	9/8/348	H	7/7/215	7/7/215	8/8/206	9/9/283
Meligkotsidou Loukia	Prof.	9	7	264	20	9/88/38/361	44.4	20	264	11/89/44/385	40.8	16/19/1,115	H	9/8/232	9/8/232	8/7/199	15/17/775
Mali Angeliki	Asst.	9	7	216	37	9/88/38/361	36.9	37	216	13/91/52/397	42.7	9/7/218	H	5/2/105	5/2/105	7/4/137	7/4/140
Androulidakis Iakovos	Prof.	8	8	269	22	12/91/46/382	46.2	22	269	10/88/43/383	47.4	11/11/607	H	5/3/102	5/3/102	7/6/153	10/10/460
Gianniotis Panagiotis	Asst.	7	7	169	12	13/92/56/399	62.4	12	169	14/93/58/409	70.2	7/7/172	H	4/1/39	4/1/39	7/6/134	7/6/134
Emmanouil Ioannis	Prof.	6	4	242	12	14/94/64/419	61.2	12	242	12/90/49/391	59.6	10/12/526	H	6/5/204	6/5/204	4/2/42	4/2/42
Cheliotis Dimitrios	Prof.	6	3	147	17	14/94/64/419	63.0	17	147	16/96/63/419	67.4	7/6/213	L	1/0/1	1/0/1	0/0/0	3/3/47
Trevezas Samis.	Asst.	6	4	113	20	14/94/64/419	63.2	20	113	17/97/75/439	63.5	9/9/290	H	4/4/76	4/4/76	6/4/104	9/9/237
Zafeirakopoulos Zafeirakis	Assoc.	6	3	103	25	14/94/64/419	58.8	25	103	18/98/79/443	64.3	6/5/180	H	4/1/44	4/1/44	5/3/87	6/4/151
Athanasios Chatzikaleas	Asst.	6	5	80	12	14/94/64/419	73.8	12	80	19/100/83/451	82.7	6/5/80	H			0/0/0	0/0/0
Papadatos Nikolaos	Prof.	4	3	75	5	19/99/84/449	88.3	5	75	20/101/85/453	93.5	4/3/75	M	3/2/48	3/2/48	4/3/54	4/3/54
Siannis Fotios	Asst.	3	3	148	12	20/101/92/467	75.0	12	148	15/95/62/418	31.3	23/25/3,287	H	3/2/116	3/2/116	3/3/125	21/24/2,456
Kontogeorgis Aristeidis	Prof.	0	0	0	1	21/103/106/492	106.0	1	0	21/103/106/492	106.0	-/-/0	M			1/0/4	1/0/4

Department of Mathematics (UThessaly) - MATH - 8 matched of 8 TRS

Member	Grade	A: h	A: i10	A: cites	A: pubs	A: rank h d/u/a/all	A: comp.	B: P_i	B: C_i	B: rank C d/u/a/all	B: comp.	GS profile h/i10/cites	Conf.	OA 2012-25 h/i10/cites	OA life h/i10/cites	S2 2012-25 h/i10/cites	S2 life h/i10/cites
Zarikas Vasileios	Asst.	20	34	1,897	79	1/4/7/166	6.4	79	1,897	1/3/5/145	6.9	27/48/2,556	H			15/22/1,104	20/31/1,345
Kontou Panagiota	Asst.	19	35	1,494	62	2/5/8/182	8.8	62	1,494	2/5/8/177	11.3	19/37/1,528	H	18/32/1,311	18/32/1,311	3/1/39	3/1/41
Karachalios Nikolaos	Prof.	11	13	382	44	3/6/24/320	22.0	44	382	3/6/31/353	23.0	17/32/1,081	H	1/0/1	1/0/1	2/0/11	2/0/11
Karkanis Stavros	Prof.	7	3	140	14	4/9/56/399	63.4	14	140	4/10/66/422	32.6	21/29/2,219	L	1/0/2	1/0/2	5/3/78	20/27/1,750
Pouliasis Stamatis	Asst.	7	5	122	23	4/9/56/399	56.2	23	122	5/11/70/433	62.4	7/6/140	H	5/2/77	5/2/77	6/2/100	7/3/125
Tsirivas Nikolaos	Asst.	6	4	84	16	6/12/64/419	69.6	16	84	6/12/81/449	72.8	8/7/146	H	2/0/7	2/0/7	2/1/21	6/4/93
Dais Dimitrios	Prof.	2	0	9	3	7/13/99/477	100.3	3	9	7/13/101/485	75.4	11/12/554	H	6/6/566	6/6/566	0/0/0	1/0/1

Department of Mathematics (UPatras) - MATH - 22 matched of 26 TRS

Member	Grade	A: h	A: i10	A: cites	A: pubs	A: rank h d/u/a/all	A: comp.	B: P_i	B: C_i	B: rank C d/u/a/all	B: comp.	GS profile h/i10/cites	Conf.	OA 2012-25 h/i10/cites	OA life h/i10/cites	S2 2012-25 h/i10/cites	S2 life h/i10/cites
Kotsiantis Sotirios	Assoc.	42	104	12,607	179	1/2/1/26	1.0	179	12,607	1/2/1/15	1.0	54/166/34,380	H			32/80/6,474	43/124/20,456
Raptopoulos Christoforos	Asst.	16	26	862	60	2/28/11/231	12.5	60	862	2/28/14/257	15.3	18/32/1,043	H	14/21/589	14/21/589	12/17/466	15/21/607
Arvanitogeorgos Andreas	Prof.	12	16	518	54	3/38/19/306	17.9	54	518	4/41/23/318	17.3	20/32/1,652	L			0/0/0	0/0/0
Megaritis Athanasios	Asst.	11	15	623	61	4/39/24/320	17.1	61	623	3/34/20/299	19.3	12/16/673	L	15/24/1,569	15/24/1,569	12/13/804	36/61/3,756
Kassotakis Pavlos	Assoc.	11	11	314	27	4/39/24/320	32.3	27	314	5/44/38/374	40.8	12/14/375	H	8/6/187	8/6/187	8/8/213	11/12/304
Roidos Nikolaos	Assoc.	8	5	251	27	6/44/46/382	44.1	27	251	7/46/47/389	50.0	8/5/253	H	5/3/155	5/3/155	8/6/244	8/7/319
Bitsouni Vasiliki	Asst.	7	7	258	28	7/47/56/399	45.5	28	258	6/45/46/388	49.5	7/7/258	H	7/7/218	7/7/218	6/6/172	6/6/172
Kydonakis Georgios	Asst.	6	5	143	14	8/48/64/419	66.2	14	143	8/47/65/421	73.3	6/5/143	H	5/3/75	5/3/75	5/5/109	5/5/109
Platis Ioannis	Prof.	5	2	106	40	9/49/76/437	40.8	40	106	9/50/78/442	38.8	10/10/350	H	4/2/66	4/2/66	5/3/132	11/12/374
Bakas Odysseas	Asst.	5	3	93	28	9/49/76/437	57.7	28	93	10/51/80/445	60.9	5/3/93	H	4/1/52	4/1/52	4/2/63	4/2/63
Chatzakos Dimitrios	Asst.	5	2	75	15	9/49/76/437	75.7	15	75	12/54/85/453	81.3	5/2/76	H	2/0/15	2/0/15	1/0/4	1/0/4
Kanavetas Odysseas	Asst.	5	4	65	14	9/49/76/437	77.6	14	65	13/55/89/459	83.5	5/4/65	H	3/0/21	3/0/21	4/1/42	4/1/43
Benioudakis Myron	Asst.	4	4	78	11	13/55/84/449	84.0	11	78	11/53/84/452	88.7	4/4/78	H	4/3/48	4/3/48	4/2/51	4/2/51
Vlachou Vagia	Prof.	4	2	51	10	13/55/84/449	87.2	10	51	14/56/91/462	79.2	9/9/249	H	4/1/41	4/1/41	3/1/46	8/5/208
Karazeris Panagis	Assoc.	3	0	23	7	15/57/92/467	94.3	7	23	15/57/98/478	93.2	6/3/99	H	1/0/3	1/0/3	2/0/12	5/1/65
Tzermias Pavlos	Prof.	3	0	18	5	15/57/92/467	95.9	5	18	16/58/99/480	88.0	8/8/285	H	2/0/5	2/0/5	0/0/0	1/0/2
Georgiou Dimitrios	Prof.	1	0	6	2	17/59/101/484	102.6	2	6	17/59/102/486	76.3	11/11/712	M	7/5/282	7/5/282	1/0/2	1/0/2

Department of Mathematics (UoI) - MATH - 21 matched of 23 TRS

Member	Grade	A: h	A: i10	A: cites	A: pubs	A: rank h d/u/a/all	A: comp.	B: P_i	B: C_i	B: rank C d/u/a/all	B: comp.	GS profile h/i10/cites	Conf.	OA 2012-25 h/i10/cites	OA life h/i10/cites	S2 2012-25 h/i10/cites	S2 life h/i10/cites
Xenos Michail	Prof.	21	34	1,547	82	1/17/5/153	5.9	82	1,547	1/19/6/173	5.4	30/59/3,564	H	17/28/1,119	17/28/1,119	5/0/39	5/0/41
Skouri Konstantina	Prof.	21	33	1,531	51	1/17/5/153	7.3	51	1,531	2/20/7/176	7.3	29/51/3,488	H	18/21/916	18/21/916	18/23/1,035	22/35/1,840
Giannoulis Ioannis	Assoc.	18	30	1,039	116	3/24/9/195	7.1	116	1,039	3/30/9/226	8.4	18/34/1,124	M	0/0/0	0/0/0	0/0/0	0/0/0

Member	Grade	A: h	A: i10	A: cites	A: pubs	A: rank h d/u/a/all	A: comp.	B: P_i	B: C_i	B: rank C d/u/a/all	B: comp.	GS profile h/i10/cites	Conf.	OA 2012-25 h/i10/cites	OA life h/i10/cites	S2 2012-25 h/i10/cites	S2 life h/i10/cites
Papadopoulos Charis	Prof.	13	18	412	35	4/36/15/281	21.7	35	412	4/39/27/344	25.2	18/38/881	H	8/6/211	8/6/211	10/11/235	15/24/541
Batsidis Apostolos	Assoc.	12	12	332	40	5/38/19/306	23.4	40	332	6/42/36/369	29.9	13/16/417	H	10/10/229	10/10/229	10/11/264	12/15/332
Saroglou Christos	Assoc.	11	13	381	22	6/39/24/320	32.3	22	381	5/40/32/354	42.1	11/15/426	H	5/3/182	5/3/182	2/0/7	2/0/11
Vlachos Theodoros	Prof.	9	7	221	44	7/44/38/361	27.7	44	221	7/43/51/396	26.2	16/28/1,104	H	5/3/144	5/3/144	1/0/2	1/1/44
Polymerakis Panagiotis	Asst.	7	3	130	33	8/45/56/399	47.2	33	130	9/46/69/429	51.5	7/3/136	H	3/1/34	3/1/34	6/2/104	6/2/104
Bagkavos Dimitrios	Assoc.	5	4	140	18	9/46/76/437	66.3	18	140	8/45/66/422	67.3	7/7/210	H	3/3/72	3/3/72	4/4/106	7/6/173
Katsampekis Anargyros	Asst.	4	2	68	16	10/47/84/449	78.1	16	68	11/48/88/456	74.6	8/7/222	H				
Beligiannis Apostolos	Prof.	3	2	72	5	11/48/92/467	91.8	5	72	10/47/87/455	55.5	16/17/1,817	H	2/1/27	2/1/27	3/3/84	14/15/1,641

Department of Mathematics and Applied Mathematics (UoC) - MATH - 34 matched of 34 TRS

Member	Grade	A: h	A: i10	A: cites	A: pubs	A: rank h d/u/a/all	A: comp.	B: P_i	B: C_i	B: rank C d/u/a/all	B: comp.	GS profile h/i10/cites	Conf.	OA 2012-25 h/i10/cites	OA life h/i10/cites	S2 2012-25 h/i10/cites	S2 life h/i10/cites
Harmandaris Vagelis	Prof.	30	64	2,805	149	1/14/2/70	2.2	149	2,805	2/17/3/88	2.2	44/94/7,433	H	28/60/2,559	28/60/2,559		
Efremidis Nikolaos	Prof.	26	42	3,055	88	2/18/3/96	3.0	88	3,055	1/16/2/77	3.0	40/83/11,394	H	20/33/1,829	20/33/1,829	21/37/1,918	37/78/7,584
Arampatzis George	Asst.	25	49	2,473	123	3/19/4/106	3.6	123	2,473	3/19/4/107	3.8	27/56/3,437	H	16/28/1,160	16/28/1,160	6/5/90	6/5/105
Frantzikinakis Nikos	Prof.	17	22	812	35	4/30/10/214	14.9	35	812	5/42/15/266	14.9	26/37/1,650	H	10/10/361	10/10/361	13/16/552	24/35/1,360
Triantafyllou Sofia	Asst.	15	16	978	40	5/36/13/250	13.4	40	978	4/38/10/236	16.7	16/19/1,095	H	3/2/70	3/2/70	3/1/53	3/1/53
Komineas Stavros	Prof.	12	17	667	39	6/41/19/306	20.2	39	667	7/45/18/289	12.6	28/47/2,955	H	9/9/448	9/9/448	10/10/430	23/33/1,718
Fournodavlos Grigorios	Assoc.	12	14	401	22	6/41/19/306	28.0	22	401	10/51/29/349	39.1	12/14/419	H	8/7/172	8/7/172	10/11/277	11/12/304
Kolountzakis Mihalis	Prof.	11	13	607	38	8/44/24/320	23.5	38	607	8/46/21/302	16.1	26/50/3,447	H	1/0/9	1/0/9	0/0/0	0/0/0
Brazitikos Silouanos	Assoc.	10	10	675	25	9/48/32/342	26.6	25	675	6/44/17/287	30.5	10/10/682	H	5/3/326	5/3/326	9/8/519	9/8/525
Rosakis Phoebus	Prof.	9	9	412	19	10/49/38/361	37.2	19	412	9/50/27/344	22.9	25/35/2,923	H	6/4/184	6/4/184	7/7/327	22/31/2,165
Katsaounis Theodoros	Prof.	9	9	320	41	10/49/38/361	29.0	41	320	11/52/37/371	27.5	16/27/1,062	H	7/3/151	7/3/151	8/4/178	13/21/756
Zouraris Georgios	Prof.	9	9	167	23	10/49/38/361	46.5	23	167	15/56/59/411	40.6	17/28/2,567	H	5/3/83	5/3/83	7/6/132	15/21/1,911
Tzanaki Eleni	Asst.	8	7	181	33	13/54/46/382	42.5	33	181	14/55/57/408	43.6	11/11/303	H	5/0/46	5/0/46	6/3/102	8/8/230
Costakis Georgios	Assoc.	7	7	290	14	14/55/56/399	52.5	14	290	12/53/40/379	34.5	18/32/1,210	H	5/2/119	5/2/119	0/0/0	2/1/13
Chatzipantelidis Panagiotis	Assoc.	6	6	215	9	15/56/64/419	65.8	9	215	13/54/53/398	53.3	15/17/1,086	H	4/3/78	4/3/78	5/5/144	15/16/873
Tertikas Achilles	Prof.	6	4	134	14	15/56/64/419	67.2	14	134	16/57/68/428	29.9	24/31/2,219	H	3/1/42	3/1/42	5/4/83	23/33/2,010
Kossioris Georgios	Prof.	6	5	112	12	15/56/64/419	71.8	12	112	20/61/76/440	51.4	16/22/841	H	2/0/16	2/0/16	5/3/86	13/17/646
Kouvidakis Alexandros	Prof.	6	4	82	12	15/56/64/419	73.5	12	82	21/62/82/450	66.4	11/14/389	H	0/0/0	0/0/0	0/0/0	0/0/0
Tersenov Alkis	Prof.	5	4	118	17	19/60/76/437	69.8	17	118	18/59/73/437	57.6	12/15/378	H	4/2/78	4/2/78	4/2/87	10/11/262
Filippas Stathis	Prof.	5	3	118	11	19/60/76/437	77.4	11	118	18/59/73/437	35.5	20/25/2,087	H	3/1/41	3/1/41	4/2/68	20/27/1,934
Makrakis George	Prof.	4	4	119	17	21/62/84/449	71.6	17	119	17/58/72/435	54.5	13/15/435	M	5/3/74	5/3/74	4/3/86	11/12/299
Garefalakis Theodoulos	Prof.	4	2	51	7	21/62/84/449	89.2	7	51	23/64/91/462	68.2	12/14/390	L	2/0/18	2/0/18	4/1/36	10/10/266
Plexousakis Michael	Asst.	4	3	49	9	21/62/84/449	88.8	9	49	24/65/93/465	80.5	9/9/438	H	3/1/30	3/1/30	3/2/36	9/8/382
Loukaki Maria	Assoc.	3	1	55	9	24/65/92/467	90.7	9	55	22/63/90/461	89.7	6/4/120	H	3/2/71	3/2/71	3/2/79	7/4/134
Mitsis Themistokles	Assoc.	2	1	17	6	25/66/99/477	98.3	6	17	26/67/100/482	91.1	7/6/174	H	2/0/11	2/0/11	3/2/84	8/5/230
Manoussaki Daphne	Asst.	1	1	27	5	26/67/101/484	98.0	5	27	25/66/96/476	73.7	11/11/984	H	1/1/27	1/1/27	1/1/20	10/10/760
Kourouniotis Christos	Asst.	1	0	2	3	26/67/101/484	102.3	3	2	27/68/105/491	100.5	5/5/174	H	1/1/75	1/1/75	4/3/118	9/8/278

Department of Mathematics (UAegean) - MATH - 10 matched of 15 TRS

Member	Grade	A: h	A: i10	A: cites	A: pubs	A: rank h d/u/a/all	A: comp.	B: P_i	B: C_i	B: rank C d/u/a/all	B: comp.	GS profile h/i10/cites	Conf.	OA 2012-25 h/i10/cites	OA life h/i10/cites	S2 2012-25 h/i10/cites	S2 life h/i10/cites
Nikolopoulos Christos	Prof.	15	27	750	123	1/12/13/250	6.3	123	750	2/14/16/274	6.8	12/21/1,154	H	6/4/120	6/4/120	5/2/68	6/3/103
Papasalouros Andreas	Assoc.	8	7	903	18	2/20/46/382	24.6	18	903	1/12/12/250	20.3	18/26/2,012	H	7/6/526	7/6/526	7/6/453	15/24/1,269
Gkikas Konstantinos	Assoc.	8	7	184	26	2/20/46/382	47.7	26	184	3/26/56/407	53.1	9/8/202	H	10/10/450	10/10/450	1/0/8	1/0/9
Tsaprounis Konstantinos	Asst.	8	7	154	12	2/20/46/382	58.7	12	154	4/29/61/417	69.6	8/7/154	H	6/5/73	6/5/73	7/5/106	7/5/106
Metaftsis Vasileios	Prof.	4	0	36	13	5/31/84/449	84.0	13	36	5/34/94/470	76.6	9/9/286	L			2/0/17	8/7/186
Kofinas Konstantinos	Assoc.	3	0	26	14	6/35/92/467	84.6	14	26	6/35/97/477	86.7	4/0/38	H			2/0/25	6/3/137
Tsichlias Charalampos	Asst.	1	0	5	3	7/37/101/484	101.7	3	5	7/37/103/488	101.3	4/4/169	H			2/0/5	4/3/121
Kornaros Charalampos	Asst.	1	0	4	3	7/37/101/484	102.0	3	4	8/38/104/489	103.0	3/1/46	H				

Department of Mathematics (UoWM) - MATH - 7 matched of 7 TRS

Member	Grade	A: h	A: i10	A: cites	A: pubs	A: rank h d/u/a/all	A: comp.	B: P_i	B: C_i	B: rank C d/u/a/all	B: comp.	GS profile h/i10/cites	Conf.	OA 2012-25 h/i10/cites	OA life h/i10/cites	S2 2012-25 h/i10/cites	S2 life h/i10/cites
Kalogiratou Zacharoula	Prof.	13	13	976	73	1/2/15/281	11.2	73	976	1/2/11/237	9.9	26/34/2,623	H	11/14/842	11/14/842	12/16/949	25/38/2,369
Psaradakis Georgios	Asst.	8	7	189	15	2/3/46/382	54.6	15	189	2/4/54/404	63.9	8/7/189	H	5/2/76	5/2/76	7/5/154	7/5/154
Karafyllia Christina	Asst.	7	5	110	18	3/5/56/399	62.8	18	110	4/7/77/441	70.7	7/5/110	H	4/0/32	4/0/32	6/1/81	6/1/81
Tatakis Christos	Asst.	5	4	145	10	4/7/76/437	74.5	10	145	3/5/64/420	78.2	6/5/202	H	4/1/40	4/1/40	4/2/43	6/5/183

Department of Statistics (AUEB) - STAT - 18 matched of 22 TRS

Member	Grade	A: h	A: i10	A: cites	A: pubs	A: rank h d/u/a/all	A: comp.	B: P_i	B: C_i	B: rank C d/u/a/all	B: comp.	GS profile h/i10/cites	Conf.	OA 2012-25 h/i10/cites	OA life h/i10/cites	S2 2012-25 h/i10/cites	S2 life h/i10/cites
Karlis Dimitrios	Prof.	24	40	2,154	91	1/1/1/114	1.5	91	2,154	1/1/2/125	1.5	47/104/8,470	L	8/8/231	8/8/231	8/8/217	8/8/217
Tsiamyrtzis Panagiotis	Prof.	17	28	1,294	76	2/2/2/214	2.8	76	1,294	2/2/4/196	3.3	28/58/3,553	H	14/19/887	14/19/887	15/20/902	23/45/2,400
Dellaportas Petros	Prof.	16	29	849	73	3/3/4/231	4.5	73	849	4/4/6/260	3.3	31/69/4,667	H			12/18/485	26/53/2,703
Papastamoulis Panagiotis	Assoc.	12	13	650	28	4/4/11/306	10.4	28	650	5/5/8/293	11.2	13/15/833	H	9/9/261	9/9/261	11/12/455	12/15/616
Thomadakis Christos	Asst.	10	10	914	26	5/5/12/342	8.7	26	914	3/3/5/245	9.6	10/10/918	H	9/9/733	9/9/733	9/9/694	9/9/696
Vrontos Ioannis	Assoc.	10	10	443	24	5/5/12/342	14.6	24	443	6/6/15/335	10.4	18/23/1,437	H	9/8/329	9/8/329	8/7/271	15/20/969
Perrakis Konstantinos	Asst.	9	8	410	21	7/7/14/361	17.1	21	410	7/7/16/346	20.6	9/8/421	H	8/8/359	8/8/359	0/0/0	0/0/0
Panousis Konstantinos Panagiotis	Asst.	9	9	365	16	7/7/14/361	18.6	16	365	8/8/18/358	22.8	9/9/365	H	5/3/97	5/3/97	9/9/265	13/15/528
Vakeroudis Stavros	Asst.	7	5	123	19	9/9/20/399	25.1	19	123	12/12/31/431	27.0	9/6/153	H	6/3/85	6/3/85	6/3/72	8/5/122
Vasdekis Vasileios	Prof.	6	6	336	25	10/10/25/419	19.8	25	336	9/9/19/367	13.5	17/22/1,337	H			3/1/34	3/1/35
Zazanis Michail	Prof.	6	5	211	22	10/10/25/419	22.2	22	211	10/10/21/400	16.1	16/29/2,005	H			5/2/89	12/13/1,191
Papageorgiou Ioulia	Assoc.	6	4	160	14	10/10/25/419	27.3	14	160	11/11/26/414	22.7	12/13/917	H			4/3/105	10/10/457
Ioannidis Evangelos	Assoc.	2	1	18	3	13/13/38/477	38.3	3	18	13/13/38/480	33.7	8/6/466	H	2/1/15	2/1/15	9/8/191	11/11/386

Department of Statistics and Insurance Science (UNIPI) - STAT - 19 matched of 20 TRS

Member	Grade	A: h	A: i10	A: cites	A: pubs	A: rank h d/u/a/all	A: comp.	B: P_i	B: C_i	B: rank C d/u/a/all	B: comp.	GS profile h/i10/cites	Conf.	OA 2012-25 h/i10/cites	OA life h/i10/cites	S2 2012-25 h/i10/cites	S2 life h/i10/cites
Rakitzis Athanasios	Assoc.	15	23	669	56	1/1/5/250	6.2	56	669	1/1/7/288	6.6	18/29/940	H	13/20/546	13/20/546		
Karagrigoriou Alexandros	Assoc.	13	21	647	124	2/2/7/281	2.4	124	647	2/2/9/294	2.3	18/37/1,635	H	9/9/403	9/9/403	9/7/222	13/15/465
Verropoulou Georgia	Prof.	13	14	521	41	2/2/7/281	8.8	41	521	3/3/10/317	6.7	24/32/1,729	H	11/13/398	11/13/398	11/11/378	20/27/1,126
Triantafyllou Ioannis	Assoc.	13	21	490	69	2/2/7/281	7.6	69	490	4/4/12/325	9.2	15/27/806	H	11/14/371	11/14/371	2/0/12	2/0/12
Androulakis Emmanouil	Asst.	9	9	483	30	5/5/14/361	12.9	30	483	5/5/13/326	13.7	11/11/520	H	8/6/336	8/6/336	0/0/0	0/0/0
Psarrakos Georgios	Prof.	9	9	409	29	5/5/14/361	14.5	29	409	6/6/17/347	16.2	10/12/481	H	8/7/271	8/7/271	8/7/310	9/8/395
Iliopoulos Georgios	Prof.	8	7	188	16	7/7/18/382	22.8	16	188	7/7/24/406	10.9	21/33/1,217	H	1/0/4	1/0/4		
Xenos Panagiotis	Asst.	7	4	168	22	8/8/20/399	21.8	22	168	8/8/25/410	25.0	7/4/170	H			0/0/0	0/0/0
Bozikas Apostolos	Asst.	4	3	61	10	9/9/31/449	33.5	10	61	9/9/34/460	35.6	4/3/63	H	3/1/32	3/1/32	3/1/30	3/1/31
Sevroglou Vasileios	Prof.	4	2	51	18	9/9/31/449	31.1	18	51	10/10/35/462	24.4	11/12/330	H	3/1/29	3/1/29	4/1/38	10/10/240
Evangelaras Charalampos	Assoc.	4	1	37	13	9/9/31/449	33.5	13	37	11/11/36/468	25.9	11/14/424	L	3/0/17	3/0/17	3/0/13	8/8/247
Boutsikas Michail	Assoc.	4	0	32	7	9/9/31/449	35.0	7	32	12/12/37/474	29.0	10/11/340	H			3/0/25	9/9/277
Politis Konstantinos	Prof.	0	0	0	0	13/13/40/492	40.0	0	0	13/13/40/492	40.0	-/-/0	H	2/1/41	2/1/41	9/9/366	26/64/2,601

Department of Statistics and Insurance Science (UoWM) - STAT - 4 matched of 4 TRS

Member	Grade	A: h	A: i10	A: cites	A: pubs	A: rank h d/u/a/all	A: comp.	B: P_i	B: C_i	B: rank C d/u/a/all	B: comp.	GS profile h/i10/cites	Conf.	OA 2012-25 h/i10/cites	OA life h/i10/cites	S2 2012-25 h/i10/cites	S2 life h/i10/cites
Mallidis Ioannis	Assoc.	15	19	2,460	42	1/1/5/250	2.3	42	2,460	1/1/1/109	2.5	16/22/2,528	H	12/14/700	12/14/700	5/4/125	5/4/125
Bersimis Fragkiskos	Asst.	8	8	463	42	2/3/18/382	11.9	42	463	2/3/14/329	12.8	8/8/463	L	6/4/246	6/4/246	4/2/149	4/2/149
Chatzopoulos Stavros	Asst.	7	6	136	20	3/5/20/399	24.1	20	136	3/6/29/426	24.1	10/12/382	H	8/8/168	8/8/168	2/1/20	2/1/20

Department of Statistics and Actuarial-Financial Mathematics (UAegean) - STAT - 19 matched of 22 TRS

Member	Grade	A: h	A: i10	A: cites	A: pubs	A: rank h d/u/a/all	A: comp.	B: P_i	B: C_i	B: rank C d/u/a/all	B: comp.	GS profile h/i10/cites	Conf.	OA 2012-25 h/i10/cites	OA life h/i10/cites	S2 2012-25 h/i10/cites	S2 life h/i10/cites
Konstantinidis Dimitrios	Prof.	17	23	1,486	35	1/9/2/214	3.2	35	1,486	1/8/3/178	5.6	17/23/1,487	M	31/71/2,768	31/71/2,768	6/4/286	6/4/287
Katsampoxakis Ioannis	Asst.	13	14	510	27	2/14/7/281	10.0	27	510	2/16/11/320	13.1	13/14/513	H	10/10/341	10/10/341	9/9/289	9/9/290
Kalligiannaki Evangelia	Assoc.	7	5	200	24	3/24/20/399	20.1	24	200	5/25/23/403	22.8	7/5/213	H	5/3/142	5/3/142	5/3/150	6/4/172
Dafnis Spyros	Assoc.	7	6	157	22	3/24/20/399	22.3	22	157	6/28/27/416	24.7	8/8/212	H			6/5/125	9/7/188
Lappas Pantelis	Asst.	6	4	321	23	5/27/25/419	21.4	23	321	3/19/20/370	23.0	6/4/323	H	4/3/191	4/3/191	5/3/181	5/3/182
Merkatas Christos	Asst.	5	4	140	13	6/29/29/437	30.1	13	140	7/30/28/422	32.0	5/4/140	H	4/1/64	4/1/64	4/2/98	4/2/98
Saplaouras Alexandros	Asst.	5	3	135	9	6/29/29/437	31.6	9	135	8/31/30/427	33.7	5/3/136	H	3/2/59	3/2/59	4/2/75	4/2/75
Xanthopoulos Stylianos	Prof.	4	4	207	20	8/31/31/449	25.5	20	207	4/24/22/401	24.5	8/8/297	H	4/3/111	4/3/111	13/16/564	18/27/968
Bourazas Konstantinos	Asst.	4	3	87	16	8/31/31/449	30.6	16	87	9/32/32/446	32.3	4/3/87	H	3/2/48	3/2/48	3/3/45	3/3/45
Kountzakis Christos	Asst.	4	0	68	70	8/31/31/449	11.4	70	68	10/33/33/456	11.5	6/5/166	H	3/0/39	3/0/39	4/0/43	6/3/122
Rouskas Evangelos	Asst.	2	0	12	14	11/36/38/477	36.1	14	12	11/36/39/483	36.3	2/0/12	H	2/0/11	2/0/11	2/0/9	2/0/9

School of Geology (AUTH) - EARTH - 22 matched of 34 TRS

Member	Grade	A: h	A: i10	A: cites	A: pubs	A: rank h d/u/a/all	A: comp.	B: P_i	B: C_i	B: rank C d/u/a/all	B: comp.	GS profile h/i10/cites	Conf.	OA 2012-25 h/i10/cites	OA life h/i10/cites	S2 2012-25 h/i10/cites	S2 life h/i10/cites
Nerantzis Kazakis	Asst.	41	66	7,272	111	1/9/3/28	4.1	111	7,272	1/8/3/28	5.8	42/69/7,452	H	35/54/5,505	35/54/5,505	3/2/60	3/2/60

Member	Grade	A: h	A: i10	A: cites	A: pubs	A: rank h d/u/a/all	A: comp.	B: P_i	B: C_i	B: rank C d/u/a/all	B: comp.	GS profile h/i10/cites	Conf.	OA 2012-25 h/i10/cites	OA life h/i10/cites	S2 2012-25 h/i10/cites	S2 life h/i10/cites
Prodromos Zanis	Prof.	34	67	5,050	177	2/13/6/52	6.1	177	5,050	2/11/5/46	4.6	52/118/9,082	H	33/62/4,014	33/62/4,014		
Eleni Katragkou	Prof.	33	55	4,966	154	3/15/8/56	7.4	154	4,966	3/12/6/47	8.6	36/70/5,666	H	30/50/4,660	30/50/4,660	0/0/0	0/0/0
Konstantinos Voudouris	Prof.	32	63	3,864	124	4/16/10/60	11.2	124	3,864	4/15/11/61	10.8	41/100/5,902	H	26/43/2,672	26/43/2,672	2/1/20	2/1/20
Marios Karaoulis	Asst.	27	37	2,678	91	5/19/18/90	20.2	91	2,678	5/21/16/96	23.8	28/39/2,962	H	0/0/0	0/0/0	0/0/0	0/0/0
Panagiotis Tsourlos	Prof.	23	36	1,664	144	6/23/24/121	17.1	144	1,664	8/36/30/163	13.4	38/79/4,506	H				
Ioannis Pytharoulis	Prof.	22	32	1,716	110	7/26/28/136	24.4	110	1,716	7/35/29/161	23.3	31/47/3,430	H	19/25/1,268	19/25/1,268		
Christina Anagnostopoulou	Prof.	21	38	1,613	109	8/29/30/153	26.7	109	1,613	9/37/32/168	22.8	33/64/3,425	H	0/0/0	0/0/0	2/0/13	3/0/18
Angelos Maravelis	Assoc.	21	35	952	59	8/29/30/153	39.7	59	952	12/53/45/242	47.2	22/39/1,087	H	17/29/767	17/29/767	18/21/1,156	32/55/3,246
Nikolaos Kantiranis	Prof.	19	44	1,851	117	10/40/38/182	23.8	117	1,851	6/31/27/148	21.2	31/83/3,298	H	17/32/1,196	17/32/1,196	1/0/1	1/0/1
Konstantia Tolika	Prof.	18	25	1,115	70	11/43/41/195	42.2	70	1,115	10/49/40/221	40.3	26/45/2,263	H				
Alexandros Chatzipetros	Assoc.	18	30	1,100	100	11/43/41/195	36.0	100	1,100	11/50/41/222	36.0	23/52/2,015	H	15/20/723	15/20/723	2/1/16	2/1/16
Stefanos Karampelas	Asst.	17	20	682	78	13/49/46/214	47.1	78	682	14/61/57/284	45.2	23/37/1,289	H	13/17/460	13/17/460	1/0/2	1/0/2
Olga Koukousioura	Asst.	14	22	781	82	14/59/56/272	45.2	82	781	13/57/50/267	46.6	16/27/1,173	H			6/3/111	7/3/119
Konstantinos Vouvalidis	Prof.	12	13	404	35	15/65/64/306	67.2	35	404	15/69/69/348	66.9	16/23/919	H	8/5/161	8/5/161	0/0/0	0/0/0
Sofia Pechlivanidou	Asst.	11	11	369	46	16/66/67/320	64.9	46	369	16/71/71/357	67.4	12/13/428	H	8/7/296	8/7/296	0/0/0	0/0/0
Markos Tranos	Prof.	10	10	349	35	17/70/71/342	70.6	35	349	17/73/72/360	56.8	23/39/1,531	H			2/1/17	3/2/52
Vasileios Karakostas	Prof.	10	12	319	44	17/70/71/342	68.1	44	319	18/75/75/372	70.1	11/14/358	H	0/0/0	0/0/0	1/0/3	1/0/3
Kyriaki Pipera	Asst.	4	3	68	11	19/86/84/449	84.0	11	68	19/86/84/456	84.0	5/3/75	H			1/0/3	2/2/107

Department of Geology and Geoenvironment (NKUA) - EARTH - 34 matched of 39 TRS

Member	Grade	A: h	A: i10	A: cites	A: pubs	A: rank h d/u/a/all	A: comp.	B: P_i	B: C_i	B: rank C d/u/a/all	B: comp.	GS profile h/i10/cites	Conf.	OA 2012-25 h/i10/cites	OA life h/i10/cites	S2 2012-25 h/i10/cites	S2 life h/i10/cites
Nomikou Paraskevi	Prof.	38	104	4,747	345	1/9/4/37	2.2	345	4,747	1/11/7/51	2.3	44/129/6,115	H	36/97/3,910	36/97/3,910	34/86/3,648	38/102/4,533
Nastos Panagiotis	Prof.	38	79	4,054	263	1/9/4/37	4.9	263	4,054	2/13/9/57	5.3	50/146/8,580	H	0/0/0	0/0/0	1/0/5	1/0/5
Vallianatos Filippos	Prof.	34	97	3,537	273	3/12/6/52	5.1	273	3,537	3/17/12/71	4.0	52/178/8,761	H	30/86/2,855	30/86/2,855	29/83/2,716	42/152/6,358
Antonarakou Asimina	Prof.	32	69	2,557	184	4/14/10/60	9.4	184	2,557	7/30/19/104	10.3	36/86/4,235	L	0/0/0	0/0/0	1/0/1	1/1/82
Diakakis Michalis	Asst.	30	52	3,093	99	5/16/13/70	16.0	99	3,093	4/18/13/75	19.7	31/58/3,361	H	28/50/2,515	28/50/2,515	25/47/2,073	25/50/2,212
Voudouris Panagiotis	Prof.	28	88	3,083	233	6/21/17/82	9.1	233	3,083	5/19/14/76	9.1	34/129/4,910	H	23/69/2,163	23/69/2,163	4/0/24	4/0/25
Kouli Katerina	Prof.	26	42	2,630	104	7/28/19/96	20.5	104	2,630	6/28/18/102	19.6	34/55/3,556	H	23/39/2,082	23/39/2,082	23/37/1,954	30/49/2,632
Kapetanidis Vasileios	Asst.	26	52	1,903	109	7/28/19/96	21.6	109	1,903	9/39/26/144	25.6	27/53/1,956	L	22/41/1,352	22/41/1,352	21/36/1,206	22/37/1,233
Dimiza Margarita	Assoc.	24	36	1,931	80	9/34/21/114	26.2	80	1,931	8/38/25/142	28.8	30/52/3,007	H	21/32/1,446	21/32/1,446	21/32/1,397	26/44/2,081
Voulgaris Nikolaos	Prof.	21	44	1,390	104	10/41/30/153	30.1	104	1,390	10/45/36/184	30.1	28/65/2,493	H	3/0/26	3/0/26	11/11/365	13/17/545
Panagiotopoulos Ioannis	Assoc.	21	39	1,190	70	10/41/30/153	37.2	70	1,190	12/49/39/209	41.4	18/35/2,062	H	0/0/0	0/0/0	7/6/292	7/6/294
Soukis Konstantinos	Assoc.	20	31	1,277	132	12/45/34/166	21.5	132	1,277	11/48/37/199	22.8	22/37/1,440	H	17/27/1,024	17/27/1,024	0/0/0	0/0/0
Chatzaki Maria	Assoc.	18	24	835	43	13/49/41/195	49.2	43	835	14/62/49/261	47.7	25/45/2,161	M	15/21/553	15/21/553	15/18/519	18/30/997
Vasilatos Charalampos	Assoc.	16	22	728	80	14/58/47/231	44.7	80	728	15/66/53/278	45.5	21/37/1,505	H	13/15/459	13/15/459	13/17/453	17/27/930
Papadopoulos Argyrios	Asst.	15	23	883	47	15/62/51/250	51.1	47	883	13/61/47/251	55.9	15/26/935	H	13/18/689	13/18/689		
Sakkas Vasileios	Asst.	15	19	653	57	15/62/51/250	53.8	57	653	16/68/58/292	53.8	20/30/1,159	L				
Kranis Charalampos	Assoc.	13	16	640	65	17/70/58/281	54.9	65	640	17/70/59/297	52.7	20/34/1,217	L	0/0/0	0/0/0	11/12/477	15/20/694
Pomonis Panagiotis	Prof.	13	16	513	34	17/70/58/281	64.5	34	513	19/75/65/319	61.4	20/27/992	H	12/14/421	12/14/421	13/16/622	32/107/3,453
Kostopoulos Dimitrios	Assoc.	12	12	590	27	19/74/64/306	66.9	27	590	18/71/61/304	36.7	33/53/3,346	H	16/18/761	16/18/761	15/18/649	31/49/2,408
Tsourou Theodora	Asst.	11	12	398	27	20/79/67/320	71.4	27	398	20/81/70/350	68.1	18/22/1,004	H	0/0/0	0/0/0	9/8/212	15/18/629
Stavropoulou Maria	Prof.	10	10	294	32	21/83/71/342	73.6	32	294	21/86/77/378	64.8	20/31/2,107	H	10/10/1,513	10/10/1,513	11/11/1,346	12/14/1,451
Stouraiti Christina	Assoc.	10	10	214	44	21/83/71/342	69.6	44	214	22/92/81/399	71.7	11/15/559	H	8/7/167	8/7/167	7/4/147	9/8/360
Kati Marianna	Asst.	7	5	159	17	23/92/81/399	82.0	17	159	23/94/83/415	82.7	7/6/205	H	5/4/114	5/4/114	5/4/112	12/12/437

Department of Geology (UPatras) - EARTH - 19 matched of 19 TRS

Member	Grade	A: h	A: i10	A: cites	A: pubs	A: rank h d/u/a/all	A: comp.	B: P_i	B: C_i	B: rank C d/u/a/all	B: comp.	GS profile h/i10/cites	Conf.	OA 2012-25 h/i10/cites	OA life h/i10/cites	S2 2012-25 h/i10/cites	S2 life h/i10/cites
Bathrellos Georgios	Prof.	33	45	4,234	66	1/5/8/56	11.1	66	4,234	1/5/8/56	12.7	38/58/5,173	H	30/41/3,141	30/41/3,141	31/41/3,241	34/49/3,819
Koukouvelas Ioannis	Prof.	24	39	1,781	111	2/14/21/114	21.1	111	1,781	4/18/28/153	11.5	46/85/5,042	H	23/35/1,442	23/35/1,442	0/0/0	0/0/0
Avramidis Pavlos	Prof.	24	43	1,617	84	2/14/21/114	27.5	84	1,617	5/20/31/166	33.5	26/54/2,194	H	20/36/1,181	20/36/1,181		
Geraga Maria	Prof.	22	46	2,314	122	4/16/28/136	19.7	122	2,314	2/12/20/115	19.7	29/62/3,392	H	18/40/1,831	18/40/1,831	17/36/1,662	24/49/2,379
Koutsovitis Petros-Dimitrios	Assoc.	20	39	988	96	5/21/34/166	36.0	96	988	7/25/44/235	40.8	20/41/1,065	H	17/30/750	17/30/750	18/28/770	18/29/792
Lampropoulou Paraskevi	Asst.	19	28	938	55	6/22/38/182	45.1	55	938	8/27/46/243	50.1	20/30/1,011	H	17/26/811	17/26/811	0/0/0	1/0/2
Kalaitzidis Stavros	Prof.	18	33	2,093	81	7/24/41/195	31.4	81	2,093	3/16/23/132	29.3	27/61/3,754	H	16/25/1,967	16/25/1,967	3/1/48	3/1/48

Member	Grade	A: h	A: i10	A: cites	A: pubs	A: rank h d/u/a/all	A: comp.	B: P_i	B: C_i	B: rank C d/u/a/all	B: comp.	GS profile h/i10/cites	Conf.	OA 2012-25 h/i10/cites	OA life h/i10/cites	S2 2012-25 h/i10/cites	S2 life h/i10/cites
Iliopoulos Georgios	Prof.	18	33	1,465	106	7/24/41/195	31.4	106	1,465	6/22/34/180	31.4	23/45/1,871	H	1/0/4	1/0/4		
Roumelioti Zafeiria	Assoc.	16	19	693	75	9/28/47/231	47.7	75	693	9/32/56/283	41.1	27/46/1,802	H	15/18/544	15/18/544	14/17/505	22/41/1,327
Depountis Nikolaos	Assoc.	13	18	593	38	10/34/58/281	61.2	38	593	10/36/60/303	62.9	16/26/821	H	12/14/458	12/14/458	12/13/424	15/17/503
Iliopoulos Ioannis	Prof.	13	18	564	59	10/34/58/281	56.5	59	564	11/39/63/311	54.1	20/36/1,408	H	9/8/295	9/8/295	2/1/19	2/1/19

Department of Geography (UAegean) - EARTH - 18 matched of 20 TRS

Member	Grade	A: h	A: i10	A: cites	A: pubs	A: rank h d/u/a/all	A: comp.	B: P_i	B: C_i	B: rank C d/u/a/all	B: comp.	GS profile h/i10/cites	Conf.	OA 2012-25 h/i10/cites	OA life h/i10/cites	S2 2012-25 h/i10/cites	S2 life h/i10/cites
Petanidou Theodora	Prof.	44	77	6,201	144	1/2/2/23	3.5	144	6,201	1/2/4/35	3.5	65/145/14,433	H	35/69/4,613	35/69/4,613	36/69/4,247	55/119/9,880
Tscheulin Thomas	Asst.	30	37	2,784	80	2/3/13/70	17.6	80	2,784	2/4/15/90	15.5	40/53/6,531	L	27/36/2,119	27/36/2,119	26/34/1,952	33/50/4,751
Kavroudakis Dimitrios	Assoc.	20	29	1,423	124	3/7/34/166	22.2	124	1,423	4/9/35/183	24.0	20/30/1,759	H	14/18/631	14/18/631	1/0/3	2/0/7
Terkenli Theano	Prof.	19	25	1,942	73	4/8/38/182	33.3	73	1,942	3/7/24/140	31.5	27/45/4,050	H	15/20/1,059	15/20/1,059	1/0/2	1/0/2
Tsilimigkas Georgios	Assoc.	16	20	713	35	5/10/47/231	55.6	35	713	6/15/55/281	61.8	16/21/731	H	13/19/538	13/19/538	12/16/452	12/16/452
Chorianopoulos Ioannis	Prof.	11	12	775	25	6/15/67/320	63.8	25	775	5/13/51/269	61.5	17/19/1,416	H	9/9/560	9/9/560	9/9/511	12/15/918
Vaitis Michail	Prof.	9	9	290	32	7/18/78/361	76.3	32	290	7/21/78/379	73.9	14/15/825	H	8/7/190	8/7/190	1/1/37	7/6/339
Gavalas Vasileios	Assoc.	6	4	259	28	8/27/83/419	79.6	28	259	8/22/79/387	78.6	10/11/547	H			4/2/145	7/6/327
Anagnostou Spyros	Asst.	1	0	4	10	9/37/86/484	85.7	10	4	9/38/86/489	85.7	1/0/4	H	0/0/0	0/0/0	1/0/1	1/0/1

Department of Geography (HUA) - EARTH - 19 matched of 20 TRS

Member	Grade	A: h	A: i10	A: cites	A: pubs	A: rank h d/u/a/all	A: comp.	B: P_i	B: C_i	B: rank C d/u/a/all	B: comp.	GS profile h/i10/cites	Conf.	OA 2012-25 h/i10/cites	OA life h/i10/cites	S2 2012-25 h/i10/cites	S2 life h/i10/cites
Drakou Evangelia	Assoc.	31	41	8,034	74	1/1/12/65	4.9	74	8,034	1/1/2/22	5.3	33/45/8,238	H	26/34/4,929	26/34/4,929	27/35/4,779	27/38/4,851
Chalkias Christos	Prof.	30	59	2,665	109	2/2/13/70	16.4	109	2,665	2/2/17/98	18.9	33/69/3,345	H	24/48/1,834	24/48/1,834	3/1/73	3/1/73
Iliopoulou Theano	Asst.	23	44	1,607	180	3/3/24/121	14.0	180	1,607	3/3/33/169	15.2	23/44/1,618	H	19/38/1,253	19/38/1,253		
Katsafados Petros	Prof.	20	30	1,028	101	4/4/34/166	33.9	101	1,028	4/4/43/229	31.7	29/51/3,004	H	17/31/887	17/31/887	17/25/727	24/43/2,062
Papadopoulos Apostolos	Prof.	15	21	873	80	5/5/51/250	44.5	80	873	5/5/48/254	41.5	23/43/2,182	H	0/0/0	0/0/0	10/11/430	16/23/1,116
Pratsinakis Manolis	Asst.	15	17	722	30	5/5/51/250	58.5	30	722	7/7/54/279	65.0	15/18/793	H	11/11/248	11/11/248	10/10/239	10/10/239
Artelaris Panagiotis	Assoc.	15	16	500	36	5/5/51/250	60.6	36	500	10/10/66/323	64.5	17/21/924	H	10/12/275	10/12/275	11/13/273	12/18/497
Tsanakas Konstantinos	Asst.	13	17	590	59	8/8/58/281	55.9	59	590	8/8/61/304	60.1	13/17/606	M			10/11/373	10/11/375
Faka Antigoni	Asst.	13	16	529	47	8/8/58/281	59.1	47	529	9/9/64/316	63.8	13/16/540	H	11/13/403	11/13/403	11/11/308	11/11/319
Tragaki Alexandra	Prof.	12	13	461	40	10/10/64/306	64.6	40	461	11/11/67/331	66.8	14/18/619	H	9/9/316	9/9/316	9/8/271	10/10/335
Skrimizea Eirini	Asst.	10	11	743	39	11/11/71/342	61.6	39	743	6/6/52/276	63.7	10/11/743	H	11/11/468	11/11/468	11/11/392	11/11/392
Paidakaki Angeliki	Asst.	10	11	342	74	11/11/71/342	58.8	74	342	12/12/73/362	60.7	10/11/346	H	8/8/171	8/8/171	9/8/158	9/8/158
Grammatikogiannis Ilias	Asst.	2	2	36	3	13/13/85/477	85.3	3	36	13/13/85/470	85.3	2/2/37	H			2/0/15	2/0/15

Department of Marine Sciences (UAegean) - EARTH - 20 matched of 23 TRS

Member	Grade	A: h	A: i10	A: cites	A: pubs	A: rank h d/u/a/all	A: comp.	B: P_i	B: C_i	B: rank C d/u/a/all	B: comp.	GS profile h/i10/cites	Conf.	OA 2012-25 h/i10/cites	OA life h/i10/cites	S2 2012-25 h/i10/cites	S2 life h/i10/cites
Katsanevakis Stelios	Prof.	70	196	19,115	315	1/1/1/12	1.2	315	19,115	1/1/1/12	1.2	81/251/25,050	H	59/162/12,976	59/162/12,976	55/164/11,868	66/212/15,238
Topouzelis Konstantinos N.	Assoc.	30	46	3,931	106	2/3/13/70	13.7	106	3,931	2/3/10/59	14.7	35/65/5,495	H	26/35/2,914	26/35/2,914	24/34/2,533	30/44/3,447
Krasakopoulou Evangelia	Prof.	23	40	2,149	97	3/5/24/121	24.7	97	2,149	3/5/21/126	23.9	32/70/3,555	H	1/0/7	1/0/7	21/34/1,607	28/55/2,490
Tzoraki Ourania	Prof.	23	47	2,135	110	3/5/24/121	21.5	110	2,135	4/6/22/128	24.1	25/52/2,480	H	22/43/1,645	22/43/1,645	19/39/1,409	21/43/1,673
Meziti Alexandra	Asst.	16	21	1,261	32	5/10/47/231	48.9	32	1,261	5/10/38/202	52.9	17/25/1,470	H	14/16/1,104	14/16/1,104	13/17/906	16/21/1,061
Trygonis Vasilis	Asst.	14	15	1,065	45	6/13/56/272	51.2	45	1,065	6/11/42/224	53.0	16/17/1,156	H	13/13/777	13/13/777	15/15/753	17/18/811
Tsirtsis Giorgos	Prof.	11	16	460	40	7/15/67/320	65.9	40	460	7/17/68/332	57.9	22/42/2,214	H			0/0/0	1/1/24
Tragou Elina	Assoc.	10	12	338	48	8/17/71/342	65.5	48	338	8/18/74/365	65.5	14/21/1,024	H	9/7/244	9/7/244	9/8/291	13/16/794
Bakopoulos Vasileios	Prof.	9	9	318	38	9/18/78/361	72.9	38	318	9/20/76/373	67.9	16/24/1,246	H	8/5/161	8/5/161	7/3/134	7/3/134
Nikolaou Anastasia	Assoc.	8	6	234	20	10/20/80/382	80.3	20	234	10/23/80/393	25.9	38/60/7,570	H	5/2/82	5/2/82	4/1/33	4/1/33
Evstratiou Maria-Adamantia	Assoc.	7	6	164	16	11/24/81/399	82.0	16	164	11/27/82/412	80.2	12/13/403	H				

Department of Materials Science and Technology (UoC) - MATSCI - 19 matched of 21 TRS

Member	Grade	A: h	A: i10	A: cites	A: pubs	A: rank h d/u/a/all	A: comp.	B: P_i	B: C_i	B: rank C d/u/a/all	B: comp.	GS profile h/i10/cites	Conf.	OA 2012-25 h/i10/cites	OA life h/i10/cites	S2 2012-25 h/i10/cites	S2 life h/i10/cites
Stoumpos Konstantinos	Assoc.	99	173	60,872	292	1/1/1/8	1.0	292	60,872	1/1/1/7	1.0	99/191/61,867	L			0/0/0	0/0/0
Vlassopoulos Dimitris	Prof.	41	112	5,253	212	2/2/2/28	2.4	212	5,253	4/9/4/43	2.4	70/243/15,369	M	35/96/4,041	35/96/4,041	8/7/240	11/14/676
Armatas Gerasimos	Prof.	40	81	5,286	111	3/3/3/32	3.7	111	5,286	3/8/3/42	4.7	48/119/7,834	H	37/78/4,480	37/78/4,480	32/69/3,457	40/104/5,327
Kafesaki Maria	Prof.	38	83	5,753	189	4/7/4/37	2.8	189	5,753	2/6/2/38	2.6	61/145/16,417	H	33/70/4,380	33/70/4,380	33/74/4,012	53/133/11,233
Chatzinikolaidou Maria	Prof.	36	71	3,275	123	5/9/5/44	5.9	123	3,275	7/15/7/73	6.9	38/85/4,137	L			30/59/2,257	32/70/2,752

Member	Grade	A: h	A: i10	A: cites	A: pubs	A: rank h d/u/a/all	A: comp.	B: P_i	B: C_i	B: rank C d/u/a/all	B: comp.	GS profile h/i10/cites	Conf.	OA 2012-25 h/i10/cites	OA life h/i10/cites	S2 2012-25 h/i10/cites	S2 life h/i10/cites
Tzortzakis Stelios	Prof.	35	64	4,774	159	6/11/6/49	4.9	159	4,774	5/11/5/50	4.6	56/123/13,268	H	31/58/3,797	31/58/3,797	26/40/2,355	35/68/4,990
Vamvakaki Maria	Prof.	35	56	3,825	139	6/11/6/49	5.6	139	3,825	6/13/6/62	4.9	58/124/10,338	H	31/51/3,055	31/51/3,055	2/1/96	2/1/97
Petekidis Giorgos	Prof.	28	42	2,677	66	8/16/8/82	8.8	66	2,677	8/18/8/97	8.4	44/89/7,147	L	0/0/0	0/0/0	25/41/1,763	36/80/4,833
Glynos Emmanouil	Asst.	25	38	2,263	69	9/19/9/106	9.6	69	2,263	10/22/10/120	10.3	29/50/2,876	H	22/37/1,898	22/37/1,898	21/34/1,644	28/51/2,436
Mitraki Anna	Prof.	24	36	1,602	76	10/21/10/114	9.9	76	1,602	11/27/11/170	9.2	38/72/5,330	H	21/32/1,286	21/32/1,286	19/32/1,067	31/67/3,521
Papazoglou Dimitris	Assoc.	22	33	2,409	88	11/24/11/136	9.2	88	2,409	9/20/9/113	8.3	38/75/5,626	H	19/29/1,961	19/29/1,961	5/3/494	6/6/595
Velonia Kelly	Assoc.	19	20	1,293	32	12/29/12/182	12.0	32	1,293	12/29/12/197	11.6	29/38/4,167	H	18/19/1,139	18/19/1,139	15/19/933	24/34/2,832
Remediakis Giannis	Assoc.	14	16	1,100	25	13/37/13/272	13.7	25	1,100	14/35/14/222	13.7	26/34/5,459	H	12/17/919	12/17/919		
Tzeranis Dimitrios	Asst.	11	12	680	22	14/44/14/320	14.7	22	680	15/43/15/285	14.7	15/18/1,237	H	10/10/580	10/10/580	10/10/519	15/16/936
Filippidi Emmanouela	Asst.	9	9	1,192	29	15/49/15/361	13.6	29	1,192	13/31/13/208	13.6	13/13/1,866	H	10/10/1,094	10/10/1,094	10/10/914	12/13/1,393

School of Science and Technology (HOU) - GEN - 15 matched of 15 TRS

Member	Grade	A: h	A: i10	A: cites	A: pubs	A: rank h d/u/a/all	A: comp.	B: P_i	B: C_i	B: rank C d/u/a/all	B: comp.	GS profile h/i10/cites	Conf.	OA 2012-25 h/i10/cites	OA life h/i10/cites	S2 2012-25 h/i10/cites	S2 life h/i10/cites
Leisos Antonios	Prof.	213	894	168,044	1,338	1/1/1/6	1.0	1,338	168,044	1/1/1/6	1.0	214/1,016/177,036	L	4/1/59	4/1/59	27/77/3,290	27/78/3,340
Kalavrouziotis Ioannis	Prof.	31	56	2,649	133	2/2/2/65	2.6	133	2,649	3/3/3/99	3.0	35/96/5,393	H	26/40/1,849	26/40/1,849	7/5/226	7/5/234
Bourikas Kyriakos	Prof.	26	45	2,905	58	3/3/3/96	3.0	58	2,905	2/2/2/80	2.6	37/80/5,474	H	23/41/2,396	23/41/2,396	23/41/2,136	33/71/3,959
Kokkinos Petros	Assoc.	25	38	2,643	57	4/4/4/106	4.8	57	2,643	4/4/4/101	4.8	28/49/3,020	H	22/31/2,058	22/31/2,058	3/2/48	6/5/160
Kalles Dimitrios	Prof.	23	62	2,261	173	5/5/5/121	3.3	173	2,261	5/5/5/121	3.2	28/82/3,198	L	19/35/1,479	19/35/1,479	14/22/663	18/38/1,271
Spella Magdalini	Asst.	22	25	1,370	73	6/6/6/136	5.6	73	1,370	6/6/6/188	5.6	24/28/1,538	H	1/0/8	1/0/8	19/28/1,068	21/31/1,234
Papagiannopoulos Georgios	Prof.	18	35	880	83	7/7/7/195	5.8	83	880	8/8/8/253	5.8	21/41/1,426	H			18/37/1,195	21/49/1,739
Balomenos Georgios	Assoc.	16	22	769	53	8/8/8/231	8.6	53	769	9/9/9/270	9.0	16/22/769	H	14/17/536	14/17/536	13/16/517	13/16/517
Sgourou Argyro	Assoc.	15	23	644	58	9/9/9/250	7.9	58	644	10/10/10/295	7.7	19/32/1,013	H	13/18/508	13/18/508	13/18/438	16/27/725
Chatzigeorgiou Georgios	Prof.	14	21	1,147	51	10/10/10/272	8.8	51	1,147	7/7/7/216	8.5	16/29/1,366	M	9/9/599	9/9/599	3/2/34	3/2/36
Protopapas Eleftherios	Asst.	6	3	102	34	11/11/11/419	11.0	34	102	11/11/11/444	11.0	6/3/102	H	6/3/97	6/3/97	8/7/201	8/7/201

5F. External ranking systems: every faculty member found (Top 2% career list, Research.com)

Table 16 lists every member present in at least one of the two systems - 63 members in total - with the value on which each system ranks them; a dash marks a system in which the member is absent. 11 members appear in both. The members' own Google Scholar, OpenAlex and Semantic Scholar values are in Section 5E and are not repeated here.

Table 16. Faculty members in the Top 2% career list or in the Research.com Greece rankings: each system's ranking values.

Univ.	Department	Member	Area	Top 2%	Top 2% rank (ns) / c	Top 2% field	Research.com	RC nat. rank / D-index	RC discipline
AUEB	Department of Statistics	Karlis Dimitrios	STAT	yes	89,366 / 3.513	Statistics & Probability	yes	9 / 38	mathematics
AUTH	School of Chemistry	Dimitrios Achilias	CHEM	-	-	-	yes	13 / 63	materials-science
AUTH	School of Chemistry	Dimitrios Bikiaris	CHEM	-	-	-	yes	1 / 100	materials-science
AUTH	School of Chemistry	Georgios Theodoridis	CHEM	-	-	-	yes	30 / 62	chemistry
AUTH	School of Chemistry	Ioannis Katsounaros	CHEM	-	-	-	yes	78 / 43	chemistry
AUTH	School of Physics	Goudos Sotirios	PHYS	yes	118,387 / 3.409	Networking & Telecommunications	-	-	-
AUTH	School of Physics	Patsalas Panagiotis	PHYS	yes	117,529 / 3.412	Applied Physics	-	-	-
AUTH	School of Physics	Pavlidou Eleni	PHYS	-	-	-	yes	35 / 47	materials-science
AUTH	School of Physics	Petkou Anastasios	PHYS	yes	198,100 / 3.205	Nuclear & Particle Physics	-	-	-
AUTH	School of Physics	Stergioulas Nikolaos	PHYS	yes	72,870 / 3.584	Nuclear & Particle Physics	-	-	-
AUTH	School of Physics	Tsagkas Christos	PHYS	yes	148,435 / 3.322	Nuclear & Particle Physics	-	-	-
AUTH	School of Physics	Volos Christos	PHYS	yes	211,258 / 3.178	Networking & Telecommunications	-	-	-
DUTH	Department of Chemistry (Kavala)	Kyzas Georgios	CHEM	yes	19,556 / 3.982	Chemical Physics	yes	6 / 84	chemistry
HOU	School of Science and Technology	Chatzigeorgiou Georgios	GEN	yes	102,611 / 3.463	Strategic, Defence & Security Stud	-	-	-
HUA	Department of Geography	Petropoulos P. Georgios	EARTH	yes	159,826 / 3.293	Geological & Geomatics Engineering	-	-	-
NKUA	Department of Chemistry	Danopoulos Andreas	CHEM	yes	195,857 / 3.210	Inorganic & Nuclear Chemistry	yes	65 / 48	chemistry

Univ.	Department	Member	Area	Top 2%	Top 2% rank (ns) / c	Top 2% field	Research.com	RC nat. rank / D-index	RC discipline
NKUA	Department of Chemistry	Kokkinos Christos	CHEM	yes	222,487 / 3.156	Analytical Chemistry	-	-	-
NKUA	Department of Chemistry	Kokotos Christoforos	CHEM	yes	140,786 / 3.343	Organic Chemistry	yes	70 / 46	chemistry
NKUA	Department of Chemistry	Lianidou Evi	CHEM	yes	79,500 / 3.554	Oncology & Carcinogenesis	-	-	-
NKUA	Department of Chemistry	Mavromoustakos Thomas	CHEM	yes	266,849 / 3.077	Medicinal & Biomolecular Chemistry	-	-	-
NKUA	Department of Chemistry	Proestos Charalampos	CHEM	yes	143,201 / 3.336	Food Science	-	-	-
NKUA	Department of Chemistry	Thomaidis Nikolaos	CHEM	-	-	-	yes	5 / 85	chemistry
NKUA	Department of Chemistry	Valdramidis Vasilis	CHEM	yes	266,357 / 3.078	Food Science	-	-	-
NKUA	Department of Chemistry	Vougioukalakis Georgios	CHEM	yes	134,835 / 3.360	Organic Chemistry	-	-	-
NKUA	Department of Geology and Geoenvironment	Nomikou Paraskevi	EARTH	-	-	-	yes	8 / 39	earth-science
NKUA	Department of Geology and Geoenvironment	Vallianatos Filippos	EARTH	yes	174,594 / 3.257	Geochemistry & Geophysics	yes	5 / 43	earth-science
NKUA	Department of Physics	Apostolatos Theocharis	PHYS	yes	203,092 / 3.195	Nuclear & Particle Physics	-	-	-
NKUA	Department of Physics	Frantzeskakis Dimitrios	PHYS	yes	77,821 / 3.561	Fluids & Plasmas	-	-	-
NKUA	Department of Physics	Moustakas Aris	PHYS	yes	241,568 / 3.121	Networking & Telecommunications	-	-	-
NKUA	Department of Physics	Papadimitriou Ioannis	PHYS	yes	174,917 / 3.257	Nuclear & Particle Physics	-	-	-
NKUA	Department of Physics	Sfetsos Konstantinos	PHYS	yes	95,003 / 3.491	Nuclear & Particle Physics	-	-	-
NKUA	Department of Physics	Stefanou Nikolaos	PHYS	yes	250,431 / 3.105	Applied Physics	-	-	-
NKUA	Department of Physics	Tetradis Nikolaos	PHYS	yes	126,160 / 3.385	Nuclear & Particle Physics	-	-	-
NKUA	Department of Physics	Tsakmakidis Kosmas	PHYS	yes	295,541 / 3.032	Optics	-	-	-
UAegean	Department of Geography	Petanidou Theodora	EARTH	yes	87,807 / 3.519	Ecology	-	-	-
UAegean	Department of Marine Sciences	Katsanevakis Stelios	EARTH	yes	37,456 / 3.797	Marine Biology & Hydrobiology	-	-	-
UAegean	Department of Marine Sciences	Nikolaou Anastasia	EARTH	yes	197,652 / 3.206	Environmental Sciences	-	-	-
UAegean	Department of Marine Sciences	Topouzelis Konstantinos N.	EARTH	yes	181,818 / 3.241	Geological & Geomatics Engineering	-	-	-
UPatras	Department of Chemistry	Christopoulos Theodoros	CHEM	yes	249,778 / 3.106	Analytical Chemistry	-	-	-
UPatras	Department of Chemistry	Dalas Evangelos	CHEM	yes	129,550 / 3.375	Applied Physics	-	-	-
UPatras	Department of Chemistry	Karamanos Nikos	CHEM	yes	56,271 / 3.671	Biochemistry & Molecular Biology	-	-	-
UPatras	Department of Chemistry	Stamatatos Ch. Theocharis	CHEM	yes	255,385 / 3.096	Inorganic & Nuclear Chemistry	yes	52 / 53	chemistry
UPatras	Department of Chemistry	Theocharis Achilleas	CHEM	yes	75,521 / 3.572	Biochemistry & Molecular Biology	-	-	-
UPatras	Department of Geology	Koukouvelas Ioannis	EARTH	-	-	-	yes	6 / 40	earth-science
UPatras	Department of Geology	Papoulis Dimitrios	EARTH	yes	325,765 / 2.988	Mining & Metallurgy	-	-	-
UPatras	Department of Physics	Psychalinos Konstantinos	PHYS	yes	222,642 / 3.155	Electrical & Electronic Engineerin	-	-	-
UPatras	Department of Physics	Vlassis Spyridon	PHYS	yes	438,316 / 2.851	Electrical & Electronic Engineerin	-	-	-
UoC	Department of Chemistry	Chaniotakis Nikolaos	CHEM	yes	122,889 / 3.395	Analytical Chemistry	-	-	-
UoC	Department of Chemistry	Froudakis Georgios	CHEM	yes	45,685 / 3.737	Chemical Physics	yes	48 / 54	chemistry
UoC	Department of Chemistry	Stratakis Manolis	CHEM	yes	182,683 / 3.239	Organic Chemistry	-	-	-
UoC	Department of Materials Science and Technology	Armatas Gerasimos	MAT SCI	yes	139,429 / 3.347	Nanoscience & Nanotechnology	yes	40 / 44	materials-science
UoC	Department of Materials Science and Technology	Kafesaki Maria	MAT SCI	-	-	-	yes	19 / 56	materials-science
UoC	Department of Materials Science and Technology	Vamvakaki Maria	MAT SCI	-	-	-	yes	20 / 56	materials-science
UoC	Department of Materials Science and Technology	Vlassopoulos Dimitris	MAT SCI	-	-	-	yes	10 / 66	materials-science
UoI	Department of Chemistry	Konstantinou Ioannis	CHEM	yes	108,709 / 3.441	Environmental Sciences	yes	23 / 63	chemistry
UoI	Department of Chemistry	Tasis Dimitrios	CHEM	yes	147,763 / 3.324	Materials	-	-	-
UoI	Department of Physics	Bourlinos Athanasios	PHYS	yes	156,420 / 3.301	Nanoscience & Nanotechnology	yes	25 / 52	materials-science
UoI	Department of Physics	Dedes Athanasios	PHYS	yes	162,381 / 3.287	Nuclear & Particle Physics	-	-	-
UoI	Department of Physics	Floudas Georgios	PHYS	yes	81,487 / 3.545	Polymers	yes	14 / 62	materials-science

Univ.	Department	Member	Area	Top 2%	Top 2% rank (ns) / c	Top 2% field	Research.com	RC nat. rank / D-index	RC discipline
UoI	Department of Physics	Perivolaropoulos Leandros	PHYS	yes	44,592 / 3.745	Nuclear & Particle Physics	-	-	-
UoI	Department of Physics	Tamvakis Kyriakos	PHYS	yes	183,290 / 3.237	Nuclear & Particle Physics	-	-	-
UoI	Department of Physics	Tzounis Lazaros	PHYS	-	-	-	yes	34 / 48	materials-science
UoI	Department of Physics	Vergados Ioannis	PHYS	yes	69,623 / 3.600	Nuclear & Particle Physics	-	-	-

Top 2% values are from the career-long list (August 2025 update, publications to end-2024, without self-citations); Research.com values are the best national rank and the highest D-index across the member's discipline lists, read 28 August 2026.

5G. The Greek faculty against Europe: the best unit per country in the Top 2% career list

Section 5D asked whether the Greek faculty appear in the global systems; this section asks how Greece's best compare with every other European country's best in the same disciplines. The workflow necessarily starts from the system's complete list, restricted to the Science-Metrix fields that cover the natural sciences and mathematics - Chemistry, Earth & Environmental Sciences, Mathematics & Statistics, Physics & Astronomy - and picks, for each of the 49 European countries considered (the 27 EU members and 22 non-EU states, including the transcontinental ones), the best-ranked faculty member by the system's own metric and the leading institution, defined as the one with the most listed scientists in those fields; the list records institutions, not departments. Research.com publishes national lists per discipline rather than a single cross-country ranking, so the Europe-wide comparison rests on the Top 2% career list, which is published as one global table and is therefore the system that supports a like-for-like country comparison.

Greece's position (Figure 32): with 260 scientists in the natural-science fields of the Top 2% career list, Greece stands 15th of the 45 European countries with at least one listed scientist; its best-ranked scientist (Bikiaris, Dimitrios N., Aristotle University of Thessaloniki, rank 7076, c = 4.24) places the country 25th on the best c-score, and its leading institution (Aristotle University of Thessaloniki) has 42 listed scientists. Table 17 gives every country's best units; Figures 33 and 34 the country comparisons and the distances from Greece.

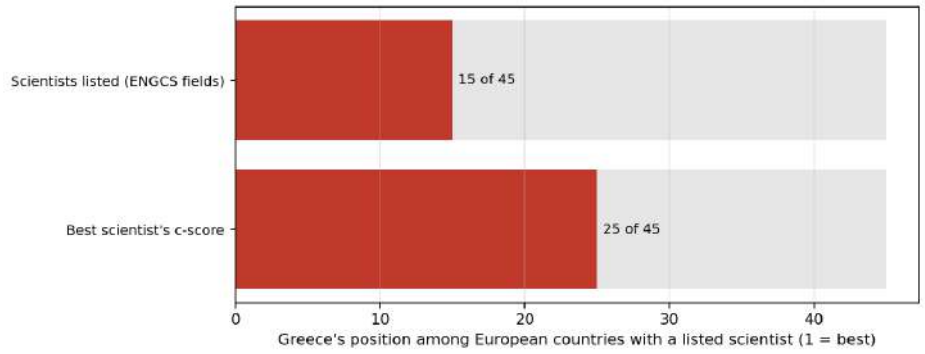

Figure 32. Greece's position among the European countries on the two country-level metrics of the Top 2% career list restricted to the natural-science fields (red = Greece).

Table 17. World's Top 2% Scientists, career-long list, natural-science fields: scientists listed, best-ranked scientist and leading institution per European country (49 countries; August 2025 update, values without self-citations).

Country	EU	Listed	Best-ranked scientist	Institution	Rank (ns)	c-score	h24	Subfield	Leading institution (n listed)
Germany	EU	3616	Grimme, Stefan	Universität Bonn	23	5.288	116	Chemical Physics	Technische Universität München (97)
United Kingdom	-	3444	Geim, Andre K.	The University of Manchester	62	5.108	134	Applied Physics	University of Oxford (252)
France	EU	2127	Lehn, Jean Maríe Pierre	Université de Strasbourg	139	4.981	121	Organic Chemistry	CNRS Centre National de la Recherche Scientifique (122)
Italy	EU	1581	Barone, Vincenzo	INSTM	685	4.690	80	Chemical Physics	Consiglio Nazionale delle Ricerche (86)
Spain	EU	1021	Corma, Avelino	CSIC-UPV - Instituto de Tecnología Químí	32	5.232	166	Physical Chemistry	Universitat de Barcelona (53)
Switzerland	-	905	Helbing, Dirk	ETH Zürich	687	4.689	83	Fluids & Plasmas	ETH Zürich (229)
Netherlands	EU	763	Sheldon, Roger A.	Laboratory of Organic Chemistry and Cata	176	4.941	100	Organic Chemistry	Universiteit Utrecht (59)
Russia	-	685	Tseytlin, Arkady A.	Lomonosov Moscow State University	2,182	4.491	81	Nuclear & Particle Physics	Lomonosov Moscow State University (60)
Poland	EU	553	Dietl, Tomasz	Institute of Physics of the Polish Acade	6,212	4.267	50	Applied Physics	Uniwersytet Jagielloński (35)

Country	EU	Listed	Best-ranked scientist	Institution	Rank (ns)	c-score	h24	Subfield	Leading institution (n listed)
Sweden	EU	533	Granqvist, Claes Göran	Ångströmlaboratoriet	932	4.641	84	Applied Physics	The Royal Institute of Technology (KTH) (65)
Belgium	EU	432	De Clercq, Erik D.	KU Leuven	99	5.041	135	Medicinal & Biomolecular Chemi	KU Leuven (79)
Austria	EU	370	Kresse, Georg	Universität Wien	4	5.468	112	Applied Physics	Universität Wien (80)
Denmark	EU	340	NØrskov, Jens Kehlet	Technical University of Denmark	178	4.940	194	Physical Chemistry	Technical University of Denmark (94)
Turkey	-	291	Gülçın, İlhami	Ağrı İbrahim Çeçen Üniversitesi	2,280	4.480	71	Medicinal & Biomolecular Chemi	Middle East Technical University (METU) (18)
Greece	EU	260	Bikiaris, Dimitrios N.	Aristotle University of Thessaloniki	7,076	4.238	81	Polymers	Aristotle University of Thessaloniki (42)
Czechia	EU	223	Hobza, Pavel	Institute of Organic Chemistry and Bioch	2,644	4.449	101	Chemical Physics	Charles University (27)
Norway	-	211	Peters, Glen P.	CICERO Senter for Klimaforskning	5,391	4.298	82	Meteorology & Atmospheric Scie	Universitetet i Oslo (60)
Finland	EU	205	Pyykkö, Pekka	Helsingin Yliopisto	1,166	4.604	66	Chemical Physics	Helsingin Yliopisto (58)
Portugal	EU	168	Barbas, Carlos F.	Faculdade de Farmácia da Universidade de	4,146	4.354	106	Organic Chemistry	Universidade do Porto (30)
Hungary	EU	139	Wigner, Eugene P.	Eötvös Loránd Tudományegyetem	2,421	4.468	41	Applied Physics	Budapest University of Technology and Economics (22)
Ireland	EU	117	Coey, JMD Michael David	Trinity College Dublin	632	4.708	86	Applied Physics	Trinity College Dublin (29)
Romania	EU	87	Roncali, Jean	Universitatea Babeş-Bolyai	3,309	4.403	62	Organic Chemistry	Universitatea Babeş-Bolyai (12)
Slovenia	EU	77	Perc, Matjaž	Univerza v Mariboru	890	4.650	104	Fluids & Plasmas	Institut Jožef Stefan (26)
Ukraine	-	50	Gusynin, Valéry P.	Bogolyubov Institute for Theoretical Phy	45,980	3.735	36	Nuclear & Particle Physics	Taras Shevchenko National University of Kyiv (5)
Bulgaria	EU	42	Hadjiivanov, Konstantin I.	Institute of General and Inorganic Chemi	12,418	4.102	50	Physical Chemistry	Sofia University St. Kliment Ohridski (15)
Slovakia	EU	38	Madejová, Jana	Slovak Academy of Sciences	32,147	3.843	40	Geochemistry & Geophysics	Slovak University of Technology in Bratislava (6)
Serbia	-	36	Gutman, Ivan	University of Kragujevac	2,635	4.450	71	General Mathematics	University of Belgrade (7)
Estonia	EU	24	Raidal, Martti	Keemilise ja Bioloogilise Füüsika Instit	17,161	4.018	103	Nuclear & Particle Physics	Tartu Ülikool (5)
Lithuania	EU	23	Pyragas, Kęstutis A.	Fizinių ir Technologijos Mokslų Centras	25,508	3.909	28	Fluids & Plasmas	Vilniaus Universitetas (7)
Croatia	EU	21	Vršnak, Bojan	Sveučilište u Zagrebu, Geodetski fakulte	44,241	3.748	48	Astronomy & Astrophysics	Institut Ruđer Bošković (6)
Cyprus	EU	21	Lelieveld, Jos	The Cyprus Institute	8,195	4.205	89	Meteorology & Atmospheric Scie	University of Cyprus (11)
Iceland	-	16	Sigurdsson, Haraldur	Landspitali - The National University Ho	27,907	3.884	56	Geochemistry & Geophysics	Haskoli Islands (8)
Belarus	-	14	Trukhanov, Sergei Valentinovich	Scientific Practical Materials Research	22,811	3.940	79	Applied Physics	Belarusian State University (4)
Luxembourg	EU	14	Tkatchenko, Alexandre	University of Luxembourg	13,348	4.083	71	Chemical Physics	University of Luxembourg (6)
Latvia	EU	12	Skuja, Linards N.	Institute of Solid State Physics Univers	45,263	3.740	31	Applied Physics	Institute of Solid State Physics University of Latvia (6)
Armenia	-	9	Aharonian, F. A.	Yerevan State University	4,104	4.356	90	Astronomy & Astrophysics	Yerevan State University (5)
Azerbaijan	-	9	Pata, Ugur Korkut	Azerbaijan State University of Economics	24,374	3.922	40	Environmental Sciences	Azerbaijan State University of Economics (UNEC) (5)
Georgia	-	6	Brandenburg, Axel	Ilia State University (ISU)	14,508	4.062	50	Astronomy & Astrophysics	Ilia State University (ISU) (2)
North Macedonia	-	5	Kocarev, Ljupčo L.	Ss. Cyril and Methodius University in Sk	25,497	3.909	43	Fluids & Plasmas	Ss. Cyril and Methodius University in Skopje (2)
Liechtenstein	-	2	Moszner, Norbert	Ivoclar Vivadent AG	119,980	3.404	36	Polymers	Ivoclar Vivadent AG (2)
Moldova	-	2	Korotcenkov, G. S.	Moldova State University	18,399	3.999	40	Applied Physics	Moldova State University (1)
Bosnia and Herzegovina	-	1	Milosevic, D. B.	Univerzitet u Sarajevu	43,336	3.754	39	General Physics	Univerzitet u Sarajevu (1)
Malta	EU	1	Grima, Joseph N.	L-Università ta' Malta	147,050	3.326	48	Applied Physics	L-Università ta' Malta (1)
Monaco	-	1	Swarzenski, Peter Wolfgang	IAEA Marine Environment Laboratory Monac	112,334	3.429	40	Marine Biology & Hydrobiology	IAEA Marine Environment Laboratory Monaco (1)
Montenegro	-	1	SERVIN, MANUEL	Centro de Investigaciones en Optica, A.C	368,704	2.932	29	Optics	Centro de Investigaciones en Optica, A.C. (1)
Albania	-	0	-	-	-	-	-	-	-
Andorra	-	0	-	-	-	-	-	-	-
Kosovo	-	0	-	-	-	-	-	-	-
San Marino	-	0	-	-	-	-	-	-	-

Source: Ioannidis (2025), August 2025 update (v8), career-long list, fields Chemistry, Earth & Environmental Sciences, Mathematics & Statistics, Physics & Astronomy. '-' = no scientist of the country in those fields.

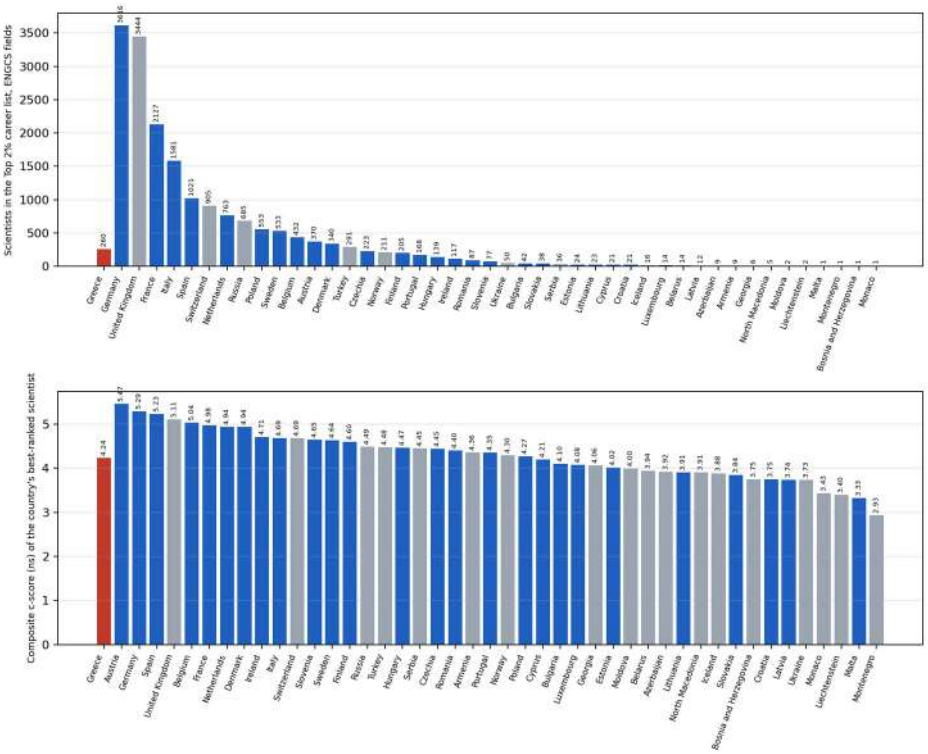

Figure 33. Top 2% career list, natural-science fields: scientists listed per European country (top) and the composite c-score of each country's best-ranked scientist (bottom).

Figure 34 expresses the same comparison as distances from Greece, in the units of the system's own metric: for every country the c-score of its best scientist minus the Greek value, Greece at zero. 24 countries' best scientists score above Greece's best (4.24) and 20 below.

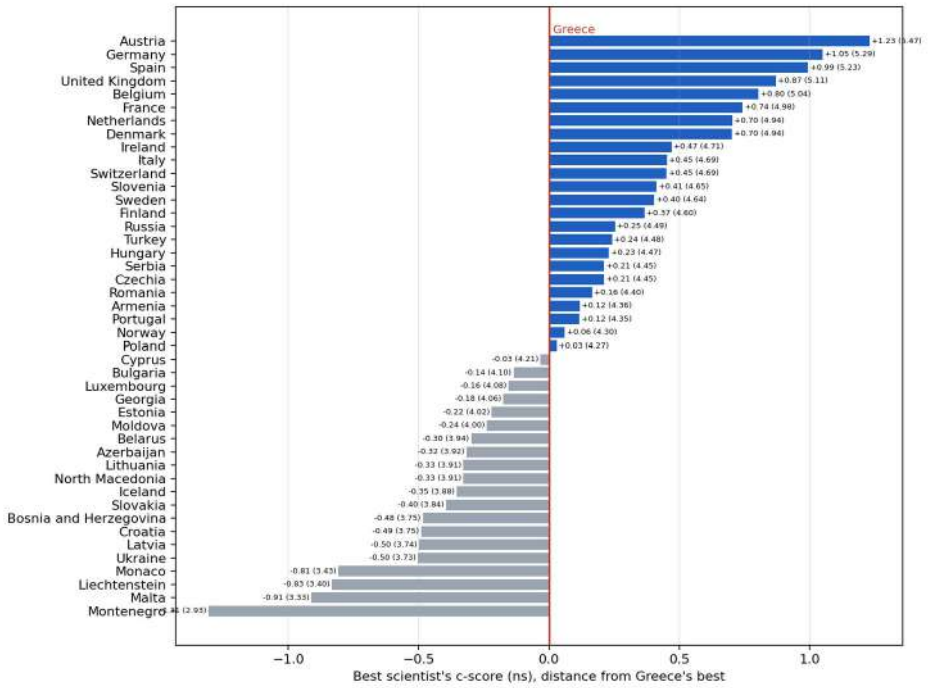

Figure 34. Distance of each country's best-ranked scientist from Greece's, on the Top 2% composite c-score (ns), natural-science fields. Greece at zero; blue = above Greece, orange = below.

6. Discussion

6A. Altanopoulou, Dontsidou & Tselios (2012) ranking methodology

Three properties of the author-level design are confirmed on the new sources and window. First, dispersion: within each multi-department area the mean 2012-2025 h of departments differs by a factor of 9.6 in Physics, 1.6 in Chemistry, 1.9 in Mathematics, 1.5 in Statistics and actuarial science, 1.3 in Geosciences (geology, geography and marine sciences), the same order of magnitude as the spreads the design has produced in every field where it has been applied. Second, the public-reporting variable keeps its sign in 3 of the 7 testable areas on the 2026 operationalisation and is significant in 0 (Section 5A.4). Third, the design is inherently individual: the department means of Table 4 are driven by a minority of members - across the areas the top decile of academics accounts for 80% of all 2012-2025 citations - which is why the individual ranking of Section 5A.5 is a disaggregation rather than a new measurement. The lifetime run (Tables 4l-4v) reproduces the exact 2012 design and yields higher levels with a similar ordering, and the two open sources reproduce the ordering of the departments, though not of individuals, to a similar degree (Section 5C).

6B. Koukoutsidis (2022) ranking methodology

The department-level design again shows its two indicators disagreeing systematically: citations per member rewards small, loosely co-authoring departments and citations per paper does not; across the 33 departments evaluated under both designs the two design-B indicators correlate with the design-A mean h at rho = 0.95 and 0.86 respectively. The binding constraint of the 2022 study - the identifier roster - was the binding constraint here too: 391 of the 885 members have no public Google Scholar profile and 41 are matched at low confidence, groups whose size varies widely across areas and departments, so the matched share itself is reported per department throughout. Design B absorbs this constraint by construction: every TRS member counts in the denominator, so a department cannot improve its position by the invisibility of its members.

6C. Joint discussion: the two designs, the three sources and the global ranking systems

Across the 33 departments evaluated under both designs, the Spearman correlation between the design-A mean h and the design-B citations per member is 0.95 and between mean h and citations per paper 0.86. The designs agree on the extremes and disagree in the middle, where the union rule of design B (which discounts intra-departmental co-authorship) and the mean rule of design A (which weights every member equally, but only the matched ones) pull in different directions - and in this field the matched share itself varies across departments, a third source of divergence; in the experimental areas large-collaboration papers add a fourth, since a single hyperauthored article enters every co-authoring member's record. The result sharpens the conclusion of both original studies: a department's rank in the Greek natural sciences and mathematics is as much a property of the instrument as of the department, and a defensible assessment needs both designs and the individual distributions behind the departmental means, which this chapter makes available for every evaluated faculty member.

The remaining layers bound and situate this two-design result rather than alter it. The departmental orderings survive the change of instrument: the mean 2012-2025 h per department under Google Scholar correlates with the OpenAlex ordering at rho = 0.82 and with the Semantic Scholar ordering at rho = 0.66 (Section 5C), while individual positions move considerably more, which is why the complete per-member layer of Section 5E reports the three sources side by side. The two global ranking systems reach only the top of that layer - 51 members in the Top 2% career list and 23 in the Research.com Greece rankings, with an overlap of 11 (Sections 5D and 5F) - the Research.com side being structurally thin because only five of its Greek discipline lists touch these areas at all. The Europe-wide comparison places this in proportion: Greece stands 15th of 45 European countries on the number of listed scientists in the natural-science fields and 25th on the c-score of its best-ranked scientist (Section 5G).

7. Conclusions

7A. Altanopoulou, Dontsidou & Tselios (2012) ranking methodology

The 2012 design remains executable in 2026 with two substantive adaptations - an explicit publication window and a public research profile in place of website reporting - and one retrieval substitution. The design carries a genuine baseline for these departments - the 2018 application to the Greek science departments - which Section 5A.1 reproduces in full, with the 2017-versus-2026 rank agreement reported; the 2012-2025 execution covers the natural-science and mathematics faculty of the whole country, and its natural extension, the ranking of every academic within department, university, area and nation-wide, is delivered.

7B. Koukoutsidis (2022) ranking methodology

The 2022 design is executed for the natural sciences and mathematics for 2012-2025 on an open source with a reconstructed identifier roster, with both of its rankings and figures, and its own 2017-2021 panel is reproduced as the baseline (Section 5B.1). Once the roster exists, annual updates are cheap - the original author's main policy argument - and the 2022 funding regulation has made them pressing for Greek universities.

7C. Overall conclusion

Both designs point to the same facts - large dispersion between same-discipline departments and instrument-dependent rankings - and their individual extensions show where the departmental means come from. Executing design A on its original instrument and both designs on two open sources limits numerical comparability across instruments but makes the whole exercise reproducible, which neither original could offer; the agreement among Google Scholar, OpenAlex and Semantic Scholar at department level shows that the departmental orderings, unlike the levels and the individual positions, are not an artefact of the

source chosen - a check that matters most in precisely this field, where Google Scholar adoption is a minority practice and OpenAlex, not Google Scholar, attains the widest coverage of the roster.

Beyond the two replicated designs, the chapter delivers the layers a complete bibliometric assessment of these disciplines needs: the same rankings under two further sources (Section 5C and Appendices C-D), the complete per-faculty-member results with the three sources side by side (Section 5E), the position of every member found in two global ranking systems (Sections 5D and 5F), and the standing of the best Greek scientist and institution against every European country (Section 5G). Read together, these layers give a consistent picture - departmental orderings that are robust to the instrument, individual positions that are not, a substantial top layer in the Top 2% career list, and a mid-field standing in Europe - which any funding or evaluation exercise built on bibliometrics for these departments will have to accommodate.

8. Research integrity, limitations, data availability and reproducibility

- Every number in Table 3 is taken from the cited published source (Pitsolanti, Papadopoulou & Tselios, 2018) and every number in Table 10 from Koukoutsidis (2022, Appendix B).
- Limitations. (i) Coverage: Google Scholar values exist only for members who maintain a public profile; OpenAlex and Semantic Scholar values depend on each database’s own author disambiguation. Every table names its source and the number of members it covers. (ii) The roster reflects the department websites of late August 2026, which lag appointments and retirements. (iii) Attribution: common Greek surnames and research-institute co-affiliations complicate matching; every match carries a confidence flag and Appendix B lists every member whose attribution is not high-confidence. (iv) Field norms: citation cultures differ sharply across this volume's own areas - hyperauthored collaboration papers in experimental physics against the low-citation norms of mathematics - so no number is comparable across areas or volumes, only within an area.
- Individual-level results concern public professional output and are reported with the same granularity as the global ranking systems. The two original studies reported department aggregates only; the individual extension is this chapter's, and every individual value is traceable to the member's own public profile or to the open bibliographic graphs.
- Companion files: the three results workbooks (Google Scholar; OpenAlex; Semantic Scholar), roster.csv, the department inventory, the design-B baseline table, the per-member CSVs with all ranks, the external-rankings extracts and the Europe country table can be obtained per field on request through greekacademicrankings.com/data-request. Access is free and granted to a named recipient for research use: each request is read individually, and an approved requester receives a single-use download link for the field or fields granted. The bundle is the machine-readable form of every table in this chapter, with a README stating contents, provenance and licence terms. The raw harvest records and the harvesting and analysis pipeline are held privately and licensed case by case, to institutions and researchers with a specific replication or methodological purpose. All data, code and text are the responsibility of the author.

References

Altanopoulou, P., Dontsidou, M., & Tselios, N. (2012). Evaluation of ninety-three major Greek university departments using Google Scholar. Quality in Higher Education, 18(1), 111-137.

Aria, M., & Cuccurullo, C. (2017). bibliometrix: An R-tool for comprehensive science mapping analysis. Journal of Informetrics, 11(4), 959-975.

Bartneck, C., & Kokkelmans, S. (2011). Detecting h-index manipulation through self-citation analysis. Scientometrics, 87(1), 85-98.

Batista, P. D., Campiteli, M. G., Kinouchi, O., & Martinez, A. S. (2006). Is it possible to compare researchers with different scientific interests? Scientometrics, 68(1), 179-189.

Egghe, L. (2006). Theory and practise of the g-index. Scientometrics, 69(1), 131-152.

Glänzel, W. (2006). On the opportunities and limitations of the H-index. Science Focus, 1(1), 10-11.

Harzing, A.-W. (2008). Google Scholar: a new data source for citation analysis. harzing.com.

Harzing, A.-W., & Alakangas, S. (2016). Google Scholar, Scopus and the Web of Science: a longitudinal and cross-disciplinary comparison. Scientometrics, 106(2), 787-804.

Hellenic Republic (2022). Definition of criteria, quality indicators and achievements for the distribution of the annual subsidisation of higher education institutions. Official Journal B 3131/20.06.2022.

Hirsch, J. E. (2005). An index to quantify an individual's scientific research output. PNAS, 102(46), 16569-16572.

Ioannidis, J. P. A. (2025). August 2025 data-update for 'Updated science-wide author databases of standardized citation indicators'. Elsevier Data Repository, V8. doi:10.17632/btchxktzyw.8.

Ioannidis, J. P. A., Baas, J., Klavans, R., & Boyack, K. W. (2019). A standardized citation metrics author database annotated for scientific field. PLoS Biology, 17(8), e3000384.

Jacso, P. (2005). Google Scholar: the pros and the cons. Online Information Review, 29(2), 208-214.

Jacso, P. (2006). Deflated, inflated, and phantom citation counts. Online Information Review, 30(3), 297-309.

Kinney, R., et al. (2023). The Semantic Scholar Open Data Platform. arXiv:2301.10140.

Kotsemir, M., & Shashnov, S. (2017). Measuring, analysis and visualization of research capacity of university at the level of departments and staff members. Scientometrics, 112(3), 1659-1689.

Koukoutsidis, I. (2022). Department-level comparison of universities' scientific output: A bibliometric study of Greek universities. arXiv:2212.12032.

Krampen, G. (2008). The evaluation of university departments and their scientists. Scientometrics, 76(1), 3-21.

Mann, H. B., & Whitney, D. R. (1947). On a test of whether one of two random variables is stochastically larger than the other. Annals of Mathematical Statistics, 18(1), 50-60.

Martín-Martín, A., Orduna-Malea, E., Thelwall, M., & Delgado López-Cózar, E. (2018). Google Scholar, Web of Science, and Scopus: A systematic comparison of citations in 252 subject categories. Journal of Informetrics, 12(4), 1160-1177.

Martín-Martín, A., Thelwall, M., Orduna-Malea, E., & Delgado López-Cózar, E. (2021). Google Scholar, Microsoft Academic, Scopus, Dimensions, Web of Science, and OpenCitations' COCI: a multidisciplinary comparison of coverage via citations. Scientometrics, 126(1), 871-906.

Pitsolanti, M., Papadopoulou, F., & Tselios, N. (2018). A scientometric evaluation of 50 Greek science and engineering university departments using Google Scholar. Journal of Scientometric Research, 7(1), 9-18.

Priem, J., Piwowar, H., & Orr, R. (2022). OpenAlex: A fully-open index of scholarly works, authors, venues, institutions, and concepts. arXiv:2205.01833.

Research.com (2026). Best Scientists rankings by discipline and country (Greece), 2026 edition. research.com/scientists-rankings.

Rose, M. E., & Kitchin, J. R. (2019). pybliometrics: Scriptable bibliometrics using a Python interface to Scopus. SoftwareX, 10, 100263.

Schreiber, M. (2007). Self-citation corrections for the Hirsch index. EPL, 78(3), 30002.

Tselios, N., & Altanopoulou, P. (2011). Evaluation of Greek education university departments using Google Scholar's h index. 2nd Panhellenic Conference on ICT in Education, Patras, 867-876 [in Greek].

Vanclay, J. K. (2007). On the robustness of the h-index. JASIST, 58(10), 1547-1550.

Zimmermann, C. (2013). Academic rankings with RePEc. Econometrics, 1(3), 249-280.

** Corresponding author. This chapter is part of the series "Academic Rankings of Greek University Departments and their Faculty" (v2026.1). Field volume 4 of 7: Natural Sciences & Mathematics.*

Appendices

Appendix A. Department inventory and roster sources (2026)

Univ.	Department (2026 name)	Area	TRS 2026	Roster source (26-29 Aug 2026)
AUTH	School of Physics	PHYS	51	https://www.physics.auth.gr/prosopiko/meli-dep/
IHU	Department of Physics	PHYS	0	-
NKUA	Department of Physics	PHYS	58	https://www.phys.uoa.gr/anthropino_dynamiko/meli_dep/tomeas_fysikis_sympyknomenis_ylis
UPatras	Department of Physics	PHYS	23	https://physics.upatras.gr/department/staff/
UThessaly	Department of Physics	PHYS	12	https://www.phys.uth.gr/prosopiko/
UoC	Department of Physics	PHYS	21	https://www.physics.uoc.gr/el/faculty/a.georgakilas
UoI	Department of Physics	PHYS	57	https://physics.uoi.gr/meli-dep/
AUTH	School of Chemistry	CHEM	60	https://chem.auth.gr/sector/tomeas-fysikis-analytikis-kai-perivallontikis-chimeias/
IHU	Department of Chemistry	CHEM	0	-
NKUA	Department of Chemistry	CHEM	46	https://www.chem.uoa.gr/dioikisi_prosopiko/dep_tmimatos_chimeias (+ member profile pages)
UPatras	Department of Chemistry	CHEM	32	https://www.chem.upatras.gr/el/people-el/meli-dep.html
UoC	Department of Chemistry	CHEM	22	https://www.chemistry.uoc.gr/wordpress/prosopiko/meli-dep/
UoI	Department of Chemistry	CHEM	34	https://chem.uoi.gr/prosopiko/meli-dep/
AUTH	School of Mathematics	MATH	0	-
NKUA	Department of Mathematics	MATH	45	https://www.math.uoa.gr/anthropino_dynamiko/meli_dep/tomeas_algebras_geometrias
UAegean	Department of Mathematics	MATH	15	https://math.aegean.gr/index.php/el/news-events-menu/sector-1/41-about-el/directory-el/406-tsichlias-el
UPatras	Department of Mathematics	MATH	26	https://www.math.upatras.gr/dep
UThessaly	Department of Mathematics	MATH	8	https://math.uth.gr/dep/
UoC	Department of Mathematics and Applied Mathematics	MATH	34	https://math.uoc.gr/people/
UoI	Department of Mathematics	MATH	23	https://sites.google.com/uoi.gr/department-of-mathematics/.../δεπ/σκούρη-κωνσταντίνα (rank line uses latin-K 'Καθηγήτρια')
UoWM	Department of Mathematics	MATH	7	https://math.uowm.gr/meli-dep-2/
AUEB	Department of Statistics	STAT	22	https://www.dept.aueb.gr/el/stat_dep
UAegean	Department of Statistics and Actuarial-Financial Mathematics	STAT	22	https://actuar.aegean.gr/index.php/el/professors-researchers-el/faculty-dep-el
UNIPI	Department of Statistics and Insurance Science	STAT	20	https://oldsite.unipi.gr/unipi/el/sta-anthrwpino-dunamiko/proswpiko.html
UoWM	Department of Statistics and Insurance Science	STAT	4	https://stat.uowm.gr/dep/
AUTH	School of Geology	EARTH	34	https://geo.auth.gr/tomeis-prosopiko/tomeas-geofysikis/
HUA	Department of Geography	EARTH	20	https://geo.hua.gr/personnel
NKUA	Department of Geology and Geoenvironment	EARTH	39	https://www.geol.uoa.gr/prosopiko/meli_dep
UAegean	Department of Geography	EARTH	20	https://geography.aegean.gr/index.php/el/people-el/faculty-dep-el
UAegean	Department of Marine Sciences	EARTH	23	https://mar.aegean.gr/staff/dep/
UPatras	Department of Geology	EARTH	19	https://geology.upatras.gr/category/personnel/dep/
UoC	Department of Materials Science and Technology	MATSCI	21	https://www.materials.uoc.gr/prosopiko/?faculty-type=kathigitis
HOU	School of Science and Technology	GEN	15	https://www.eap.gr/contact/meli-dep/ (filtered: School of Science and Technology)

Appendix B. Attribution audit: match confidence and unmatched members

Google Scholar: of the 885 roster members, 436 hold a public profile verified at their university, 17 a profile with a full-name match at another Greek address or without a verified address, 41 an initial-form profile only, and 391 no public profile. OpenAlex: 527 / 91 / 0 matched at the three confidence levels, 267 unmatched. Semantic Scholar: 114 / 191 / 404, 176 unmatched. Table B1 lists every member whose Google Scholar attribution is unmatched, low or medium, with the member's status in the two open sources.

Table B1. Members whose Google Scholar attribution is unmatched, low or medium (449 members), with their status in OpenAlex and Semantic Scholar.

Univ.	Department	Member	Grade	GS conf.	OA conf.	S2 conf.
AUEB	Department of Statistics	Besmpeas Panagiotis	Assoc.	unmatched	unmatched	unmatched
AUEB	Department of Statistics	Chasiotis Vasileios	Asst.	unmatched	medium	medium
AUEB	Department of Statistics	Dimitrakos Theodosios	Asst.	unmatched	medium	medium
AUEB	Department of Statistics	Dzoufras Ioannis	Prof.	unmatched	unmatched	unmatched
AUEB	Department of Statistics	Giannakopoulos Athanasios	Prof.	unmatched	medium	medium
AUEB	Department of Statistics	Karlis Dimitrios	Prof.	low	high	low
AUEB	Department of Statistics	Kyriakidis Epameinondas	Prof.	unmatched	unmatched	low
AUEB	Department of Statistics	Penteli Xanthi Xanthipi	Asst.	unmatched	unmatched	unmatched
AUEB	Department of Statistics	Psarakis Stylianos	Prof.	unmatched	medium	low
AUEB	Department of Statistics	Zympidis Alexandros	Assoc.	unmatched	unmatched	unmatched
AUTH	Department of Mathematics	Afendras Georgios	Assoc.	unmatched	high	low
AUTH	Department of Mathematics	Betsakos Dimitrios	Prof.	unmatched	high	high
AUTH	Department of Mathematics	Fotiadis Anestis	Assoc.	unmatched	high	medium
AUTH	Department of Mathematics	Galanopoulos Petros	Assoc.	unmatched	unmatched	low
AUTH	Department of Mathematics	Lyberopoulos Demetrios	Asst.	unmatched	medium	low
AUTH	Department of Mathematics	Maridakis Manousos	Asst.	unmatched	unmatched	high
AUTH	Department of Mathematics	Papadopoulou Alexandra	Assoc.	unmatched	high	medium
AUTH	Department of Mathematics	Petalidou Fani	Asst.	unmatched	high	low
AUTH	Department of Mathematics	Rachonis Georgios	Prof.	unmatched	unmatched	unmatched
AUTH	Department of Mathematics	Raptis Georgios	Assoc.	unmatched	medium	low
AUTH	Department of Mathematics	Souldatos Ioannis	Asst.	unmatched	high	medium
AUTH	School of Chemistry	Aikaterini Dendrinou – Samara	Prof.	unmatched	unmatched	low
AUTH	School of Chemistry	Alexandros Koumpis	Prof.	unmatched	unmatched	unmatched
AUTH	School of Chemistry	Anastasia Pantazaki	Prof.	unmatched	high	unmatched

Univ.	Department	Member	Grade	GS conf.	OA conf.	S2 conf.
AUTH	School of Chemistry	Anastasios Zoumpoulis	Prof.	unmatched	unmatched	unmatched
AUTH	School of Chemistry	Antonios Avranas	Prof.	unmatched	unmatched	unmatched
AUTH	School of Chemistry	Antonios Chatzidimitriou	Prof.	unmatched	unmatched	unmatched
AUTH	School of Chemistry	Dimitra Voutsa	Prof.	unmatched	high	low
AUTH	School of Chemistry	Dimitrios Bikiaris	Prof.	unmatched	high	unmatched
AUTH	School of Chemistry	Dimitrios Gavriil	Asst.	unmatched	unmatched	unmatched
AUTH	School of Chemistry	Dimitrios Tsiplakidis	Prof.	unmatched	unmatched	unmatched
AUTH	School of Chemistry	Dimitroula Lampropoulou	Prof.	unmatched	unmatched	unmatched
AUTH	School of Chemistry	Emmanouil Koukaras	Assoc.	unmatched	unmatched	unmatched
AUTH	School of Chemistry	Evfimia Chatzidimitriou	Asst.	unmatched	unmatched	unmatched
AUTH	School of Chemistry	Foteini Noli	Prof.	unmatched	unmatched	unmatched
AUTH	School of Chemistry	Georgios Gallios	Prof.	unmatched	unmatched	unmatched
AUTH	School of Chemistry	Georgios Psomas	Prof.	unmatched	unmatched	unmatched
AUTH	School of Chemistry	Georgios Tsogkas	Asst.	unmatched	unmatched	unmatched
AUTH	School of Chemistry	Ioannis Katsogiannis	Prof.	unmatched	unmatched	unmatched
AUTH	School of Chemistry	Nikolaos Nenadis	Assoc.	unmatched	high	high
AUTH	School of Chemistry	Nikolaos Nikolaidis	Asst.	unmatched	high	high
AUTH	School of Chemistry	Nikolaos Papadopoulos	Prof.	unmatched	high	unmatched
AUTH	School of Chemistry	Nikolas Charistos	Asst.	unmatched	unmatched	unmatched
AUTH	School of Chemistry	Panagiotis Angaridis	Assoc.	unmatched	high	unmatched
AUTH	School of Chemistry	Panagiotis Giannakoudakis	Prof.	unmatched	unmatched	unmatched
AUTH	School of Chemistry	Panagiotis Trogadas	Asst.	unmatched	unmatched	unmatched
AUTH	School of Chemistry	Periklis Akrivos	Prof.	unmatched	unmatched	unmatched
AUTH	School of Chemistry	Sotirios Sotiropoulos	Prof.	unmatched	unmatched	unmatched
AUTH	School of Chemistry	Sotiris Evgenidis	Asst.	unmatched	high	low
AUTH	School of Chemistry	Styliani Manta	Asst.	unmatched	unmatched	unmatched
AUTH	School of Chemistry	Theodoros Karapantsios	Prof.	unmatched	unmatched	unmatched
AUTH	School of Chemistry	Theodoros Lazaridis	Assoc.	unmatched	unmatched	unmatched
AUTH	School of Chemistry	Vasileios Binas	Asst.	unmatched	unmatched	unmatched
AUTH	School of Chemistry	Viktoria Samanidou	Prof.	unmatched	unmatched	low
AUTH	School of Chemistry	† Ζαχαριάδης Γεώργιος	Prof.	medium	unmatched	high
AUTH	School of Geology	Aarne Sakellaris Grigorios	Asst.	unmatched	unmatched	unmatched
AUTH	School of Geology	Antonios Koronaios	Prof.	unmatched	unmatched	unmatched
AUTH	School of Geology	Charalampos Feidas	Prof.	unmatched	unmatched	unmatched
AUTH	School of Geology	Dimitrios Kostopoulos	Prof.	unmatched	high	high
AUTH	School of Geology	Eleni Aidona	Assoc.	unmatched	unmatched	unmatched
AUTH	School of Geology	Emmanouil Skordylis	Prof.	unmatched	unmatched	unmatched
AUTH	School of Geology	Ernestos Sarris	Asst.	unmatched	high	high
AUTH	School of Geology	Georgios Papathanasiou	Assoc.	unmatched	medium	high
AUTH	School of Geology	Georgios Vargemezis	Prof.	unmatched	unmatched	unmatched
AUTH	School of Geology	Konstantinos Papazachos	Prof.	unmatched	unmatched	unmatched
AUTH	School of Geology	Lamprini Papadopoulou	Prof.	unmatched	unmatched	unmatched
AUTH	School of Geology	Michail Foumelis	Assoc.	unmatched	unmatched	unmatched
AUTH	School of Geology	Panagiotis Chatzidimitriou	Prof.	unmatched	unmatched	unmatched
AUTH	School of Geology	Theodoros Mavrommatis	Prof.	unmatched	unmatched	unmatched
AUTH	School of Geology	Vasileios Melfos	Prof.	unmatched	unmatched	unmatched
AUTH	School of Physics	Angelakeris Mavroeidis	Prof.	low	high	low
AUTH	School of Physics	Argyropoulos Spyros	Assoc.	unmatched	unmatched	low
AUTH	School of Physics	Arvanitidis Ioannis	Prof.	unmatched	high	medium
AUTH	School of Physics	Balis Dimitrios	Prof.	low	high	medium
AUTH	School of Physics	Dimitrakopoulos Georgios	Prof.	unmatched	medium	medium
AUTH	School of Physics	Evthymiadis Konstantinos	Prof.	unmatched	unmatched	unmatched
AUTH	School of Physics	Evthymiopoulos Christos	Prof.	unmatched	unmatched	unmatched
AUTH	School of Physics	Katsikini Maria	Prof.	low	high	low
AUTH	School of Physics	Kechagias Thomas	Prof.	unmatched	unmatched	unmatched
AUTH	School of Physics	Kioseoglou Iosif	Prof.	low	unmatched	unmatched
AUTH	School of Physics	Kordas Konstantinos	Prof.	low	high	low
AUTH	School of Physics	Lampoudis Christos	Asst.	unmatched	high	low
AUTH	School of Physics	Laskarakis Argyris	Assoc.	unmatched	high	low
AUTH	School of Physics	Meleti Charikleia	Asst.	unmatched	high	low
AUTH	School of Physics	Meletlidou Evthymia	Assoc.	low	high	low
AUTH	School of Physics	Papadopoulos Pantelis	Prof.	medium	high	medium
AUTH	School of Physics	Papaioannou Evangelos	Asst.	unmatched	high	low
AUTH	School of Physics	Papangelis Konstantinos	Prof.	unmatched	unmatched	medium
AUTH	School of Physics	Pappas Georgios	Assoc.	unmatched	medium	medium
AUTH	School of Physics	Patsalas Panagiotis	Prof.	unmatched	high	low
AUTH	School of Physics	Pleionis Manolis	Prof.	unmatched	unmatched	unmatched
AUTH	School of Physics	Samaras Theodoros	Prof.	unmatched	high	medium
AUTH	School of Physics	Sampsonidis Dimitrios	Prof.	unmatched	high	low
AUTH	School of Physics	Siozios Konstantinos	Prof.	low	high	low
AUTH	School of Physics	Stoulos Stylianos	Prof.	low	high	low
AUTH	School of Physics	Tsagkas Christos	Prof.	unmatched	unmatched	low
AUTH	School of Physics	Volos Christos	Prof.	low	high	medium
AUTH	School of Physics	Vougiatzis Georgios	Prof.	unmatched	medium	medium
AUTH	School of Physics	Vourlias Georgios	Prof.	unmatched	high	low
DUTH	Department of Chemistry (Kavala)	Apostolidou Eleni	Prof.	unmatched	high	low
DUTH	Department of Chemistry (Kavala)	Dimitrakoudi Evangelia	Lect.	medium	high	high
DUTH	Department of Chemistry (Kavala)	Kyzas Georgios	Prof.	unmatched	high	high

Univ.	Department	Member	Grade	GS conf.	OA conf.	S2 conf.
DUTH	Department of Chemistry (Kavala)	Lazaridou Anastasia	Lect.	unmatched	high	low
DUTH	Department of Chemistry (Kavala)	Markopoulos Theodoros	Asst.	low	high	low
DUTH	Department of Chemistry (Kavala)	Metaxa Zoi	Assoc.	medium	high	low
DUTH	Department of Chemistry (Kavala)	Sarafis Ilias	Prof.	unmatched	high	low
DUTH	Department of Chemistry (Kavala)	Tarchanidis Konstantinos	Prof.	unmatched	high	high
DUTH	Department of Chemistry (Kavala)	Thysiadou Anna	Asst.	medium	high	medium
DUTH	Department of Physics (Kavala)	Antoniadou Kyriaki I.	Asst.	unmatched	medium	low
DUTH	Department of Physics (Kavala)	Bantekas Dimitrios	Prof.	unmatched	medium	low
DUTH	Department of Physics (Kavala)	Chanias Michail	Prof.	unmatched	medium	low
DUTH	Department of Physics (Kavala)	Karakoulidis Konstantinos	Assoc.	unmatched	high	low
DUTH	Department of Physics (Kavala)	Kogia Foteini	Lect.	unmatched	unmatched	low
DUTH	Department of Physics (Kavala)	Kogias Panagiotis	Asst.	unmatched	high	low
DUTH	Department of Physics (Kavala)	Maragkakis Michail	Asst.	unmatched	unmatched	high
DUTH	Department of Physics (Kavala)	Stavrinidis Stavros	Prof.	unmatched	medium	medium
DUTH	Department of Physics (Kavala)	Tsiantos Vasileios	Prof.	unmatched	high	high
DUTH	Department of Physics (Kavala)	Tziaferi Eirini	Asst.	unmatched	medium	low
DUTH	Department of Physics (Kavala)	Vordos Nikolaos	Prof.	medium	high	low
HOU	School of Science and Technology	Chatzigeorgiou Georgios	Prof.	medium	medium	medium
HOU	School of Science and Technology	Chatzinikolaou Maria	Prof.	unmatched	medium	unmatched
HOU	School of Science and Technology	Kalles Dimitrios	Prof.	low	high	medium
HOU	School of Science and Technology	Kameas Achilleas	Prof.	unmatched	high	low
HOU	School of Science and Technology	Leisos Antonios	Prof.	low	medium	low
HOU	School of Science and Technology	Mitropoulos Sarantis	Prof.	unmatched	unmatched	high
HOU	School of Science and Technology	Verykios Vasileios	Prof.	unmatched	unmatched	medium
HUA	Department of Geography	Karympalis Evthymios	Prof.	unmatched	unmatched	unmatched
HUA	Department of Geography	Kritikos I. Georgios	Prof.	unmatched	high	low
HUA	Department of Geography	Lazaridi Konstantia-aikaterini	Prof.	unmatched	unmatched	high
HUA	Department of Geography	Mavrommatis Giorgos	Assoc.	unmatched	medium	high
HUA	Department of Geography	Petropoulos P. Georgios	Assoc.	unmatched	medium	high
HUA	Department of Geography	Skordili Sofia	Prof.	unmatched	unmatched	high
HUA	Department of Geography	Tsanakas Konstantinos	Asst.	medium	unmatched	low
HUA	Department of Geography	Violos Ioannis	Asst.	unmatched	medium	medium
NKUA	Department of Chemistry	Basileiou Stamatia	Prof.	unmatched	unmatched	unmatched
NKUA	Department of Chemistry	Chrysa Papageorgiou Anthoula	Asst.	unmatched	unmatched	unmatched
NKUA	Department of Chemistry	Evthymiadou Eleni	Prof.	unmatched	unmatched	unmatched
NKUA	Department of Chemistry	Filippopoulos Athanasios	Assoc.	unmatched	unmatched	low
NKUA	Department of Chemistry	Gkikas Evangelos	Prof.	unmatched	high	unmatched
NKUA	Department of Chemistry	Gkimisis Athanasios	Prof.	unmatched	unmatched	unmatched
NKUA	Department of Chemistry	Iatrou Ermis	Prof.	unmatched	unmatched	low
NKUA	Department of Chemistry	Kanaras Antonios	Prof.	unmatched	high	low
NKUA	Department of Chemistry	Kogioni Maria	Asst.	unmatched	unmatched	unmatched
NKUA	Department of Chemistry	Kyritsis Panagiotis	Prof.	unmatched	unmatched	medium
NKUA	Department of Chemistry	Magkrioti Viktoria	Assoc.	unmatched	unmatched	high
NKUA	Department of Chemistry	Methenitis Konstantinos	Assoc.	unmatched	high	medium
NKUA	Department of Chemistry	Oikonomou Anastasios	Prof.	unmatched	medium	unmatched
NKUA	Department of Chemistry	Papadogiannakis Giorgos	Prof.	unmatched	unmatched	unmatched
NKUA	Department of Chemistry	Papaevstathiou Ioannis	Prof.	unmatched	unmatched	unmatched
NKUA	Department of Chemistry	Papakondylis Aristotelis	Assoc.	unmatched	unmatched	low
NKUA	Department of Chemistry	Psaroudakis Nikolaos	Asst.	low	high	high
NKUA	Department of Chemistry	Sakellariou Giorgos	Assoc.	low	high	low
NKUA	Department of Chemistry	Souliotis Giorgos	Prof.	unmatched	high	low
NKUA	Department of Chemistry	Stratikos Evstratios	Prof.	unmatched	unmatched	low
NKUA	Department of Chemistry	Tsoureas Nikolaos	Asst.	low	high	low
NKUA	Department of Chemistry	Tzeli Dimitra	Prof.	unmatched	unmatched	low
NKUA	Department of Geology and Geoenvironment	Alexopoulos Ioannis	Prof.	unmatched	high	unmatched
NKUA	Department of Geology and Geoenvironment	Antonarakou Asimina	Prof.	low	high	low
NKUA	Department of Geology and Geoenvironment	Argyraki Ariadni	Prof.	unmatched	unmatched	low
NKUA	Department of Geology and Geoenvironment	Chatzaki Maria	Assoc.	medium	medium	low
NKUA	Department of Geology and Geoenvironment	Drinia Charikleia	Prof.	unmatched	unmatched	unmatched
NKUA	Department of Geology and Geoenvironment	Elevtheratos Konstantinos	Assoc.	unmatched	unmatched	unmatched
NKUA	Department of Geology and Geoenvironment	Evelpidou Niki	Prof.	unmatched	high	low
NKUA	Department of Geology and Geoenvironment	Gkontelitsas Athanasios	Prof.	unmatched	unmatched	unmatched
NKUA	Department of Geology and Geoenvironment	Kapetanidis Vasileios	Asst.	low	high	low
NKUA	Department of Geology and Geoenvironment	Kavyris Georgios	Prof.	unmatched	unmatched	unmatched
NKUA	Department of Geology and Geoenvironment	Kelepertzis Evstratios	Assoc.	unmatched	unmatched	low
NKUA	Department of Geology and Geoenvironment	Kontakiotis Georgios	Assoc.	unmatched	high	low
NKUA	Department of Geology and Geoenvironment	Koskeridou Evterpi	Prof.	unmatched	high	low
NKUA	Department of Geology and Geoenvironment	Kranis Charalampos	Assoc.	low	high	low
NKUA	Department of Geology and Geoenvironment	Lyras Georgios	Assoc.	unmatched	medium	medium
NKUA	Department of Geology and Geoenvironment	Poulos Serafeim	Prof.	unmatched	high	low
NKUA	Department of Geology and Geoenvironment	Rousiakis Sokratis	Assoc.	unmatched	unmatched	unmatched
NKUA	Department of Geology and Geoenvironment	Sakkas Vasileios	Asst.	low	unmatched	unmatched
NKUA	Department of Geology and Geoenvironment	Skourtsos Emmanouil	Assoc.	unmatched	high	low
NKUA	Department of Geology and Geoenvironment	Triantafyllou Maria	Prof.	unmatched	high	medium
NKUA	Department of Geology and Geoenvironment	Vasilakis Emmanouil	Prof.	unmatched	unmatched	low
NKUA	Department of Mathematics	Barmpatis Gerasimos	Prof.	unmatched	unmatched	unmatched
NKUA	Department of Mathematics	Bournetas Apostolos	Prof.	unmatched	unmatched	unmatched
NKUA	Department of Mathematics	Chalikias Georgios	Assoc.	unmatched	medium	medium

Univ.	Department	Member	Grade	GS conf.	OA conf.	S2 conf.
NKUA	Department of Mathematics	Cheliotis Dimitrios	Prof.	low	high	medium
NKUA	Department of Mathematics	Chlouveraki Maria	Asst.	low	high	low
NKUA	Department of Mathematics	Christopoulou Dimitra	Assoc.	unmatched	medium	medium
NKUA	Department of Mathematics	Dodos Pantelis	Prof.	unmatched	unmatched	low
NKUA	Department of Mathematics	Dokas Ioannis	Assoc.	unmatched	high	unmatched
NKUA	Department of Mathematics	Drakopoulos Michail	Asst.	unmatched	unmatched	high
NKUA	Department of Mathematics	Geometriki Analysi.	Prof.	unmatched	unmatched	unmatched
NKUA	Department of Mathematics	Geranios Charalampos	Assoc.	unmatched	unmatched	unmatched
NKUA	Department of Mathematics	Kontogeorgis Aristeidis	Prof.	medium	unmatched	medium
NKUA	Department of Mathematics	Maliakas Michail	Prof.	unmatched	unmatched	low
NKUA	Department of Mathematics	Mertikopoulos Panagiotis	Prof.	unmatched	unmatched	high
NKUA	Department of Mathematics	Mi Metathetiki Diaforiki Geometria.	Prof.	unmatched	unmatched	low
NKUA	Department of Mathematics	Notaris Sotirios	Prof.	unmatched	high	unmatched
NKUA	Department of Mathematics	Oikonomou Antonios	Prof.	unmatched	unmatched	unmatched
NKUA	Department of Mathematics	Papadatos Nikolaos	Prof.	medium	medium	high
NKUA	Department of Mathematics	Potari Despoina	Prof.	unmatched	unmatched	high
NKUA	Department of Mathematics	Prasidis Evstratios	Prof.	unmatched	unmatched	unmatched
NKUA	Department of Mathematics	Psycharis Georgios	Assoc.	unmatched	unmatched	medium
NKUA	Department of Mathematics	Synartisiaki Analysi	Prof.	unmatched	unmatched	unmatched
NKUA	Department of Mathematics	Theoria Elenchou.	Assoc.	unmatched	unmatched	unmatched
NKUA	Department of Mathematics	Thilykos Dimitrios	Prof.	unmatched	unmatched	unmatched
NKUA	Department of Mathematics	To Tmima	Asst.	unmatched	unmatched	low
NKUA	Department of Mathematics	Triantafyllou Chrysavgi	Assoc.	unmatched	unmatched	unmatched
NKUA	Department of Mathematics	Tyros Konstantinos	Assoc.	unmatched	high	low
NKUA	Department of Mathematics	Vangelatou Evtychia	Asst.	unmatched	unmatched	unmatched
NKUA	Department of Physics	Anthropino Dynamiko	Asst.	unmatched	unmatched	unmatched
NKUA	Department of Physics	Bosioli Elissavet	Asst.	unmatched	high	low
NKUA	Department of Physics	Chatzidimitriou Despoina	Prof.	unmatched	medium	low
NKUA	Department of Physics	Dagklis Ioannis	Prof.	unmatched	high	low
NKUA	Department of Physics	Diakonos Fotios	Prof.	unmatched	high	low
NKUA	Department of Physics	Fasouliotis Dimitrios	Prof.	unmatched	unmatched	unmatched
NKUA	Department of Physics	Floka Elena	Prof.	unmatched	unmatched	low
NKUA	Department of Physics	Frantzeskakis Dimitrios	Prof.	unmatched	high	low
NKUA	Department of Physics	Gardelis Spyridon	Assoc.	unmatched	high	medium
NKUA	Department of Physics	Genikes Anakoinoseis	Asst.	unmatched	unmatched	unmatched
NKUA	Department of Physics	Giannakaki Eleni	Asst.	low	high	low
NKUA	Department of Physics	Kartalis Kostantinos	Prof.	unmatched	unmatched	unmatched
NKUA	Department of Physics	Kazantzidis Stylianos	Asst.	unmatched	unmatched	unmatched
NKUA	Department of Physics	Ktiriakes Ypodomes	Asst.	unmatched	unmatched	unmatched
NKUA	Department of Physics	Lykodimos Vlasios	Prof.	unmatched	high	low
NKUA	Department of Physics	Mavropoulos Foivos	Prof.	unmatched	unmatched	unmatched
NKUA	Department of Physics	Mitroa Eklektoron	Asst.	unmatched	unmatched	unmatched
NKUA	Department of Physics	Papathanasiou Antonios	Assoc.	unmatched	medium	unmatched
NKUA	Department of Physics	Reisis Dionysios	Prof.	low	high	medium
NKUA	Department of Physics	Roditi Evgenia	Asst.	low	high	low
NKUA	Department of Physics	Sakellis Ilias	Asst.	medium	high	low
NKUA	Department of Physics	Sfikas Paraskevas	Prof.	unmatched	unmatched	low
NKUA	Department of Physics	Simseridis Konstantinos	Assoc.	unmatched	unmatched	unmatched
NKUA	Department of Physics	Skordas Evthymios	Prof.	unmatched	high	low
NKUA	Department of Physics	Spanos Vasileios	Assoc.	unmatched	medium	high
NKUA	Department of Physics	Styliaris Evstathios	Prof.	unmatched	medium	low
NKUA	Department of Physics	Theofilatos Konstantinos	Assoc.	unmatched	high	medium
NKUA	Department of Physics	Tigkelis Ioannis	Prof.	unmatched	unmatched	unmatched
NKUA	Department of Physics	Tyrlis Evangelos	Asst.	unmatched	high	low
NKUA	Department of Physics	Vlachakis Nektarios	Prof.	unmatched	unmatched	low
UAegean	Department of Geography	Gkialis Stelios	Assoc.	unmatched	unmatched	unmatched
UAegean	Department of Geography	Iosifidis Theodoros	Prof.	unmatched	unmatched	low
UAegean	Department of Geography	Kalampokidis Kostas	Prof.	unmatched	unmatched	unmatched
UAegean	Department of Geography	Kizos Athanasios	Prof.	unmatched	high	medium
UAegean	Department of Geography	Korres Georgios	Prof.	unmatched	medium	medium
UAegean	Department of Geography	Kostopoulou Evthymia	Asst.	unmatched	unmatched	low
UAegean	Department of Geography	Petrakou Ilektra	Assoc.	unmatched	unmatched	high
UAegean	Department of Geography	Petropoulou Chrysanthi	Assoc.	unmatched	medium	high
UAegean	Department of Geography	Sidiropoulos Georgios	Prof.	unmatched	high	medium
UAegean	Department of Geography	Soulakellis Nikolaos	Prof.	unmatched	high	low
UAegean	Department of Geography	Tscheulin Thomas	Asst.	low	high	low
UAegean	Department of Geography	Zouros Nikolaos	Prof.	unmatched	high	medium
UAegean	Department of Marine Sciences	Androulidakis Giannis	Assoc.	unmatched	high	medium
UAegean	Department of Marine Sciences	Batzakas Ioannis E.	Assoc.	unmatched	high	low
UAegean	Department of Marine Sciences	Chasiotis Thomas	Prof.	unmatched	unmatched	unmatched
UAegean	Department of Marine Sciences	Georgakarakos Stratis	Assoc.	unmatched	high	low
UAegean	Department of Marine Sciences	Karydis Michail	Prof.	unmatched	unmatched	low
UAegean	Department of Marine Sciences	Kitsiou Dimitra	Assoc.	unmatched	high	low
UAegean	Department of Marine Sciences	Kokkoris Georgios	Prof.	unmatched	medium	medium
UAegean	Department of Marine Sciences	Kostopoulou-Karantanelli Maria	Assoc.	unmatched	unmatched	unmatched
UAegean	Department of Marine Sciences	Koutsoumpas Drosos	Prof.	unmatched	unmatched	unmatched
UAegean	Department of Marine Sciences	Myritzis Ioannis	Prof.	unmatched	unmatched	high
UAegean	Department of Marine Sciences	Velegrakis Antonis	Prof.	unmatched	unmatched	low

Univ.	Department	Member	Grade	GS conf.	OA conf.	S2 conf.
UAegean	Department of Marine Sciences	Zervakis Vasilis	Prof.	unmatched	unmatched	low
UAegean	Department of Mathematics	Chatzinikitas Agapitos	Assoc.	unmatched	unmatched	unmatched
UAegean	Department of Mathematics	Chousiadas Kostas	Prof.	unmatched	unmatched	unmatched
UAegean	Department of Mathematics	Koukoulogiannis Vasileios	Prof.	unmatched	unmatched	unmatched
UAegean	Department of Mathematics	Metaftsis Vasileios	Prof.	low	unmatched	low
UAegean	Department of Mathematics	Nastou Panagiotis	Assoc.	unmatched	high	medium
UAegean	Department of Mathematics	Papalexiou Nikolaos	Asst.	unmatched	high	medium
UAegean	Department of Mathematics	Tsolomytis Antonios	Prof.	unmatched	unmatched	unmatched
UAegean	Department of Mathematics	Zormpala Konstantina	Asst.	unmatched	unmatched	unmatched
UAegean	Department of Statistics and Actuarial-Financial Mathematics	Arampatzis Dimitrios	Asst.	unmatched	high	medium
UAegean	Department of Statistics and Actuarial-Financial Mathematics	Chalidias Nikolaos	Prof.	unmatched	unmatched	unmatched
UAegean	Department of Statistics and Actuarial-Financial Mathematics	Dimitrakopoulou Theodora	Lect.	unmatched	high	high
UAegean	Department of Statistics and Actuarial-Financial Mathematics	Konstantinidis Dimitrios	Prof.	medium	medium	medium
UAegean	Department of Statistics and Actuarial-Financial Mathematics	Makridis Andreas	Asst.	unmatched	unmatched	low
UAegean	Department of Statistics and Actuarial-Financial Mathematics	Milionis Alexandros	Assoc.	unmatched	high	low
UAegean	Department of Statistics and Actuarial-Financial Mathematics	Pitselis Georgios	Prof.	unmatched	high	low
UAegean	Department of Statistics and Actuarial-Financial Mathematics	Smaragdakis Kostas	Asst.	unmatched	medium	high
UAegean	Department of Statistics and Actuarial-Financial Mathematics	Tachtsis Elevtherios	Prof.	unmatched	unmatched	unmatched
UAegean	Department of Statistics and Actuarial-Financial Mathematics	Tsimikas Tzon	Prof.	unmatched	unmatched	unmatched
UAegean	Department of Statistics and Actuarial-Financial Mathematics	Tzaninis Spyros	Asst.	unmatched	high	medium
UAegean	Department of Statistics and Actuarial-Financial Mathematics	Zimeras Stelios	Prof.	unmatched	high	low
UNIPI	Department of Statistics and Insurance Science	Antzoulakos Dimitrios	Assoc.	unmatched	unmatched	medium
UNIPI	Department of Statistics and Insurance Science	Chatzikonstantinidis Evstathios	Prof.	unmatched	unmatched	unmatched
UNIPI	Department of Statistics and Insurance Science	Chatzopoulos Petros	Assoc.	unmatched	medium	high
UNIPI	Department of Statistics and Insurance Science	Evangelaras Charalampos	Assoc.	low	high	low
UNIPI	Department of Statistics and Insurance Science	Kofidis Elevtherios	Assoc.	unmatched	unmatched	low
UNIPI	Department of Statistics and Insurance Science	Papagiannis Georgios	Asst.	unmatched	medium	medium
UNIPI	Department of Statistics and Insurance Science	Pelekis Nikolaos	Prof.	unmatched	high	unmatched
UNIPI	Department of Statistics and Insurance Science	Tzavelas Georgios	Prof.	unmatched	high	high
UPatras	Department of Chemistry	Athanasopoulos Konstantinos	Prof.	unmatched	unmatched	medium
UPatras	Department of Chemistry	Chrysanthopoulos Athanasios	Assoc.	unmatched	medium	high
UPatras	Department of Chemistry	Dalas Evangelos	Prof.	unmatched	high	low
UPatras	Department of Chemistry	Deimente Chrysovalanto	Assoc.	unmatched	unmatched	low
UPatras	Department of Chemistry	Giannopoulos Spyros	Prof.	unmatched	medium	low
UPatras	Department of Chemistry	Kalogianni Despoina	Assoc.	unmatched	unmatched	unmatched
UPatras	Department of Chemistry	Karapanagioti Chrysi	Prof.	unmatched	unmatched	unmatched
UPatras	Department of Chemistry	Papadopoulou Christina	Asst.	unmatched	high	medium
UPatras	Department of Chemistry	Rassias Gerasimos	Assoc.	unmatched	high	low
UPatras	Department of Chemistry	Simal Karmen	Asst.	unmatched	unmatched	unmatched
UPatras	Department of Chemistry	Skandalis Spyridon	Prof.	unmatched	high	low
UPatras	Department of Chemistry	Tagkoulis Vasileios	Prof.	unmatched	unmatched	high
UPatras	Department of Chemistry	Vynios Dimitrios	Prof.	unmatched	unmatched	low
UPatras	Department of Geology	Christodoulou Dimitrios	Asst.	unmatched	medium	medium
UPatras	Department of Geology	Ilias Panagiotis	Asst.	unmatched	medium	medium
UPatras	Department of Geology	Kokkalas Sotiris	Prof.	unmatched	high	low
UPatras	Department of Geology	Papatheodorou Giorgos	Prof.	unmatched	unmatched	low
UPatras	Department of Geology	Papoulis Dimitrios	Prof.	unmatched	high	medium
UPatras	Department of Geology	Sokos Evthymios	Prof.	unmatched	unmatched	low
UPatras	Department of Geology	Tsikos Charilaos	Assoc.	unmatched	medium	low
UPatras	Department of Geology	Zangana Eleni	Prof.	unmatched	unmatched	low
UPatras	Department of Mathematics	Arvanitogeorgos Andreas	Prof.	low	unmatched	medium
UPatras	Department of Mathematics	Bompotas Panagiotis	Asst.	unmatched	unmatched	high
UPatras	Department of Mathematics	Elevtherakis Georgios	Assoc.	unmatched	unmatched	unmatched
UPatras	Department of Mathematics	Georgiou Dimitrios	Prof.	medium	medium	medium
UPatras	Department of Mathematics	Kanellopoulos Georgios	Asst.	unmatched	medium	low
UPatras	Department of Mathematics	Kavvadias Dimitrios	Asst.	unmatched	unmatched	low
UPatras	Department of Mathematics	Megaritis Athanasios	Asst.	low	high	low
UPatras	Department of Mathematics	Petropoulos Konstantinos	Assoc.	unmatched	unmatched	medium
UPatras	Department of Mathematics	Piperigkou Violetta	Asst.	unmatched	unmatched	high
UPatras	Department of Mathematics	Rangos Omiros	Assoc.	unmatched	unmatched	unmatched
UPatras	Department of Mathematics	Togkas Anastasios	Asst.	unmatched	unmatched	unmatched
UPatras	Department of Mathematics	Van Der Veile Iakovos Petros	Prof.	unmatched	unmatched	unmatched
UPatras	Department of Physics	Argyriou Athanasios	Prof.	unmatched	medium	low
UPatras	Department of Physics	Bakalis Dimitrios	Asst.	unmatched	medium	high
UPatras	Department of Physics	Christopoulou Elevtheria – Panagiota	Asst.	unmatched	high	unmatched
UPatras	Department of Physics	Fakis Michalis	Prof.	unmatched	unmatched	low
UPatras	Department of Physics	Karachaliou Panagiota	Assoc.	unmatched	unmatched	high
UPatras	Department of Physics	Liaros Nikolaos	Assoc.	unmatched	high	low
UPatras	Department of Physics	Lola Smaragda	Prof.	unmatched	high	low
UPatras	Department of Physics	Loukopoulos Vasileios	Prof.	unmatched	unmatched	medium

Univ.	Department	Member	Grade	GS conf.	OA conf.	S2 conf.
UPatras	Department of Physics	Psychalinos Konstantinos	Prof.	unmatched	high	low
UPatras	Department of Physics	Skarlatos Dimitrios	Prof.	unmatched	medium	medium
UPatras	Department of Physics	Terzis Andreas	Prof.	unmatched	high	medium
UThessaly	Department of Mathematics	Kapetanakis Georgios	Asst.	unmatched	unmatched	medium
UThessaly	Department of Mathematics	Karkanis Stavros	Prof.	low	high	low
UThessaly	Department of Physics	Antonis Kostantinos	Assoc.	unmatched	unmatched	low
UThessaly	Department of Physics	Kontogeorgios Athanasios	Prof.	unmatched	unmatched	unmatched
UThessaly	Department of Physics	Loukes-Gerakopoulos Georgios	Asst.	unmatched	unmatched	high
UThessaly	Department of Physics	Petropoulos Nikolaos	Asst.	unmatched	medium	medium
UThessaly	Department of Physics	Velntes Georgios	Assoc.	unmatched	unmatched	unmatched
UoC	Department of Chemistry	Anastasiadis Spyros	Prof.	unmatched	unmatched	low
UoC	Department of Chemistry	Christoforidis Christoforos	Asst.	unmatched	medium	low
UoC	Department of Chemistry	Dimadis Konstantinos	Prof.	unmatched	unmatched	medium
UoC	Department of Chemistry	Drakopoulos Antonios	Asst.	unmatched	medium	medium
UoC	Department of Chemistry	Kitsopoulos Theofanis	Prof.	unmatched	high	low
UoC	Department of Chemistry	Messinis Antonios	Asst.	unmatched	unmatched	high
UoC	Department of Chemistry	Milios Konstantinos	Prof.	unmatched	medium	low
UoC	Department of Chemistry	Pavlidis Ioannis	Assoc.	unmatched	high	medium
UoC	Department of Chemistry	Pergantis Spyridon	Prof.	unmatched	high	high
UoC	Department of Chemistry	Vasilikogiannakis Georgios	Prof.	unmatched	unmatched	unmatched
UoC	Department of Materials Science and Technology	Chatzinikolaidou Maria	Prof.	low	unmatched	low
UoC	Department of Materials Science and Technology	Fyta Maria	Assoc.	unmatched	high	medium
UoC	Department of Materials Science and Technology	Kioseoglou Giorgos	Prof.	unmatched	unmatched	unmatched
UoC	Department of Materials Science and Technology	Kopidakis Giorgos	Prof.	unmatched	unmatched	low
UoC	Department of Materials Science and Technology	Lymperatos Andreas	Assoc.	unmatched	unmatched	unmatched
UoC	Department of Materials Science and Technology	Paradeisanos Ioannis	Asst.	unmatched	unmatched	low
UoC	Department of Materials Science and Technology	Pelekanos Nikos	Prof.	unmatched	medium	medium
UoC	Department of Materials Science and Technology	Petekidis Giorgos	Prof.	low	medium	low
UoC	Department of Materials Science and Technology	Stoumpos Konstantinos	Assoc.	low	unmatched	high
UoC	Department of Materials Science and Technology	Vlassopoulos Dimitris	Prof.	medium	high	medium
UoC	Department of Mathematics and Applied Mathematics	Athanassopoulos Konstantin	Prof.	unmatched	high	unmatched
UoC	Department of Mathematics and Applied Mathematics	Callias Constantine	Prof.	unmatched	high	low
UoC	Department of Mathematics and Applied Mathematics	Garefalakis Theodoulos	Prof.	low	high	low
UoC	Department of Mathematics and Applied Mathematics	Kamvissis Spyridon	Prof.	unmatched	high	low
UoC	Department of Mathematics and Applied Mathematics	Kritikou Doukissa	Lect.	unmatched	unmatched	low
UoC	Department of Mathematics and Applied Mathematics	Lydakis Manos	Asst.	unmatched	unmatched	low
UoC	Department of Mathematics and Applied Mathematics	Makrakis George	Prof.	medium	high	low
UoC	Department of Mathematics and Applied Mathematics	Pamfilos Paris	Assoc.	unmatched	high	high
UoC	Department of Mathematics and Applied Mathematics	Papadimitrakis Mihalis	Prof.	unmatched	high	low
UoC	Department of Physics	Charmandaris Vasilis	Prof.	unmatched	high	unmatched
UoC	Department of Physics	Iliopoulos Elevtherios	Prof.	unmatched	unmatched	unmatched
UoC	Department of Physics	Kominis Ioannis	Assoc.	unmatched	unmatched	low
UoC	Department of Physics	Kyritsis Ilias	Prof.	unmatched	medium	unmatched
UoC	Department of Physics	Moutafis Christoforos	Assoc.	unmatched	unmatched	low
UoC	Department of Physics	Papadakis Iosif	Prof.	low	unmatched	unmatched
UoC	Department of Physics	Rakitzis Petros	Prof.	unmatched	unmatched	high
UoC	Department of Physics	Roumpedakis Konstantinos	Asst.	unmatched	unmatched	medium
UoC	Department of Physics	Zezas Andreas	Prof.	low	high	low
UoI	Department of Chemistry	Banti Christina	Asst.	unmatched	unmatched	medium
UoI	Department of Chemistry	Chatziarapoglou Lazaros	Prof.	unmatched	unmatched	unmatched
UoI	Department of Chemistry	Chatzikakou Sotirios	Prof.	unmatched	unmatched	unmatched
UoI	Department of Chemistry	Gkiokas Dimosthenis	Prof.	unmatched	unmatched	unmatched
UoI	Department of Chemistry	Kalampounias Angelos	Prof.	unmatched	high	low
UoI	Department of Chemistry	Konstantinou Ioannis	Prof.	unmatched	high	medium
UoI	Department of Chemistry	Kontogianni Vasiliki	Asst.	low	unmatched	high
UoI	Department of Chemistry	Magdalini Matziari	Asst.	unmatched	high	high
UoI	Department of Chemistry	Manos Emmanouil	Prof.	unmatched	medium	low
UoI	Department of Chemistry	Melissas Vasileios	Prof.	unmatched	unmatched	high
UoI	Department of Chemistry	Mylonas Evstratios	Asst.	unmatched	unmatched	low
UoI	Department of Chemistry	Plakatouras Ioannis	Prof.	unmatched	high	high
UoI	Department of Chemistry	Prodromidis Mamantos	Prof.	unmatched	unmatched	low
UoI	Department of Chemistry	Rotas Giorgos	Asst.	unmatched	medium	medium
UoI	Department of Chemistry	Sakkas Vasileios	Prof.	unmatched	unmatched	unmatched
UoI	Department of Chemistry	Skalkos Dimitrios	Prof.	unmatched	high	medium
UoI	Department of Chemistry	Stalikas Konstantinos	Prof.	unmatched	unmatched	medium
UoI	Department of Chemistry	Takis Panteleimon	Asst.	unmatched	high	unmatched
UoI	Department of Chemistry	Tsikaris Vasileios	Prof.	unmatched	unmatched	low
UoI	Department of Chemistry	Vlachos Konstantinos	Prof.	unmatched	high	unmatched
UoI	Department of Mathematics	Bekos Michalis	Assoc.	unmatched	unmatched	low
UoI	Department of Mathematics	Chasapis Georgios	Asst.	unmatched	medium	medium
UoI	Department of Mathematics	Chorikis Theodoros	Prof.	unmatched	unmatched	unmatched
UoI	Department of Mathematics	Dimitriou Ioannis	Assoc.	unmatched	high	medium
UoI	Department of Mathematics	Giannoulis Ioannis	Assoc.	medium	high	medium
UoI	Department of Mathematics	Karakatsani Foteini	Asst.	unmatched	unmatched	high
UoI	Department of Mathematics	Kechagias Epameinondas	Prof.	unmatched	unmatched	unmatched
UoI	Department of Mathematics	Mavridis Kyriakos	Lect.	unmatched	high	low
UoI	Department of Mathematics	Nikolidakis Elevtherios	Asst.	unmatched	unmatched	low
UoI	Department of Mathematics	Papadakis Stavros	Assoc.	unmatched	high	high

Univ.	Department	Member	Grade	GS conf.	OA conf.	S2 conf.
UoI	Department of Mathematics	Savvas Chalilai Andreas	Assoc.	unmatched	unmatched	low
UoI	Department of Mathematics	Stamatakis Marios Georgios	Asst.	unmatched	medium	low
UoI	Department of Mathematics	Tolias Andreas	Assoc.	unmatched	unmatched	medium
UoI	Department of Physics	Alyssandrakis Konstantinos	Prof.	unmatched	unmatched	unmatched
UoI	Department of Physics	Archontis Vasileios	Prof.	unmatched	high	low
UoI	Department of Physics	Aslanoglou Xenofon	Assoc.	unmatched	unmatched	low
UoI	Department of Physics	Bartzokas Aristeidis	Prof.	unmatched	high	low
UoI	Department of Physics	Batakis Nikolaos	Prof.	unmatched	medium	medium
UoI	Department of Physics	Bourlinos Athanasios	Prof.	unmatched	high	low
UoI	Department of Physics	Chatzianastasiou Nikolaos	Prof.	unmatched	unmatched	unmatched
UoI	Department of Physics	Daoulas Konstantinos	Assoc.	unmatched	medium	low
UoI	Department of Physics	Deligiannakis Ioannis	Prof.	unmatched	high	high
UoI	Department of Physics	Evangelakis Georgios	Prof.	unmatched	high	low
UoI	Department of Physics	Evangelou Ioannis	Prof.	unmatched	high	unmatched
UoI	Department of Physics	Florakis Ioannis	Asst.	unmatched	high	medium
UoI	Department of Physics	Foteinou Varvara	Asst.	unmatched	high	low
UoI	Department of Physics	Fotiadi Angeliki	Asst.	unmatched	high	low
UoI	Department of Physics	Fountas Konstantinos	Prof.	unmatched	medium	unmatched
UoI	Department of Physics	Kalogeropoulos Alexis	Asst.	unmatched	unmatched	low
UoI	Department of Physics	Katsanos Dimitrios	Lect.	unmatched	high	low
UoI	Department of Physics	Koen Samouil	Prof.	unmatched	unmatched	low
UoI	Department of Physics	Kosmidis Konstantinos	Prof.	unmatched	medium	low
UoI	Department of Physics	Kostarakis Panagiotis	Prof.	low	high	low
UoI	Department of Physics	Manthos Nikolaos	Prof.	unmatched	high	low
UoI	Department of Physics	Nintos Alexandros	Prof.	unmatched	unmatched	high
UoI	Department of Physics	Oikiadis Aristeidis	Asst.	unmatched	unmatched	unmatched
UoI	Department of Physics	Passias Achilleas	Assoc.	unmatched	high	low
UoI	Department of Physics	Patronis Nikolaos	Prof.	unmatched	high	low
UoI	Department of Physics	Patsourakos Spyridon	Prof.	unmatched	high	low
UoI	Department of Physics	Stavroulas Iason	Asst.	unmatched	medium	low
UoI	Department of Physics	Strolongas Ioannis	Asst.	unmatched	unmatched	unmatched
UoI	Department of Physics	Tamvakis Kyriakos	Prof.	unmatched	high	low
UoI	Department of Physics	Throumoulopoulos Georgios	Prof.	low	high	low
UoI	Department of Physics	Triantis Frixos	Prof.	unmatched	high	low
UoI	Department of Physics	Tselepi Marina	Asst.	unmatched	high	low
UoI	Department of Physics	Vagionakis Konstantinos	Prof.	unmatched	unmatched	unmatched
UoI	Department of Physics	Vergados Ioannis	Prof.	unmatched	high	low
UoI	Department of Physics	Vlachos Dimitrios	Assoc.	unmatched	medium	medium
UoWM	Department of Mathematics	Anastasiou Stavros	Asst.	unmatched	unmatched	low
UoWM	Department of Mathematics	Markellos Michail	Asst.	unmatched	unmatched	low
UoWM	Department of Mathematics	Vasileiadis Georgios	Asst.	unmatched	medium	medium
UoWM	Department of Statistics and Insurance Science	Avlogiaris Georgios	Assoc.	unmatched	high	low
UoWM	Department of Statistics and Insurance Science	Bersimis Fragkiskos	Asst.	low	high	low

Appendix C. OpenAlex: complete results of designs A and B, publications 2012-2025

This appendix reports OpenAlex in full, with the same definitions, windows and ranking rules as the Google Scholar results of Section 5, so that every department and area can be read under a second source with its own coverage (Section 3C). Table C1 gives the design-A department statistics per area, Table C2 the design-B department indicators, and Table C3 the top-20 academics per area by the OpenAlex 2012-2025 h-index.

Table C1a. Physics: OpenAlex indicators of academics, publications 2012-2025 (design A). Cells give mean (SD) [median]. Departments ordered by mean h.

Department (Univ.)	N	TRS	Publications mean (SD)	Citations mean (SD)	h mean (SD) [median]	Mean i10	Mean m
Department of Physics (UThessaly)	8	12	230.5 (534.2)	12,965.5 (35,029.3)	26.4 (47.5) [8.0]	148.2	2.010
Department of Physics (UPatras)	20	23	68.5 (65.7)	1,238.1 (1,140.6)	16.2 (9.4) [16.5]	26.1	1.162
Department of Physics (UoI)	46	57	64.4 (51.3)	1,384.3 (1,925.0)	14.9 (10.5) [13.5]	23.0	1.055
School of Physics (AUTH)	40	51	76.5 (86.1)	1,405.5 (2,062.6)	14.8 (12.1) [13.5]	26.4	1.095
Department of Physics (NKUA)	42	58	81.0 (93.2)	1,383.3 (2,277.3)	14.8 (13.4) [15.0]	27.0	1.203
Department of Physics (UoC)	14	21	61.5 (62.7)	1,334.6 (1,598.2)	13.8 (11.7) [13.5]	23.6	1.124
Department of Physics (Kavala) (DUTH)	10	12	20.0 (16.7)	142.5 (176.0)	5.5 (3.9) [5.0]	4.2	0.482

Table C1b. Chemistry: OpenAlex indicators of academics, publications 2012-2025 (design A). Cells give mean (SD) [median]. Departments ordered by mean h.

Department (Univ.)	N	TRS	Publications mean (SD)	Citations mean (SD)	h mean (SD) [median]	Mean i10	Mean m
School of Chemistry (AUTH)	25	60	120.4 (161.7)	3,670.3 (7,623.2)	24.5 (19.6) [20.0]	63.9	1.718

Department (Univ.)	N	TRS	Publications mean (SD)	Citations mean (SD)	h mean (SD) [median]	Mean i10	Mean m
Department of Chemistry (UoI)	21	34	79.0 (75.2)	1,961.1 (2,224.6)	18.9 (13.1) [17.0]	36.9	1.311
Department of Chemistry (NKUA)	31	46	91.4 (86.1)	1,759.4 (1,884.9)	18.6 (13.7) [18.0]	37.0	1.336
Department of Chemistry (UPatras)	24	32	57.9 (59.6)	1,980.7 (2,874.5)	15.7 (12.1) [15.0]	25.7	1.166
Department of Chemistry (Kavala) (DUTH)	18	18	54.2 (94.7)	1,841.2 (5,328.0)	13.8 (19.9) [6.5]	26.9	1.049
Department of Chemistry (UoC)	16	22	51.4 (75.6)	1,365.3 (2,186.4)	12.6 (12.2) [10.5]	19.1	1.098

Table C1c. Mathematics: OpenAlex indicators of academics, publications 2012-2025 (design A). Cells give mean (SD) [median]. Departments ordered by mean h.

Department (Univ.)	N	TRS	Publications mean (SD)	Citations mean (SD)	h mean (SD) [median]	Mean i10	Mean m
Department of Mathematics (AUTH)	18	22	35.6 (32.5)	567.9 (1,459.4)	7.2 (6.9) [6.0]	7.3	0.522
Department of Mathematics (NKUA)	23	45	27.1 (15.9)	183.1 (180.5)	6.3 (3.5) [6.0]	5.2	0.462
Department of Mathematics (UoI)	15	23	35.3 (24.7)	235.0 (335.1)	6.3 (5.6) [5.0]	6.3	0.466
Department of Mathematics (UThessaly)	6	8	20.0 (25.9)	327.3 (529.6)	5.5 (6.5) [3.5]	6.7	0.505
Department of Mathematics (UPatras)	16	26	27.4 (18.2)	207.9 (393.3)	5.4 (4.1) [4.0]	4.8	0.425
Department of Mathematics (UAegean)	6	15	18.7 (12.8)	202.0 (226.2)	5.3 (3.3) [6.0]	4.3	0.417
Department of Mathematics and Applied Mathematics (UoC)	32	34	26.5 (32.8)	254.4 (561.0)	5.2 (6.0) [3.5]	5.6	0.385
Department of Mathematics (UoWM)	5	7	23.0 (24.1)	199.2 (360.2)	5.0 (3.7) [4.0]	3.4	0.405

Table C1d. Statistics and actuarial science: OpenAlex indicators of academics, publications 2012-2025 (design A). Cells give mean (SD) [median]. Departments ordered by mean h.

Department (Univ.)	N	TRS	Publications mean (SD)	Citations mean (SD)	h mean (SD) [median]	Mean i10	Mean m
Department of Statistics and Insurance Science (UNIPI)	15	20	41.7 (34.6)	376.9 (621.7)	7.6 (5.7) [8.0]	8.9	0.596
Department of Statistics (AUEB)	13	22	29.0 (21.4)	311.5 (271.9)	7.4 (3.8) [8.0]	7.3	0.614
Department of Statistics and Insurance Science (UoWM)	4	4	25.5 (15.0)	297.5 (277.2)	7.0 (4.2) [7.0]	7.0	0.540
Department of Statistics and Actuarial-Financial Mathematics (UAegean)	17	22	29.3 (39.0)	280.8 (654.4)	5.8 (7.1) [4.0]	7.0	0.482

Table C1e. Geosciences (geology, geography and marine sciences): OpenAlex indicators of academics, publications 2012-2025 (design A). Cells give mean (SD) [median]. Departments ordered by mean h.

Department (Univ.)	N	TRS	Publications mean (SD)	Citations mean (SD)	h mean (SD) [median]	Mean i10	Mean m
Department of Geology (UPatras)	16	19	68.2 (59.1)	1,132.7 (1,173.4)	14.7 (10.1) [16.5]	24.4	1.054
Department of Geography (UAegean)	14	20	49.0 (38.2)	1,083.4 (1,353.2)	14.1 (11.1) [12.0]	20.6	0.996
School of Geology (AUTH)	17	34	69.1 (64.9)	1,323.5 (1,777.4)	14.1 (11.8) [15.0]	21.4	1.090
Department of Marine Sciences (UAegean)	14	23	48.0 (68.9)	1,462.6 (3,416.2)	12.4 (15.5) [8.5]	21.4	0.866
Department of Geology and Geoenvironment (NKUA)	30	39	68.2 (83.7)	897.9 (1,057.6)	12.4 (10.7) [11.5]	23.1	0.992
Department of Geography (HUA)	15	20	43.7 (50.1)	720.9 (1,278.1)	10.1 (8.5) [10.0]	14.5	0.752

Table C1f. Materials science: OpenAlex indicators of academics, publications 2012-2025 (design A). Cells give mean (SD) [median]. Departments ordered by mean h.

Department (Univ.)	N	TRS	Publications mean (SD)	Citations mean (SD)	h mean (SD) [median]	Mean i10	Mean m
Department of Materials Science and Technology (UoC)	15	21	83.7 (63.0)	1,993.3 (1,559.9)	19.9 (11.8) [19.0]	36.1	1.338

Table C1g. General science and technology (HOU): OpenAlex indicators of academics, publications 2012-2025 (design A). Cells give mean (SD) [median]. Departments ordered by mean h.

Department (Univ.)	N	TRS	Publications mean (SD)	Citations mean (SD)	h mean (SD) [median]	Mean i10	Mean m
School of Science and Technology (HOU)	12	15	48.2 (49.1)	800.1 (895.3)	11.7 (9.2) [11.0]	16.2	0.865

Table C2a. Physics: OpenAlex documents 2012-2025 per department (design B). Ordered by citations per TRS member.

Department (Univ.)	TRS	No profile	Papers	Citations	Papers/ TRS	Cit./TRS	Cit./paper	Rank cit/TRS (area)	Rank cit/paper (area)	Rank in univ.
Department of Physics (UThessaly)	12	4	1807	102801	150.58	8,566.75	56.89	1	1	1
Department of Physics (UoI)	57	11	2834	61354	49.72	1,076.39	21.65	2	2	2
Department of Physics (UPatras)	23	3	1353	24365	58.83	1,059.35	18.01	3	5	1
School of Physics (AUTH)	51	11	2868	53664	56.24	1,052.24	18.71	4	4	2

Department (Univ.)	TRS	No profile	Papers	Citations	Papers/ TRS	Cit./TRS	Cit./paper	Rank cit/TRS (area)	Rank cit/paper (area)	Rank in univ.
Department of Physics (NKUA)	58	16	3130	54997	53.97	948.22	17.57	5	6	2
Department of Physics (UoC)	21	7	850	18241	40.48	868.62	21.46	6	3	3
Department of Physics (Kavala) (DUTH)	12	2	197	1415	16.42	117.92	7.18	7	7	2

Table C2b. Chemistry: OpenAlex documents 2012-2025 per department (design B). Ordered by citations per TRS member.

Department (Univ.)	TRS	No profile	Papers	Citations	Papers/ TRS	Cit./TRS	Cit./paper	Rank cit/TRS (area)	Rank cit/paper (area)	Rank in univ.
Department of Chemistry (Kavala) (DUTH)	18	0	876	30891	48.67	1,716.17	35.26	1	1	1
School of Chemistry (AUTH)	60	35	2806	86437	46.77	1,440.62	30.80	2	2	1
Department of Chemistry (UoI)	34	13	1606	40698	47.24	1,197.00	25.34	3	5	1
Department of Chemistry (NKUA)	46	15	2619	50562	56.93	1,099.17	19.31	4	6	1
Department of Chemistry (UoC)	22	6	780	20694	35.45	940.64	26.53	5	3	2
Department of Chemistry (UPatras)	32	8	1137	29554	35.53	923.56	25.99	6	4	2

Table C2c. Mathematics: OpenAlex documents 2012-2025 per department (design B). Ordered by citations per TRS member.

Department (Univ.)	TRS	No profile	Papers	Citations	Papers/ TRS	Cit./TRS	Cit./paper	Rank cit/TRS (area)	Rank cit/paper (area)	Rank in univ.
Department of Mathematics (AUTH)	22	4	637	10220	28.95	464.55	16.04	1	2	4
Department of Mathematics (UThessaly)	8	2	119	1964	14.88	245.50	16.50	2	1	2
Department of Mathematics and Applied Mathematics (UoC)	34	2	823	8080	24.21	237.65	9.82	3	4	4
Department of Mathematics (UoI)	23	8	526	3521	22.87	153.09	6.69	4	7	3
Department of Mathematics (UoWM)	7	2	115	996	16.43	142.29	8.66	5	5	2
Department of Mathematics (UPatras)	26	10	438	3327	16.85	127.96	7.60	6	6	4
Department of Mathematics (NKUA)	45	22	605	4038	13.44	89.73	6.67	7	8	4
Department of Mathematics (UAegean)	15	9	112	1212	7.47	80.80	10.82	8	3	4

Table C2d. Statistics and actuarial science: OpenAlex documents 2012-2025 per department (design B). Ordered by citations per TRS member.

Department (Univ.)	TRS	No profile	Papers	Citations	Papers/ TRS	Cit./TRS	Cit./paper	Rank cit/TRS (area)	Rank cit/paper (area)	Rank in univ.
Department of Statistics and Insurance Science (UoWM)	4	0	102	1190	25.50	297.50	11.67	1	1	1
Department of Statistics and Insurance Science (UNIPI)	20	5	624	5654	31.20	282.70	9.06	2	4	1
Department of Statistics and Actuarial-Financial Mathematics (UAegean)	22	5	492	4733	22.36	215.14	9.62	3	3	3
Department of Statistics (AUEB)	22	9	376	4050	17.09	184.09	10.77	4	2	1

Table C2e. Geosciences (geology, geography and marine sciences): OpenAlex documents 2012-2025 per department (design B). Ordered by citations per TRS member.

Department (Univ.)	TRS	No profile	Papers	Citations	Papers/ TRS	Cit./TRS	Cit./paper	Rank cit/TRS (area)	Rank cit/paper (area)	Rank in univ.
Department of Geology (UPatras)	19	3	1015	17128	53.42	901.47	16.87	1	5	3
Department of Marine Sciences (UAegean)	23	9	645	19807	28.04	861.17	30.71	2	1	1
Department of Geology and Geoenvironment (NKUA)	39	9	1941	25936	49.77	665.03	13.36	3	6	3
Department of Geography (UAegean)	20	6	599	13112	29.95	655.60	21.89	4	2	2
School of Geology (AUTH)	34	17	1021	18802	30.03	553.00	18.42	5	3	3
Department of Geography (HUA)	20	5	616	10477	30.80	523.85	17.01	6	4	1

Table C2f. Materials science: OpenAlex documents 2012-2025 per department (design B). Ordered by citations per TRS member.

Department (Univ.)	TRS	No profile	Papers	Citations	Papers/ TRS	Cit./TRS	Cit./paper	Rank cit/TRS (area)	Rank cit/paper (area)	Rank in univ.
Department of Materials Science and Technology (UoC)	21	6	1165	27655	55.48	1,316.90	23.74	1	1	1

Table C2g. General science and technology (HOU): OpenAlex documents 2012-2025 per department (design B). Ordered by citations per TRS member.

Department (Univ.)	TRS	No profile	Papers	Citations	Papers/ TRS	Cit./TRS	Cit./paper	Rank cit/TRS (area)	Rank cit/paper (area)	Rank in univ.
School of Science and Technology (HOU)	15	3	553	9117	36.87	607.80	16.49	1	1	1

Table C3a. Physics: top-20 academics by OpenAlex h-index, publications 2012-2025 (design A).

Academic	Department (Univ.)	h	i10	Cites	Pubs	Rank h d/u/a/all	Comp. (area)	Lifetime h / i10 / cites	Conf.
Bachas Kostantinos	Department of Physics (UThessaly)	142	1,079	99,641	1,549	1/1/1/1	1.0	142 / 1,079 / 99,641	H
Mertzimekis Theodoros	Department of Physics (NKUA)	69	166	13,825	337	1/1/2/5	2.5	69 / 166 / 13,825	H
Volos Christos	School of Physics (AUTH)	56	174	9,565	358	1/3/3/7	3.3	56 / 174 / 9,565	H
Tzounis Lazaros	Department of Physics (UoI)	50	94	6,375	118	1/1/4/8	6.6	50 / 94 / 6,375	H
Stergioulas Nikolaos	School of Physics (AUTH)	44	87	7,092	198	2/4/5/13	6.1	44 / 87 / 7,092	H
Vellidis Konstantinos	Department of Physics (NKUA)	39	106	4,968	290	2/4/6/18	7.7	39 / 106 / 4,968	H
Floudas Georgios	Department of Physics (UoI)	37	100	4,002	171	2/5/7/20	10.1	37 / 100 / 4,002	H
Stavroulas Iason	Department of Physics (UoI)	37	56	3,995	141	2/5/7/20	11.3	37 / 56 / 3,995	M
Goudos Sotirios	School of Physics (AUTH)	36	116	5,916	341	3/7/9/23	6.0	36 / 116 / 5,916	H
Charmandaris Vasilis	Department of Physics (UoC)	33	75	5,148	168	1/4/10/31	10.8	33 / 75 / 5,148	H
Dimitrakopoulos Georgios	School of Physics (AUTH)	33	88	4,151	293	4/9/10/31	9.0	33 / 88 / 4,151	M
Psychalinos Konstantinos	Department of Physics (UPatras)	33	106	3,970	297	1/2/10/31	8.9	33 / 106 / 3,970	H
Saoulidou Niki	Department of Physics (NKUA)	32	95	3,843	403	3/8/13/37	4.7	32 / 95 / 3,843	H
Kazantzidis Andreas	Department of Physics (UPatras)	32	64	3,032	155	2/4/13/37	16.4	32 / 64 / 3,032	H
Perivolaropoulos Leandros	Department of Physics (UoI)	31	56	5,628	150	4/8/15/41	12.4	31 / 56 / 5,628	H
Makris Konstantinos	Department of Physics (UoC)	31	68	3,819	126	2/6/15/41	18.1	31 / 68 / 3,819	H
Tassis Konstantinos	Department of Physics (UoC)	30	67	3,172	184	3/9/17/50	15.6	30 / 67 / 3,172	H
Bourlinos Athanasios	Department of Physics (UoI)	29	58	9,941	88	5/9/18/58	7.3	29 / 58 / 9,941	H
Frantzeskakis Dimitrios	Department of Physics (NKUA)	29	71	3,183	217	4/14/18/58	14.4	29 / 71 / 3,183	H
Papadopoulos Periklis	Department of Physics (UoI)	28	38	3,313	53	6/10/20/60	24.8	28 / 38 / 3,313	H

Table C3b. Chemistry: top-20 academics by OpenAlex h-index, publications 2012-2025 (design A).

Academic	Department (Univ.)	h	i10	Cites	Pubs	Rank h d/u/a/all	Comp. (area)	Lifetime h / i10 / cites	Conf.
Nikolaos Papadopoulos	School of Chemistry (AUTH)	86	396	33,637	732	1/1/1/2	1.0	86 / 396 / 33,637	H
Kyzas Georgios	Department of Chemistry (Kavala) (DUTH)	86	273	22,987	413	1/1/1/2	1.6	86 / 273 / 22,987	H
Dimitrios Bikiaris	School of Chemistry (AUTH)	75	379	22,195	510	2/2/3/4	2.6	75 / 379 / 22,195	H
Karamanos Nikos	Department of Chemistry (UPatras)	49	113	11,788	172	1/1/4/9	5.2	49 / 113 / 11,788	H
Konstantinou Ioannis	Department of Chemistry (UoI)	49	138	7,420	192	1/2/4/9	6.4	49 / 138 / 7,420	H
Lianidou Evi	Department of Chemistry (NKUA)	49	114	6,371	322	1/2/4/9	4.8	49 / 114 / 6,371	H
Kokotos Christoforos	Department of Chemistry (NKUA)	46	106	5,709	170	2/3/7/12	10.2	46 / 106 / 5,709	H
Konstantinos Triantafyllidis	School of Chemistry (AUTH)	44	94	6,104	147	3/4/8/13	10.6	44 / 94 / 6,104	H
Kanakidou Maria	Department of Chemistry (UoC)	41	70	7,784	292	1/1/9/15	6.8	41 / 70 / 7,784	H
Vlachos Konstantinos	Department of Chemistry (UoI)	41	122	5,937	300	2/3/9/15	7.3	41 / 122 / 5,937	H
Terzopoulou Zoi	Department of Chemistry (UoI)	41	99	5,328	152	2/3/9/15	13.2	41 / 99 / 5,328	H
Margaritis Kostoglou	School of Chemistry (AUTH)	39	121	5,540	231	4/6/12/18	11.8	39 / 121 / 5,540	H
Proestos Charalampos	Department of Chemistry (NKUA)	36	120	5,649	256	3/5/13/23	10.1	36 / 120 / 5,649	H
Tzakos Andreas	Department of Chemistry (UoI)	35	108	4,609	204	4/7/14/26	14.0	35 / 108 / 4,609	H
Markou Athina	Department of Chemistry (NKUA)	35	81	3,910	168	4/7/14/26	17.1	35 / 81 / 3,910	H
Theocharis Achilleas	Department of Chemistry (UPatras)	33	50	8,119	67	2/2/16/31	10.6	33 / 50 / 8,119	H
Valdramidis Vasilis	Department of Chemistry (NKUA)	32	75	4,142	169	5/8/17/37	17.8	32 / 75 / 4,142	H
Kanaras Antonios	Department of Chemistry (NKUA)	31	51	4,425	110	6/10/18/41	21.0	31 / 51 / 4,425	H
Piperigkou Zoi	Department of Chemistry (UPatras)	31	48	4,238	74	3/6/18/41	23.8	31 / 48 / 4,238	H
Mavromoustakos Thomas	Department of Chemistry (NKUA)	31	96	3,010	205	6/10/18/41	15.9	31 / 96 / 3,010	H

Table C3c. Mathematics: top-20 academics by OpenAlex h-index, publications 2012-2025 (design A).

Academic	Department (Univ.)	h	i10	Cites	Pubs	Rank h d/u/a/all	Comp. (area)	Lifetime h / i10 / cites	Conf.
Papadopoulou Alexandra	Department of Mathematics (AUTH)	30	45	5,867	91	1/12/1/50	1.3	30 / 45 / 5,867	H
Harmandaris Vagelis	Department of Mathematics and Applied Mathematics (UoC)	28	60	2,559	159	1/11/2/60	1.6	28 / 60 / 2,559	H
Fotiadis Anestis	Department of Mathematics (AUTH)	20	44	2,701	139	2/25/3/130	2.2	20 / 44 / 2,701	H
Efremidis Nikolaos	Department of Mathematics and Applied Mathematics (UoC)	20	33	1,829	88	2/16/3/130	3.6	20 / 33 / 1,829	H
Kontou Panagiota	Department of Mathematics (UThessaly)	18	32	1,311	69	1/4/5/156	6.3	18 / 32 / 1,311	H
Skouri Konstantina	Department of Mathematics (UoI)	18	21	916	42	1/21/5/156	8.5	18 / 21 / 916	H
Xenos Michail	Department of Mathematics (UoI)	17	28	1,119	72	2/24/7/168	7.6	17 / 28 / 1,119	H
Arampatzis George	Department of Mathematics and Applied Mathematics (UoC)	16	28	1,160	81	3/23/8/192	6.4	16 / 28 / 1,160	H
Megaritis Athanasios	Department of Mathematics (UPatras)	15	24	1,569	55	1/32/9/205	7.8	15 / 24 / 1,569	H

Academic	Department (Univ.)	h	i10	Cites	Pubs	Rank h d/u/a/all	Comp. (area)	Lifetime h / i10 / cites	Conf.
Chalikias Georgios	Department of Mathematics (NKUA)	15	19	831	54	1/51/9/205	11.2	15 / 19 / 831	M
Raptopoulos Christoforos	Department of Mathematics (UPatras)	14	21	589	63	2/36/11/225	11.3	14 / 21 / 589	H
Dokas Ioannis	Department of Mathematics (NKUA)	12	13	440	37	2/63/12/263	17.4	12 / 13 / 440	H
Kalogiratou Zacharoula	Department of Mathematics (UoWM)	11	14	842	64	1/2/13/280	10.8	11 / 14 / 842	H
Dimitriou Ioannis	Department of Mathematics (UoI)	11	13	350	75	3/47/13/280	11.1	11 / 13 / 350	H
Kakariadis Evgenios	Department of Mathematics (NKUA)	11	12	295	62	3/65/13/280	14.7	11 / 12 / 295	H
Gkikas Konstantinos	Department of Mathematics (UAegean)	10	10	450	35	1/15/16/300	19.1	10 / 10 / 450	M
Frantzikinakis Nikos	Department of Mathematics and Applied Mathematics (UoC)	10	10	361	57	4/31/16/300	15.6	10 / 10 / 361	H
Batsidis Apostolos	Department of Mathematics (UoI)	10	10	229	36	4/50/16/300	23.3	10 / 10 / 229	H
Komineas Stavros	Department of Mathematics and Applied Mathematics (UoC)	9	9	448	52	5/35/19/316	16.9	9 / 9 / 448	H
Karali Georgia	Department of Mathematics (NKUA)	9	8	281	33	4/72/19/316	25.1	9 / 8 / 281	H

Table C3d. Statistics and actuarial science: top-20 academics by OpenAlex h-index, publications 2012-2025 (design A).

Academic	Department (Univ.)	h	i10	Cites	Pubs	Rank h d/u/a/all	Comp. (area)	Lifetime h / i10 / cites	Conf.
Konstantinidis Dimitrios	Department of Statistics and Actuarial-Financial Mathematics (UAegean)	31	71	2,768	158	1/3/1/41	1.0	31 / 71 / 2,768	M
Pelekis Nikolaos	Department of Statistics and Insurance Science (UNIPI)	22	42	2,510	107	1/1/2/107	2.2	22 / 42 / 2,510	H
Tsiamyrtzis Panagiotis	Department of Statistics (AUEB)	14	19	887	72	1/1/3/225	3.5	14 / 19 / 887	H
Rakitzis Athanasios	Department of Statistics and Insurance Science (UNIPI)	13	20	546	56	2/2/4/244	5.7	13 / 20 / 546	H
Mallidis Ioannis	Department of Statistics and Insurance Science (UoWM)	12	14	700	33	1/1/5/263	6.5	12 / 14 / 700	H
Papagiannis Georgios	Department of Statistics and Insurance Science (UNIPI)	12	17	517	52	3/3/5/263	6.8	12 / 17 / 517	M
Dimitrakos Theodosios	Department of Statistics (AUEB)	11	13	428	66	2/2/7/280	8.2	11 / 13 / 428	M
Verropoulou Georgia	Department of Statistics and Insurance Science (UNIPI)	11	13	398	50	4/4/7/280	9.5	11 / 13 / 398	H
Triantafyllou Ioannis	Department of Statistics and Insurance Science (UNIPI)	11	14	371	68	4/4/7/280	8.3	11 / 14 / 371	H
Giannakopoulos Athanasios	Department of Statistics (AUEB)	10	10	501	43	3/3/10/300	9.7	10 / 10 / 501	M
Katsampoxakis Ioannis	Department of Statistics and Actuarial-Financial Mathematics (UAegean)	10	10	341	22	2/15/10/300	14.5	10 / 10 / 341	H
Thomadakis Christos	Department of Statistics (AUEB)	9	9	733	18	4/4/12/316	8.2	9 / 9 / 733	H
Karagrigoriou Alexandros	Department of Statistics and Insurance Science (UNIPI)	9	9	403	116	6/6/12/316	4.4	9 / 9 / 403	H
Vrontos Ioannis	Department of Statistics (AUEB)	9	8	329	25	4/4/12/316	16.3	9 / 8 / 329	H
Papastamoulis Panagiotis	Department of Statistics (AUEB)	9	9	261	34	4/4/12/316	14.8	9 / 9 / 261	H
Milionis Alexandros	Department of Statistics and Actuarial-Financial Mathematics (UAegean)	9	8	240	18	3/18/12/316	18.3	9 / 8 / 240	H
Perrakis Konstantinos	Department of Statistics (AUEB)	8	8	359	30	7/7/17/337	16.4	8 / 8 / 359	H
Androulakis Emmanouil	Department of Statistics and Insurance Science (UNIPI)	8	6	336	27	7/7/17/337	17.8	8 / 6 / 336	H
Psarrakos Georgios	Department of Statistics and Insurance Science (UNIPI)	8	7	271	28	7/7/17/337	18.3	8 / 7 / 271	H
Karlis Dimitrios	Department of Statistics (AUEB)	8	8	231	27	7/7/17/337	19.8	8 / 8 / 231	H

Table C3e. Geosciences (geology, geography and marine sciences): top-20 academics by OpenAlex h-index, publications 2012-2025 (design A).

Academic	Department (Univ.)	h	i10	Cites	Pubs	Rank h d/u/a/all	Comp. (area)	Lifetime h / i10 / cites	Conf.
Katsanevakis Stelios	Department of Marine Sciences (UAegean)	59	162	12,976	262	1/1/1/6	1.2	59 / 162 / 12,976	H
Nomikou Paraskevi	Department of Geology and Geoenvironment (NKUA)	36	97	3,910	332	1/5/2/23	1.8	36 / 97 / 3,910	H
Nerantzis Kazakis	School of Geology (AUTH)	35	54	5,505	100	1/8/3/26	3.4	35 / 54 / 5,505	H
Petanidou Theodora	Department of Geography (UAegean)	35	69	4,613	134	1/2/3/26	4.8	35 / 69 / 4,613	H
Prodromos Zanis	School of Geology (AUTH)	33	62	4,014	233	2/9/5/31	5.3	33 / 62 / 4,014	H
Christodoulou Dimitrios	Department of Geology (UPatras)	32	80	3,984	236	1/4/6/37	5.4	32 / 80 / 3,984	M
Eleni Katragkou	School of Geology (AUTH)	30	50	4,660	180	3/12/7/50	5.6	30 / 50 / 4,660	H
Bathrellos Georgios	Department of Geology (UPatras)	30	41	3,141	64	2/7/7/50	10.8	30 / 41 / 3,141	H
Vallianatos Filippos	Department of Geology and Geoenvironment (NKUA)	30	86	2,855	259	2/12/7/50	5.3	30 / 86 / 2,855	H
Kontakiotis Georgios	Department of Geology and Geoenvironment (NKUA)	30	82	2,537	167	2/12/7/50	9.1	30 / 82 / 2,537	H
Diakakis Michalis	Department of Geology and Geoenvironment (NKUA)	28	50	2,515	96	4/15/11/60	14.3	28 / 50 / 2,515	H
Kizos Athanasios	Department of Geography (UAegean)	28	45	2,465	96	2/4/11/60	14.9	28 / 45 / 2,465	H
Korres Georgios	Department of Geography (UAegean)	27	44	2,472	79	3/5/13/68	17.2	27 / 44 / 2,472	M

Academic	Department (Univ.)	h	i10	Cites	Pubs	Rank h d/u/a/all	Comp. (area)	Lifetime h / i10 / cites	Conf.
Tscheulin Thomas	Department of Geography (UAegean)	27	36	2,119	70	3/5/13/68	18.8	27 / 36 / 2,119	H
Drakou Evangelia	Department of Geography (HUA)	26	34	4,929	68	1/1/15/76	7.0	26 / 34 / 4,929	H
Topouzelis Konstantinos N.	Department of Marine Sciences (UAegean)	26	35	2,914	96	2/7/15/76	14.0	26 / 35 / 2,914	H
Konstantinos Voudouris	School of Geology (AUTH)	26	43	2,672	89	4/18/15/76	16.0	26 / 43 / 2,672	H
Chalkias Christos	Department of Geography (HUA)	24	48	1,834	106	2/2/18/88	17.7	24 / 48 / 1,834	H
Voudouris Panagiotis	Department of Geology and Geoenvironment (NKUA)	23	69	2,163	203	5/24/19/97	10.8	23 / 69 / 2,163	H
Kouli Katerina	Department of Geology and Geoenvironment (NKUA)	23	39	2,082	105	5/24/19/97	17.9	23 / 39 / 2,082	H

Table C3f. Materials science: top-20 academics by OpenAlex h-index, publications 2012-2025 (design A).

Academic	Department (Univ.)	h	i10	Cites	Pubs	Rank h d/u/a/all	Comp. (area)	Lifetime h / i10 / cites	Conf.
Armatas Gerasimos	Department of Materials Science and Technology (UoC)	37	78	4,480	147	1/2/1/20	1.3	37 / 78 / 4,480	H
Vlassopoulos Dimitris	Department of Materials Science and Technology (UoC)	35	96	4,041	168	2/3/2/26	2.2	35 / 96 / 4,041	H
Kafesaki Maria	Department of Materials Science and Technology (UoC)	33	70	4,380	205	3/4/3/31	1.6	33 / 70 / 4,380	H
Tzortzakis Stelios	Department of Materials Science and Technology (UoC)	31	58	3,797	155	4/6/4/41	3.6	31 / 58 / 3,797	H
Vamvakaki Maria	Department of Materials Science and Technology (UoC)	31	51	3,055	116	4/6/4/41	4.6	31 / 51 / 3,055	H
Glynos Emmanouil	Department of Materials Science and Technology (UoC)	22	37	1,898	66	6/14/6/107	7.1	22 / 37 / 1,898	H
Mitraki Anna	Department of Materials Science and Technology (UoC)	21	32	1,286	68	7/15/7/115	7.6	21 / 32 / 1,286	H
Papazoglou Dimitris	Department of Materials Science and Technology (UoC)	19	29	1,961	94	8/17/8/141	6.5	19 / 29 / 1,961	H
Fyta Maria	Department of Materials Science and Technology (UoC)	19	33	1,246	94	8/17/8/141	7.4	19 / 33 / 1,246	H
Velonia Kelly	Department of Materials Science and Technology (UoC)	18	19	1,139	36	10/21/10/156	10.3	18 / 19 / 1,139	H
Remediakis Giannis	Department of Materials Science and Technology (UoC)	12	17	919	43	11/27/11/263	10.9	12 / 17 / 919	H
Filippidi Emmanouela	Department of Materials Science and Technology (UoC)	10	10	1,094	26	12/31/12/300	11.6	10 / 10 / 1,094	H
Tzeranis Dimitrios	Department of Materials Science and Technology (UoC)	10	10	580	24	12/31/12/300	12.6	10 / 10 / 580	H
Pelekanos Nikos	Department of Materials Science and Technology (UoC)	1	1	23	12	14/60/14/524	14.0	1 / 1 / 23	M
Petekidis Giorgos	Department of Materials Science and Technology (UoC)	0	0	0	1	15/70/15/566	15.0	0 / 0 / 0	M

Table C3g. General science and technology (HOU): top-20 academics by OpenAlex h-index, publications 2012-2025 (design A).

Academic	Department (Univ.)	h	i10	Cites	Pubs	Rank h d/u/a/all	Comp. (area)	Lifetime h / i10 / cites	Conf.
Kalavrouziotis Ioannis	School of Science and Technology (HOU)	26	40	1,849	105	1/1/1/76	1.6	26 / 40 / 1,849	H
Bourikas Kyriakos	School of Science and Technology (HOU)	23	41	2,396	59	2/2/2/97	1.6	23 / 41 / 2,396	H
Kokkinos Petros	School of Science and Technology (HOU)	22	31	2,058	54	3/3/3/107	2.8	22 / 31 / 2,058	H
Kalles Dimitrios	School of Science and Technology (HOU)	19	35	1,479	172	4/4/4/141	2.0	19 / 35 / 1,479	H
Balomenos Georgios	School of Science and Technology (HOU)	14	17	536	48	5/5/5/225	5.6	14 / 17 / 536	H
Sgourou Argyro	School of Science and Technology (HOU)	13	18	508	53	6/6/6/244	5.9	13 / 18 / 508	H
Chatzigeorgiou Georgios	School of Science and Technology (HOU)	9	9	599	33	7/7/7/316	6.2	9 / 9 / 599	M
Protopapas Eleftherios	School of Science and Technology (HOU)	6	3	97	27	8/8/8/386	8.0	6 / 3 / 97	H
Leisos Antonios	School of Science and Technology (HOU)	4	1	59	19	9/9/9/435	9.0	4 / 1 / 59	M
Kameas Achilleas	School of Science and Technology (HOU)	2	0	11	4	10/10/10/495	10.0	2 / 0 / 11	H
Spella Magdalini	School of Science and Technology (HOU)	1	0	8	3	11/11/11/524	11.0	1 / 0 / 8	M
Chatzinikolaou Maria	School of Science and Technology (HOU)	1	0	1	1	11/11/11/524	11.6	1 / 0 / 1	M

Appendix D. Semantic Scholar: complete results of designs A and B, publications 2012-2025

This appendix reports Semantic Scholar in full, with the same definitions, windows and ranking rules as the Google Scholar results of Section 5, so that every department and area can be read under a second source with its own coverage (Section 3C). Table D1 gives the design-A department statistics per area, Table D2 the design-B department indicators, and Table D3 the top-20 academics per area by the Semantic Scholar 2012-2025 h-index.

Table D1a. Physics: Semantic Scholar indicators of academics, publications 2012-2025 (design A). Cells give mean (SD) [median]. Departments ordered by mean h.

Department (Univ.)	N	TRS	Publications mean (SD)	Citations mean (SD)	h mean (SD) [median]	Mean i10	Mean m
School of Physics (AUTH)	46	51	74.3 (107.8)	1,430.4 (2,408.8)	14.4 (12.2) [12.0]	27.3	0.583
Department of Physics (UoI)	49	57	51.6 (65.6)	1,284.5 (2,748.2)	12.8 (13.6) [9.0]	20.6	0.440
Department of Physics (UoC)	17	21	53.2 (56.3)	949.4 (904.0)	12.2 (8.1) [14.0]	19.4	0.507
Department of Physics (UPatras)	20	23	36.5 (26.4)	919.3 (1,148.7)	11.9 (8.3) [12.5]	16.2	0.645
Department of Physics (NKUA)	46	58	46.4 (43.5)	720.5 (815.8)	10.5 (8.7) [11.0]	15.8	0.413
Department of Physics (UThessaly)	9	12	25.2 (38.4)	407.6 (689.4)	6.6 (9.5) [2.0]	9.0	0.292
Department of Physics (Kavala) (DUTH)	12	12	9.6 (16.0)	66.7 (141.0)	2.5 (3.3) [1.0]	1.8	0.176

Table D1b. Chemistry: Semantic Scholar indicators of academics, publications 2012-2025 (design A). Cells give mean (SD) [median]. Departments ordered by mean h.

Department (Univ.)	N	TRS	Publications mean (SD)	Citations mean (SD)	h mean (SD) [median]	Mean i10	Mean m
Department of Chemistry (NKUA)	34	46	47.4 (53.1)	934.5 (1,274.8)	12.3 (10.9) [10.0]	22.6	0.510
Department of Chemistry (UPatras)	29	32	35.4 (41.8)	1,285.9 (2,339.6)	11.3 (11.3) [9.0]	18.3	0.480
Department of Chemistry (UoC)	20	22	31.6 (39.0)	870.1 (1,464.9)	10.3 (10.6) [7.0]	15.1	0.397
Department of Chemistry (UoI)	26	34	36.1 (45.2)	800.9 (1,342.7)	10.3 (10.1) [7.0]	16.8	0.478
Department of Chemistry (Kavala) (DUTH)	18	18	34.7 (37.2)	727.4 (958.0)	10.1 (9.2) [6.5]	14.8	0.593
School of Chemistry (AUTH)	23	60	7.2 (11.9)	50.1 (139.0)	1.9 (3.6) [1.0]	1.6	0.113

Table D1c. Mathematics: Semantic Scholar indicators of academics, publications 2012-2025 (design A). Cells give mean (SD) [median]. Departments ordered by mean h.

Department (Univ.)	N	TRS	Publications mean (SD)	Citations mean (SD)	h mean (SD) [median]	Mean i10	Mean m
Department of Mathematics (AUTH)	21	22	28.9 (31.8)	533.1 (1,450.5)	8.1 (7.3) [7.0]	9.6	0.398
Department of Mathematics (UoI)	20	23	29.5 (39.2)	435.2 (1,144.5)	6.8 (7.6) [4.5]	9.1	0.395
Department of Mathematics (UPatras)	22	26	24.6 (37.4)	407.3 (1,368.2)	5.4 (6.9) [4.0]	6.7	0.281
Department of Mathematics (NKUA)	31	45	17.8 (17.1)	154.7 (236.0)	5.1 (4.8) [4.0]	4.5	0.282
Department of Mathematics and Applied Mathematics (UoC)	32	34	18.2 (16.8)	181.7 (347.9)	5.1 (4.3) [4.0]	4.6	0.252
Department of Mathematics (UoWM)	7	7	16.6 (18.6)	184.3 (340.8)	4.9 (4.0) [4.0]	3.7	0.319
Department of Mathematics (UThessaly)	8	8	15.8 (24.0)	174.8 (377.0)	4.6 (4.6) [3.5]	3.9	0.205
Department of Mathematics (UAegean)	9	15	9.2 (6.7)	76.4 (145.6)	3.1 (2.5) [2.0]	1.4	0.190

Table D1d. Statistics and actuarial science: Semantic Scholar indicators of academics, publications 2012-2025 (design A). Cells give mean (SD) [median]. Departments ordered by mean h.

Department (Univ.)	N	TRS	Publications mean (SD)	Citations mean (SD)	h mean (SD) [median]	Mean i10	Mean m
Department of Statistics (AUEB)	18	22	22.6 (17.8)	287.1 (304.4)	7.2 (4.3) [8.0]	7.0	0.308
Department of Statistics and Actuarial-Financial Mathematics (UAegean)	19	22	23.8 (20.8)	331.9 (568.8)	6.8 (5.8) [5.0]	6.7	0.453
Department of Statistics and Insurance Science (UNIPI)	16	20	15.4 (18.9)	106.1 (148.6)	3.9 (3.9) [3.0]	2.8	0.261
Department of Statistics and Insurance Science (UoWM)	4	4	10.0 (5.8)	91.2 (57.6)	3.2 (1.5) [3.0]	2.2	0.462

Table D1e. Geosciences (geology, geography and marine sciences): Semantic Scholar indicators of academics, publications 2012-2025 (design A). Cells give mean (SD) [median]. Departments ordered by mean h.

Department (Univ.)	N	TRS	Publications mean (SD)	Citations mean (SD)	h mean (SD) [median]	Mean i10	Mean m
Department of Geology and Geoenvironment (NKUA)	31	39	59.2 (60.6)	895.7 (971.8)	13.5 (9.5) [11.0]	22.4	0.632
Department of Marine Sciences (UAegean)	19	23	40.7 (52.1)	1,172.1 (2,679.1)	11.7 (12.8) [9.0]	19.9	0.479
Department of Geology (UPatras)	17	19	42.0 (46.4)	750.8 (1,101.9)	10.7 (10.4) [8.0]	17.1	0.539
Department of Geography (HUA)	18	20	26.7 (24.1)	506.7 (1,097.2)	8.6 (6.9) [9.5]	9.9	0.466
Department of Geography (UAegean)	18	20	25.2 (32.7)	517.2 (1,043.0)	8.4 (9.6) [6.5]	10.6	0.382
School of Geology (AUTH)	18	34	8.8 (17.9)	79.4 (270.1)	2.3 (4.2) [1.0]	1.7	0.141

Table D1f. Materials science: Semantic Scholar indicators of academics, publications 2012-2025 (design A). Cells give mean (SD) [median]. Departments ordered by mean h.

Department (Univ.)	N	TRS	Publications mean (SD)	Citations mean (SD)	h mean (SD) [median]	Mean i10	Mean m
Department of Materials Science and Technology (UoC)	18	21	46.2 (48.2)	1,129.7 (1,214.7)	14.0 (11.4) [10.0]	23.0	0.486

Table D1g. General science and technology (HOU): Semantic Scholar indicators of academics, publications 2012-2025 (design A). Cells give mean (SD) [median]. Departments ordered by mean h.

Department (Univ.)	N	TRS	Publications mean (SD)	Citations mean (SD)	h mean (SD) [median]	Mean i10	Mean m
School of Science and Technology (HOU)	14	15	66.4 (73.4)	854.8 (1,007.4)	12.1 (8.7) [13.0]	21.4	0.589

Table D2a. Physics: Semantic Scholar documents 2012-2025 per department (design B). Ordered by citations per TRS member.

Department (Univ.)	TRS	No profile	Papers	Citations	Papers/ TRS	Cit./TRS	Cit./paper	Rank cit/TRS (area)	Rank cit/paper (area)	Rank in univ.
Department of Physics (UoI)	57	8	2398	60949	42.07	1,069.28	25.42	1	1	1
School of Physics (AUTH)	51	5	2793	53975	54.76	1,058.33	19.33	2	3	1
Department of Physics (UPatras)	23	3	712	17863	30.96	776.65	25.09	3	2	1
Department of Physics (UoC)	21	4	902	16091	42.95	766.24	17.84	4	4	3
Department of Physics (NKUA)	58	12	1916	30517	33.03	526.16	15.93	5	5	3
Department of Physics (UThessaly)	12	3	187	2717	15.58	226.42	14.53	6	6	1
Department of Physics (Kavala) (DUTH)	12	0	108	784	9.00	65.33	7.26	7	7	2

Table D2b. Chemistry: Semantic Scholar documents 2012-2025 per department (design B). Ordered by citations per TRS member.

Department (Univ.)	TRS	No profile	Papers	Citations	Papers/ TRS	Cit./TRS	Cit./paper	Rank cit/TRS (area)	Rank cit/paper (area)	Rank in univ.
Department of Chemistry (UoC)	22	2	630	17330	28.64	787.73	27.51	1	1	2
Department of Chemistry (UPatras)	32	3	935	24501	29.22	765.66	26.20	2	2	2
Department of Chemistry (Kavala) (DUTH)	18	0	605	12929	33.61	718.28	21.37	3	4	1
Department of Chemistry (NKUA)	46	12	1572	31250	34.17	679.35	19.88	4	5	1
Department of Chemistry (UoI)	34	8	919	20607	27.03	606.09	22.42	5	3	2
School of Chemistry (AUTH)	60	37	165	1152	2.75	19.20	6.98	6	6	4

Table D2c. Mathematics: Semantic Scholar documents 2012-2025 per department (design B). Ordered by citations per TRS member.

Department (Univ.)	TRS	No profile	Papers	Citations	Papers/ TRS	Cit./TRS	Cit./paper	Rank cit/TRS (area)	Rank cit/paper (area)	Rank in univ.
Department of Mathematics (AUTH)	22	1	603	11195	27.41	508.86	18.57	1	1	2
Department of Mathematics (UoI)	23	3	588	8700	25.57	378.26	14.80	2	3	3
Department of Mathematics (UPatras)	26	4	531	8960	20.42	344.62	16.87	3	2	4
Department of Mathematics (UoWM)	7	0	116	1290	16.57	184.29	11.12	4	4	1
Department of Mathematics (UThessaly)	8	0	126	1398	15.75	174.75	11.10	5	5	2
Department of Mathematics and Applied Mathematics (UoC)	34	2	555	5710	16.32	167.94	10.29	6	6	4
Department of Mathematics (NKUA)	45	14	536	4706	11.91	104.58	8.78	7	7	4
Department of Mathematics (UAegean)	15	6	80	683	5.33	45.53	8.54	8	8	4

Table D2d. Statistics and actuarial science: Semantic Scholar documents 2012-2025 per department (design B). Ordered by citations per TRS member.

Department (Univ.)	TRS	No profile	Papers	Citations	Papers/ TRS	Cit./TRS	Cit./paper	Rank cit/TRS (area)	Rank cit/paper (area)	Rank in univ.
Department of Statistics and Actuarial-Financial Mathematics (UAegean)	22	3	452	6307	20.55	286.68	13.95	1	1	3
Department of Statistics (AUEB)	22	4	403	5154	18.32	234.27	12.79	2	2	1
Department of Statistics and Insurance Science (UoWM)	4	0	40	365	10.00	91.25	9.12	3	3	2
Department of Statistics and Insurance Science (UNIPI)	20	4	247	1698	12.35	84.90	6.87	4	4	1

Table D2e. Geosciences (geology, geography and marine sciences): Semantic Scholar documents 2012-2025 per department (design B). Ordered by citations per TRS member.

Department (Univ.)	TRS	No profile	Papers	Citations	Papers/ TRS	Cit./TRS	Cit./paper	Rank cit/TRS (area)	Rank cit/paper (area)	Rank in univ.
Department of Marine Sciences (UAegean)	23	4	696	20927	30.26	909.87	30.07	1	1	1
Department of Geology and Geoenvironment (NKUA)	39	8	1691	25335	43.36	649.62	14.98	2	5	2
Department of Geology (UPatras)	19	2	624	11192	32.84	589.05	17.94	3	4	3
Department of Geography (HUA)	20	2	472	9019	23.60	450.95	19.11	4	2	1
Department of Geography (UAegean)	20	2	413	7743	20.65	387.15	18.75	5	3	2
School of Geology (AUTH)	34	16	156	1412	4.59	41.53	9.05	6	6	3

Table D2f. Materials science: Semantic Scholar documents 2012-2025 per department (design B). Ordered by citations per TRS member.

Department (Univ.)	TRS	No profile	Papers	Citations	Papers/ TRS	Cit./TRS	Cit./paper	Rank cit/TRS (area)	Rank cit/paper (area)	Rank in univ.
Department of Materials Science and Technology (UoC)	21	3	794	19588	37.81	932.76	24.67	1	1	1

Table D2g. General science and technology (HOU): Semantic Scholar documents 2012-2025 per department (design B). Ordered by citations per TRS member.

Department (Univ.)	TRS	No profile	Papers	Citations	Papers/ TRS	Cit./TRS	Cit./paper	Rank cit/TRS (area)	Rank cit/paper (area)	Rank in univ.
School of Science and Technology (HOU)	15	1	918	11787	61.20	785.80	12.84	1	1	1

Table D3a. Physics: top-20 academics by Semantic Scholar h-index, publications 2012-2025 (design A).

Academic	Department (Univ.)	h	i10	Cites	Pubs	Rank h d/u/a/all	Comp. (area)	Lifetime h / i10 / cites	Conf.
Aslanoglou Xenofon	Department of Physics (UoI)	71	156	16,486	300	1/1/1/1	1.4	73 / 184 / 25,644	L
Kordas Konstantinos	School of Physics (AUTH)	50	128	8,675	261	1/1/2/3	3.5	51 / 143 / 10,911	L
Tzounis Lazaros	Department of Physics (UoI)	47	91	5,790	109	2/2/3/4	5.4	47 / 91 / 5,791	L
Lampoudis Christos	School of Physics (AUTH)	46	215	10,259	578	2/2/4/5	1.7	47 / 225 / 10,662	L
Stergioulas Nikolaos	School of Physics (AUTH)	45	106	8,983	184	3/3/5/7	5.2	56 / 159 / 12,711	L
Argyropoulos Spyros	School of Physics (AUTH)	37	128	5,642	352	4/4/6/8	3.7	37 / 128 / 5,649	L
Stavroulas Iason	Department of Physics (UoI)	34	49	2,911	87	3/3/7/11	12.1	34 / 50 / 2,943	L
Goudos Sotirios	School of Physics (AUTH)	33	100	5,033	315	5/6/8/16	5.1	39 / 129 / 6,420	H
Floudas Georgios	Department of Physics (UoI)	33	96	3,357	152	4/5/8/16	10.0	50 / 220 / 9,131	L
Bourlinos Athanasios	Department of Physics (UoI)	30	59	9,191	83	5/7/10/26	6.5	46 / 110 / 16,149	L
Sarlis Nikolaos	Department of Physics (NKUA)	30	74	3,431	139	1/5/10/26	11.1	56 / 186 / 12,116	L
Angelakeris Mavroeidis	School of Physics (AUTH)	29	52	3,043	85	6/7/12/34	15.6	37 / 83 / 4,936	L
Skarlatos Dimitrios	Department of Physics (UPatras)	29	54	2,602	88	1/6/12/34	16.4	29 / 56 / 2,665	M
Zezas Andreas	Department of Physics (UoC)	27	76	3,224	218	1/5/14/39	10.1	48 / 161 / 8,960	L
Kassomenos Pavlos	Department of Physics (UoI)	27	66	2,200	101	6/9/14/39	18.2	47 / 133 / 6,622	L
Frantzeskakis Dimitrios	Department of Physics (NKUA)	25	69	2,694	158	2/11/16/47	13.1	49 / 202 / 9,973	L
Karakasidis Theodoros	Department of Physics (UThessaly)	25	45	1,911	113	1/1/16/47	18.2	31 / 72 / 3,188	L
Tasolamprou Anna	Department of Physics (NKUA)	24	40	1,939	96	3/13/18/55	21.9	25 / 44 / 2,038	L
Tzanis Christos	Department of Physics (NKUA)	24	31	1,567	77	3/13/18/55	26.2	33 / 47 / 2,725	L
Manthos Nikolaos	Department of Physics (UoI)	23	41	2,361	181	7/12/20/61	14.2	25 / 44 / 2,509	L

Table D3b. Chemistry: top-20 academics by Semantic Scholar h-index, publications 2012-2025 (design A).

Academic	Department (Univ.)	h	i10	Cites	Pubs	Rank h d/u/a/all	Comp. (area)	Lifetime h / i10 / cites	Conf.
Karamanos Nikos	Department of Chemistry (UPatras)	46	104	10,246	154	1/1/1/5	1.3	65 / 265 / 19,286	H
Kanakidou Maria	Department of Chemistry (UoC)	37	67	6,114	158	1/1/2/8	2.6	66 / 142 / 15,418	L
Proestos Charalampos	Department of Chemistry (NKUA)	34	115	4,930	201	1/1/3/11	2.0	37 / 127 / 6,787	M
Tzakos Andreas	Department of Chemistry (UoI)	34	102	4,348	190	1/3/3/11	3.1	39 / 122 / 5,358	L
Terzopoulou Zoi	Department of Chemistry (UoI)	33	83	3,489	127	2/5/5/16	7.5	33 / 83 / 3,491	L
Kokotos Christoforos	Department of Chemistry (NKUA)	33	89	3,194	140	2/3/5/16	6.7	36 / 103 / 3,768	L
Theocharis Achilleas	Department of Chemistry (UPatras)	32	50	7,186	64	2/2/7/21	4.4	47 / 97 / 11,470	L
Stratikos Evstratios	Department of Chemistry (NKUA)	31	59	2,345	105	3/4/8/24	11.2	38 / 79 / 3,906	L
Valdramidis Vasilis	Department of Chemistry (NKUA)	30	67	3,513	136	4/5/9/26	8.6	37 / 90 / 6,502	L
Tsoupras Alexandros	Department of Chemistry (Kavala) (DUTH)	30	69	3,455	114	1/1/9/26	10.2	33 / 81 / 3,909	L
Kanaras Antonios	Department of Chemistry (NKUA)	29	48	3,819	97	5/8/11/34	10.4	38 / 67 / 5,646	L
Tolkou Athanasia	Department of Chemistry (Kavala) (DUTH)	28	49	2,052	90	2/2/12/38	14.4	28 / 50 / 2,074	L
Prodromidis Mamantos	Department of Chemistry (UoI)	25	50	4,399	77	3/10/13/47	10.3	35 / 98 / 6,570	L
Trikalitis Pantelis	Department of Chemistry (UoC)	25	37	2,738	62	2/7/13/47	15.8	36 / 80 / 5,304	L
Doulias Paschalis-THomas	Department of Chemistry (UoI)	25	33	2,698	65	3/10/13/47	16.1	33 / 48 / 4,108	L
Bekatorou Argyro	Department of Chemistry (UPatras)	25	57	2,014	86	3/7/13/47	15.7	37 / 93 / 4,529	L
Skandalis Spyridon	Department of Chemistry (UPatras)	24	34	5,045	41	4/8/17/55	9.1	33 / 55 / 6,798	L
Dasenaki Marilena	Department of Chemistry (NKUA)	24	44	2,008	66	6/13/17/55	19.4	24 / 50 / 2,252	L
Sakellariou Giorgos	Department of Chemistry (NKUA)	24	50	1,957	129	6/13/17/55	13.5	25 / 57 / 2,281	L
Pavlidis Ioannis	Department of Chemistry (UoC)	23	42	1,924	86	3/9/20/61	19.3	41 / 86 / 5,322	M

Table D3c. Mathematics: top-20 academics by Semantic Scholar h-index, publications 2012-2025 (design A).

Academic	Department (Univ.)	h	i10	Cites	Pubs	Rank h d/u/a/all	Comp. (area)	Lifetime h / i10 / cites	Conf.
Papadopoulou Alexandra	Department of Mathematics (AUTH)	34	71	6,742	137	1/5/1/11	1.3	38 / 88 / 8,063	M
Kotsiantis Sotirios	Department of Mathematics (UPatras)	32	80	6,474	183	1/2/2/21	1.5	43 / 124 / 20,456	L

Academic	Department (Univ.)	h	i10	Cites	Pubs	Rank h d/u/a/all	Comp. (area)	Lifetime h / i10 / cites	Conf.
Stamatakis Marios Georgios	Department of Mathematics (UoI)	30	70	5,136	153	1/7/3/26	2.6	40 / 120 / 7,375	L
Efremidis Nikolaos	Department of Mathematics and Applied Mathematics (UoC)	21	37	1,918	83	1/11/4/74	4.5	37 / 78 / 7,584	L
Antonopoulou Dimitra	Department of Mathematics (NKUA)	21	27	1,107	66	1/20/4/74	5.7	21 / 32 / 1,192	L
Raptis Georgios	Department of Mathematics (AUTH)	19	32	1,229	91	2/12/6/94	5.3	21 / 42 / 1,587	L
Skouri Konstantina	Department of Mathematics (UoI)	18	23	1,035	48	2/21/7/110	8.7	22 / 35 / 1,840	L
Bekos Michalis	Department of Mathematics (UoI)	17	31	873	102	3/24/8/126	6.3	19 / 41 / 1,293	L
Zarikas Vasileios	Department of Mathematics (UThessaly)	15	22	1,104	72	1/3/9/154	7.9	20 / 31 / 1,345	L
Kakariadis Evgenios	Department of Mathematics (NKUA)	14	15	442	49	2/47/10/172	12.7	15 / 19 / 541	L
Athanasiadis Christos	Department of Mathematics (NKUA)	13	16	744	42	3/49/11/190	13.1	28 / 42 / 2,053	M
Frantzikinakis Nikos	Department of Mathematics and Applied Mathematics (UoC)	13	16	552	40	2/27/11/190	14.1	24 / 35 / 1,360	L
Kalogiratou Zacharoula	Department of Mathematics (UoWM)	12	16	949	56	1/1/13/211	10.8	25 / 38 / 2,369	L
Megaritis Athanasios	Department of Mathematics (UPatras)	12	13	804	27	2/32/13/211	15.2	36 / 61 / 3,756	L
Psaroudakis Chrysostomos	Department of Mathematics (AUTH)	12	14	736	43	3/27/13/211	14.1	12 / 14 / 736	M
Dimitriou Ioannis	Department of Mathematics (UoI)	12	17	536	74	4/35/13/211	10.5	14 / 21 / 718	M
Raptopoulos Christoforos	Department of Mathematics (UPatras)	12	17	466	48	2/32/13/211	14.1	15 / 21 / 607	L
Galanopoulos Petros	Department of Mathematics (AUTH)	11	12	323	29	4/31/18/226	22.3	13 / 17 / 514	L
Komineas Stavros	Department of Mathematics and Applied Mathematics (UoC)	10	10	430	45	3/29/19/248	18.2	23 / 33 / 1,718	L
Fournodavlos Grigorios	Department of Mathematics and Applied Mathematics (UoC)	10	11	277	23	3/29/19/248	26.2	11 / 12 / 304	L

Table D3d. Statistics and actuarial science: top-20 academics by Semantic Scholar h-index, publications 2012-2025 (design A).

Academic	Department (Univ.)	h	i10	Cites	Pubs	Rank h d/u/a/all	Comp. (area)	Lifetime h / i10 / cites	Conf.
Milionis Alexandros	Department of Statistics and Actuarial-Financial Mathematics (UAegean)	26	41	2,396	63	1/3/1/43	1.3	29 / 62 / 2,905	L
Tsiamyrtzis Panagiotis	Department of Statistics (AUEB)	15	20	902	64	1/1/2/154	2.8	23 / 45 / 2,400	L
Psarakis Stylianos	Department of Statistics (AUEB)	14	16	1,000	29	2/2/3/172	4.0	24 / 36 / 2,738	L
Makridis Andreas	Department of Statistics and Actuarial-Financial Mathematics (UAegean)	13	17	1,116	30	2/12/4/190	3.6	13 / 17 / 1,116	L
Xanthopoulos Stylianos	Department of Statistics and Actuarial-Financial Mathematics (UAegean)	13	16	564	38	2/12/4/190	5.7	18 / 27 / 968	L
Dellaportas Petros	Department of Statistics (AUEB)	12	18	485	58	3/3/6/211	6.1	26 / 53 / 2,703	L
Papastamoulis Panagiotis	Department of Statistics (AUEB)	11	12	455	27	4/4/7/226	9.4	12 / 15 / 616	L
Verropoulou Georgia	Department of Statistics and Insurance Science (UNIPI)	11	11	378	37	1/1/7/226	8.8	20 / 27 / 1,126	L
Arampatzis Dimitrios	Department of Statistics and Actuarial-Financial Mathematics (UAegean)	10	10	201	14	4/17/9/248	15.5	10 / 10 / 201	M
Thomadakis Christos	Department of Statistics (AUEB)	9	9	694	18	5/5/10/267	8.8	9 / 9 / 696	M
Politis Konstantinos	Department of Statistics and Insurance Science (UNIPI)	9	9	366	57	2/2/10/267	8.4	26 / 64 / 2,601	L
Papagiannis Georgios	Department of Statistics and Insurance Science (UNIPI)	9	9	293	14	2/2/10/267	14.2	9 / 9 / 293	M
Katsampoxakis Ioannis	Department of Statistics and Actuarial-Financial Mathematics (UAegean)	9	9	289	18	5/20/10/267	14.1	9 / 9 / 290	M
Panousis Konstantinos Panagiotis	Department of Statistics (AUEB)	9	9	265	24	5/5/10/267	13.6	13 / 15 / 528	M
Karagrigoriou Alexandros	Department of Statistics and Insurance Science (UNIPI)	9	7	222	51	2/2/10/267	10.2	13 / 15 / 465	L
Ioannidis Evangelos	Department of Statistics (AUEB)	9	8	191	29	5/5/10/267	13.5	11 / 11 / 386	L
Psarrakos Georgios	Department of Statistics and Insurance Science (UNIPI)	8	7	310	35	5/5/17/297	12.9	9 / 8 / 395	M
Vrontos Ioannis	Department of Statistics (AUEB)	8	7	271	21	8/8/17/297	17.0	15 / 20 / 969	M
Kyriakidis Epameinondas	Department of Statistics (AUEB)	8	6	230	45	8/8/17/297	12.5	18 / 23 / 867	L
Karlis Dimitrios	Department of Statistics (AUEB)	8	8	217	20	8/8/17/297	19.2	8 / 8 / 217	L

Table D3e. Geosciences (geology, geography and marine sciences): top-20 academics by Semantic Scholar h-index, publications 2012-2025 (design A).

Academic	Department (Univ.)	h	i10	Cites	Pubs	Rank h d/u/a/all	Comp. (area)	Lifetime h / i10 / cites	Conf.
Katsanevakis Stelios	Department of Marine Sciences (UAegean)	55	164	11,868	227	1/1/1/2	1.2	66 / 212 / 15,238	L
Petanidou Theodora	Department of Geography (UAegean)	36	69	4,247	122	1/2/2/10	3.1	55 / 119 / 9,880	L
Nomikou Paraskevi	Department of Geology and Geoenvironment (NKUA)	34	86	3,648	244	1/1/3/11	1.9	38 / 102 / 4,533	L
Bathrellos Georgios	Department of Geology (UPatras)	31	41	3,241	56	1/4/4/24	6.6	34 / 49 / 3,819	L
Papatheodorou Giorgos	Department of Geology (UPatras)	30	76	3,349	161	2/5/5/26	4.6	49 / 206 / 8,951	L
Kontakiotis Georgios	Department of Geology and Geoenvironment (NKUA)	30	78	2,339	153	2/5/5/26	6.0	30 / 82 / 2,562	L
Vallianatos Filippos	Department of Geology and Geoenvironment (NKUA)	29	83	2,716	225	3/8/7/34	4.8	42 / 152 / 6,358	L

Academic	Department (Univ.)	h	i10	Cites	Pubs	Rank h d/u/a/all	Comp. (area)	Lifetime h / i10 / cites	Conf.
Drakou Evangelia	Department of Geography (HUA)	27	35	4,779	65	1/1/8/39	4.5	27 / 38 / 4,851	L
Argyraki Ariadni	Department of Geology and Geoenvironment (NKUA)	26	54	2,492	138	4/10/9/43	7.7	27 / 56 / 2,605	L
Tscheulin Thomas	Department of Geography (UAegean)	26	34	1,952	55	2/3/9/43	13.5	33 / 50 / 4,751	L
Diakakis Michalis	Department of Geology and Geoenvironment (NKUA)	25	47	2,073	75	5/11/11/47	12.1	25 / 50 / 2,212	L
Topouzelis Konstantinos N.	Department of Marine Sciences (UAegean)	24	34	2,533	80	2/5/12/55	10.3	30 / 44 / 3,447	L
Kouli Katerina	Department of Geology and Geoenvironment (NKUA)	23	37	1,954	76	6/17/13/61	12.6	30 / 49 / 2,632	L
Sokos Evthymios	Department of Geology (UPatras)	23	36	1,733	100	3/9/13/61	11.8	32 / 60 / 3,117	L
Kelepertzis Evstratios	Department of Geology and Geoenvironment (NKUA)	21	29	1,780	47	7/20/15/74	18.1	21 / 29 / 1,788	L
Krasakopoulou Evangelia	Department of Marine Sciences (UAegean)	21	34	1,607	66	3/6/15/74	17.1	28 / 55 / 2,490	L
Dimiza Margarita	Department of Geology and Geoenvironment (NKUA)	21	32	1,397	76	7/20/15/74	15.3	26 / 44 / 2,081	L
Kapetanidis Vasileios	Department of Geology and Geoenvironment (NKUA)	21	36	1,206	70	7/20/15/74	18.2	22 / 37 / 1,233	L
Tzoraki Ourania	Department of Marine Sciences (UAegean)	19	39	1,409	84	4/7/19/94	15.1	21 / 43 / 1,673	L
Evelpidou Niki	Department of Geology and Geoenvironment (NKUA)	19	36	1,227	136	10/25/19/94	12.3	23 / 46 / 1,735	L

Table D3f. Materials science: top-20 academics by Semantic Scholar h-index, publications 2012-2025 (design A).

Academic	Department (Univ.)	h	i10	Cites	Pubs	Rank h d/u/a/all	Comp. (area)	Lifetime h / i10 / cites	Conf.
Kafesaki Maria	Department of Materials Science and Technology (UoC)	33	74	4,012	174	1/2/1/16	1.0	53 / 133 / 11,233	L
Armatas Gerasimos	Department of Materials Science and Technology (UoC)	32	69	3,457	111	2/3/2/21	2.0	40 / 104 / 5,327	L
Chatzinikolaidou Maria	Department of Materials Science and Technology (UoC)	30	59	2,257	97	3/4/3/26	3.6	32 / 70 / 2,752	L
Tzortzakis Stelios	Department of Materials Science and Technology (UoC)	26	40	2,355	103	4/6/4/43	3.3	35 / 68 / 4,990	L
Petekidis Giorgos	Department of Materials Science and Technology (UoC)	25	41	1,763	55	5/7/5/47	5.5	36 / 80 / 4,833	L
Glynos Emmanouil	Department of Materials Science and Technology (UoC)	21	34	1,644	66	6/11/6/74	5.6	28 / 51 / 2,436	L
Mitraki Anna	Department of Materials Science and Technology (UoC)	19	32	1,067	65	7/14/7/94	6.6	31 / 67 / 3,521	L
Velonia Kelly	Department of Materials Science and Technology (UoC)	15	19	933	32	8/23/8/154	8.0	24 / 34 / 2,832	L
Filippidi Emmanouela	Department of Materials Science and Technology (UoC)	10	10	914	26	9/29/9/248	9.0	12 / 13 / 1,393	H
Tzeranis Dimitrios	Department of Materials Science and Technology (UoC)	10	10	519	24	9/29/9/248	9.9	15 / 16 / 936	L
Kopidakis Giorgos	Department of Materials Science and Technology (UoC)	10	10	313	26	9/29/9/248	9.8	22 / 36 / 1,715	L
Vlassopoulos Dimitris	Department of Materials Science and Technology (UoC)	8	7	240	18	12/39/12/297	12.6	11 / 14 / 676	M
Papazoglou Dimitris	Department of Materials Science and Technology (UoC)	5	3	494	20	13/49/13/381	11.9	6 / 6 / 595	M
Pelekanos Nikos	Department of Materials Science and Technology (UoC)	3	3	96	5	14/60/14/453	14.3	4 / 3 / 101	M
Vamvakaki Maria	Department of Materials Science and Technology (UoC)	2	1	96	2	15/65/15/485	15.6	2 / 1 / 97	M
Fyta Maria	Department of Materials Science and Technology (UoC)	2	1	18	3	15/65/15/485	15.6	2 / 1 / 18	M
Paradeisanos Ioannis	Department of Materials Science and Technology (UoC)	1	1	157	3	17/69/17/542	15.2	1 / 1 / 157	L
Stoumpos Konstantinos	Department of Materials Science and Technology (UoC)	0	0	0	1	18/78/18/610	18.0	0 / 0 / 0	H

Table D3g. General science and technology (HOU): top-20 academics by Semantic Scholar h-index, publications 2012-2025 (design A).

Academic	Department (Univ.)	h	i10	Cites	Pubs	Rank h d/u/a/all	Comp. (area)	Lifetime h / i10 / cites	Conf.
Leisos Antonios	School of Science and Technology (HOU)	27	77	3,290	256	1/1/1/39	1.0	27 / 78 / 3,340	L
Bourikas Kyriakos	School of Science and Technology (HOU)	23	41	2,136	55	2/2/2/61	2.6	33 / 71 / 3,959	L
Kameas Achilleas	School of Science and Technology (HOU)	21	44	2,115	187	3/3/3/74	2.6	27 / 80 / 3,831	L
Spella Magdalini	School of Science and Technology (HOU)	19	28	1,068	79	4/4/4/94	4.6	21 / 31 / 1,234	L
Papagiannopoulos Georgios	School of Science and Technology (HOU)	18	37	1,195	97	5/5/5/110	3.8	21 / 49 / 1,739	L
Kalles Dimitrios	School of Science and Technology (HOU)	14	22	663	81	6/6/6/172	5.1	18 / 38 / 1,271	M
Balomenos Georgios	School of Science and Technology (HOU)	13	16	517	46	7/7/7/190	7.0	13 / 16 / 517	L

Academic	Department (Univ.)	h	i10	Cites	Pubs	Rank h d/u/a/all	Comp. (area)	Lifetime h / i10 / cites	Conf.
Sgourou Argyro	School of Science and Technology (HOU)	13	18	438	44	7/7/7/190	7.6	16 / 27 / 725	H
Protopapas Eleftherios	School of Science and Technology (HOU)	8	7	201	39	9/9/9/297	9.3	8 / 7 / 201	L
Kalavrouziotis Ioannis	School of Science and Technology (HOU)	7	5	226	12	10/10/10/323	9.9	7 / 5 / 234	M
Kokkinos Petros	School of Science and Technology (HOU)	3	2	48	5	11/11/11/453	11.8	6 / 5 / 160	M
Chatzigeorgiou Georgios	School of Science and Technology (HOU)	3	2	34	6	11/11/11/453	12.3	3 / 2 / 36	M
Verykios Vasileios	School of Science and Technology (HOU)	1	1	36	10	13/13/13/542	12.3	1 / 1 / 36	M
Mitropoulos Sarantis	School of Science and Technology (HOU)	0	0	0	13	14/14/14/610	12.4	0 / 0 / 0	H

Chapter 05

ACADEMIC RANKINGS OF GREEK LIFE SCIENCES AND AGRICULTURE DEPARTMENTS AND THEIR FACULTY

10.5281/zenodo.22288194

Synopsis

This chapter evaluates Greek higher education against the global ranking systems - the World's Top 2% Scientists career list and Research.com - and executes two published bibliometric assessment designs for a single scope and a single publication window, 2012-2025: the academic-level Google Scholar h-index design of Altanopoulou, Dontsidou and Tselios (2012; design A) and the department-level Scopus design of Koukoutsidis (2022; design B). The scope is the Greek university departments of the life sciences and agriculture - 43 operating departments in 2026, consolidated from 47 departments of the 2022 census through the institutional reorganisations documented in Section 3A - organised in 6 areas: Agricultural sciences (17 departments); Biology and molecular biosciences (8 departments); Food science and nutrition (9 departments); Forestry and natural environment (4 departments); Environment (3 departments); Veterinary medicine (2 departments). Every section of the chapter is organised in two parts, A and B, so that the data, indicators, aggregation rules and results of the two designs remain separately attributable. The roster of 982 tenured faculty members (TRS) was rebuilt from the department websites in August 2026; 833 members (85%) are evaluated in at least one bibliographic source. Design A is executed on its original instrument, Google Scholar (557 members with a public profile), and both designs are repeated on OpenAlex (688 matched) and Semantic Scholar (714 matched) as robustness checks. No author-level baseline exists for this scope - none of the applications of the 2012 design covered the life sciences or agriculture - so Section 5A is, to our knowledge, the first author-level bibliometric assessment of the complete tenured faculty of these departments; the department-level design does have its genuine baseline, the 2022 Scopus study, whose life-sciences and agriculture panel is reproduced and compared in Section 5B.1. Every faculty member is ranked within department, university, area and nation-wide under both designs; every member is looked up in the World's Top 2% Scientists career list (42 members found) and in the Research.com national discipline rankings for Greece (37 members found); and the best Greek units are placed against every European country under the Top 2% list restricted to the agriculture and biology fields. All rosters, harvest records, per-member results and the complete pipeline are released.

Keywords: research evaluation; h-index; Google Scholar; OpenAlex; Semantic Scholar; Greek universities; life sciences; agriculture; veterinary medicine; department rankings; faculty rankings

JEL: A11, A14, I23, Q10

1. Introduction

Quantitative assessment of research performance is a standing element of Greek higher-education policy: since 2022 a share of the annual state subsidy is allocated on quality indicators that include publications and citations per faculty member (Hellenic Republic, 2022). Public evidence at the level at which academic life is organised - the department and the individual academic - remains scarce. Two studies have filled that gap for Greece with different instruments, and this chapter takes both as its starting points, executes them for one scope and one window, and extends each to the individual faculty member. The scope is the life sciences and agriculture - the agricultural faculties that descend from the historic agronomy schools, the biology departments of the science faculties, the food-science, forestry and environment departments, and the two veterinary faculties. It is also the scope of this series most reshaped by the 2019 absorption of the technological-education (TEI) sector and by the institutional reorganisations that followed through 2025, which Section 3A documents department by department: of the 47 departments of the 2022 census, mergers, renamings and inter-university transfers leave a different operating map in 2026, and the roster of this chapter is built on that 2026 map.

1A. The Altanopoulou, Dontsidou & Tselios (2012) ranking methodology

Altanopoulou, Dontsidou and Tselios (2012) evaluated 93 Greek departments through the lifetime Google Scholar record of 3,354 academics, retrieved with Harzing's Publish or Perish between 20 April and 1 June

2009. The unit of observation is the individual academic; the department is characterised by the mean, standard deviation and median of its members' publications, citations and h-index, by the m-quotient, and by the share of members who report their scientific activity on the department website. The study also tested, for 16 disciplines, whether academics who report their activity on the web have a higher h-index. Its design was subsequently applied to the education departments (Tselios and Altanopoulou, 2011) and to 50 science and engineering departments (Pitsolanti, Papadopoulou and Tselios, 2018). None of those applications covered the life sciences, agriculture or veterinary medicine, so no numerical design-A baseline exists for the departments of this chapter; Section 5A.1 states the consequence - design A is applied to this scope for the first time - and longitudinal comparison runs through design B.

1B. The Koukoutsidis (2022) ranking methodology

Koukoutsidis (2022) covered all 425 Greek university departments and 9,838 permanent faculty members (TRS) with the Scopus API for publications of 2017-2021 - the life-sciences and agriculture departments among them, from the historic agricultural and veterinary faculties to the food-science, forestry and environment departments created or absorbed in the 2019 reform. The unit of observation is the department: the union of its members' documents, the citations to that set, and the ratios papers per TRS member, citations per TRS member and citations per paper, ranked within each university and within each thematic area. Scopus Author IDs were collected manually over six person-months and 1,131 split profiles were merged; the R code was released but not the identifier roster.

1C. Contribution of this chapter

We narrow both designs to the life sciences and agriculture and widen the time axis to 2012-2025, applying the same window to both designs and to every table of this chapter. Concretely we (i) restate both methodologies with explicit formulae (Section 4); (ii) rebuild the roster of 982 faculty members of the operating departments from the department websites, mapping every 2022 census department to its 2026 successor (Section 3); (iii) execute both designs on Google Scholar, the instrument of the 2012 study, and repeat them on two open bibliographic graphs, OpenAlex and Semantic Scholar, as robustness checks, documenting every substitution (Section 3C); (iv) reproduce the 2022 Scopus department-level baseline for the full scope (Section 5B.1) - the author-level design has no baseline here and Section 5A.1 records its first application; (v) extend both designs to the individual faculty member, with ranks within department, university, area and nation-wide and a composite rank (Sections 5A.5, 5B.3 and 5E); (vi) look every member up in two global ranking systems - the World's Top 2% Scientists career list and the Research.com national discipline rankings (Sections 5A.6 and 5D); and (vii) place the best Greek member, department and university against every European country under the Top 2% list restricted to the agriculture and biology fields (Section 5G).

2. Background and related work

2A. Author-level indicators (design A lineage)

Hirsch (2005) proposed the h-index to summarise productivity and impact in one number; its robustness (Vanclay, 2007), its handicap for young researchers (Glänzel, 2006), its field dependence (Batista et al., 2006) and its sensitivity to self-citation (Schreiber, 2007; Bartneck and Kokkelmans, 2011) are documented, as are the g-index (Egghe, 2006), the i10-index and the m-quotient. Field dependence matters for this chapter's scope: citation cultures differ sharply across its own areas - the molecular biosciences are citation-dense, with genomics and biomedical consortia papers carrying very large author lists, while agronomy, forestry and veterinary clinical research publish and cite at substantially lower rates - so absolute values are comparable within an area, not across areas, and the chapter ranks within area throughout. Google Scholar offers the broadest coverage of the citation sources (Harzing, 2008; Harzing and Alakangas, 2016; Martín-Martín et al., 2018), at the price of synonymy and data-quality problems that

must be controlled (Jacso, 2005, 2006) - and at the price of adoption, which varies by area and is measured directly and reported per department in Section 3B. For Greece the author-level lineage stops short of this scope: Altanopoulou, Dontsidou and Tselios (2012) set the design and Pitsolanti, Papadopoulou and Tselios (2018) carried it to the science and engineering departments, but the life sciences and agriculture were never covered - this chapter is the design's first application to them.

2B. Department-level indicators (design B lineage)

Scopus and Web of Science offer curated coverage with unique author and affiliation identifiers, which is what makes programmatic department-level aggregation feasible (Aria and Cuccurullo, 2017; Rose and Kitchin, 2019). Department-level studies remain rare because affiliations are recorded at the institution, not the department (Krampen, 2008; Kotsemir and Shashnov, 2017; Koukoutsidis, 2022) - and in the life sciences and agriculture the problem is compounded by the public research institutes (ELGO-Dimitra, the Hellenic Centre for Marine Research, the Benaki Phytopathological Institute, FORTH-IMBB, the BSRC "Alexander Fleming") and by the university farms, clinics and experimental stations, all recorded as affiliations of their own. Open bibliographic graphs - OpenAlex (Priem, Piwowar and Orr, 2022) and the Semantic Scholar Academic Graph (Kinney et al., 2023) - have since made author- and document-level retrieval possible without a subscription; their coverage of the life sciences is dense, since both ingest Crossref, PubMed and the preprint servers. This chapter reports OpenAlex and Semantic Scholar in full as robustness sources; Section 5C measures the agreement of the three sources on this scope.

3. Data

The scope is fixed by the department inventory of Table 1: every Greek university department whose object is agriculture and crop or animal production, biology and the molecular biosciences, food science and nutrition, forestry and the natural environment, the environment, or veterinary medicine - 47 departments of 15 universities in the 2022 census, cross-checked in August 2026 against each university's official school listings and consolidated by the intervening reorganisations to 43 operating departments (the mapping is stated in this section and documented department by department in Section 8). The boundaries follow the series rule that no member appears in two published volumes: the environmental-engineering and rural-surveying departments of the engineering schools were published in the engineering volume and are outside this scope; the food-business and agribusiness departments were published in the economics volume; the NKUA geology department was published in the natural-sciences volume. Where a 2025 reorganisation moved members of a published department into a department of this scope - the new Sustainable Agriculture department of Patras absorbed the formerly published Environmental Engineering department, and the reorganised Food Science and Technology department of Patras absorbed the formerly published food-business department - the affected members remain excluded here and the exclusions are listed in Section 8.

Table 1. Department inventory (2022 census rows) by university and area (AGRI = Agricultural sciences; BIO = Biology and molecular biosciences; FOOD = Food science and nutrition; FOREST = Forestry and natural environment; ENV = Environment; VET = Veterinary medicine).

University	AGRI	BIO	FOOD	FOREST	ENV	VET	All
UThessaly	4	1	1	1	1	1	9
UPatras	4	1	1	0	0	0	6
AUA	3	1	1	1	0	0	6
AUTH	1	1	0	1	0	1	4
IHU	2	0	1	1	0	0	4
DUTH	1	1	0	1	0	0	3
IONIO	0	0	1	0	1	0	2
UoI	1	1	0	0	0	0	2
NKUA	1	1	0	0	0	0	2
UNIWA	0	0	2	0	0	0	2
UAegean	0	0	1	0	1	0	2

University	AGRI	BIO	FOOD	FOREST	ENV	VET	All
UoP	1	0	1	0	0	0	2
HMU	1	0	0	0	0	0	1
UoC	0	1	0	0	0	0	1
UoWM	1	0	0	0	0	0	1
Total	20	8	9	5	3	2	47

Source: department websites and university school listings, verified 30 August 2026. Full list with roster source URLs in the companion files. Census rows are tabulated under their 2022 university; the 2026 operating map differs by the reorganisations of Section 8: the Drama forestry and oenology departments, recorded under the International Hellenic University in the 2022 census, operate under the Democritus University of Thrace after the 2025 restructuring; the Patras agriculture departments of Amaliada and Messolonghi were merged into a single Department of Agriculture and the Animal Production, Fisheries and Aquaculture department was renamed Fisheries and Aquaculture (PD 52/2022).

3A. Design A: the academics, their website record and their bibliometric profile

The roster of academics is built exactly as in 2012: surname, name and academic grade are taken from each department's own website (source URL and retrieval date recorded per person; companion files), emeritus, visiting, adjunct, research and laboratory-teaching (EDIP/ETEP) staff are excluded. The census (Table 2) counts 982 tenured faculty members in the 43 operating departments whose rosters could be captured: 471 professors, 210 associate professors, 284 assistant professors and 17 lecturers. Three operating departments could not be rostered and are documented rather than silently dropped: the Department of Agriculture of the University of Peloponnese (Kalamata) and the Department of Ichthyology and Aquatic Environment of the University of Thessaly (Volos) returned an HTTP 503 error to every retrieval route on every attempt over the capture window, and the new Department of Natural Environment and Climate Resilience of the Democritus University of Thrace (Drama, established by Law 5094/2024) publishes no faculty listing yet; all three are recorded in Section 8 with their census sizes. Where a university's central directory capped its responses (AUTH) the roster was captured by a complete two-letter sweep with saturation refinement; where a site served content only over plain HTTP (NKUA biology, Patras sustainable agriculture) the legacy route was used; initial-pass defects found by the quality check (over-captures from sidebar listings, a navigation string harvested as a name, mixed Greek and Latin double listings) were re-harvested from the primary pages and are documented in Section 8.

The 2012 study recorded, for each academic, whether at least one publication is reported on the department website. In 2026 nearly every department page links to a profile, so the variable no longer discriminates; we replace it by the closest public equivalent, whether the academic maintains a public ORCID iD, retrieved from the ORCID public API on name and institution for all 982 roster members (540 hold one). We keep the original hypothesis - that academics who publicly report their activity have a higher h-index - and the original test (Mann-Whitney U). This is a documented deviation of operationalisation, not of design.

Table 2. Roster census, August 2026: tenured faculty (TRS) by department and academic grade, Google Scholar matching and members evaluated in at least one source.

Area	Univ.	Department	TRS	Prof.	Assoc.	Asst.	Lect.	GS matched	GS high conf.	Any source
AGRI	AUTH	School of Agriculture	64	40	11	13	0	44	39	61
AGRI	AUA	Department of Crop Science	50	22	8	19	1	30	25	45
AGRI	IHU	Department of Agriculture	33	18	4	11	0	19	16	31
AGRI	AUA	Department of Animal Science	32	10	13	9	0	19	19	27
AGRI	UThessaly	Department of Agriculture, Crop Production and Rural Environment	26	17	4	5	0	15	13	24
AGRI	NKUA	Department of Agricultural Development, Agrofood and Management of Natural Resources	25	7	3	12	3	7	6	12
AGRI	HMU	Department of Agriculture	24	12	4	7	1	14	14	21
AGRI	AUA	Department of Natural Resources Development & Agricultural Engineering	22	12	5	5	0	17	17	17
AGRI	UThessaly	Department of Agrotechnology	22	12	4	6	0	7	6	13
AGRI	UoWM	Department of Agriculture	16	5	4	6	1	9	9	13
AGRI	DUTH	Department of Agricultural Development	15	11	1	3	0	13	11	15
AGRI	UPatras	Department of Agriculture	14	4	4	6	0	11	9	14
AGRI	UoI	Department of Agricultural Technology	14	9	1	4	0	7	7	12
AGRI	UThessaly	Department of Animal Science	13	5	4	3	1	10	9	13
AGRI	UPatras	Department of Fisheries and Aquaculture	11	6	2	3	0	7	6	11
AGRI	DUTH	Department of Viticulture and Oenology	8	3	0	5	0	3	3	5

Area	Univ.	Department	TRS	Prof.	Assoc.	Asst.	Lect.	GS matched	GS high conf.	Any source
AGRI	UPatras	Department of Sustainable Agriculture	8	4	1	3	0	5	4	8
BIO	AUTH	School of Biology	40	19	9	12	0	26	21	37
BIO	NKUA	Department of Biology	35	17	8	10	0	19	17	28
BIO	UPatras	Department of Biology	28	11	5	12	0	10	10	13
BIO	UoC	Department of Biology	25	19	2	4	0	9	8	16
BIO	DUTH	Department of Molecular Biology and Genetics	23	11	8	4	0	13	12	17
BIO	UThessaly	Department of Biochemistry and Biotechnology	23	11	3	9	0	11	11	15
BIO	UoI	Department of Biological Applications and Technology	22	11	6	5	0	10	8	16
BIO	AUA	Department of Biotechnology	20	7	4	9	0	10	7	17
FOOD	AUA	Department of Food Science and Human Nutrition	30	16	8	5	1	16	12	29
FOOD	UAegean	Department of Food Science and Nutrition	17	3	6	8	0	8	7	13
FOOD	IHU	Department of Food Science and Technology	16	10	2	4	0	9	8	16
FOOD	UNIWA	Department of Food Science and Technology	16	3	5	8	0	9	8	14
FOOD	UNIWA	Department of Wine, Vine and Beverage Sciences	13	3	5	5	0	8	7	11
FOOD	IONIO	Department of Food Science and Technology	12	2	2	8	0	8	8	11
FOOD	UoP	Department of Food Science and Technology	12	4	0	3	5	7	5	11
FOOD	UThessaly	Department of Food Science and Nutrition	11	2	4	3	2	8	8	10
FOOD	UPatras	Department of Food Science and Technology	7	1	3	3	0	5	5	6
FOREST	AUTH	School of Forestry and Natural Environment	35	23	5	7	0	22	18	33
FOREST	DUTH	Department of Forestry and Management of the Environment and of Natural Resources	21	12	5	4	0	16	16	21
FOREST	UThessaly	Department of Forestry, Wood Science and Design	14	12	1	1	0	5	5	10
FOREST	AUA	Department of Forestry and Natural Environment Management	8	2	3	3	0	7	6	8
ENV	IONIO	Department of Environment	16	4	8	4	0	13	11	15
ENV	UAegean	Department of Environment	12	8	2	2	0	7	6	11
ENV	UThessaly	Department of Environment	10	2	4	3	1	3	3	6
VET	AUTH	School of Veterinary Medicine	83	43	18	21	1	43	35	75
VET	UThessaly	Department of Veterinary Medicine	36	18	11	7	0	18	16	32
All		Total	982	471	210	284	17	557	491	833

GS matched = a public Google Scholar profile attributed to the person (Section 3B); GS high conf. = profile verified at the member's university; Any source = matched in Google Scholar, OpenAlex or Semantic Scholar.

Figure 1 shows the census by university and grade: the Agricultural University of Athens and the agricultural and veterinary faculties of AUTH account for the largest blocks, professors outnumber assistant professors nearly everywhere, and the regional and single-department universities close the tail.

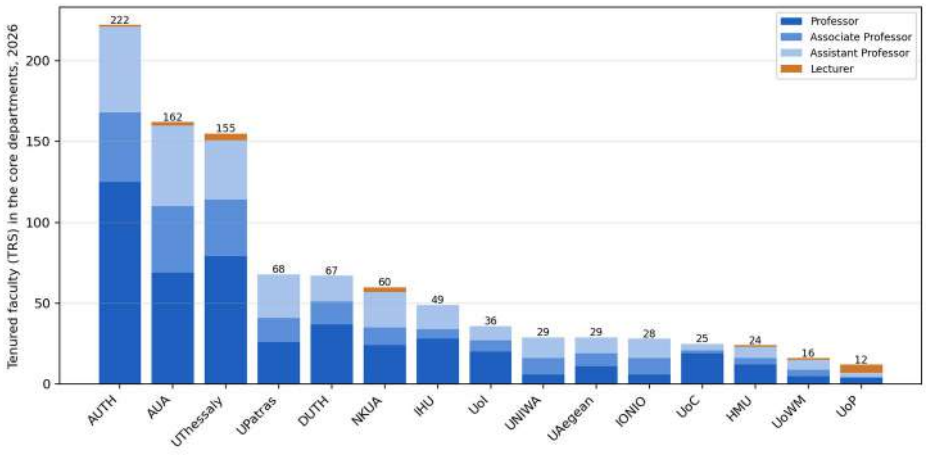

Figure 1. Tenured faculty of the core departments by university and academic grade, August 2026 (n = 982).

3B. Design B: TRS members, author identifiers and the document set

TRS is defined as in 2022: tenured faculty of all grades plus probationary assistant professors, taken from the department website. The 2022 study's binding step - locating the author identifier of every member - is reproduced here on Google Scholar: for every roster member an author search on the full name (and on its usual Latin variant) was run on Google Scholar, complemented by further discovery routes applying the same acceptance rules to the public profile pages. Each candidate profile was read in full and accepted when its name matched and its verified e-mail domain or stated affiliation is the member's university

(HIGH), when its name matched at another Greek institution or without a verified address (MEDIUM), or when only an initial-form profile at the university exists (LOW); profiles verified elsewhere were dropped as namesakes. Flags: HIGH 491, MEDIUM 14, LOW 52, UNMATCHED (no public profile) 425. The unmatched share (43%) is reported per department in Table 2; Section 5C measures how far the three sources agree on the members they share. Google Scholar profiles are self-curated, so no automated merging is needed and the member's own h-index, i10-index and citation total are read directly; the department document set of design B is the union of the members' listed articles, de-duplicated on title and year.

3C. Source substitution statement

Design A is executed on its original instrument, Google Scholar, with one adaptation: the 2009 study ran Publish or Perish name searches, which Google Scholar's interface no longer supports at scale, whereas this study reads the public author profile of each academic (retrieved 30 August 2026), which gives the same article list with years and citation counts plus the profile's own h-index, i10-index and citation total; members without a public profile therefore have no Google Scholar values and are reported as such. Design B is executed on the same Google Scholar article lists instead of Scopus, which was unavailable: the department document set is the union of the members' listed articles. Because Google Scholar is uncurated and its adoption in this field is partial, both designs were repeated on two open bibliographic graphs with the same roster and rules - OpenAlex (614 high, 0 medium, 0 low-confidence matches, 294 unmatched; affiliation histories checked against the member's university) and Semantic Scholar (69/186/459 matched at the three confidence levels, 268 unmatched; split profiles merged on name and venue evidence). In this field Semantic Scholar, not Google Scholar, gives the widest coverage (73% of the roster against 57%), so the open-graph appendix tables carry particular weight; Section 5C measures the agreement between the three sources.

4. Methodology

4A. Altanopoulou, Dontsidou & Tselios (2012) ranking methodology

Let an academic have publications indexed 1, ..., N with citation counts ordered non-increasingly, c(1) ≥ c(2) ≥ ... ≥ c(N). The h-index (Hirsch, 2005) is

$$h = \max\{\, k : c_{(k)} \geq k \,\} \tag{1}$$

i.e. h of the publications have at least h citations each. The m-quotient normalises h by career length, with Y the retrieval year and y_1 the year of first publication in the retrieved lifetime record:

$$m = \frac{h}{Y - y_1 + 1} \tag{2}$$

Egghe's g-index and the i10-index (publications with at least ten citations) are retained as secondary indicators:

$$g = \max\{\, k : \sum_{i=1}^{k} c_{(i)} \geq k^2 \,\} \tag{3}$$

For a department with n evaluated academics the reported statistics are: n; the mean and standard deviation of publications, citations and h; the median h; the mean i10 and the mean m-quotient. Departments are ordered by mean h within each area, with the median reported to expose skewness, exactly as in the 2012 tables. The hypothesis that academics who publicly report their activity have a different impact from those who do not is tested per area with the two-sided Mann-Whitney U test, α = 0.05:

$$U_1 = n_1 n_2 + \frac{n_1(n_1+1)}{2} - R_1, \qquad U = \min(U_1, U_2) \tag{4}$$

where n_1, n_2 are the group sizes and R_1 the rank sum of the reporting group; the reporting variable is the public ORCID iD and the impact metric the OpenAlex 2012-2025 h-index, so that the metric is independent of the variable and defined for the largest share of the roster (Section 3A). All indicators are computed twice: on the publications of 2012-2025 (the window of this chapter, reported in every table) and on the lifetime record (the exact 2012 design, reported in Section 5A.2 and in the companion workbook); for Google Scholar the profile's own lifetime h-index, i10-index and citation total are reported as well.

4B. Koukoutsidis (2022) ranking methodology

Let T_d be the set of TRS members of department d, D_i(w) the set of documents of member i with publication year in window w, and c_e the citation count of document e at retrieval. The department's publication count is the size of the union of its members' documents, so that a paper co-authored by several members is counted once:

$$P_d(w) = |D_d(w)|, \qquad D_d(w) = \bigcup_{i \in T_d} D_i(w) \tag{5}$$

$$C_d(w) = \sum_{e \in D_d(w)} c_e \tag{6}$$

with N_d = |T_d| counting every TRS member, including those without a matched profile (their absence is reported separately, not removed from the denominator). The three indicators of the 2022 study are

$$\text{papers per TRS}_d(w) = \frac{P_d(w)}{N_d} \tag{7}$$

$$\text{citations per TRS}_d(w) = \frac{C_d(w)}{N_d} \tag{8}$$

$$\text{citations per paper}_d(w) = \frac{C_d(w)}{P_d(w)} \tag{9}$$

Departments are ranked by Eq. 8 and, separately, by Eq. 9 within each university and within each area, because the two orderings diverge where co-authorship within the department is intense and where departments are small (Koukoutsidis, 2022) - both conditions present in the life sciences, where large-consortium papers in genomics and the biomedical sciences are common. Self-citations are allowed. The window is w = 2012-2025 throughout.

4C. Individual extension and composite rank (common to both designs)

Design A is individual by construction, so its department statistics are moments of a distribution that we now report in full: every academic is ranked within department, within area and nation-wide on h, citations and publications of 2012-2025. Design B is extended with the same three scopes on the member's own 2012-2025 papers P_i(w), citations C_i(w) and lifetime h. For an academic with ranks r_1, ..., r_M on M indicators the composite rank is the harmonic mean of the individual ranks - the aggregation rule used by IDEAS/RePEc (Zimmermann, 2013):

$$\bar{r} = \frac{M}{\sum_{j=1}^{M} 1/r_j} \tag{10}$$

Composite ranks are computed separately for the design-A indicators and for the design-B indicators and reported side by side; they are never merged across designs.

5. Results

5A. Altanopoulou, Dontsidou & Tselios (2012) ranking methodology

5A.1 Design lineage and baseline availability

The methodological ancestor of design A is Altanopoulou, Dontsidou and Tselios (2012); the same group applied the design to the education departments (Tselios and Altanopoulou, 2011) and to 50 science and engineering departments (Pitsolanti, Papadopoulou and Tselios, 2018). None of those applications covered the life-sciences and agriculture departments, so no numerical design-A baseline exists for the departments of this chapter and no baseline table can be reproduced. Section 5A is therefore, to our knowledge, the first author-level bibliometric assessment of the complete tenured faculty of the Greek life sciences and agriculture. The department-level design does have its own baseline - the 2022 Scopus study, whose life-sciences and agriculture panel is reproduced and compared in Section 5B.1 - so longitudinal comparison in this chapter runs through design B.

5A.2 Departments, publications 2012-2025

Agricultural sciences: 237 academics with a matched Google Scholar record of the 397 TRS members in 17 departments. Mean h over the 2012-2025 publications ranges from 12.20 (Department of Animal Science (UThessaly)) to 25.53 (Department of Agriculture, Crop Production and Rural Environment (UThessaly)); the area mean is 18.38, with 64.4 publications and 1,780.2 citations per evaluated academic. The three departments with the highest mean h are Department of Agriculture, Crop Production and Rural Environment (UThessaly) (25.53); Department of Natural Resources Development & Agricultural Engineering (AUA) (21.94); School of Agriculture (AUTH) (20.55); the highest citations per academic are found at Department of Agriculture, Crop Production and Rural Environment (UThessaly) (3,092.6); Department of Agricultural Development (DUTH) (2,901.8); Department of Agricultural Technology (UoI) (2,838.1).

Table 4a. Agricultural sciences: Google Scholar indicators of academics, publications 2012-2025 (design A). Cells give mean (SD) [median]. Departments ordered by mean h.

Department (Univ.)	N	TRS	Publications mean (SD)	Citations mean (SD)	h mean (SD) [median]	Mean i10	Mean m
Department of Agriculture, Crop Production and Rural Environment (UThessaly)	15	26	107.7 (88.5)	3,092.6 (3,372.4)	25.5 (16.4) [22.0]	54.3	0.920
Department of Natural Resources Development & Agricultural Engineering (AUA)	17	22	83.2 (55.8)	2,361.8 (2,603.1)	21.9 (11.7) [19.0]	37.1	0.759
School of Agriculture (AUTH)	44	64	62.7 (33.1)	2,098.8 (2,582.8)	20.6 (8.4) [21.0]	32.9	0.854
Department of Sustainable Agriculture (UPatras)	5	8	64.6 (24.6)	1,947.2 (2,300.1)	20.2 (9.4) [16.0]	31.0	0.967
Department of Agricultural Development (DUTH)	13	15	53.1 (40.5)	2,901.8 (3,770.7)	19.8 (12.7) [18.0]	31.7	0.835
Department of Animal Science (AUA)	19	32	62.8 (38.1)	1,607.7 (1,155.0)	19.6 (8.6) [16.0]	33.5	0.812
Department of Agricultural Technology (UoI)	7	14	68.1 (60.3)	2,838.1 (4,668.7)	19.4 (18.2) [10.0]	39.0	0.937
Department of Crop Science (AUA)	30	50	60.7 (42.8)	1,408.5 (1,239.5)	18.4 (7.8) [16.5]	29.4	0.701
Department of Agriculture (HMU)	14	24	50.9 (29.9)	1,634.1 (1,495.7)	18.4 (8.6) [16.0]	27.6	0.774
Department of Viticulture and Oenology (DUTH)	3	8	68.7 (39.4)	1,308.3 (469.5)	18.0 (3.0) [18.0]	27.3	0.914
Department of Fisheries and Aquaculture (UPatras)	7	11	65.3 (62.8)	1,221.4 (1,189.8)	15.9 (11.6) [17.0]	25.9	0.657
Department of Agriculture (UPatras)	11	14	45.9 (24.0)	1,042.6 (679.8)	14.6 (5.9) [16.0]	20.8	0.699
Department of Agricultural Development, Agrofood and Management of Natural Resources (NKUA)	7	25	38.9 (24.1)	1,404.9 (1,419.9)	14.4 (11.0) [10.0]	20.3	0.891
Department of Agriculture (IHU)	19	33	90.8 (185.2)	1,337.9 (2,630.9)	14.1 (10.7) [12.0]	25.9	0.645
Department of Agriculture (UoWM)	9	16	38.2 (15.8)	771.7 (649.7)	12.8 (6.5) [11.0]	15.8	0.864
Department of Agrotechnology (UThessaly)	7	22	44.7 (27.5)	1,048.0 (962.3)	12.4 (8.0) [14.0]	14.1	0.637
Department of Animal Science (UThessaly)	10	13	43.6 (29.7)	654.5 (513.2)	12.2 (5.9) [12.5]	17.1	0.693

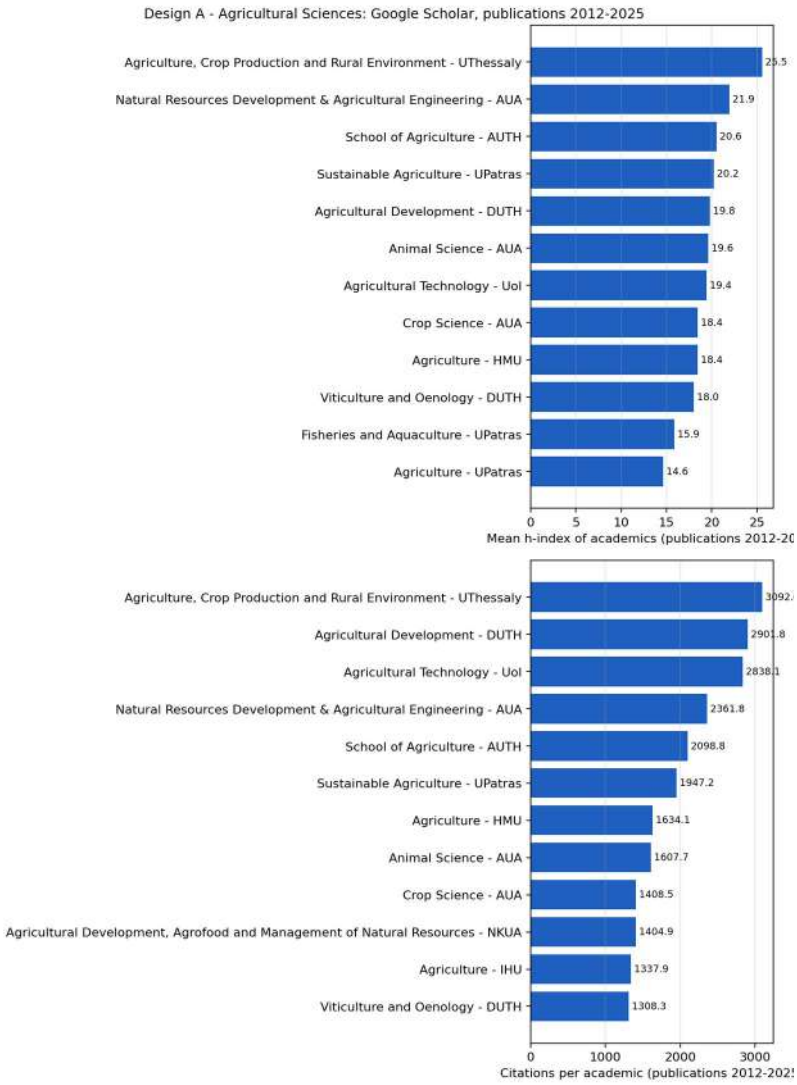

Figure 2. Agricultural sciences: mean h-index of academics (top) and citations per academic (bottom), Google Scholar publications 2012-2025, design A.

Biology and molecular biosciences: 108 academics with a matched Google Scholar record of the 216 TRS members in 8 departments. Mean h over the 2012-2025 publications ranges from 15.62 (Department of Molecular Biology and Genetics (DUTH)) to 24.16 (Department of Biology (NKUA)); the area mean is 19.82, with 61.6 publications and 2,295.7 citations per evaluated academic. The three departments with the highest mean h are Department of Biology (NKUA) (24.16); Department of Biochemistry and Biotechnology (UThessaly) (22.18); Department of Biology (UoC) (21.00); the highest citations per academic are found at Department of Biology (NKUA) (4,341.2); Department of Biology (UoC) (2,888.8); Department of Biochemistry and Biotechnology (UThessaly) (2,425.0).

Table 4b. Biology and molecular biosciences: Google Scholar indicators of academics, publications 2012-2025 (design A). Cells give mean (SD) [median]. Departments ordered by mean h.

Department (Univ.)	N	TRS	Publications mean (SD)	Citations mean (SD)	h mean (SD) [median]	Mean i10	Mean m
Department of Biology (NKUA)	19	35	89.5 (68.0)	4,341.2 (6,164.8)	24.2 (10.8) [23.0]	45.3	0.963
Department of Biochemistry and Biotechnology (UThessaly)	11	23	70.3 (84.4)	2,425.0 (3,824.0)	22.2 (17.0) [16.0]	42.4	0.735
Department of Biology (UoC)	9	25	56.2 (24.0)	2,888.8 (2,031.7)	21.0 (6.6) [21.0]	30.6	0.945
School of Biology (AUTH)	26	40	59.9 (42.1)	1,747.6 (1,512.0)	19.9 (9.1) [17.5]	29.9	0.765
Department of Biotechnology (AUA)	10	20	74.1 (99.2)	1,296.6 (1,228.2)	18.1 (7.0) [17.5]	32.9	0.799
Department of Biology (UPatras)	10	28	43.8 (23.5)	1,326.2 (1,023.7)	17.8 (8.1) [19.0]	26.4	0.715

Department (Univ.)	N	TRS	Publications mean (SD)	Citations mean (SD)	h mean (SD) [median]	Mean i10	Mean m
Department of Biological Applications and Technology (UoI)	10	22	42.6 (24.9)	1,978.0 (1,819.0)	17.0 (7.0) [18.5]	23.0	0.684
Department of Molecular Biology and Genetics (DUTH)	13	23	39.6 (33.0)	1,640.7 (1,814.0)	15.6 (11.1) [11.0]	21.2	0.632

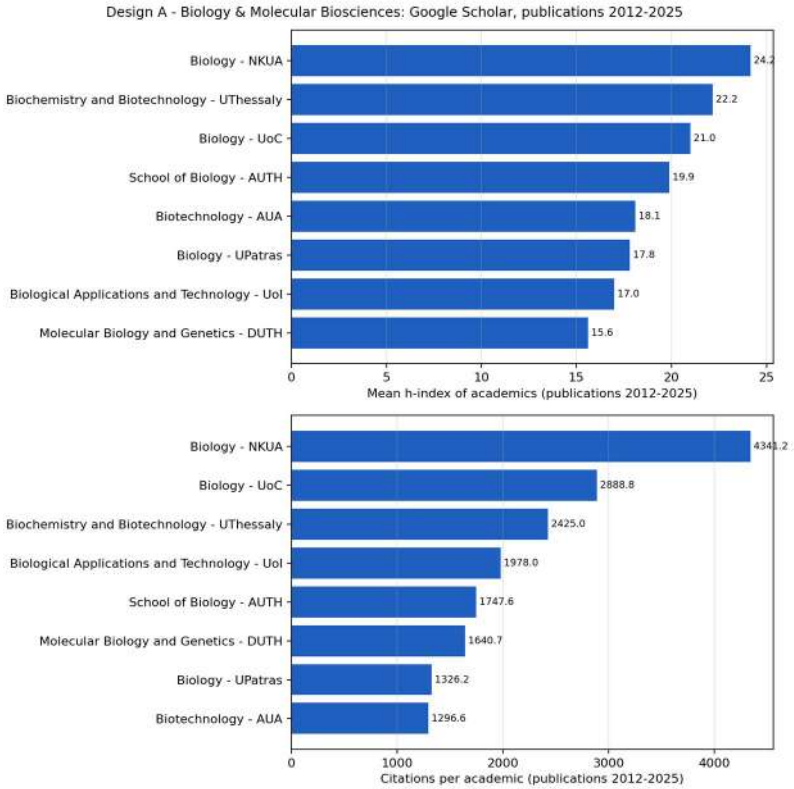

Figure 3. Biology and molecular biosciences: mean h-index of academics (top) and citations per academic (bottom), Google Scholar publications 2012-2025, design A.

Food science and nutrition: 78 academics with a matched Google Scholar record of the 134 TRS members in 9 departments. Mean h over the 2012-2025 publications ranges from 12.89 (Department of Food Science and Technology (UNIWA)) to 27.94 (Department of Food Science and Human Nutrition (AUA)); the area mean is 19.19, with 58.7 publications and 2,092.1 citations per evaluated academic. The three departments with the highest mean h are Department of Food Science and Human Nutrition (AUA) (27.94); Department of Food Science and Nutrition (UAegean) (20.38); Department of Food Science and Technology (IONIO) (19.50); the highest citations per academic are found at Department of Food Science and Human Nutrition (AUA) (4,640.1); Department of Food Science and Technology (IONIO) (2,128.8); Department of Food Science and Technology (UoP) (2,019.7).

Table 4c. Food science and nutrition: Google Scholar indicators of academics, publications 2012-2025 (design A). Cells give mean (SD) [median]. Departments ordered by mean h.

Department (Univ.)	N	TRS	Publications mean (SD)	Citations mean (SD)	h mean (SD) [median]	Mean i10	Mean m
Department of Food Science and Human Nutrition (AUA)	16	30	92.8 (64.7)	4,640.1 (6,596.1)	27.9 (11.5) [26.5]	56.1	1.141
Department of Food Science and Nutrition (UAegean)	8	17	62.2 (46.5)	1,795.2 (1,248.3)	20.4 (10.6) [23.0]	33.6	1.058
Department of Food Science and Technology (IONIO)	8	12	42.6 (26.7)	2,128.8 (1,350.3)	19.5 (11.6) [24.5]	28.0	1.224
Department of Food Science and Technology (UPatras)	5	7	55.2 (30.9)	1,329.4 (1,096.3)	18.0 (9.5) [14.0]	28.4	0.814
Department of Wine, Vine and Beverage Sciences (UNIWA)	8	13	49.9 (39.8)	1,070.5 (910.7)	17.2 (7.8) [16.0]	23.0	0.740
Department of Food Science and Technology (IHU)	9	16	47.3 (36.9)	1,208.2 (944.1)	17.0 (8.1) [17.0]	25.2	0.608
Department of Food Science and Technology (UoP)	7	12	60.0 (81.2)	2,019.7 (2,897.5)	16.6 (15.1) [11.0]	28.4	0.491
Department of Food Science and Nutrition (UThessaly)	8	11	52.8 (63.2)	1,150.1 (1,505.7)	14.8 (11.3) [12.5]	28.1	0.654

Department (Univ.)	N	TRS	Publications mean (SD)	Citations mean (SD)	h mean (SD) [median]	Mean i10	Mean m
Department of Food Science and Technology (UNIWA)	9	16	34.3 (18.4)	903.1 (787.2)	12.9 (5.3) [13.0]	15.6	0.548

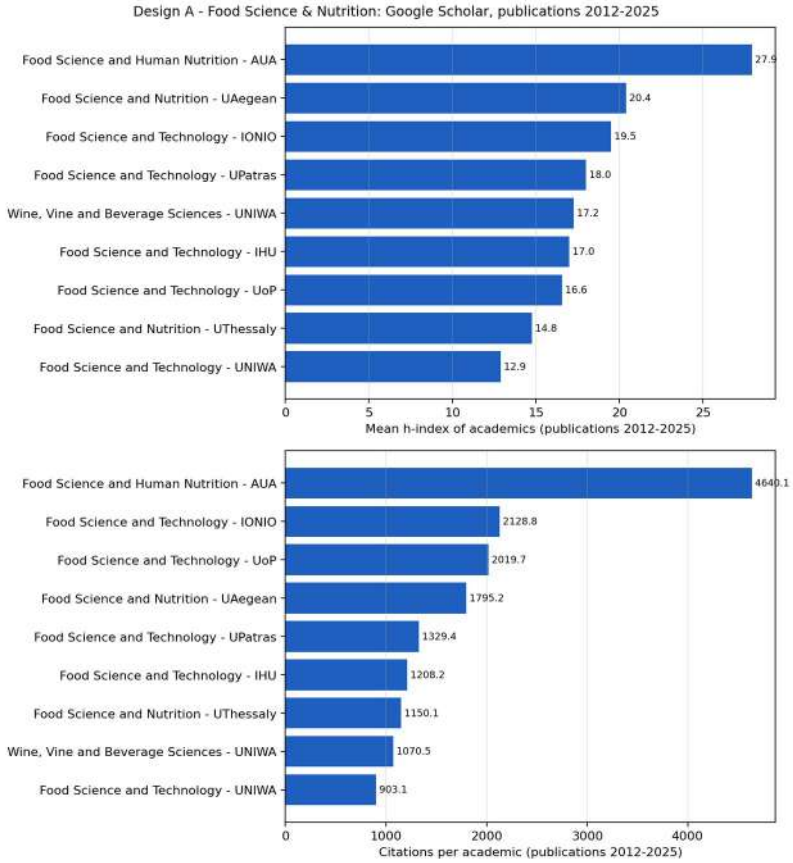

Figure 4. Food science and nutrition: mean h-index of academics (top) and citations per academic (bottom), Google Scholar publications 2012-2025, design A.

Forestry and natural environment: 50 academics with a matched Google Scholar record of the 78 TRS members in 4 departments. Mean h over the 2012-2025 publications ranges from 9.60 (Department of Forestry, Wood Science and Design (UThessaly)) to 15.45 (School of Forestry and Natural Environment (AUTH)); the area mean is 14.44, with 52.8 publications and 1,104.7 citations per evaluated academic. The three departments with the highest mean h are School of Forestry and Natural Environment (AUTH) (15.45); Department of Forestry and Management of the Environment and of Natural Resources (DUTH) (15.31); Department of Forestry and Natural Environment Management (AUA) (12.71); the highest citations per academic are found at Department of Forestry and Management of the Environment and of Natural Resources (DUTH) (1,368.1); Department of Forestry and Natural Environment Management (AUA) (1,336.6); School of Forestry and Natural Environment (AUTH) (1,000.9).

Table 4d. Forestry and natural environment: Google Scholar indicators of academics, publications 2012-2025 (design A). Cells give mean (SD) [median]. Departments ordered by mean h.

Department (Univ.)	N	TRS	Publications mean (SD)	Citations mean (SD)	h mean (SD) [median]	Mean i10	Mean m
School of Forestry and Natural Environment (AUTH)	22	35	52.6 (36.7)	1,000.9 (968.4)	15.4 (7.0) [15.0]	21.9	0.585
Department of Forestry and Management of the Environment and of Natural Resources (DUTH)	16	21	60.5 (37.3)	1,368.1 (1,375.3)	15.3 (8.4) [13.0]	22.9	0.585
Department of Forestry and Natural Environment Management (AUA)	7	8	47.1 (33.8)	1,336.6 (1,451.5)	12.7 (7.2) [15.0]	14.4	0.463
Department of Forestry, Wood Science and Design (UThessaly)	5	14	36.8 (20.1)	393.8 (343.2)	9.6 (5.2) [8.0]	9.0	0.363

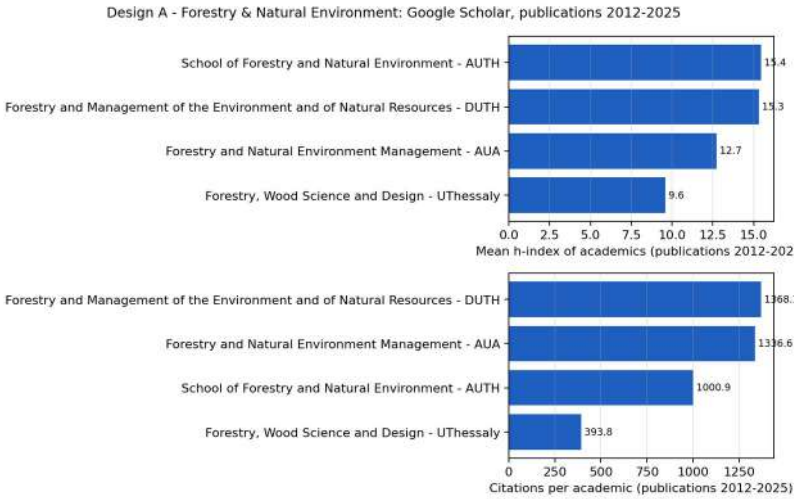

Figure 5. Forestry and natural environment: mean h-index of academics (top) and citations per academic (bottom), Google Scholar publications 2012-2025, design A.

Environment: 23 academics with a matched Google Scholar record of the 38 TRS members in 3 departments. Mean h over the 2012-2025 publications ranges from 13.54 (Department of Environment (IONIO)) to 17.86 (Department of Environment (UAegean)); the area mean is 14.96, with 44.0 publications and 1,401.6 citations per evaluated academic. The three departments with the highest mean h are Department of Environment (UAegean) (17.86); Department of Environment (UThessaly) (14.33); Department of Environment (IONIO) (13.54); the highest citations per academic are found at Department of Environment (UAegean) (2,068.0); Department of Environment (UThessaly) (1,201.3); Department of Environment (IONIO) (1,088.9).

Table 4e. Environment: Google Scholar indicators of academics, publications 2012-2025 (design A). Cells give mean (SD) [median]. Departments ordered by mean h.

Department (Univ.)	N	TRS	Publications mean (SD)	Citations mean (SD)	h mean (SD) [median]	Mean i10	Mean m
Department of Environment (UAegean)	7	12	39.9 (28.1)	2,068.0 (1,869.8)	17.9 (12.1) [13.0]	23.4	0.721
Department of Environment (UThessaly)	3	10	47.0 (17.4)	1,201.3 (919.9)	14.3 (5.5) [14.0]	16.0	0.931
Department of Environment (IONIO)	13	16	45.5 (53.5)	1,088.9 (1,737.0)	13.5 (10.4) [12.0]	19.8	0.646

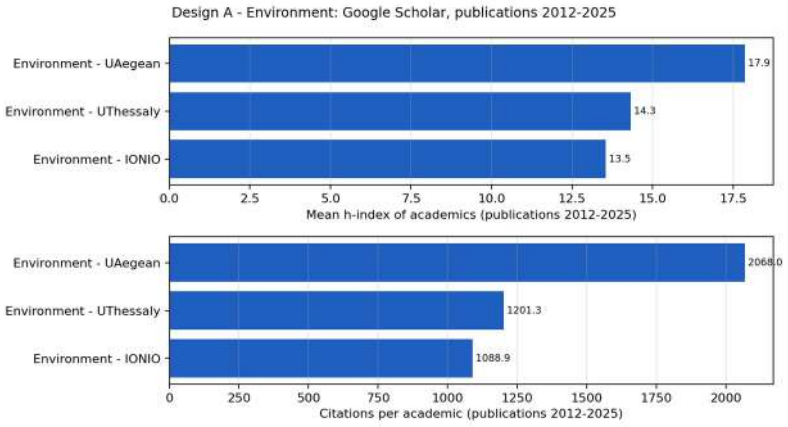

Figure 6. Environment: mean h-index of academics (top) and citations per academic (bottom), Google Scholar publications 2012-2025, design A.

Veterinary medicine: 61 academics with a matched Google Scholar record of the 119 TRS members in 2 departments. Mean h over the 2012-2025 publications ranges from 13.39 (Department of Veterinary Medicine (UThessaly)) to 16.51 (School of Veterinary Medicine (AUTH)); the area mean is 15.59, with 59.8 publications and 1,316.7 citations per evaluated academic. The three departments with the highest mean h are School of Veterinary Medicine (AUTH) (16.51); Department of Veterinary Medicine

(UThessaly) (13.39); the highest citations per academic are found at School of Veterinary Medicine (AUTH) (1,538.7); Department of Veterinary Medicine (UThessaly) (786.3).

Table 4f. Veterinary medicine: Google Scholar indicators of academics, publications 2012-2025 (design A). Cells give mean (SD) [median]. Departments ordered by mean h.

Department (Univ.)	N	TRS	Publications mean (SD)	Citations mean (SD)	h mean (SD) [median]	Mean i10	Mean m
School of Veterinary Medicine (AUTH)	43	83	66.0 (49.2)	1,538.7 (2,504.8)	16.5 (8.4) [15.0]	27.3	0.611
Department of Veterinary Medicine (UThessaly)	18	36	45.1 (30.5)	786.3 (701.0)	13.4 (5.7) [11.0]	18.8	0.549

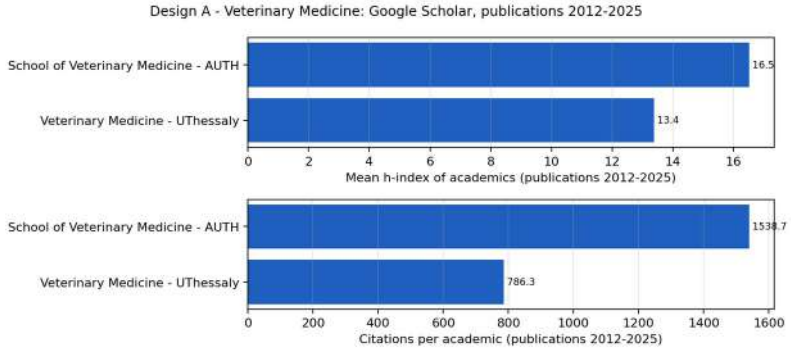

Figure 7. Veterinary medicine: mean h-index of academics (top) and citations per academic (bottom), Google Scholar publications 2012-2025, design A.

Table 4l. Agricultural sciences: Google Scholar lifetime indicators of academics (the exact 2012 design, all years to 29 August 2026). Cells give mean (SD) [median]. Departments ordered by mean lifetime h.

Department (Univ.)	N	Publications mean (SD)	Citations mean (SD)	h mean (SD) [median]	Mean i10
Department of Agriculture, Crop Production and Rural Environment (UThessaly)	15	141.5 (116.8)	4,176.4 (3,926.5)	30.3 (17.6) [24.0]	69.7
School of Agriculture (AUTH)	44	89.9 (43.5)	3,457.3 (3,828.4)	26.2 (10.8) [26.0]	46.5
Department of Natural Resources Development & Agricultural Engineering (AUA)	17	120.8 (91.2)	3,236.2 (3,689.8)	25.5 (13.6) [24.0]	49.5
Department of Agricultural Development (DUTH)	13	75.7 (49.8)	4,230.1 (5,229.6)	25.1 (15.4) [25.0]	43.2
Department of Animal Science (AUA)	19	91.2 (54.7)	2,896.8 (2,322.9)	24.6 (10.3) [23.0]	47.3
Department of Crop Science (AUA)	30	87.7 (64.5)	2,460.3 (2,238.7)	23.9 (11.2) [22.5]	44.4
Department of Sustainable Agriculture (UPatras)	5	87.0 (36.4)	2,749.8 (3,845.1)	23.8 (13.5) [17.0]	38.6
Department of Agriculture (HMU)	14	71.9 (38.5)	2,801.7 (1,932.8)	22.9 (8.8) [23.5]	36.6
Department of Agricultural Technology (UoI)	7	88.7 (78.0)	3,276.6 (4,667.5)	22.0 (18.5) [14.0]	48.7
Department of Fisheries and Aquaculture (UPatras)	7	84.3 (78.8)	2,763.6 (3,521.0)	21.4 (15.0) [18.0]	36.3
Department of Viticulture and Oenology (DUTH)	3	83.0 (54.3)	1,775.3 (882.0)	20.7 (4.9) [23.0]	33.3
Department of Agriculture (UPatras)	11	66.5 (24.7)	1,621.6 (1,105.8)	19.2 (6.8) [19.0]	30.7
Department of Agriculture (IHU)	19	119.5 (212.4)	2,561.7 (5,134.5)	18.2 (15.6) [12.0]	39.5
Department of Agricultural Development, Agrofood and Management of Natural Resources (NKUA)	7	67.9 (29.5)	1,685.7 (1,354.7)	17.6 (9.7) [15.0]	25.3
Department of Agrotechnology (UThessaly)	7	67.1 (31.4)	1,437.7 (737.5)	17.3 (4.2) [17.0]	22.4
Department of Animal Science (UThessaly)	10	55.2 (25.0)	830.0 (435.0)	14.3 (4.4) [15.0]	20.5
Department of Agriculture (UoWM)	9	47.4 (18.8)	867.4 (612.0)	14.0 (6.0) [13.0]	17.8

Table 4m. Biology and molecular biosciences: Google Scholar lifetime indicators of academics (the exact 2012 design, all years to 29 August 2026). Cells give mean (SD) [median]. Departments ordered by mean lifetime h.

Department (Univ.)	N	Publications mean (SD)	Citations mean (SD)	h mean (SD) [median]	Mean i10
Department of Biology (NKUA)	19	124.5 (84.6)	6,087.4 (7,580.1)	30.7 (11.5) [33.0]	63.2
Department of Biochemistry and Biotechnology (UThessaly)	11	104.5 (116.1)	4,057.8 (5,425.4)	29.9 (18.3) [24.0]	61.0
Department of Biology (UoC)	9	82.4 (45.0)	4,607.2 (2,528.1)	29.3 (12.6) [29.0]	48.0
School of Biology (AUTH)	26	96.4 (66.9)	3,698.6 (3,344.8)	28.5 (11.6) [26.0]	50.3
Department of Biological Applications and Technology (UoI)	10	68.7 (41.4)	3,182.1 (1,921.0)	24.9 (9.1) [26.5]	38.5
Department of Biotechnology (AUA)	10	100.4 (112.8)	2,437.0 (2,012.4)	23.5 (8.0) [20.5]	45.9
Department of Molecular Biology and Genetics (DUTH)	13	61.7 (41.2)	3,274.1 (2,887.4)	23.1 (13.4) [20.0]	33.6
Department of Biology (UPatras)	10	61.3 (29.2)	2,284.2 (1,190.3)	23.0 (8.4) [26.0]	37.3

Table 4n. Food science and nutrition: Google Scholar lifetime indicators of academics (the exact 2012 design, all years to 29 August 2026). Cells give mean (SD) [median]. Departments ordered by mean lifetime h.

Department (Univ.)	N	Publications mean (SD)	Citations mean (SD)	h mean (SD) [median]	Mean i10
Department of Food Science and Human Nutrition (AUA)	16	135.6 (99.1)	8,122.8 (10,274.9)	38.4 (17.9) [34.5]	82.0
Department of Food Science and Technology (IHU)	9	78.1 (65.4)	4,882.4 (5,462.4)	23.6 (10.5) [19.0]	40.0
Department of Food Science and Nutrition (UAegean)	8	80.9 (64.9)	2,312.2 (1,674.2)	23.0 (12.2) [23.0]	40.5
Department of Food Science and Technology (UoP)	7	86.3 (109.5)	2,674.9 (3,553.4)	22.1 (15.0) [20.0]	41.3
Department of Wine, Vine and Beverage Sciences (UNIWA)	8	76.2 (74.9)	1,869.0 (1,562.4)	22.1 (11.0) [19.0]	34.2
Department of Food Science and Technology (IONIO)	8	51.2 (24.5)	2,315.9 (1,324.4)	21.6 (11.3) [27.0]	31.4
Department of Food Science and Technology (UPatras)	5	67.8 (34.2)	1,502.6 (1,309.7)	19.2 (10.0) [15.0]	31.2
Department of Food Science and Nutrition (UThessaly)	8	68.4 (83.1)	1,931.5 (2,949.3)	18.1 (15.2) [13.5]	35.1
Department of Food Science and Technology (UNIWA)	9	45.6 (19.2)	1,350.9 (919.7)	16.2 (4.3) [15.0]	21.0

Table 4o. Forestry and natural environment: Google Scholar lifetime indicators of academics (the exact 2012 design, all years to 29 August 2026). Cells give mean (SD) [median]. Departments ordered by mean lifetime h.

Department (Univ.)	N	Publications mean (SD)	Citations mean (SD)	h mean (SD) [median]	Mean i10
School of Forestry and Natural Environment (AUTH)	22	82.5 (54.2)	1,525.3 (1,497.0)	19.0 (8.8) [18.0]	32.4
Department of Forestry and Management of the Environment and of Natural Resources (DUTH)	16	86.6 (62.1)	1,815.0 (2,080.5)	18.0 (11.0) [16.0]	30.6
Department of Forestry and Natural Environment Management (AUA)	7	59.7 (43.5)	1,477.4 (1,525.9)	13.9 (7.5) [16.0]	18.3
Department of Forestry, Wood Science and Design (UThessaly)	5	57.2 (28.2)	663.2 (442.4)	10.8 (4.7) [11.0]	13.0

Table 4p. Environment: Google Scholar lifetime indicators of academics (the exact 2012 design, all years to 29 August 2026). Cells give mean (SD) [median]. Departments ordered by mean lifetime h.

Department (Univ.)	N	Publications mean (SD)	Citations mean (SD)	h mean (SD) [median]	Mean i10
Department of Environment (UAegean)	7	71.1 (29.6)	3,845.7 (2,532.6)	28.1 (12.7) [27.0]	42.7
Department of Environment (IONIO)	13	66.2 (58.0)	1,475.1 (1,747.7)	17.5 (10.0) [15.0]	26.6
Department of Environment (UThessaly)	3	54.3 (19.9)	1,237.3 (891.1)	14.7 (6.0) [14.0]	16.7

Table 4q. Veterinary medicine: Google Scholar lifetime indicators of academics (the exact 2012 design, all years to 29 August 2026). Cells give mean (SD) [median]. Departments ordered by mean lifetime h.

Department (Univ.)	N	Publications mean (SD)	Citations mean (SD)	h mean (SD) [median]	Mean i10
School of Veterinary Medicine (AUTH)	43	104.8 (93.1)	2,510.2 (3,044.7)	22.3 (11.6) [19.0]	43.0
Department of Veterinary Medicine (UThessaly)	18	73.2 (50.8)	1,668.6 (1,722.9)	18.4 (10.2) [15.0]	30.7

N = academics with a public Google Scholar profile; TRS = tenured members on the roster, including those without a profile. m = h divided by years since first recorded publication (Eq. 2). Quartiles, minima and maxima of every metric are in the companion workbook (sheet 'dept_stats').

5A.3 Academic grade

Table 5a aggregates by grade, as in the 2012 study: in Agricultural sciences the mean 2012-2025 h of professors is 20.81 against 16.15 for associate and assistant professors; in Biology and molecular biosciences the mean 2012-2025 h of professors is 22.44 against 17.95 for associate and assistant professors; in Food science and nutrition the mean 2012-2025 h of professors is 23.19 against 18.54 for associate and assistant professors; in Forestry and natural environment the mean 2012-2025 h of professors is 15.71 against 12.82 for associate and assistant professors; in Environment the mean 2012-2025 h of professors is 15.12 against 14.87 for associate and assistant professors; in Veterinary medicine the mean 2012-2025 h of professors is 19.55 against 10.93 for associate and assistant professors.

Table 5a. Indicators by academic grade and area, publications 2012-2025 (design A, Google Scholar).

Area	Grade	N	Pubs/academic	Cites/academic	Mean h	Median h
AGRI	Associate/Assistant professor	122	50.4	1,390	16.1	14.5
AGRI	Lecturer	1	22.0	1,352	14.0	14.0
AGRI	Professor	114	79.8	2,202	20.8	18.0
BIO	Associate/Assistant professor	63	50.9	1,898	17.9	17.0
BIO	Professor	45	76.7	2,853	22.4	20.0
FOOD	Associate/Assistant professor	54	50.1	1,645	18.5	17.0
FOOD	Lecturer	3	6.7	45	3.0	3.0
FOOD	Professor	21	88.2	3,534	23.2	23.0
FOREST	Associate/Assistant professor	22	37.3	715	12.8	14.5

Area	Grade	N	Pubs/academic	Cites/academic	Mean h	Median h
FOREST	Professor	28	65.0	1,411	15.7	14.0
ENV	Associate/Assistant professor	15	47.3	1,297	14.9	12.0
ENV	Professor	8	37.6	1,598	15.1	14.5
VET	Associate/Assistant professor	28	32.3	1,049	10.9	10.5
VET	Professor	33	83.2	1,544	19.6	18.0

Table 5b aggregates the same indicators at university level - the unit of the 2022 funding regulation - over every evaluated member of the university's life-sciences and agriculture departments, and Table 5c gives the full distribution of the member-level metrics by area and nation-wide, so that the departmental means of Table 4 can be read against the quartiles of the individual values.

Table 5b. Indicators by university, over all evaluated members of the university's life-sciences and agriculture departments, publications 2012-2025 (Google Scholar). Ordered by mean h 2012-2025.

University	Depts	TRS	N	Pubs 2012-25	Cites 2012-25	h 2012-25 (SD) [median]	i10
NKUA	2	60	26	75.8 (63.2)	3,551 (5,442)	21.5 (11.5) [20.5]	38.6
UoC	1	25	9	56.2 (24.0)	2,889 (2,032)	21.0 (6.6) [21.0]	30.6
AUA	6	162	99	70.5 (55.8)	2,116 (3,178)	20.4 (9.9) [18.0]	35.1
UAegean	2	29	15	51.8 (39.4)	1,923 (1,516)	19.2 (11.0) [16.0]	28.9
HMU	1	24	14	50.9 (29.9)	1,634 (1,496)	18.4 (8.6) [16.0]	27.6
AUTH	4	222	135	61.6 (40.9)	1,674 (2,196)	18.3 (8.5) [17.0]	28.7
UoI	2	36	17	53.1 (43.3)	2,332 (3,198)	18.0 (12.3) [18.0]	29.6
All	43	982	557	60.7 (58.0)	1,797 (2,601)	18.0 (10.0) [16.0]	29.0
DUTH	4	67	45	52.9 (37.2)	1,886 (2,423)	16.9 (10.3) [14.0]	25.2
UPatras	5	68	38	52.6 (34.4)	1,307 (1,179)	16.9 (8.4) [16.0]	25.6
UThessaly	8	155	77	61.0 (61.4)	1,505 (2,329)	16.7 (12.2) [14.0]	28.6
UoP	1	12	7	60.0 (81.2)	2,020 (2,898)	16.6 (15.1) [11.0]	28.4
IONIO	2	28	21	44.4 (44.3)	1,485 (1,648)	15.8 (11.0) [13.0]	22.9
IHU	2	49	28	76.9 (153.9)	1,296 (2,210)	15.0 (9.9) [12.5]	25.7
UNIWA	2	29	17	41.6 (30.5)	982 (825)	14.9 (6.7) [13.0]	19.1
UoWM	1	16	9	38.2 (15.8)	772 (650)	12.8 (6.5) [11.0]	15.8

Table 5c. Distribution of the member-level metrics (Google Scholar, publications 2012-2025), by area and nation-wide.

Area	Metric	N	Mean	SD	Median	Q1	Q3	Min	Max
AGRI	h 2012-2025	237	18.4	10.3	16.0	11.0	24.0	1	59
AGRI	i10 2012-2025	237	30.3	27.1	22.0	13.0	39.0	0	177
AGRI	citations 2012-2025	237	1,780.2	2,292.9	1,039.0	504.0	2,180.0	3	16,578
AGRI	publications 2012-2025	237	64.4	67.7	53.0	31.0	71.0	3	835
AGRI	h lifetime	237	22.9	12.3	21.0	14.0	30.0	4	64
AGRI	i10 lifetime	237	41.8	37.0	31.0	17.0	55.0	1	242
AGRI	citations lifetime	237	2,779.2	3,351.4	1,703.0	762.0	3,384.0	58	21,753
AGRI	publications lifetime	237	89.9	84.2	67.0	46.0	110.0	9	898
BIO	h 2012-2025	108	19.8	10.2	18.0	13.0	25.0	1	63
BIO	i10 2012-2025	108	32.2	28.0	24.0	14.0	37.5	1	171
BIO	citations 2012-2025	108	2,295.7	3,248.8	1,292.5	684.0	2,787.5	11	24,315
BIO	publications 2012-2025	108	61.6	56.9	43.5	28.0	72.0	1	349
BIO	h lifetime	108	27.2	12.0	26.0	19.0	33.2	5	74
BIO	i10 lifetime	108	48.8	37.3	36.0	25.0	62.0	4	229
BIO	citations lifetime	108	3,884.4	4,319.4	2,688.0	1,439.5	4,558.5	101	28,121
BIO	publications lifetime	108	91.4	74.9	67.5	46.0	114.0	16	385
FOOD	h 2012-2025	78	19.2	11.0	17.0	11.2	26.8	1	52
FOOD	i10 2012-2025	78	32.1	29.9	20.0	12.5	44.8	1	138
FOOD	citations 2012-2025	78	2,092.1	3,433.9	1,177.0	542.5	2,552.8	13	26,742
FOOD	publications 2012-2025	78	58.7	51.9	40.0	26.2	74.2	1	237
FOOD	h lifetime	78	24.4	14.6	21.0	15.0	30.8	3	70
FOOD	i10 lifetime	78	44.0	42.9	30.0	18.0	59.0	1	212
FOOD	citations lifetime	78	3,586.3	5,709.2	1,833.0	842.0	3,804.2	36	40,009
FOOD	publications lifetime	78	82.5	76.5	58.0	35.2	90.0	4	341
FOREST	h 2012-2025	50	14.4	7.4	14.0	8.5	17.8	3	37
FOREST	i10 2012-2025	50	19.9	16.1	18.0	8.0	24.8	0	74
FOREST	citations 2012-2025	50	1,104.7	1,155.5	779.5	332.5	1,417.8	23	5,309
FOREST	publications 2012-2025	50	52.8	35.0	42.5	29.0	63.8	7	155
FOREST	h lifetime	50	17.1	9.2	16.0	11.0	21.8	3	46
FOREST	i10 lifetime	50	27.9	24.4	23.0	11.5	37.5	1	109
FOREST	citations lifetime	50	1,525.1	1,640.2	969.5	436.8	1,929.8	60	7,201
FOREST	publications lifetime	50	78.1	53.5	63.5	42.2	93.8	7	237
ENV	h 2012-2025	23	15.0	10.3	13.0	9.0	16.0	4	41
ENV	i10 2012-2025	23	20.4	22.2	13.0	8.0	22.5	2	98
ENV	citations 2012-2025	23	1,401.6	1,697.3	782.0	274.5	1,751.5	78	6,477

Area	Metric	N	Mean	SD	Median	Q1	Q3	Min	Max
ENV	publications 2012-2025	23	44.0	42.5	35.0	20.5	49.0	7	215
ENV	h lifetime	23	20.4	11.4	17.0	11.5	26.0	7	48
ENV	i10 lifetime	23	30.2	25.0	24.0	12.5	44.0	3	103
ENV	citations lifetime	23	2,165.6	2,187.4	1,308.0	575.0	2,659.5	138	7,036
ENV	publications lifetime	23	66.1	46.2	56.0	37.5	79.0	16	231
VET	h 2012-2025	61	15.6	7.8	13.0	10.0	19.0	3	37
VET	i10 2012-2025	61	24.8	21.8	18.0	10.0	30.0	3	90
VET	citations 2012-2025	61	1,316.7	2,156.6	751.0	338.0	1,264.0	103	15,534
VET	publications 2012-2025	61	59.8	45.3	44.0	29.0	80.0	11	214
VET	h lifetime	61	21.1	11.2	19.0	13.0	28.0	3	49
VET	i10 lifetime	61	39.4	34.8	26.0	17.0	51.0	3	154
VET	citations lifetime	61	2,261.8	2,735.0	1,162.0	614.0	2,750.0	116	15,709
VET	publications lifetime	61	95.5	83.7	68.0	42.0	119.0	13	489
All	h 2012-2025	557	18.0	10.0	16.0	11.0	23.0	1	63
All	i10 2012-2025	557	29.0	26.4	21.0	12.0	39.0	0	177
All	citations 2012-2025	557	1,796.8	2,601.0	992.0	485.0	2,201.0	3	26,742
All	publications 2012-2025	557	60.7	58.0	46.0	28.0	71.0	1	835
All	h lifetime	557	23.1	12.5	21.0	14.0	29.0	3	74
All	i10 lifetime	557	41.5	36.7	30.0	17.0	53.0	1	242
All	citations lifetime	557	2,912.0	3,821.4	1,741.0	803.0	3,640.0	36	40,009
All	publications lifetime	557	87.7	77.7	64.0	43.0	108.0	4	898

Figure 8 shows the full distributions behind Table 5a: the professorial median exceeds the associate/assistant median in the large areas, but the boxes overlap widely, so grade explains only part of the individual variation.

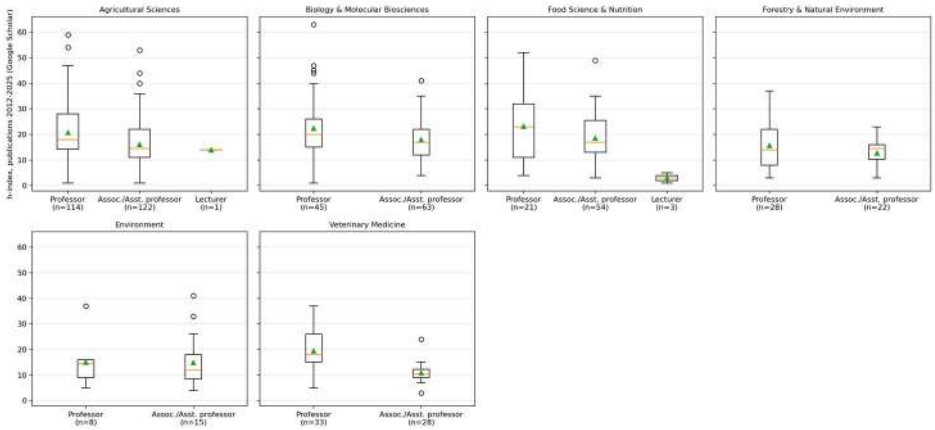

Figure 8. Distribution of the 2012-2025 h-index by academic grade and area (Google Scholar; box = interquartile range, line = median, triangle = mean).

5A.4 Public reporting of scientific activity and research impact

Table 6 repeats the test of the 2012 study with the 2026 operationalisation: the reporting variable is the public ORCID iD and the metric the OpenAlex h-index over 2012-2025. Academics with a public ORCID iD have a higher mean h than those without in 4 of the 6 areas with enough members to test, and the difference is significant at the 5% level in 1.

Table 6. Mann-Whitney U test of the 2012-2025 h-index between academics with and without a public ORCID iD, by area (design A, Eq. 4).

Area	n with ORCID	n without	Mean h with	Mean h without	U	p-value	α = 0.05
AGRI	183	54	18.92	16.56	5,638.5	0.1151	ns
BIO	56	52	19.91	19.73	1,563.0	0.5121	ns
FOOD	65	13	19.02	20.08	406.5	0.8352	ns
FOREST	41	9	15.41	10.00	272.0	0.0278	s
ENV	15	8	13.07	18.50	45.5	0.3632	ns
VET	51	10	15.78	14.60	268.0	0.8071	ns

The 2012 study used website reporting as the variable; in 2026 nearly every department page links to a profile, so the public ORCID iD replaces it (Section 3A). Departments are tested in the companion workbook.

5A.5 Individual ranking of faculty members (extension of design A)

Figure 9 gives the distribution of the individual h-index by area and the concentration of citations: in each area a small top share of academics holds most of the 2012-2025 citations, which is why the department means of Table 4 are driven by a minority of members.

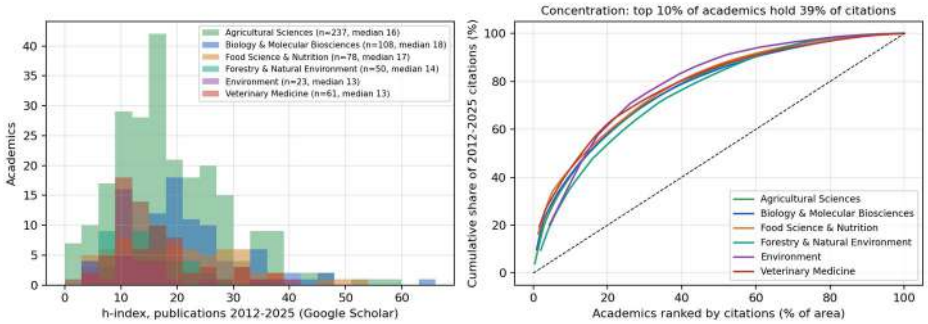

Figure 9. Left: distribution of the 2012-2025 h-index of academics by area (Google Scholar). Right: cumulative share of 2012-2025 citations held by academics ranked by citations within area.

Table 7 lists, for each area, the twenty academics with the highest h-index on their 2012-2025 publications, with their rank within department, within the university's life-sciences and agriculture departments, within area and nation-wide, and the composite rank (Eq. 10). The complete ranking of all matched members, department by department, is given in Section 5E.

Table 7a. Agricultural sciences: top-20 academics by h-index, publications 2012-2025 (design A). Ranks: dept / univ / area / all; composite = harmonic mean of the three metric ranks within the area.

Academic	Department (Univ.)	Grade	h	Cites	Pubs	Rank h d/u/a/all	Comp. (area)	Lifetime h / i10 / cites	Conf.
Petropoulos Spyridon	Department of Agriculture, Crop Production and Rural Environment (UThessaly)	Prof.	59	11,434	266	1/2/1/2	1.8	62 / 188 / 12,360	L
Damalas Christos	Department of Agricultural Development (DUTH)	Prof.	54	10,556	159	1/1/2/3	4.0	64 / 149 / 18,535	H
Anastopoulos Ioannis	Department of Agricultural Technology (UoI)	Asst.	53	13,009	148	1/1/3/4	3.4	53 / 114 / 13,027	H
Spyros Fountas	Department of Natural Resources Development & Agricultural Engineering (AUA)	Prof.	47	9,979	232	1/3/4/7	4.1	55 / 165 / 14,304	H
Antoniadis Vasileios	Department of Agriculture, Crop Production and Rural Environment (UThessaly)	Prof.	46	7,542	134	2/3/5/9	7.9	50 / 103 / 8,960	H
Madesis Panagiotis	Department of Agriculture, Crop Production and Rural Environment (UThessaly)	Assoc.	44	6,072	222	3/4/6/12	6.4	46 / 143 / 6,900	H
Bampidis Vasileios	Department of Agriculture (IHU)	Prof.	43	11,516	835	1/1/7/14	2.2	48 / 176 / 13,747	H
Fanourakis Dimitrios	Department of Agriculture (HMU)	Asst.	40	4,199	90	1/1/8/17	15.4	40 / 82 / 4,488	H
Katsoulas Nikolaos	Department of Agriculture, Crop Production and Rural Environment (UThessaly)	Prof.	38	6,209	196	4/6/9/20	7.7	45 / 120 / 8,602	H
Zervakis Georgios	Department of Crop Science (AUA)	Prof.	38	3,951	114	1/5/9/20	15.8	52 / 125 / 8,173	H
Thomas Bartzanas	Department of Natural Resources Development & Agricultural Engineering (AUA)	Prof.	37	5,970	172	2/6/11/22	10.9	46 / 103 / 8,825	H
Savvas Dimitrios	Department of Crop Science (AUA)	Prof.	37	5,466	189	2/6/11/22	9.7	55 / 162 / 10,318	H
Konstantinos G. Arvanitis	Department of Natural Resources Development & Agricultural Engineering (AUA)	Prof.	37	4,650	109	2/6/11/22	17.0	44 / 103 / 6,673	H
Lazaridou Athina	School of Agriculture (AUTH)	Prof.	37	3,415	88	1/2/11/22	20.8	47 / 92 / 9,448	H
Chrysanthos Maraveas	Department of Natural Resources Development & Agricultural Engineering (AUA)	Assoc.	36	4,840	116	4/10/15/31	18.1	36 / 70 / 4,861	H
Moschakis Thomas	School of Agriculture (AUTH)	Prof.	36	4,255	69	2/4/15/31	22.8	42 / 70 / 5,853	H
Charoutounian Serko	Department of Animal Science (AUA)	Prof.	36	3,977	101	1/10/15/31	22.1	43 / 113 / 7,214	H
Koutsias Nikos	Department of Sustainable Agriculture (UPatras)	Prof.	35	6,000	102	1/1/18/36	17.4	47 / 87 / 9,602	H
Travlos Ilias	Department of Crop Science (AUA)	Prof.	35	4,341	179	3/12/18/36	13.7	39 / 120 / 5,174	H
Tsiplakou Eleni	Department of Animal Science (AUA)	Prof.	35	3,514	159	2/12/18/36	18.0	37 / 92 / 4,537	H

Table 7b. Biology and molecular biosciences: top-20 academics by h-index, publications 2012-2025 (design A). Ranks: dept / univ / area / all; composite = harmonic mean of the three metric ranks within the area.

Academic	Department (Univ.)	Grade	h	Cites	Pubs	Rank h d/u/a/all	Comp. (area)	Lifetime h / i10 / cites	Conf.
Dimitrios Kouretas	Department of Biochemistry and Biotechnology (UThessaly)	Prof.	63	13,170	277	1/1/1/1	1.6	74 / 229 / 19,255	H
Trougkakos Ioannis P.	Department of Biology (NKUA)	Prof.	47	24,315	268	1/1/2/7	1.6	56 / 175 / 28,121	H
Aglaia Pappa	Department of Molecular Biology and Genetics (DUTH)	Prof.	45	6,407	125	1/2/3/11	5.3	59 / 108 / 11,656	H
Mazaris Antonios	School of Biology (AUTH)	Prof.	44	6,576	140	1/1/4/12	5.7	52 / 119 / 8,846	H
Raitsos Dionysios E.	Department of Biology (NKUA)	Assoc.	41	5,286	101	2/2/5/15	7.5	48 / 93 / 7,068	H
Dimitrios Karpouzas	Department of Biochemistry and Biotechnology (UThessaly)	Prof.	40	4,657	181	2/5/6/17	7.1	53 / 151 / 8,090	H
Tsikliras Athanasios	School of Biology (AUTH)	Prof.	36	3,928	166	2/4/7/31	8.6	43 / 98 / 6,934	L
Vlachakis Dimitrios	Department of Biotechnology (AUA)	Assoc.	35	4,638	349	1/12/8/36	2.5	36 / 135 / 4,933	L
Damialis Athanasios	School of Biology (AUTH)	Asst.	35	4,628	140	3/7/8/36	9.6	39 / 87 / 6,067	H
Kontos Christos	Department of Biology (NKUA)	Assoc.	35	3,287	183	3/3/8/36	8.1	36 / 95 / 3,692	H
Kallimanis Athanasios	School of Biology (AUTH)	Prof.	35	3,168	91	3/7/8/36	13.4	43 / 92 / 6,432	H
Sotirios Vasileiadis	Department of Biochemistry and Biotechnology (UThessaly)	Asst.	34	3,332	97	3/8/12/44	15.3	35 / 67 / 3,384	H
Agathangelidis Andreas E.	Department of Biology (NKUA)	Asst.	33	5,107	165	4/4/13/48	9.9	34 / 67 / 5,520	H
Fyllas Nikolaos M.	Department of Biology (NKUA)	Asst.	32	6,911	81	5/5/14/56	9.5	39 / 63 / 14,126	H
Tsitsiloni Ourania	Department of Biology (NKUA)	Prof.	31	3,945	204	6/6/15/59	7.8	38 / 104 / 5,457	L
Moschou Panagiotis	Department of Biology (UoC)	Prof.	31	3,483	87	1/1/15/59	17.4	39 / 66 / 5,921	H
Kati Vasiliki	Department of Biological Applications and Technology (UoI)	Prof.	29	4,316	81	1/2/17/72	17.1	37 / 71 / 6,036	L
Konstantinos Stefanidis	Department of Biology (UPatras)	Asst.	28	3,345	64	1/4/18/77	23.2	28 / 50 / 3,499	H
Genitsaris Savvas M.	Department of Biology (NKUA)	Asst.	28	2,121	59	7/8/18/77	28.3	30 / 44 / 2,400	H
Antonelou Marianna	Department of Biology (NKUA)	Assoc.	27	2,596	69	8/10/20/93	26.2	36 / 62 / 4,251	H

Table 7c. Food science and nutrition: top-20 academics by h-index, publications 2012-2025 (design A). Ranks: dept / univ / area / all; composite = harmonic mean of the three metric ranks within the area.

Academic	Department (Univ.)	Grade	h	Cites	Pubs	Rank h d/u/a/all	Comp. (area)	Lifetime h / i10 / cites	Conf.
Skandamis Panagiotis	Department of Food Science and Human Nutrition (AUA)	Prof.	52	10,317	235	1/1/1/5	1.6	70 / 212 / 22,763	H
Androutsos Odysseas	Department of Food Science and Human Nutrition (AUA)	Asst.	49	10,350	229	2/2/2/6	2.2	52 / 134 / 10,802	M
Varzakas Theodoros	Department of Food Science and Technology (UoP)	Prof.	46	7,926	237	1/1/3/9	1.9	52 / 141 / 10,294	H
Zampelas Antonios	Department of Food Science and Human Nutrition (AUA)	Prof.	39	26,742	145	3/4/4/19	2.1	69 / 184 / 40,009	L
Tarantilis Petros	Department of Food Science and Human Nutrition (AUA)	Prof.	37	4,538	144	4/6/5/22	5.3	68 / 157 / 14,827	H
Lalas Stavros	Department of Food Science and Nutrition (UThessaly)	Prof.	37	4,427	203	1/7/5/22	4.9	51 / 160 / 8,880	H
Giannakas Aris	Department of Food Science and Technology (UPatras)	Assoc.	35	3,267	108	1/1/7/36	9.2	37 / 80 / 3,807	H
Bountziouka Vasiliki	Department of Food Science and Nutrition (UAegean)	Assoc.	33	3,679	138	1/2/8/48	8.3	41 / 91 / 4,939	L
Tsironi Theofania	Department of Food Science and Human Nutrition (AUA)	Assoc.	32	2,812	93	5/15/9/56	12.0	34 / 70 / 3,650	H
Argyriou Anagnostis	Department of Food Science and Nutrition (UAegean)	Prof.	32	2,669	121	2/4/9/56	10.7	37 / 83 / 4,315	H
Papageorgiou Maria	Department of Food Science and Technology (IHU)	Prof.	31	3,032	112	1/3/11/59	11.2	36 / 69 / 5,719	H
Aristotelis Antonopoulos Anaplirotis	Department of Wine, Vine and Beverage Sciences (UNIWA)	Assoc.	31	2,896	72	1/1/11/59	14.6	40 / 60 / 4,219	H
Kandylis Panagiotis	Department of Food Science and Technology (IONIO)	Assoc.	30	3,249	80	1/2/13/67	13.5	35 / 61 / 3,732	H
Alexandri Maria	Department of Food Science and Technology (IONIO)	Asst.	30	2,525	60	1/2/13/67	18.2	30 / 45 / 2,525	H
Papadaki Aikaterini	Department of Food Science and Technology (IONIO)	Asst.	29	3,443	61	3/4/15/72	14.4	29 / 45 / 3,446	H
Mallouchos Athanasios	Department of Food Science and Human Nutrition (AUA)	Assoc.	29	2,962	57	6/16/15/72	17.1	38 / 64 / 4,487	H
Kachrimanidou Vasiliki	Department of Food Science and Technology (IONIO)	Asst.	28	3,796	57	4/5/17/77	12.6	28 / 44 / 3,796	H
Samaras Petros	Department of Food Science and Technology (IHU)	Prof.	28	2,473	107	2/4/17/77	16.0	46 / 112 / 11,639	H
Kokotou Maroula	Department of Food Science and Human Nutrition (AUA)	Assoc.	28	2,261	89	7/18/17/77	17.5	28 / 56 / 2,263	H
Kallithraka Stamatina	Department of Food Science and Human Nutrition (AUA)	Prof.	27	2,562	80	8/19/20/93	18.5	47 / 87 / 7,697	H

Table 7d. Forestry and natural environment: top-20 academics by h-index, publications 2012-2025 (design A). Ranks: dept / univ / area / all; composite = harmonic mean of the three metric ranks within the area.

Academic	Department (Univ.)	Grade	h	Cites	Pubs	Rank h d/u/a/all	Comp. (area)	Lifetime h / i10 / cites	Conf.
Arabatzis Garyfallos	Department of Forestry and Management of the Environment and of Natural Resources (DUTH)	Prof.	37	5,309	131	1/3/1/22	1.2	46 / 109 / 6,991	H
Gitas Ioannis	School of Forestry and Natural Environment (AUTH)	Prof.	33	4,651	155	1/11/2/48	1.5	45 / 107 / 7,201	H
Aravanopoulos Filippos	School of Forestry and Natural Environment (AUTH)	Prof.	28	2,233	112	2/17/3/77	4.4	34 / 82 / 3,401	H
Paschalidou Anastasia	Department of Forestry and Management of the Environment and of Natural Resources (DUTH)	Prof.	25	2,223	75	2/7/4/118	6.4	27 / 47 / 2,649	H
Tsantopoulos Georgios	Department of Forestry and Management of the Environment and of Natural Resources (DUTH)	Prof.	24	2,310	111	3/8/5/129	5.6	25 / 45 / 2,410	H
Pantera Anastasia	Department of Forestry and Natural Environment Management (AUA)	Prof.	23	3,726	110	1/30/6/140	4.7	24 / 41 / 3,905	H
Kamperidou Vasiliki	School of Forestry and Natural Environment (AUTH)	Asst.	23	1,354	76	3/37/6/140	8.9	23 / 43 / 1,402	H
Radoglou Kalliopi	Department of Forestry and Management of the Environment and of Natural Resources (DUTH)	Prof.	22	3,069	89	4/10/8/148	6.0	35 / 78 / 6,459	H
Andreopoulou Zacharoula	School of Forestry and Natural Environment (AUTH)	Prof.	22	1,641	131	4/38/8/148	4.1	23 / 52 / 2,100	H
Kyriazopoulos Apostolos	Department of Forestry and Management of the Environment and of Natural Resources (DUTH)	Prof.	19	1,566	80	5/15/10/199	9.9	22 / 39 / 1,802	H
Mitsopoulos Ioannis	School of Forestry and Natural Environment (AUTH)	Asst.	19	1,286	50	5/50/10/199	14.3	24 / 40 / 2,336	H
Papadopoulos Andreas	Department of Forestry and Natural Environment Management (AUA)	Prof.	18	2,891	58	2/50/12/216	8.9	20 / 27 / 3,076	H
Periklis Birtsas	Department of Forestry, Wood Science and Design (UThessaly)	Prof.	18	894	40	1/22/12/216	17.7	18 / 30 / 1,251	H
Nanos Nikolaos	School of Forestry and Natural Environment (AUTH)	Assoc.	17	1,024	34	6/62/14/240	18.8	25 / 39 / 2,134	L
Tsioras Petros	School of Forestry and Natural Environment (AUTH)	Assoc.	17	849	63	6/62/14/240	15.9	20 / 30 / 1,040	H
Kastridis Aristeidis	School of Forestry and Natural Environment (AUTH)	Asst.	17	802	35	6/62/14/240	20.1	17 / 18 / 803	L
Bakaloudis Dimitrios	School of Forestry and Natural Environment (AUTH)	Prof.	17	791	64	6/62/14/240	15.8	22 / 56 / 1,671	H
Kantartzis Apostolos	Department of Forestry and Management of the Environment and of Natural Resources (DUTH)	Assoc.	16	1,439	53	6/19/18/258	16.4	16 / 21 / 1,442	H
Papaspyropoulos Konstantinos	School of Forestry and Natural Environment (AUTH)	Assoc.	16	737	46	10/70/18/258	22.0	16 / 19 / 794	H
Tampekis Stergios	Department of Forestry and Natural Environment Management (AUA)	Assoc.	16	704	46	3/56/18/258	22.3	16 / 19 / 712	H

Table 7e. Environment: top-20 academics by h-index, publications 2012-2025 (design A). Ranks: dept / univ / area / all; composite = harmonic mean of the three metric ranks within the area.

Academic	Department (Univ.)	Grade	h	Cites	Pubs	Rank h d/u/a/all	Comp. (area)	Lifetime h / i10 / cites	Conf.
Gerovasileiou Vasileios	Department of Environment (IONIO)	Assoc.	41	6,477	215	1/1/1/15	1.0	41 / 103 / 6,566	H
Evangelinos Konstantinos	Department of Environment (UAegean)	Prof.	37	4,384	84	1/1/2/22	2.0	48 / 81 / 7,036	H
Skouloudis Antonis	Department of Environment (UAegean)	Assoc.	33	4,212	71	2/2/3/48	3.0	36 / 52 / 5,073	H
Petala Athanasia	Department of Environment (IONIO)	Asst.	26	2,158	56	2/6/4/99	4.6	26 / 40 / 2,158	H
Evangelia Papadopoulou	Department of Environment (UThessaly)	Asst.	20	1,259	67	1/19/5/181	5.2	21 / 26 / 1,308	H
Koulougliotis Dionysios	Department of Environment (IONIO)	Prof.	16	1,412	39	3/8/6/258	7.3	26 / 34 / 2,186	H
Poirazidis Konstantinos	Department of Environment (IONIO)	Prof.	16	1,248	49	3/8/6/258	6.8	26 / 49 / 2,674	L
Matsinos Giannis	Department of Environment (UAegean)	Prof.	16	1,022	47	3/8/6/258	7.7	27 / 48 / 2,645	H
Kyritsis Anastasios	Department of Environment (IONIO)	Assoc.	16	864	47	3/8/6/258	7.8	20 / 27 / 1,675	H
Georgios Giovanoulis	Department of Environment (UThessaly)	Asst.	14	2,091	39	2/37/10/324	8.2	14 / 16 / 2,091	H
Pilinis Christodoulos	Department of Environment (UAegean)	Prof.	13	782	21	4/9/11/353	12.9	37 / 54 / 6,290	H
Karris Georgios	Department of Environment (IONIO)	Assoc.	13	484	49	6/11/11/353	9.1	14 / 18 / 584	H
Kalimeris Anastasios	Department of Environment (IONIO)	Assoc.	12	498	29	7/12/13/380	13.3	15 / 18 / 879	H
Mamoutos Ioannis	Department of Environment (IONIO)	Asst.	10	289	33	8/13/14/434	14.5	10 / 10 / 292	M
Lekkas Dimitris Fragkiskos	Department of Environment (UAegean)	Prof.	9	3,481	20	5/12/15/462	8.1	19 / 25 / 4,357	L
Gaganis Petros	Department of Environment (UAegean)	Prof.	9	335	24	5/12/15/462	15.3	17 / 24 / 949	H
Aravantinos-Zafeiris Nikolaos	Department of Environment (IONIO)	Asst.	9	333	27	9/14/15/462	15.3	10 / 10 / 357	H
Dorothea Kasiteropoulou	Department of Environment (UThessaly)	Assoc.	9	254	35	3/57/15/462	14.8	9 / 8 / 313	H
Theodorou Konstantinos	Department of Environment (UAegean)	Assoc.	8	260	12	7/14/19/480	19.3	13 / 15 / 570	H
Karydis Christos	Department of Environment (IONIO)	Prof.	5	119	17	10/17/20/521	19.7	7 / 3 / 138	H

Table 7f. Veterinary medicine: top-20 academics by h-index, publications 2012-2025 (design A). Ranks: dept / univ / area / all; composite = harmonic mean of the three metric ranks within the area.

Academic	Department (Univ.)	Grade	h	Cites	Pubs	Rank h d/u/a/all	Comp. (area)	Lifetime h / i10 / cites	Conf.
Kritas Spyridon	School of Veterinary Medicine (AUTH)	Prof.	37	5,830	129	1/2/1/22	1.8	45 / 123 / 8,561	H
Banos Georgios	School of Veterinary Medicine (AUTH)	Prof.	36	3,547	209	2/4/2/31	2.2	49 / 154 / 8,033	H
Diakou Anastasia	School of Veterinary Medicine (AUTH)	Prof.	33	2,723	133	3/11/3/48	4.2	38 / 87 / 3,684	H
Mente Eleni	School of Veterinary Medicine (AUTH)	Prof.	31	3,405	133	4/14/4/59	4.3	43 / 96 / 5,813	H
Arsenos Georgios	School of Veterinary Medicine (AUTH)	Prof.	30	3,531	214	5/15/5/67	2.1	39 / 128 / 5,318	H
Dovas Chrysostomos	School of Veterinary Medicine (AUTH)	Prof.	30	2,818	89	5/15/5/67	7.1	42 / 96 / 5,006	H
Billinis Charalampos	Department of Veterinary Medicine (UThessaly)	Prof.	28	2,598	140	1/12/7/77	5.1	43 / 116 / 5,600	H
Theodoridis Alexandros	School of Veterinary Medicine (AUTH)	Prof.	26	2,513	121	7/23/8/99	8.9	28 / 63 / 2,905	H
Papagianni Maria	School of Veterinary Medicine (AUTH)	Prof.	26	2,205	131	7/23/8/99	8.4	42 / 99 / 7,986	H
Papadopoulou Paraskevi	School of Veterinary Medicine (AUTH)	Assoc.	24	15,534	62	9/33/10/129	2.6	26 / 40 / 15,709	M
Saridomichelakis Emmanouil	Department of Veterinary Medicine (UThessaly)	Prof.	22	2,025	93	2/13/11/148	11.3	42 / 89 / 5,852	H
Tsakmakidis Ioannis	School of Veterinary Medicine (AUTH)	Prof.	21	1,082	86	10/45/12/169	15.0	25 / 33 / 1,554	H
Xenoulis Panagiotis	Department of Veterinary Medicine (UThessaly)	Prof.	20	1,795	73	3/19/13/181	14.1	30 / 51 / 3,979	H
Koutoulis Konstantinos	Department of Veterinary Medicine (UThessaly)	Prof.	20	1,264	60	3/19/13/181	16.0	20 / 32 / 1,311	H
Taitzoglou Ioannis	School of Veterinary Medicine (AUTH)	Prof.	20	1,250	53	11/46/13/181	16.7	33 / 62 / 2,689	H
Papazoglou Lyssimachos	School of Veterinary Medicine (AUTH)	Prof.	19	1,207	133	12/50/16/199	8.2	32 / 84 / 3,602	L
Angelidis Apostolos	School of Veterinary Medicine (AUTH)	Prof.	18	1,384	33	13/54/17/216	19.5	28 / 38 / 2,531	H
Fortomaris Paschalis	School of Veterinary Medicine (AUTH)	Prof.	18	1,181	49	13/54/17/216	19.8	30 / 53 / 2,750	H
Polyzopoulou Zoi	School of Veterinary Medicine (AUTH)	Prof.	18	1,036	112	13/54/17/216	14.7	31 / 66 / 3,565	L
Petridou Evanthia	School of Veterinary Medicine (AUTH)	Prof.	18	978	80	13/54/17/216	18.2	22 / 55 / 1,684	H

Conf. = match confidence (H/M/L). Ties share the minimum rank.

5A.6 Field-specific cross-check: Research.com Best Scientists, Greece (2026)

Because design A is author-level, the natural discipline-specific counterpart for the life sciences and agriculture is Research.com's Best Scientists national ranking, which ranks scientists per discipline and country on the D-index (h-index restricted to the discipline's publications and citations) computed from OpenAlex and CrossRef data. Seven of its discipline lists for Greece cover this chapter's areas - environmental-sciences (67 listed scientists), biology-and-biochemistry (46 listed scientists), ecology-and-evolution (29 listed scientists), plant-science-and-agronomy (20 listed scientists), microbiology (15 listed scientists), animal-science-and-veterinary (9 listed scientists), genetics-and-molecular-biology (6 listed scientists) - 192 listed scientists in total, of whom 37 are members of our roster (38 list entries, since a member can appear in more than one discipline list). Table 8 gives the roster members found, ordered by their best national rank. The lists cover only part of this scope (there is no forestry, food-science or veterinary list for Greece), so the coverage is structurally thinner than the roster; the ranking covers registered, listed scientists only and complements rather than replaces the roster-based designs.

Table 8. Faculty members listed in the Research.com Best Scientists rankings for Greece (2026 edition; 37 of the 982 roster members), ordered by best national rank.

Member	Department (Univ.)	Area	Best discipline list	Nat. rank	World rank	D-index	Citations	Lists	Conf.
Athanasiou Christos	Department of Agriculture, Crop Production and Rural Environment (UThessaly)	AGRI	plant-science-and-agronomy	1	762	67	15,874	1	HIGH
Giannenas Ilias	School of Veterinary Medicine (AUTH)	VET	animal-science-and-veterinary	1	1,075	40	6,437	1	HIGH
Papadopoulos Ilias	School of Veterinary Medicine (AUTH)	VET	animal-science-and-veterinary	2	1,159	39	6,669	1	HIGH
Damalas Christos	Department of Agricultural Development (DUTH)	AGRI	plant-science-and-agronomy	2	1,463	55	12,787	1	HIGH
Petropoulos Spyridon	Department of Agriculture, Crop Production and Rural Environment (UThessaly)	AGRI	plant-science-and-agronomy	3	1,873	51	8,791	2	HIGH
Fthenakis Georgios	Department of Veterinary Medicine (UThessaly)	VET	animal-science-and-veterinary	3	1,271	38	6,144	1	HIGH
Karakasis Ioannis	Department of Biology (UoC)	BIO	ecology-and-evolution	5	4,073	48	8,812	1	HIGH
Vontas Ioannis	Department of Crop Science (AUA)	AGRI	biology-and-biochemistry	5	3,942	79	24,343	1	MEDIUM
Molasiotis Athanasios	School of Agriculture (AUTH)	AGRI	plant-science-and-agronomy	6	2,892	44	5,876	1	HIGH
Tsiplakou Eleni	Department of Animal Science (AUA)	AGRI	animal-science-and-veterinary	6	2,137	31	3,039	1	HIGH
Stergiou Konstantinos	School of Biology (AUTH)	BIO	ecology-and-evolution	6	4,813	44	9,938	1	HIGH
Savvas Dimitrios	Department of Crop Science (AUA)	AGRI	plant-science-and-agronomy	7	3,012	43	6,959	1	HIGH
Triantis Konstantinos	Department of Biology (NKUA)	BIO	ecology-and-evolution	7	4,853	44	8,576	1	HIGH
Mountzouris Konstantinos	Department of Animal Science (AUA)	AGRI	animal-science-and-veterinary	7	2,168	30	5,442	1	HIGH
Arsenos Georgios	School of Veterinary Medicine (AUTH)	VET	animal-science-and-veterinary	8	2,344	29	3,265	1	HIGH
Mazaris Antonios	School of Biology (AUTH)	BIO	ecology-and-evolution	9	4,954	44	6,514	1	HIGH

Member	Department (Univ.)	Area	Best discipline list	Nat. rank	World rank	D-index	Citations	Lists	Conf.
Dordas Christos	School of Agriculture (AUTH)	AGRI	plant-science-and-agronomy	10	3,787	39	9,781	1	HIGH
Datsi Georgia	Department of Crop Science (AUA)	AGRI	plant-science-and-agronomy	13	4,435	37	4,146	1	HIGH
Papadopoulos Nikolaos	Department of Agriculture, Crop Production and Rural Environment (UThessaly)	AGRI	ecology-and-evolution	13	5,460	42	5,466	1	HIGH
Fanourakis Dimitrios	Department of Agriculture (HMU)	AGRI	plant-science-and-agronomy	14	4,674	36	3,663	1	HIGH
Panagiotis Dimopoulos Dion.	Department of Biology (UPatras)	BIO	ecology-and-evolution	15	5,568	41	7,816	1	HIGH
Karaoglanidis Georgios	School of Agriculture (AUTH)	AGRI	plant-science-and-agronomy	16	5,123	34	3,807	1	MEDIUM
Bilalis Dimitrios	Department of Crop Science (AUA)	AGRI	plant-science-and-agronomy	17	5,597	32	3,717	1	HIGH
Dimitrakopoulos Panagiotis	Department of Environment (UAegean)	ENV	ecology-and-evolution	18	6,285	38	9,170	1	HIGH
Skandamis Panagiotis	Department of Food Science and Human Nutrition (AUA)	FOOD	biology-and-biochemistry	19	9,282	63	17,930	1	HIGH
Kallimanis Athanasios	School of Biology (AUTH)	BIO	ecology-and-evolution	21	6,645	37	5,347	1	HIGH
Fyllas Nikolaos M.	Department of Biology (NKUA)	BIO	ecology-and-evolution	24	6,759	36	12,236	1	HIGH
Anastopoulos Ioannis	Department of Agricultural Technology (UoI)	AGRI	environmental-sciences	26	4,487	51	11,380	1	HIGH
Gerovasileiou Vasileios	Department of Environment (IONIO)	ENV	ecology-and-evolution	27	7,795	32	4,321	1	HIGH
Pafilis Panagiotis	Department of Biology (NKUA)	BIO	ecology-and-evolution	28	7,886	32	3,166	1	HIGH
Leonardos Ioannis	Department of Biological Applications and Technology (UoI)	BIO	ecology-and-evolution	29	8,108	30	2,632	1	HIGH
Kavallieratos Nikolaos	Department of Crop Science (AUA)	AGRI	biology-and-biochemistry	31	12,746	57	11,427	1	HIGH
Tselepidis Anastasios	Department of Biology (UoC)	BIO	environmental-sciences	37	6,229	45	6,787	1	MEDIUM
Raitsos Dionysios E.	Department of Biology (NKUA)	BIO	environmental-sciences	38	6,286	45	6,060	1	HIGH
Mosialos Georgios	School of Biology (AUTH)	BIO	biology-and-biochemistry	46	17,607	44	10,232	1	HIGH
Samaras Petros	Department of Food Science and Technology (IHU)	FOOD	environmental-sciences	50	7,906	39	10,977	1	HIGH
Maria Koukou	Department of Agricultural Development, Agrofood and Management of Natural Resources (NKUA)	AGRI	environmental-sciences	62	8,966	35	3,966	1	MEDIUM

Source: research.com/scientists-rankings/<discipline>/gr, retrieved 28 August 2026. D-index = discipline-restricted h-index computed by Research.com from OpenAlex and CrossRef. Lists = number of discipline rankings in which the member appears. Conf. = match confidence (H = university confirmed; M = Greek institution with full-name match; L = weaker evidence).

Table 9. Research.com Greece discipline lists used: scientists listed and roster members found per list.

Research.com discipline list (Greece)	Scientists listed	Roster members found	Share of the list
environmental-sciences	67	5	7.5%
biology-and-biochemistry	46	4	8.7%
ecology-and-evolution	29	13	44.8%
plant-science-and-agronomy	20	10	50.0%
microbiology	15	0	0.0%
animal-science-and-veterinary	9	6	66.7%
genetics-and-molecular-biology	6	0	0.0%
All five lists	192	37	19.3%

5B. Koukoutsidis (2022) ranking methodology

5B.1 Reproduced baseline: Scopus publications 2017-2021

Table 10 reproduces the 2022 results for the life-sciences and agriculture departments identifiable in its appendix (47 departments), with the ranking of the original study. Across these departments citations per TRS member ranged from 0.0 (Department of Agricultural Biotechnology and Oenology (IHU)) to 1371.6 (Department of Food Science and Nutrition (UThessaly)), papers per TRS member from 0.0 to 27.8, and citations per paper from 0.0 to 66.6. Citations per paper re-orders the top group relative to citations per member, exactly as the original study reported, and the small departments dominate the per-member ranking. The 2026 department structure differs from 2022 in this field more than in any other of this series: the two Drama departments were transferred from the International Hellenic University to the Democritus University of Thrace with new names, the three Patras agriculture departments were merged into one and the Animal Production, Fisheries and Aquaculture department was renamed (PD 52/2022), and a new Sustainable Agriculture department absorbed a department published in the engineering volume - every 2022 row is mapped to its 2026 successor in Section 8, and the comparison of this section runs on the mapped pairs.

Table 10. Departments, Scopus publications 2017-2021 (reproduced from Koukoutsidis, 2022, Appendix B; 47 life-sciences and agriculture departments). Ordered by citations per TRS member.

Univ.	Department (2022 name)	TRS 2022	Papers 2017-21	Citations	Papers/TRS	Cit./TRS	Cit./paper
UThessaly	Department of Food Science and Nutrition	10	206	13716	20.60	1,371.60	66.58
AUA	Department of Food Science and Human Nutrition	32	793	15600	24.78	487.50	19.67
UThessaly	Department of Agriculture, Crop Production and Rural Environment	24	645	8360	26.88	348.33	12.96
UPatras	Department of Food Science and Technology	4	111	1360	27.75	340.00	12.25
NKUA	Department of Biology	39	710	10675	18.21	273.72	15.04
NKUA	Department of Agricultural Development, Agrofood and Management of Natural Resources	13	205	3522	15.77	270.92	17.18
DUTH	Department of Agricultural Development	17	249	3723	14.65	219.00	14.95
UThessaly	Department of Biochemistry and Biotechnology	24	317	5036	13.21	209.83	15.89
UoI	Department of Agricultural Technology	17	136	3562	8.00	209.53	26.19
AUTH	School of Biology	42	615	8546	14.64	203.48	13.90
AUA	Department of Crop Science	51	943	10062	18.49	197.29	10.67
UAegean	Department of Food Science and Nutrition	13	188	2464	14.46	189.54	13.11
AUA	Department of Forestry and Natural Environment Management	10	68	1824	6.80	182.40	26.82
UAegean	Department of Environment	20	246	3643	12.30	182.15	14.81
IONIO	Department of Environment	17	226	3035	13.29	178.53	13.43
AUTH	School of Agriculture	62	826	10764	13.32	173.61	13.03
AUA	Department of Natural Resources Development & Agricultural Engineering	25	364	4255	14.56	170.20	11.69
UPatras	Department of Biology	23	266	3845	11.57	167.17	14.45
UoC	Department of Biology	23	291	3333	12.65	144.91	11.45
IONIO	Department of Food Science and Technology	10	77	1420	7.70	142.00	18.44
DUTH	Department of Forestry and Management of the Environment and of Natural Resources	19	251	2652	13.21	139.58	10.57
DUTH	Department of Molecular Biology and Genetics	23	223	3081	9.70	133.96	13.82
UoI	Department of Biological Applications and Technology	20	205	2644	10.25	132.20	12.90
UThessaly	Department of Agriculture, Ichthyology and Aquatic Environment	10	131	1295	13.10	129.50	9.89
IHU	Department of Agriculture	22	546	2692	24.82	122.36	4.93
HMU	Department of Agriculture	21	173	2414	8.24	114.95	13.95
AUA	Department of Biotechnology	21	302	2277	14.38	108.43	7.54
AUTH	School of Veterinary Medicine	72	762	7754	10.58	107.69	10.18
IHU	Department of Food Science and Technology	17	184	1776	10.82	104.47	9.65
AUA	Department of Animal Science	25	251	2303	10.04	92.12	9.18
IHU	Department of Forestry & Natural Environment	14	155	1189	11.07	84.93	7.67
UoP	Department of Food Science and Technology	13	99	1032	7.62	79.38	10.42
UThessaly	Department of Forestry, Wood Science and Design	17	127	1313	7.47	77.24	10.34
UThessaly	Department of Animal Science	9	98	625	10.89	69.44	6.38
UThessaly	Department of Agrotechnology	17	119	1165	7.00	68.53	9.79
AUTH	School of Forestry and Natural Environment	32	283	2119	8.84	66.22	7.49
UNIWA	Department of Food Science and Technology	13	107	836	8.23	64.31	7.81
UPatras	Department of Agriculture	8	54	387	6.75	48.38	7.17
UThessaly	Department of Veterinary Medicine	36	329	1672	9.14	46.44	5.08
UPatras	Department of Biosystems and Agricultural Engineering	2	17	88	8.50	44.00	5.18
UPatras	Department of Animal Production, Fisheries and Aquaculture	16	82	684	5.12	42.75	8.34
UThessaly	Department of Environment	8	36	327	4.50	40.88	9.08
UPatras	Department of Crop Science	3	22	116	7.33	38.67	5.27
UoWM	Department of Agriculture	11	71	404	6.45	36.73	5.69
UNIWA	Department of Wine, Vine and Beverage Sciences	10	29	269	2.90	26.90	9.28
UoP	Department of Agriculture	22	71	439	3.23	19.95	6.18
IHU	Department of Agricultural Biotechnology and Oenology	0	0	0	0.00	0.00	0.00

Source: Koukoutsidis (2022), arXiv:2212.12032, Appendix B. Departments matched to the 2026 roster on university and department name.

Figure 10 relates the 2017-2021 Scopus values of these departments to their 2012-2025 Google Scholar values computed here, for both indicators of design B.

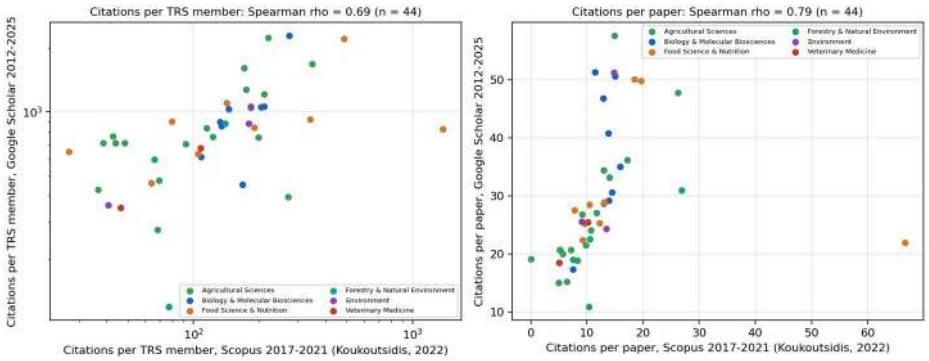

Figure 10. Departments in both studies: citations per TRS member (left, log scales) and per paper (right) under Scopus 2017-2021 (Koukoutsidis, 2022) and under Google Scholar 2012-2025 (this study).

5B.2 Departments, publications 2012-2025

Agricultural sciences: 397 TRS members in 17 departments produced 13,591 unique 2012-2025 documents with 378,163 citations. Citations per TRS member range from 275.8 (Department of Agrotechnology (UThessaly)) to 2,254.0 (Department of Agricultural Development (DUTH)) and citations per paper from 15.0 to 57.6. The top three departments by citations per member are Department of Agricultural Development (DUTH) (2,254.0); Department of Agriculture, Crop Production and Rural Environment (UThessaly) (1,683.5); Department of Natural Resources Development & Agricultural Engineering (AUA) (1,612.6) (Figure 11). 160 members (40%) have no public Google Scholar profile and count in the denominator.

Table 10a. Agricultural sciences: Google Scholar documents 2012-2025 per department (design B). Ordered by citations per TRS member; ranks within area and within the university.

Department (Univ.)	TRS	No profile	Papers	Citations	Papers/ TRS	Cit./TRS	Cit./paper	Rank cit/TRS (area)	Rank cit/paper (area)	Rank in univ.
Department of Agricultural Development (DUTH)	15	2	587	33810	39.13	2,254.00	57.60	1	1	1
Department of Agriculture, Crop Production and Rural Environment (UThessaly)	26	11	1525	43772	58.65	1,683.54	28.70	2	7	1
Department of Natural Resources Development & Agricultural Engineering (AUA)	22	5	1309	35477	59.50	1,612.59	27.10	3	8	2
School of Agriculture (AUTH)	64	20	2374	81653	37.09	1,275.83	34.39	4	4	1
Department of Agricultural Technology (UoI)	14	7	356	17017	25.43	1,215.50	47.80	5	2	1
Department of Sustainable Agriculture (UPatras)	8	3	321	9711	40.12	1,213.88	30.25	6	6	1
Department of Agriculture (HMU)	24	10	605	20093	25.21	837.21	33.21	7	5	1
Department of Fisheries and Aquaculture (UPatras)	11	4	448	8436	40.73	766.91	18.83	8	15	3
Department of Agriculture (IHU)	33	14	1671	25136	50.64	761.70	15.04	9	17	1
Department of Crop Science (AUA)	50	20	1568	37775	31.36	755.50	24.09	10	10	4
Department of Agriculture (UPatras)	14	3	481	9955	34.36	711.07	20.70	11	12	4
Department of Animal Science (AUA)	32	13	841	22545	26.28	704.53	26.81	12	9	5
Department of Viticulture and Oenology (DUTH)	8	5	206	3925	25.75	490.62	19.05	13	14	4
Department of Animal Science (UThessaly)	13	3	404	6130	31.08	471.54	15.17	14	16	4
Department of Agriculture (UoWM)	16	7	341	6827	21.31	426.69	20.02	15	13	1
Department of Agricultural Development, Agrofood and Management of Natural Resources (NKUA)	25	18	272	9834	10.88	393.36	36.15	16	3	2
Department of Agrotechnology (UThessaly)	22	15	282	6067	12.82	275.77	21.51	17	11	7

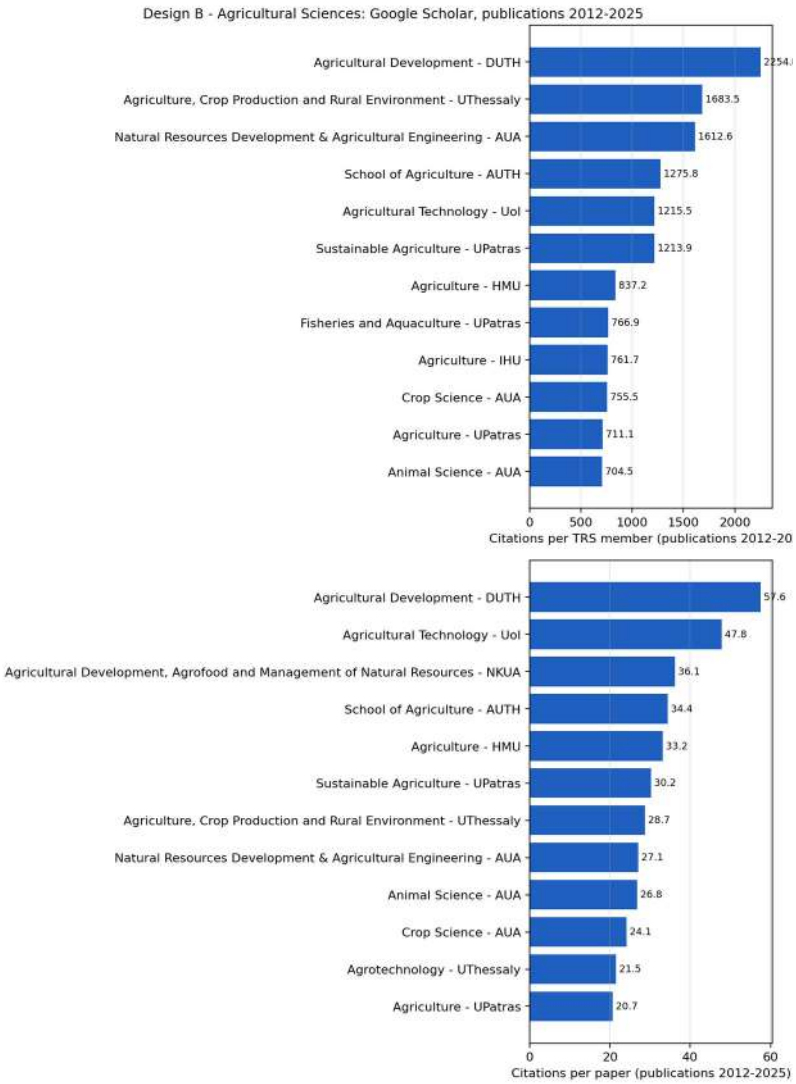

Figure 11. Agricultural sciences: citations per TRS member (top) and citations per paper (bottom), Google Scholar documents 2012-2025, design B.

Biology and molecular biosciences: 216 TRS members in 8 departments produced 6,246 unique 2012-2025 documents with 236,772 citations. Citations per TRS member range from 451.3 (Department of Biology (UPatras)) to 2,295.0 (Department of Biology (NKUA)) and citations per paper from 17.3 to 51.4. The top three departments by citations per member are Department of Biology (NKUA) (2,295.0); Department of Biochemistry and Biotechnology (UThessaly) (1,059.7); School of Biology (AUTH) (1,051.2) (Figure 12). 108 members (50%) have no public Google Scholar profile and count in the denominator.

Table 10b. Biology and molecular biosciences: Google Scholar documents 2012-2025 per department (design B). Ordered by citations per TRS member; ranks within area and within the university.

Department (Univ.)	TRS	No profile	Papers	Citations	Papers/ TRS	Cit./TRS	Cit./paper	Rank cit/TRS (area)	Rank cit/paper (area)	Rank in univ.
Department of Biology (NKUA)	35	16	1586	80326	45.31	2,295.03	50.65	1	2	1
Department of Biochemistry and Biotechnology (UThessaly)	23	12	695	24372	30.22	1,059.65	35.07	2	5	2
School of Biology (AUTH)	40	14	1439	42046	35.98	1,051.15	29.22	3	7	2
Department of Biology (UoC)	25	16	502	25794	20.08	1,031.76	51.38	4	1	1
Department of Biological Applications and Technology (UoI)	22	12	421	19699	19.14	895.41	46.79	5	3	2
Department of Molecular Biology and Genetics (DUTH)	23	10	482	19648	20.96	854.26	40.76	6	4	3
Department of Biotechnology (AUA)	20	10	708	12251	35.40	612.55	17.30	7	8	6
Department of Biology (UPatras)	28	18	413	12636	14.75	451.29	30.60	8	6	5

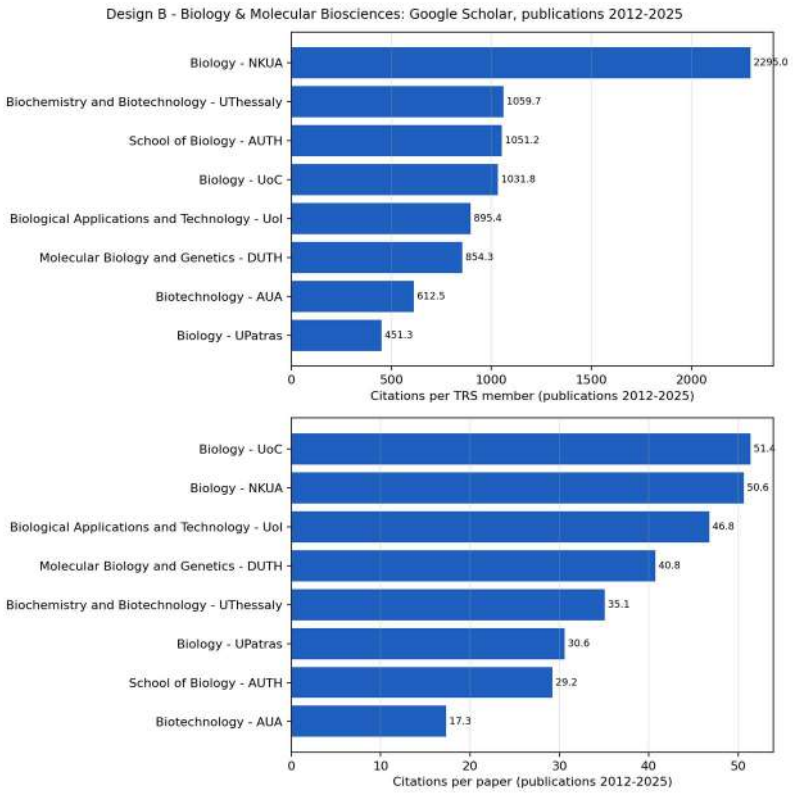

Figure 12. Biology and molecular biosciences: citations per TRS member (top) and citations per paper (bottom), Google Scholar documents 2012-2025, design B.

Food science and nutrition: 134 TRS members in 9 departments produced 4,188 unique 2012-2025 documents with 146,294 citations. Citations per TRS member range from 457.8 (Department of Food Science and Technology (UNIWA)) to 2,220.4 (Department of Food Science and Human Nutrition (AUA)) and citations per paper from 22.0 to 50.1. The top three departments by citations per member are Department of Food Science and Human Nutrition (AUA) (2,220.4); Department of Food Science and Technology (IONIO) (1,098.8); Department of Food Science and Technology (UPatras) (920.3) (Figure 13). 56 members (42%) have no public Google Scholar profile and count in the denominator.

Table 10c. Food science and nutrition: Google Scholar documents 2012-2025 per department (design B). Ordered by citations per TRS member; ranks within area and within the university.

Department (Univ.)	TRS	No profile	Papers	Citations	Papers/ TRS	Cit./TRS	Cit./paper	Rank cit/TRS (area)	Rank cit/paper (area)	Rank in univ.
Department of Food Science and Human Nutrition (AUA)	30	14	1338	66613	44.60	2,220.43	49.79	1	2	1
Department of Food Science and Technology (IONIO)	12	4	263	13185	21.92	1,098.75	50.13	2	1	1
Department of Food Science and Technology (UPatras)	7	2	255	6442	36.43	920.29	25.26	3	6	2
Department of Food Science and Technology (UoP)	12	5	379	10779	31.58	898.25	28.44	4	4	1
Department of Food Science and Nutrition (UAegean)	17	9	494	14296	29.06	840.94	28.94	5	3	2
Department of Food Science and Nutrition (UThessaly)	11	3	415	9115	37.73	828.64	21.96	6	9	3
Department of Wine, Vine and Beverage Sciences (UNIWA)	13	5	376	8400	28.92	646.15	22.34	7	8	1
Department of Food Science and Technology (IHU)	16	7	402	10139	25.12	633.69	25.22	8	7	2
Department of Food Science and Technology (UNIWA)	16	7	266	7325	16.62	457.81	27.54	9	5	2

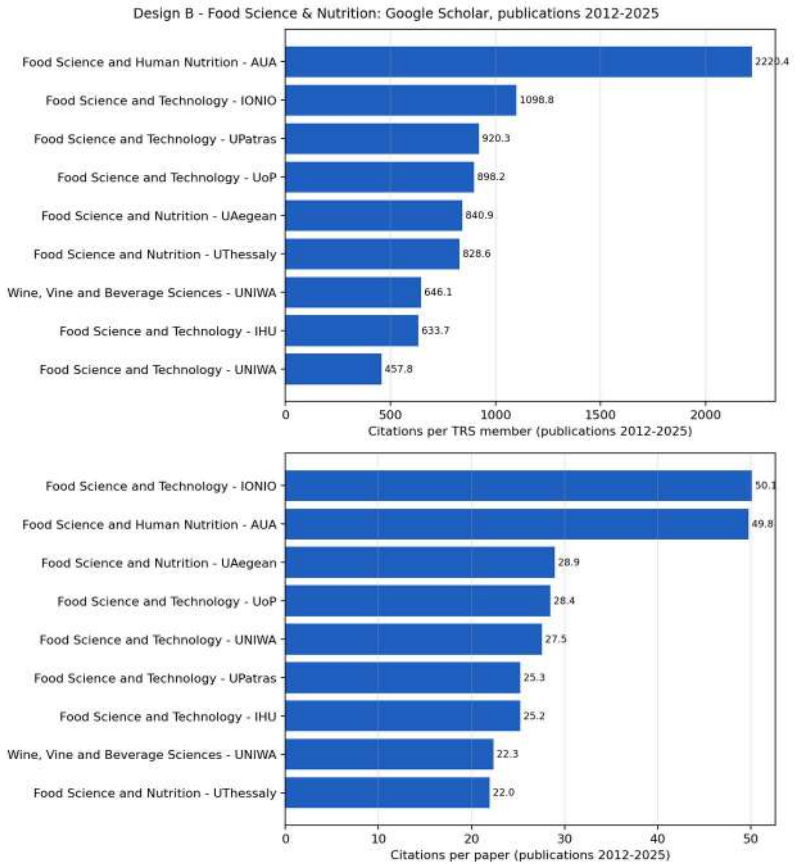

Figure 13. Food science and nutrition: citations per TRS member (top) and citations per paper (bottom), Google Scholar documents 2012-2025, design B.

Forestry and natural environment: 78 TRS members in 4 departments produced 2,340 unique 2012-2025 documents with 49,323 citations. Citations per TRS member range from 118.6 (Department of Forestry, Wood Science and Design (UThessaly)) to 1,049.1 (Department of Forestry and Natural Environment Management (AUA)) and citations per paper from 10.8 to 31.0. The top three departments by citations per member are Department of Forestry and Natural Environment Management (AUA) (1,049.1); Department of Forestry and Management of the Environment and of Natural Resources (DUTH) (880.5); School of Forestry and Natural Environment (AUTH) (593.7) (Figure 14). 28 members (36%) have no public Google Scholar profile and count in the denominator.

Table 10d. Forestry and natural environment: Google Scholar documents 2012-2025 per department (design B). Ordered by citations per TRS member; ranks within area and within the university.

Department (Univ.)	TRS	No profile	Papers	Citations	Papers/ TRS	Cit./TRS	Cit./paper	Rank cit/TRS (area)	Rank cit/paper (area)	Rank in univ.
Department of Forestry and Natural Environment Management (AUA)	8	1	271	8393	33.88	1,049.12	30.97	1	1	3
Department of Forestry and Management of the Environment and of Natural Resources (DUTH)	21	5	820	18491	39.05	880.52	22.55	2	2	2
School of Forestry and Natural Environment (AUTH)	35	13	1096	20779	31.31	593.69	18.96	3	3	4
Department of Forestry, Wood Science and Design (UThessaly)	14	9	153	1660	10.93	118.57	10.85	4	4	8

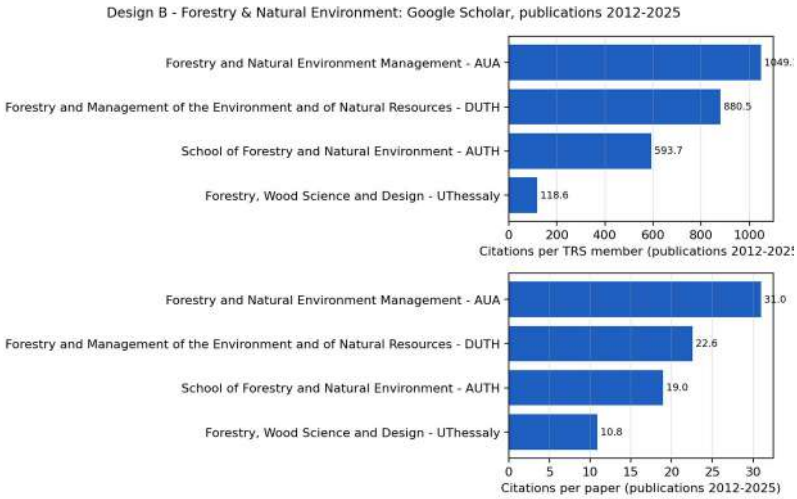

Figure 14. Forestry and natural environment: citations per TRS member (top) and citations per paper (bottom), Google Scholar documents 2012-2025, design B.

Environment: 38 TRS members in 3 departments produced 968 unique 2012-2025 documents with 30,390 citations. Citations per TRS member range from 360.4 (Department of Environment (UThessaly)) to 1,058.2 (Department of Environment (UAegean)) and citations per paper from 24.3 to 51.2. The top three departments by citations per member are Department of Environment (UAegean) (1,058.2); Department of Environment (IONIO) (880.4); Department of Environment (UThessaly) (360.4) (Figure 15). 15 members (39%) have no public Google Scholar profile and count in the denominator.

Table 10e. Environment: Google Scholar documents 2012-2025 per department (design B). Ordered by citations per TRS member; ranks within area and within the university.

Department (Univ.)	TRS	No profile	Papers	Citations	Papers/ TRS	Cit./TRS	Cit./paper	Rank cit/TRS (area)	Rank cit/paper (area)	Rank in univ.
Department of Environment (UAegean)	12	5	248	12699	20.67	1,058.25	51.21	1	1	1
Department of Environment (IONIO)	16	3	579	14087	36.19	880.44	24.33	2	3	2
Department of Environment (UThessaly)	10	7	141	3604	14.10	360.40	25.56	3	2	5

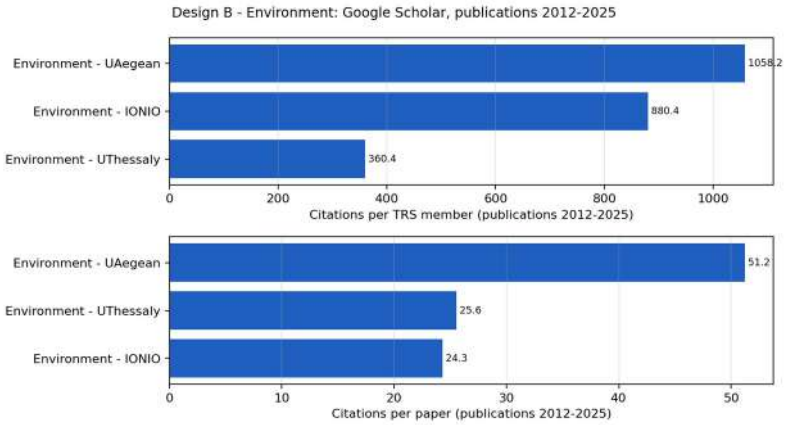

Figure 15. Environment: citations per TRS member (top) and citations per paper (bottom), Google Scholar documents 2012-2025, design B.

Veterinary medicine: 119 TRS members in 2 departments produced 2,868 unique 2012-2025 documents with 68,358 citations. Citations per TRS member range from 351.4 (Department of Veterinary Medicine (UThessaly)) to 671.2 (School of Veterinary Medicine (AUTH)) and citations per paper from 18.5 to 25.5. The top three departments by citations per member are School of Veterinary Medicine (AUTH) (671.2); Department of Veterinary Medicine (UThessaly) (351.4) (Figure 16). 58 members (49%) have no public Google Scholar profile and count in the denominator.

Table 10f. Veterinary medicine: Google Scholar documents 2012-2025 per department (design B). Ordered by citations per TRS member; ranks within area and within the university.

Department (Univ.)	TRS	No profile	Papers	Citations	Papers/ TRS	Cit./TRS	Cit./paper	Rank cit/TRS (area)	Rank cit/paper (area)	Rank in univ.
School of Veterinary Medicine (AUTH)	83	40	2184	55709	26.31	671.19	25.51	1	1	3
Department of Veterinary Medicine (UThessaly)	36	18	684	12649	19.00	351.36	18.49	2	2	6

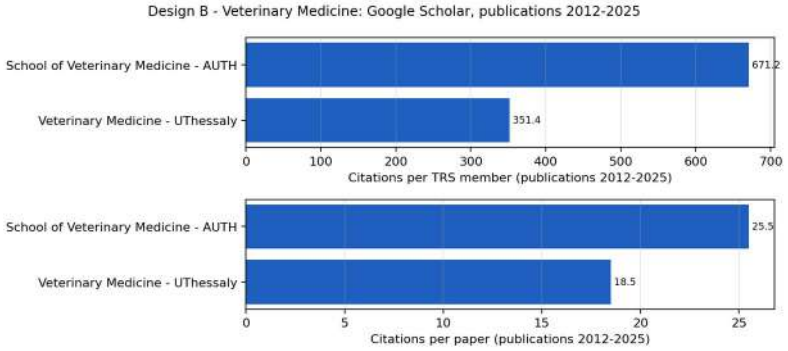

Figure 16. Veterinary medicine: citations per TRS member (top) and citations per paper (bottom), Google Scholar documents 2012-2025, design B.

5B.3 Individual ranking of faculty members (extension of design B)

Table 11 lists, for each area, the twenty members with the most citations to their own 2012-2025 documents, with papers, citations per paper and lifetime h, and their ranks within department, university, area and nation-wide; the complete list is in Section 5E. Because the department indicators of design B are unions, a member's own counts do not sum to the department's, which is the point of reporting both.

Table 11a. Agricultural sciences: top-20 faculty members by citations to own documents 2012-2025 (design B).

Member	Department (Univ.)	Grade	Papers	Citations	Cit./paper	Lifetime h	Rank cites d/a/all	Conf.
Bosis Ioannis	School of Agriculture (AUTH)	Prof.	59	16,578	281.0	45	1/1/4	H
Anastopoulos Ioannis	Department of Agricultural Technology (UoI)	Asst.	148	13,009	87.9	53	1/2/7	H
Zamioudis Christos	Department of Agricultural Development (DUTH)	Asst.	19	11,711	616.4	15	1/3/8	H
Bampidis Vasileios	Department of Agriculture (IHU)	Prof.	835	11,516	13.8	48	1/4/9	H
Petropoulos Spyridon	Department of Agriculture, Crop Production and Rural Environment (UThessaly)	Prof.	266	11,434	43.0	62	1/5/10	L
Damalas Christos	Department of Agricultural Development (DUTH)	Prof.	159	10,556	66.4	64	2/6/11	H
Spyros Fountas	Department of Natural Resources Development & Agricultural Engineering (AUA)	Prof.	232	9,979	43.0	55	1/7/14	H
Antoniadis Vasileios	Department of Agriculture, Crop Production and Rural Environment (UThessaly)	Prof.	134	7,542	56.3	50	2/8/17	H
Katsoulas Nikolaos	Department of Agriculture, Crop Production and Rural Environment (UThessaly)	Prof.	196	6,209	31.7	45	3/9/22	H
Madesis Panagiotis	Department of Agriculture, Crop Production and Rural Environment (UThessaly)	Assoc.	222	6,072	27.4	46	4/10/23	H
Koutsias Nikos	Department of Sustainable Agriculture (UPatras)	Prof.	102	6,000	58.8	47	1/11/24	H
Thomas Bartzanas	Department of Natural Resources Development & Agricultural Engineering (AUA)	Prof.	172	5,970	34.7	46	2/12/25	H
Savvas Dimitrios	Department of Crop Science (AUA)	Prof.	189	5,466	28.9	55	1/13/27	H
Goula Athanasia	School of Agriculture (AUTH)	Prof.	76	5,170	68.0	47	2/14/31	H
Fotidis Ioannis	School of Agriculture (AUTH)	Asst.	90	5,053	56.1	34	3/15/33	H
Daliakopoulos Ioannis	Department of Agriculture (HMU)	Asst.	113	4,868	43.1	33	1/16/34	H
Chrysanthos Maraveas	Department of Natural Resources Development & Agricultural Engineering (AUA)	Assoc.	116	4,840	41.7	36	3/17/35	H
Konstantinos G. Arvanitis	Department of Natural Resources Development & Agricultural Engineering (AUA)	Prof.	109	4,650	42.7	44	4/18/38	H
Travlos Ilias	Department of Crop Science (AUA)	Prof.	179	4,341	24.2	39	2/19/44	H
Moschakis Thomas	School of Agriculture (AUTH)	Prof.	69	4,255	61.7	42	4/20/46	H

Table 11b. Biology and molecular biosciences: top-20 faculty members by citations to own documents 2012-2025 (design B).

Member	Department (Univ.)	Grade	Papers	Citations	Cit./paper	Lifetime h	Rank cites d/a/all	Conf.
Trougkakos Ioannis P.	Department of Biology (NKUA)	Prof.	268	24,315	90.7	56	1/1/2	H
Stravopodis Dimitrios I.	Department of Biology (NKUA)	Assoc.	81	17,095	211.1	35	2/2/3	H
Dimitrios Kouretas	Department of Biochemistry and Biotechnology (UThessaly)	Prof.	277	13,170	47.5	74	1/3/6	H
Pavlos Pavlidis	Department of Biology (UoC)	Prof.	78	7,809	100.1	30	1/4/16	M
Fyllas Nikolaos M.	Department of Biology (NKUA)	Asst.	81	6,911	85.3	39	3/5/18	H
Mazaris Antonios	School of Biology (AUTH)	Prof.	140	6,576	47.0	52	1/6/19	H
Aglaia Pappa	Department of Molecular Biology and Genetics (DUTH)	Prof.	125	6,407	51.3	59	1/7/21	H
Raitsos Dionysios E.	Department of Biology (NKUA)	Assoc.	101	5,286	52.3	48	4/8/29	H
Georgiadou Maria	Department of Biological Applications and Technology (UoI)	Asst.	21	5,202	247.7	23	1/9/30	H
Agathangelidis Andreas E.	Department of Biology (NKUA)	Asst.	165	5,107	30.9	34	5/10/32	H
Dimitrios Karpouzas	Department of Biochemistry and Biotechnology (UThessaly)	Prof.	181	4,657	25.7	53	2/11/36	H
Vlachakis Dimitrios	Department of Biotechnology (AUA)	Assoc.	349	4,638	13.3	36	1/12/39	L
Damialis Athanasios	School of Biology (AUTH)	Asst.	140	4,628	33.1	39	2/13/40	H
Kati Vasiliki	Department of Biological Applications and Technology (UoI)	Prof.	81	4,316	53.3	37	2/14/45	L
Tsitsiloni Ourania	Department of Biology (NKUA)	Prof.	204	3,945	19.3	38	6/15/52	L
Tsikliras Athanasios	School of Biology (AUTH)	Prof.	166	3,928	23.7	43	3/16/54	L
Chrysanthopoulou Akrivi	Department of Biological Applications and Technology (UoI)	Asst.	43	3,880	90.2	26	3/17/55	H
Petros Kolovos	Department of Molecular Biology and Genetics (DUTH)	Assoc.	61	3,584	58.8	24	2/18/63	H
Moschou Panagiotis	Department of Biology (UoC)	Prof.	87	3,483	40.0	39	2/19/67	H
Sarris Panagiotis	Department of Biology (UoC)	Prof.	59	3,397	57.6	29	3/20/73	H

Table 11c. Food science and nutrition: top-20 faculty members by citations to own documents 2012-2025 (design B).

Member	Department (Univ.)	Grade	Papers	Citations	Cit./paper	Lifetime h	Rank cites d/a/all	Conf.
Zampelas Antonios	Department of Food Science and Human Nutrition (AUA)	Prof.	145	26,742	184.4	69	1/1/1	L
Androutsos Odysseas	Department of Food Science and Human Nutrition (AUA)	Asst.	229	10,350	45.2	52	2/2/12	M
Skandamis Panagiotis	Department of Food Science and Human Nutrition (AUA)	Prof.	235	10,317	43.9	70	3/3/13	H
Varzakas Theodoros	Department of Food Science and Technology (UoP)	Prof.	237	7,926	33.4	52	1/4/15	H
Tarantilis Petros	Department of Food Science and Human Nutrition (AUA)	Prof.	144	4,538	31.5	68	4/5/41	H
Lalas Stavros	Department of Food Science and Nutrition (UThessaly)	Prof.	203	4,427	21.8	51	1/6/42	H
Kachrimanidou Vasiliki	Department of Food Science and Technology (IONIO)	Asst.	57	3,796	66.6	28	1/7/56	H
Agriopoulou Sofia	Department of Food Science and Technology (UoP)	Asst.	75	3,782	50.4	26	2/8/57	L
Bountziouka Vasiliki	Department of Food Science and Nutrition (UAegean)	Assoc.	138	3,679	26.7	41	1/9/60	L
Papadaki Aikaterini	Department of Food Science and Technology (IONIO)	Asst.	61	3,443	56.4	29	2/10/69	H
Giannakas Aris	Department of Food Science and Technology (UPatras)	Assoc.	108	3,267	30.2	37	1/11/79	H
Kandylis Panagiotis	Department of Food Science and Technology (IONIO)	Assoc.	80	3,249	40.6	35	3/12/80	H
Papageorgiou Maria	Department of Food Science and Technology (IHU)	Prof.	112	3,032	27.1	36	1/13/86	H
Mallouchos Athanasios	Department of Food Science and Human Nutrition (AUA)	Assoc.	57	2,962	52.0	38	5/14/89	H
Aristotelis Antonopoulos Anaplirotis	Department of Wine, Vine and Beverage Sciences (UNIWA)	Assoc.	72	2,896	40.2	40	1/15/92	H
Tsironi Theofania	Department of Food Science and Human Nutrition (AUA)	Assoc.	93	2,812	30.2	34	6/16/98	H
Argyriou Anagnostis	Department of Food Science and Nutrition (UAegean)	Prof.	121	2,669	22.1	37	2/17/106	H
Xanthakis Epameinondas Epikouros	Department of Food Science and Technology (UNIWA)	Asst.	71	2,589	36.5	23	1/18/112	H
Ellinas Kosmas	Department of Food Science and Nutrition (UAegean)	Asst.	60	2,570	42.8	27	3/19/113	H
Kallithraka Stamatina	Department of Food Science and Human Nutrition (AUA)	Prof.	80	2,562	32.0	47	7/20/114	H

Table 11d. Forestry and natural environment: top-20 faculty members by citations to own documents 2012-2025 (design B).

Member	Department (Univ.)	Grade	Papers	Citations	Cit./paper	Lifetime h	Rank cites d/a/all	Conf.
Arabatzis Garyfallos	Department of Forestry and Management of the Environment and of Natural Resources (DUTH)	Prof.	131	5,309	40.5	46	1/1/28	H
Gitas Ioannis	School of Forestry and Natural Environment (AUTH)	Prof.	155	4,651	30.0	45	1/2/37	H
Pantera Anastasia	Department of Forestry and Natural Environment Management (AUA)	Prof.	110	3,726	33.9	24	1/3/58	H
Radoglou Kalliopi	Department of Forestry and Management of the Environment and of Natural Resources (DUTH)	Prof.	89	3,069	34.5	35	2/4/85	H
Papadopoulos Andreas	Department of Forestry and Natural Environment Management (AUA)	Prof.	58	2,891	49.8	20	2/5/93	H
Tsantopoulos Georgios	Department of Forestry and Management of the Environment and of Natural Resources (DUTH)	Prof.	111	2,310	20.8	25	3/6/127	H
Aravanopoulos Filippos	School of Forestry and Natural Environment (AUTH)	Prof.	112	2,233	19.9	34	2/7/137	H
Paschalidou Anastasia	Department of Forestry and Management of the Environment and of Natural Resources (DUTH)	Prof.	75	2,223	29.6	27	4/8/138	H
Andreopoulou Zacharoula	School of Forestry and Natural Environment (AUTH)	Prof.	131	1,641	12.5	23	3/9/187	H
Manolas Evangelos	Department of Forestry and Management of the Environment and of Natural Resources (DUTH)	Prof.	119	1,637	13.8	18	5/10/188	H
Kyriazopoulos Apostolos	Department of Forestry and Management of the Environment and of Natural Resources (DUTH)	Prof.	80	1,566	19.6	22	6/11/196	H
Fotiadis Georgios	Department of Forestry and Natural Environment Management (AUA)	Assoc.	59	1,511	25.6	18	3/12/201	H
Kantartzis Apostolos	Department of Forestry and Management of the Environment and of Natural Resources (DUTH)	Assoc.	53	1,439	27.1	16	7/13/206	H
Kamperidou Vasiliki	School of Forestry and Natural Environment (AUTH)	Asst.	76	1,354	17.8	23	4/14/221	H
Bontzorlos Vasileios	School of Forestry and Natural Environment (AUTH)	Asst.	30	1,301	43.4	16	5/15/227	H
Mitsopoulos Ioannis	School of Forestry and Natural Environment (AUTH)	Asst.	50	1,286	25.7	24	6/16/230	H
Galatsidas Spyros	Department of Forestry and Management of the Environment and of Natural Resources (DUTH)	Prof.	29	1,256	43.3	16	8/17/237	H
Nanos Nikolaos	School of Forestry and Natural Environment (AUTH)	Assoc.	34	1,024	30.1	25	7/18/276	L
Myronidis Dimitrios	School of Forestry and Natural Environment (AUTH)	Prof.	24	899	37.5	19	8/19/293	H
Periklis Birtsas	Department of Forestry, Wood Science and Design (UThessaly)	Prof.	40	894	22.4	18	1/20/295	H

Table 11e. Environment: top-20 faculty members by citations to own documents 2012-2025 (design B).

Member	Department (Univ.)	Grade	Papers	Citations	Cit./paper	Lifetime h	Rank cites d/a/all	Conf.
Gerovasileiou Vasileios	Department of Environment (IONIO)	Assoc.	215	6,477	30.1	41	1/1/20	H
Evangelinos Konstantinos	Department of Environment (UAegean)	Prof.	84	4,384	52.2	48	1/2/43	H
Skouloudis Antonis	Department of Environment (UAegean)	Assoc.	71	4,212	59.3	36	2/3/47	H
Lekkas Dimitris Fragkiskos	Department of Environment (UAegean)	Prof.	20	3,481	174.1	19	3/4/68	L
Petala Athanasia	Department of Environment (IONIO)	Asst.	56	2,158	38.5	26	2/5/146	H
Georgios Giovanoulis	Department of Environment (UThessaly)	Asst.	39	2,091	53.6	14	1/6/150	H
Koulougliotis Dionysios	Department of Environment (IONIO)	Prof.	39	1,412	36.2	26	3/7/210	H
Evangelia Papadopoulou	Department of Environment (UThessaly)	Asst.	67	1,259	18.8	21	2/8/236	H
Poirazidis Konstantinos	Department of Environment (IONIO)	Prof.	49	1,248	25.5	26	4/9/240	L
Matsinos Giannis	Department of Environment (UAegean)	Prof.	47	1,022	21.7	27	4/10/277	H
Kyritsis Anastasios	Department of Environment (IONIO)	Assoc.	47	864	18.4	20	5/11/303	H
Pilinis Christodoulos	Department of Environment (UAegean)	Prof.	21	782	37.2	37	5/12/332	H
Kalimeris Anastasios	Department of Environment (IONIO)	Assoc.	29	498	17.2	15	6/13/414	H
Karris Georgios	Department of Environment (IONIO)	Assoc.	49	484	9.9	14	7/14/419	H
Gaganis Petros	Department of Environment (UAegean)	Prof.	24	335	14.0	17	6/15/460	H
Aravantinos-Zafeiris Nikolaos	Department of Environment (IONIO)	Asst.	27	333	12.3	10	8/16/462	H
Mamoutos Ioannis	Department of Environment (IONIO)	Asst.	33	289	8.8	10	9/17/473	M
Theodorou Konstantinos	Department of Environment (UAegean)	Assoc.	12	260	21.7	13	7/18/482	H
Dorothea Kasiteropoulou	Department of Environment (UThessaly)	Assoc.	35	254	7.3	9	3/19/485	H
Karydis Christos	Department of Environment (IONIO)	Prof.	17	119	7.0	7	10/20/520	H

Table 11f. Veterinary medicine: top-20 faculty members by citations to own documents 2012-2025 (design B).

Member	Department (Univ.)	Grade	Papers	Citations	Cit./paper	Lifetime h	Rank cites d/a/all	Conf.
Papadopoulou Paraskevi	School of Veterinary Medicine (AUTH)	Assoc.	62	15,534	250.6	26	1/1/5	M
Kritas Spyridon	School of Veterinary Medicine (AUTH)	Prof.	129	5,830	45.2	45	2/2/26	H
Banos Georgios	School of Veterinary Medicine (AUTH)	Prof.	209	3,547	17.0	49	3/3/64	H
Arsenos Georgios	School of Veterinary Medicine (AUTH)	Prof.	214	3,531	16.5	39	4/4/65	H
Mente Eleni	School of Veterinary Medicine (AUTH)	Prof.	133	3,405	25.6	43	5/5/72	H
Bintsis Thomas	School of Veterinary Medicine (AUTH)	Asst.	39	2,903	74.4	21	6/6/91	H
Dovas Chrysostomos	School of Veterinary Medicine (AUTH)	Prof.	89	2,818	31.7	42	7/7/97	H
Diakou Anastasia	School of Veterinary Medicine (AUTH)	Prof.	133	2,723	20.5	38	8/8/102	H
Billinis Charalampos	Department of Veterinary Medicine (UThessaly)	Prof.	140	2,598	18.6	43	1/9/110	H
Theodoridis Alexandros	School of Veterinary Medicine (AUTH)	Prof.	121	2,513	20.8	28	9/10/116	H
Papagianni Maria	School of Veterinary Medicine (AUTH)	Prof.	131	2,205	16.8	42	10/11/139	H
Saridomichelakis Emmanouil	Department of Veterinary Medicine (UThessaly)	Prof.	93	2,025	21.8	42	2/12/155	H
Xenoulis Panagiotis	Department of Veterinary Medicine (UThessaly)	Prof.	73	1,795	24.6	30	3/13/170	H
Angelidis Apostolos	School of Veterinary Medicine (AUTH)	Prof.	33	1,384	41.9	28	11/14/216	H
Lazou Thomai	School of Veterinary Medicine (AUTH)	Asst.	30	1,291	43.0	15	12/15/228	H
Koutoulis Konstantinos	Department of Veterinary Medicine (UThessaly)	Prof.	60	1,264	21.1	20	4/16/234	H
Taitzoglou Ioannis	School of Veterinary Medicine (AUTH)	Prof.	53	1,250	23.6	33	13/17/239	H
Papazoglou Lyssimachos	School of Veterinary Medicine (AUTH)	Prof.	133	1,207	9.1	32	14/18/243	L
Fortomaris Paschalis	School of Veterinary Medicine (AUTH)	Prof.	49	1,181	24.1	30	15/19/249	H
Tsakmakidis Ioannis	School of Veterinary Medicine (AUTH)	Prof.	86	1,082	12.6	25	16/20/266	H

5C. Robustness: the same designs on OpenAlex and Semantic Scholar

Every step of Sections 3-5 was repeated with OpenAlex and with Semantic Scholar as the source on the same roster (full results in the companion files). Google Scholar and OpenAlex rank the departments at rho = 0.70 for the design-A mean h, 0.83 for design-B citations per member and 0.77 for citations per paper, and the 486 members matched in both at rho = 0.79 for the 2012-2025 h, 0.81 for 2012-2025 citations and 0.71 for the lifetime h. Google Scholar and Semantic Scholar rank the departments at rho = 0.38 for the design-A mean h, 0.60 for design-B citations per member and 0.44 for citations per paper, and the 465 members matched in both at rho = 0.40 for the 2012-2025 h, 0.39 for 2012-2025 citations and 0.33 for the lifetime h. OpenAlex and Semantic Scholar rank the departments at rho = 0.38 for the design-A mean h, 0.65 for design-B citations per member and 0.39 for citations per paper, and the 594 members matched in both at rho = 0.36 for the 2012-2025 h, 0.36 for 2012-2025 citations and 0.30 for the lifetime h. Table 12 summarises the pairwise agreement and Table 13 lists every department under the three sources; Section 5E gives all three sources for every member.

Table 12. Agreement between sources: Spearman rank correlations at department level (design A mean h; design B citations per TRS member and per paper) and at faculty-member level (2012-2025 h, 2012-2025 citations, lifetime h), with the mean level differences.

Sources	Depts	rho mean h	rho cit/TRS	rho cit/paper	Members	rho h 2012-25	rho cites 2012-25	rho lifetime h	Δ h (mean)	Δ cites
Google Scholar vs OpenAlex	43	0.70	0.83	0.77	486	0.79	0.81	0.71	+3.6	+49%
Google Scholar vs Semantic Scholar	43	0.38	0.60	0.44	465	0.40	0.39	0.33	+8.0	+127%
OpenAlex vs Semantic Scholar	43	0.38	0.65	0.39	594	0.36	0.36	0.30	+3.4	+50%

Table 13. Departments under the three sources: design-A mean h and citations per academic, design-B citations per TRS member, publications 2012-2025 (GS = Google Scholar, OA = OpenAlex, S2 = Semantic Scholar).

Area	Department (Univ.)	Mean h GS	Mean h OA	Mean h S2	Cites/acad. GS	Cites/acad. OA	Cites/acad. S2	Cit./TRS GS	Cit./TRS OA	Cit./TRS S2
AGRI	Department of Agriculture, Crop Production and Rural Environment (UThessaly)	25.53	17.05	12.55	3,092.6	1,678.6	1,212.5	1,683.5	1,267.9	908.9
AGRI	Department of Natural Resources Development & Agricultural Engineering (AUA)	21.94	20.18	1.50	2,361.8	1,779.7	35.8	1,612.6	809.1	6.5
AGRI	School of Agriculture (AUTH)	20.55	17.16	12.16	2,098.8	1,295.7	818.4	1,275.8	883.9	618.8
AGRI	Department of Sustainable Agriculture (UPatras)	20.20	16.86	15.12	1,947.2	1,349.1	1,794.4	1,213.9	1,177.8	1,788.4
AGRI	Department of Agricultural Development (DUTH)	19.77	15.67	14.00	2,901.8	1,634.9	1,169.7	2,254.0	1,432.9	1,022.3
AGRI	Department of Animal Science (AUA)	19.58	12.69	9.33	1,607.7	799.2	943.7	704.5	516.9	656.2
AGRI	Department of Agricultural Technology (UoI)	19.43	12.00	10.82	2,838.1	1,526.2	846.5	1,215.5	1,050.1	611.2
AGRI	Department of Crop Science (AUA)	18.43	14.07	10.61	1,408.5	1,289.6	907.7	755.5	972.8	731.6

Area	Department (Univ.)	Mean h GS	Mean h OA	Mean h S2	Cites/acad. GS	Cites/acad. OA	Cites/acad. S2	Cit./TRS GS	Cit./TRS OA	Cit./TRS S2
AGRI	Department of Agriculture (HMU)	18.43	13.19	14.05	1,634.1	1,063.0	1,122.7	837.2	658.8	907.6
AGRI	Department of Viticulture and Oenology (DUTH)	18.00	12.67	11.80	1,308.3	631.7	634.0	490.6	236.9	395.4
AGRI	Department of Fisheries and Aquaculture (UPatras)	15.86	9.10	10.90	1,221.4	533.3	593.2	766.9	474.6	516.7
AGRI	Department of Agriculture (UPatras)	14.64	10.92	5.00	1,042.6	707.3	242.1	711.1	629.5	219.1
AGRI	Department of Agricultural Development, Agrofood and Management of Natural Resources (NKUA)	14.43	15.43	2.25	1,404.9	1,410.4	50.5	393.4	394.5	8.1
AGRI	Department of Agriculture (IHU)	14.11	7.89	6.17	1,337.9	633.9	215.6	761.7	520.7	190.8
AGRI	Department of Agriculture (UoWM)	12.78	11.50	5.00	771.7	596.4	173.5	426.7	298.1	127.8
AGRI	Department of Agrotechnology (UThessaly)	12.43	9.55	6.75	1,048.0	561.1	308.5	275.8	265.4	168.1
AGRI	Department of Animal Science (UThessaly)	12.20	9.67	4.75	654.5	460.5	176.4	471.5	396.4	162.7
BIO	Department of Biology (NKUA)	24.16	16.00	7.96	4,341.2	1,917.4	859.2	2,295.0	1,290.7	560.4
BIO	Department of Biochemistry and Biotechnology (UThessaly)	22.18	15.11	0.88	2,425.0	1,056.4	20.5	1,059.7	354.7	3.6
BIO	Department of Biology (UoC)	21.00	15.50	5.07	2,888.8	2,053.1	221.1	1,031.8	984.5	132.6
BIO	School of Biology (AUTH)	19.88	11.19	7.06	1,747.6	782.2	497.9	1,051.2	488.2	433.5
BIO	Department of Biotechnology (AUA)	18.10	12.54	6.93	1,296.6	671.1	325.7	612.5	376.5	241.4
BIO	Department of Biology (UPatras)	17.80	8.89	1.11	1,326.2	362.0	18.4	451.3	113.8	5.9
BIO	Department of Biological Applications and Technology (UoI)	17.00	11.08	7.92	1,978.0	822.2	784.9	895.4	478.3	463.7
BIO	Department of Molecular Biology and Genetics (DUTH)	15.62	13.77	1.25	1,640.7	1,196.8	12.0	854.3	662.7	2.1
FOOD	Department of Food Science and Human Nutrition (AUA)	27.94	16.10	18.62	4,640.1	1,674.3	1,869.7	2,220.4	1,063.2	1,416.9
FOOD	Department of Food Science and Nutrition (UAegean)	20.38	10.82	10.00	1,795.2	754.1	604.1	840.9	469.3	456.7
FOOD	Department of Food Science and Technology (IONIO)	19.50	16.67	14.00	2,128.8	1,482.1	1,081.0	1,098.8	858.2	770.1
FOOD	Department of Food Science and Technology (UPatras)	18.00	11.83	11.50	1,329.4	780.3	703.3	920.3	668.7	580.3
FOOD	Department of Wine, Vine and Beverage Sciences (UNIWA)	17.25	12.88	12.88	1,070.5	743.6	714.5	646.1	447.9	438.5
FOOD	Department of Food Science and Technology (IHU)	17.00	11.80	9.94	1,208.2	577.5	428.9	633.7	482.3	381.4
FOOD	Department of Food Science and Technology (UoP)	16.57	10.56	10.55	2,019.7	1,118.2	940.6	898.2	631.2	673.8
FOOD	Department of Food Science and Nutrition (UThessaly)	14.75	17.62	10.43	1,150.1	1,457.1	694.0	828.6	924.4	441.6
FOOD	Department of Food Science and Technology (UNIWA)	12.89	10.88	13.15	903.1	572.8	687.1	457.8	279.1	428.8
FOREST	School of Forestry and Natural Environment (AUTH)	15.45	10.56	6.79	1,000.9	664.0	384.4	593.7	432.4	297.8
FOREST	Department of Forestry and Management of the Environment and of Natural Resources (DUTH)	15.31	12.95	11.32	1,368.1	915.4	884.1	880.5	710.2	679.1
FOREST	Department of Forestry and Natural Environment Management (AUA)	12.71	9.62	7.50	1,336.6	779.2	393.4	1,049.1	711.2	392.4
FOREST	Department of Forestry, Wood Science and Design (UThessaly)	9.60	7.67	1.50	393.8	553.2	10.5	118.6	237.1	5.5
ENV	Department of Environment (UAegean)	17.86	11.64	12.64	2,068.0	824.8	879.2	1,058.2	676.8	718.7
ENV	Department of Environment (UThessaly)	14.33	10.60	0.25	1,201.3	784.2	2.2	360.4	391.8	0.9
ENV	Department of Environment (IONIO)	13.54	9.00	10.00	1,088.9	621.3	670.5	880.4	426.6	543.3
VET	School of Veterinary Medicine (AUTH)	16.51	11.38	6.38	1,538.7	910.3	512.9	671.2	639.1	379.0
VET	Department of Veterinary Medicine (UThessaly)	13.39	8.14	5.08	786.3	449.0	212.7	351.4	307.9	121.9

Figures 17-21 give the same comparison graphically: department mean h and citations per TRS member under the three sources, the member-level h-index under Google Scholar against the two open sources, the share of each department's roster matched in each source, and the relation between the two designs' department indicators under Google Scholar.

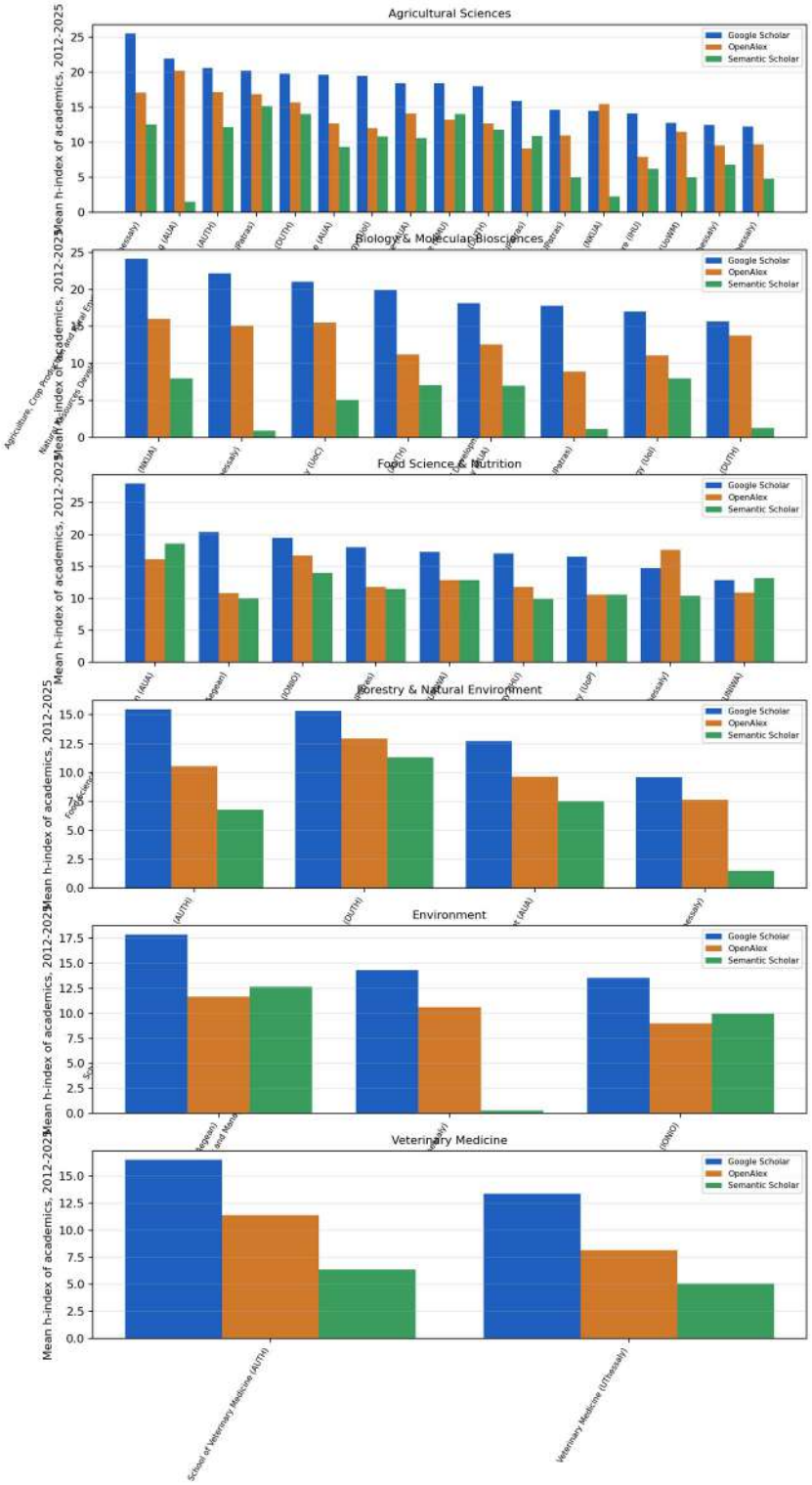

Figure 17. Design A mean h-index of academics, publications 2012-2025, per department under Google Scholar, OpenAlex and Semantic Scholar (one panel per area; departments ordered by the Google Scholar value).

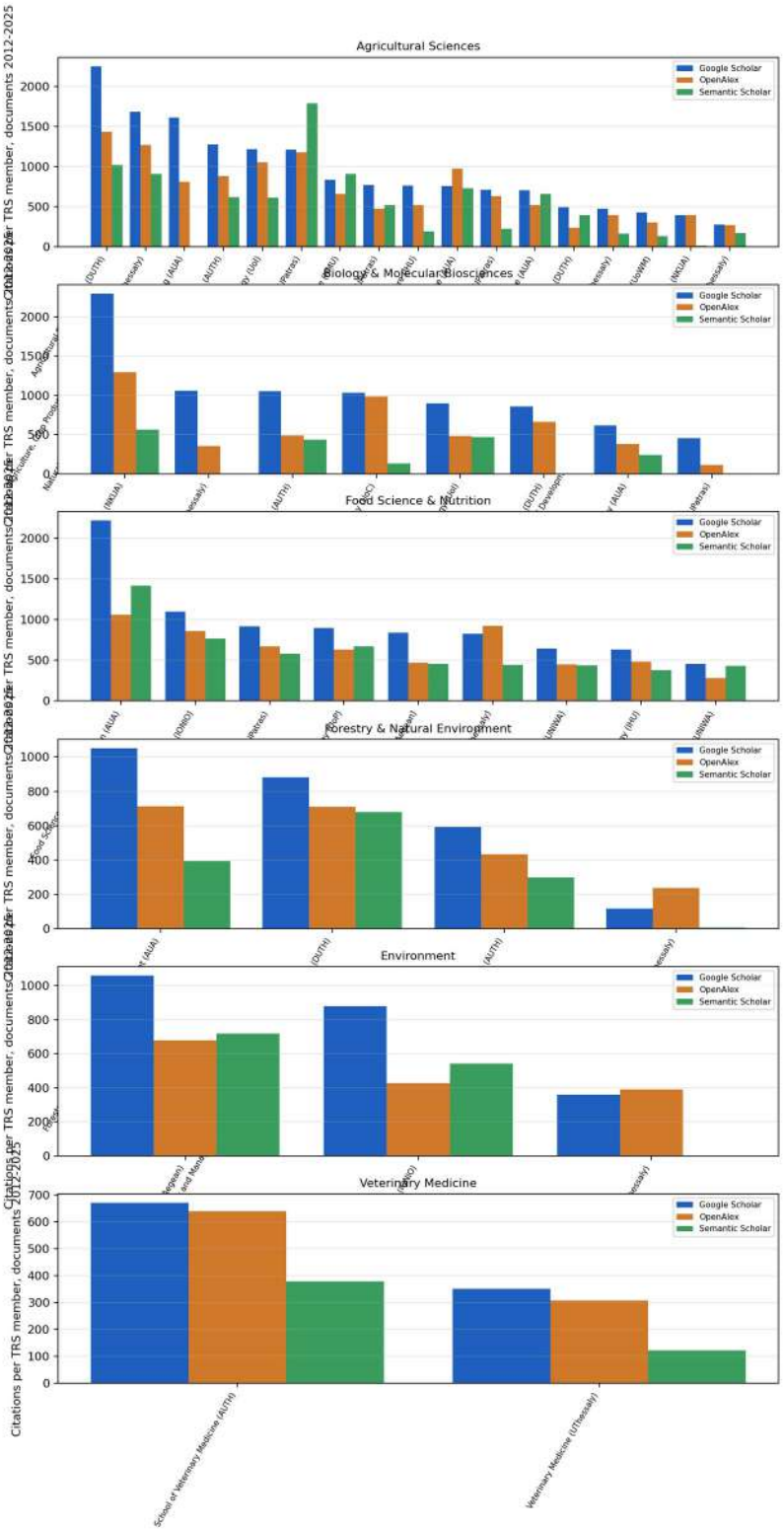

Figure 18. Design B citations per TRS member, documents 2012-2025, per department under the three sources.

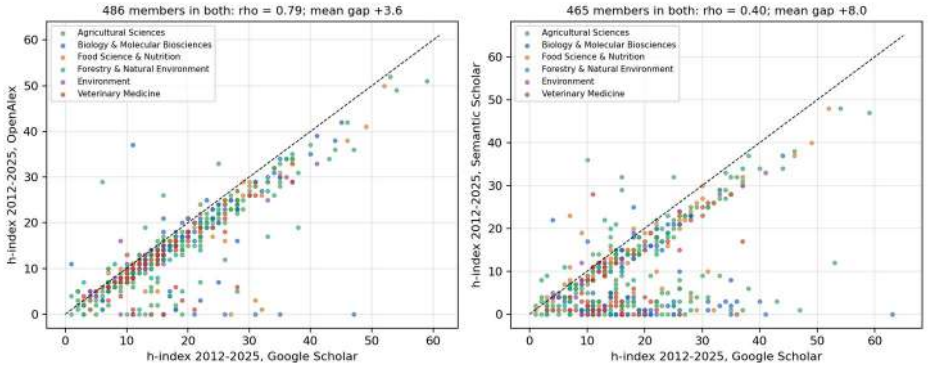

Figure 19. Member-level 2012-2025 h-index: Google Scholar against OpenAlex (left) and against Semantic Scholar (right); dashed line = equality.

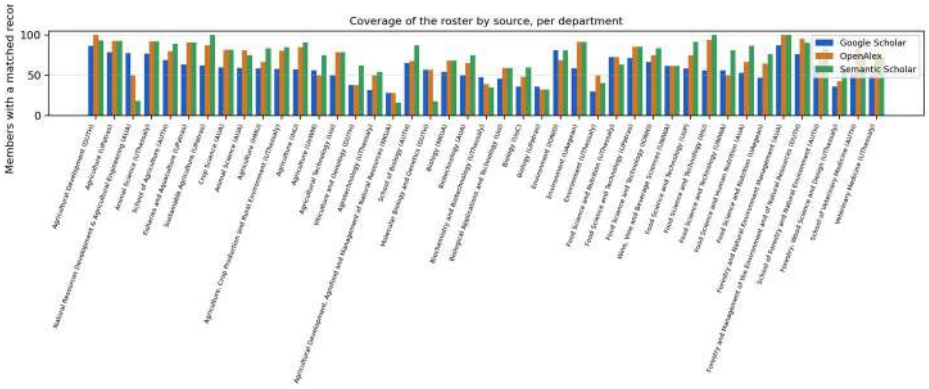

Figure 20. Share of each department's tenured faculty with a matched record, by source.

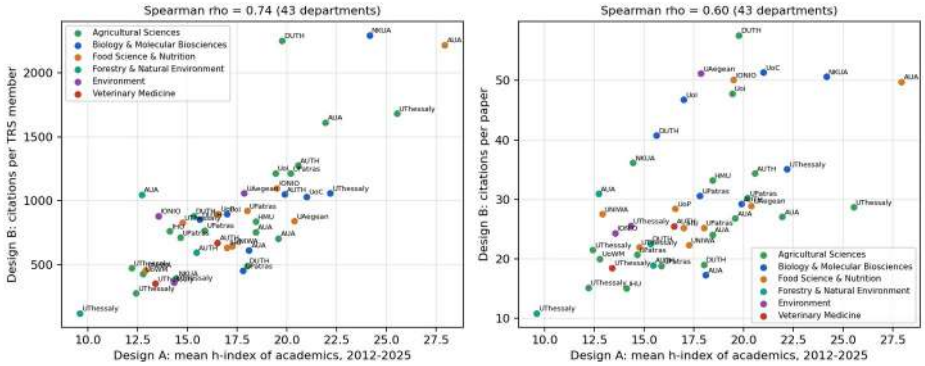

Figure 21. Departments under both designs (Google Scholar, 2012-2025): design-A mean h against design-B citations per TRS member (left) and per paper (right).

5D. The faculty in two global ranking systems: World's Top 2% Scientists and Research.com

As a further lens, equivalent in status to the individual rankings of Sections 5A.5 and 5B.3, every one of the 982 roster members was looked up, by name and affiliation, in two global ranking systems widely cited in Greek academic evaluation; the workflow starts from the roster and asks, for each member, whether the system lists her or him and on what value, and never starts from the systems' own lists. (1) The Stanford/Elsevier World's Top 2% Scientists list (Ioannidis, Baas, Klavans and Boyack; August-2025 data update, version 8, Scopus data to end-2024), which ranks by the composite indicator c (six citation metrics combined; reported here without self-citations, 'ns'); only the career-long list is used and the official table was downloaded from the Elsevier data repository, the members being matched on surname, given name and the institution recorded by Scopus, with implausible field attributions (economics and business, engineering, the humanities) flagged and excluded - the mirror image of the plausibility rule of the technical

volumes of this series. (2) Research.com's Best Scientists rankings for Greece in the five discipline lists that cover these areas (Section 5A.6), matched on name and stated affiliation.

Results (Table 14): 42 members appear in the career-long Top 2% list (1 further name matches were excluded as implausible field attributions), and 37 members appear in the Research.com Greece lists; 14 members appear in both. By area the Top 2% inclusions are AGRI 19, BIO 8, FOOD 8, VET 5, FOREST 2, and the Research.com inclusions AGRI 17, BIO 12, VET 4, ENV 2, FOOD 2.

Table 14. The two global ranking systems: basic metric, edition consulted, access route and number of the roster members found.

System	Basic metric on which inclusion/rank rests	Edition / date read	Access route	Members found
World's Top 2% Scientists, career-long list (Stanford/Elsevier)	Composite citation indicator c (ns = excluding self-citations); rank among the 236,032 scientists listed	August 2025 update (v8, released Sept 2025), Scopus data to 31 Dec 2024 - latest edition available	Official Elsevier data repository table (doi:10.17632/btchxktzyw.8), name + institution matching	42
Research.com Best Scientists, Greece (five discipline lists)	D-index (discipline-restricted h-index) from OpenAlex and CrossRef, with national and world rank	2026 edition, pages read 28 August 2026	Public discipline ranking pages, name + affiliation matching	37

Figure 22 traces the attrition from the roster to the global lists: of the 982 members, 833 are evaluated in at least one bibliographic source and therefore appear in the individual tables of Sections 5A.5, 5B.3 and 5E, while the two global systems retain 37 and 42 members respectively.

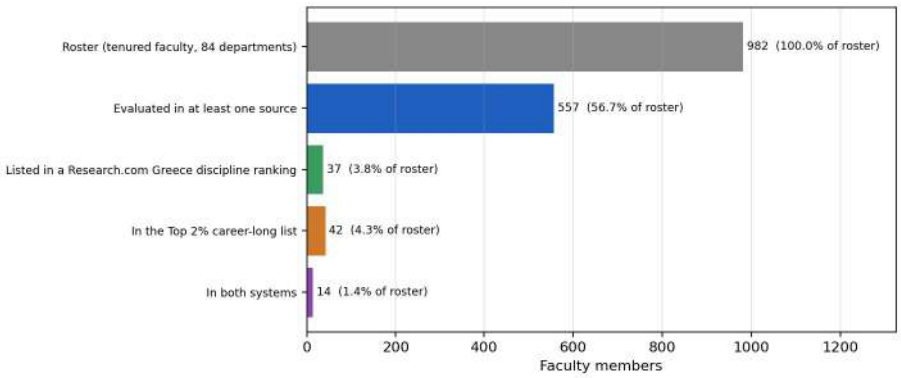

Figure 22. From the roster to the two global ranking systems: members at each stage.

Table 15. Faculty members in the World's Top 2% Scientists career-long list (August 2025 update; publications to end-2024; values without self-citations); 42 members, ordered by rank.

Member	Department (Univ.)	Area	Scopus subfield	Rank (ns)	c-score (ns)	h24 (ns)	Citations (ns)	Papers	First yr
Damalas Christos	Department of Agricultural Development (DUTH)	AGRI	Agronomy & Agriculture	34,113	3.825	44	8,104	193	2,001
Dordas Christos	School of Agriculture (AUTH)	AGRI	Agronomy & Agriculture	43,632	3.752	35	5,352	86	2,000
Papagianni Maria	School of Veterinary Medicine (AUTH)	VET	Biotechnology	57,147	3.666	28	3,413	62	1,994
Stergiou Konstantinos	School of Biology (AUTH)	BIO	Fisheries	60,121	3.649	37	5,467	140	1,988
Goula Athanasia	School of Agriculture (AUTH)	AGRI	Food Science	66,411	3.616	36	5,059	87	2,001
Athanasiou Christos	Department of Agriculture, Crop Production and Rural Environment (UThessaly)	AGRI	Entomology	85,065	3.530	39	6,894	450	1,999
Makris Dimitris	Department of Food Science and Nutrition (UThessaly)	FOOD	Food Science	90,361	3.509	43	6,648	199	1,999
Skorilas Andreas	Department of Biology (NKUA)	BIO	Oncology & Carcinogenesis	92,863	3.499	52	10,726	422	1,993
Trougkakos Ioannis P.	Department of Biology (NKUA)	BIO	Biochemistry & Molecular Biology	93,966	3.495	40	9,551	206	1,997
Lamprou Nikolaos	Department of Biotechnology (AUA)	BIO	Biochemistry & Molecular Biology	103,552	3.459	33	3,850	234	1,994
Zampelas Antonios	Department of Food Science and Human Nutrition (AUA)	FOOD	Nutrition & Dietetics	107,438	3.445	44	14,699	214	1,993
Varzakas Theodoros	Department of Food Science and Technology (UoP)	FOOD	Food Science	135,462	3.358	31	3,835	228	1,996
Savvas Dimitrios	Department of Crop Science (AUA)	AGRI	Plant Biology & Botany	149,669	3.319	32	3,456	200	1,994
Mantala Ioanna	Department of Food Science and Human Nutrition (AUA)	FOOD	Food Science	162,967	3.285	35	3,492	101	1,997
Petropoulos Spyridon	Department of Agriculture, Crop Production and Rural Environment (UThessaly)	AGRI	Plant Biology & Botany	165,777	3.278	35	4,487	213	2,004
Skandamis Panagiotis	Department of Food Science and Human Nutrition (AUA)	FOOD	Food Science	167,296	3.274	48	10,770	277	2,000
Vontas Ioannis	Department of Crop Science (AUA)	AGRI	Entomology	167,687	3.273	55	12,067	280	2,000

Member	Department (Univ.)	Area	Scopus subfield	Rank (ns)	c-score (ns)	h24 (ns)	Citations (ns)	Papers	First yr
Karampagias Ioannis	Department of Food Science and Technology (UPatras)	FOOD	Food Science	173,873	3.259	27	2,530	115	2,011
Fthenakis Georgios	Department of Veterinary Medicine (UThessaly)	VET	Dairy & Animal Science	175,037	3.257	26	2,969	269	1,990
Antoniadis Vasileios	Department of Agriculture, Crop Production and Rural Environment (UThessaly)	AGRI	Environmental Sciences	175,465	3.256	32	4,265	119	2,000
Politis Ioannis	Department of Animal Science (AUA)	AGRI	Dairy & Animal Science	190,702	3.221	26	2,150	124	1,988
Moschakis Thomas	School of Agriculture (AUTH)	AGRI	Food Science	195,569	3.210	31	3,143	71	2,004
Kintzios Spyridon	Department of Biotechnology (AUA)	BIO	Analytical Chemistry	200,071	3.201	24	2,062	152	1,992
Diallinas Georgios	Department of Biology (NKUA)	BIO	Microbiology	216,191	3.168	27	3,152	122	1,989
Papadopoulos Ilias	School of Veterinary Medicine (AUTH)	VET	Mycology & Parasitology	218,998	3.163	28	3,281	221	1,994
Papadopoulos Nikolaos	Department of Agriculture, Crop Production and Rural Environment (UThessaly)	AGRI	Entomology	221,319	3.158	31	2,775	182	1,996
Vryzas Zisis	School of Agriculture (AUTH)	AGRI	Environmental Sciences	224,503	3.152	27	2,458	50	2,002
Dimitrakopoulos Alexandros	School of Forestry and Natural Environment (AUTH)	FOREST	Forestry	228,774	3.144	19	1,582	30	2,001
Koutsias Nikos	Department of Sustainable Agriculture (UPatras)	AGRI	Geological & Geomatics Engineering	234,752	3.133	33	4,043	82	1,998
Lalas Stavros	Department of Food Science and Nutrition (UThessaly)	FOOD	Food Science	242,531	3.119	31	3,327	167	1,997
Kritas Spyridon	School of Veterinary Medicine (AUTH)	VET	Veterinary Sciences	243,432	3.117	35	4,698	157	1,994
Zervakis Georgios	Department of Crop Science (AUA)	AGRI	Mycology & Parasitology	243,762	3.117	34	3,262	121	1,992
Leonardos Ioannis	Department of Biological Applications and Technology (UoI)	BIO	Fisheries	258,057	3.092	28	2,142	94	1,996
Tarantilis Petros	Department of Food Science and Human Nutrition (AUA)	FOOD	Food Science	258,568	3.091	52	8,398	190	1,994
Koumoundouros Georgios	Department of Biology (UoC)	BIO	Fisheries	262,241	3.085	32	2,947	89	1,995
Lazaridou Athina	School of Agriculture (AUTH)	AGRI	Food Science	267,312	3.077	33	4,953	97	1,999
Plessas Stavros	Department of Agricultural Development (DUTH)	AGRI	Food Science	269,824	3.072	27	2,224	93	2,005
Saridomichelakis Emmanouil	Department of Veterinary Medicine (UThessaly)	VET	Veterinary Sciences	272,285	3.068	28	2,375	122	1,998
Arabatzis Garyfallos	Department of Forestry and Management of the Environment and of Natural Resources (DUTH)	FOREST	Energy	285,661	3.047	33	2,910	133	2,003
Mountzouris Konstantinos	Department of Animal Science (AUA)	AGRI	Dairy & Animal Science	288,378	3.043	29	3,426	75	1,999
Travlos Ilias	Department of Crop Science (AUA)	AGRI	Plant Biology & Botany	297,869	3.028	20	1,689	144	2,006
Kavallieratos Nikolaos	Department of Crop Science (AUA)	AGRI	Entomology	329,762	2.983	34	4,664	327	2,001

Career-long list: publications 1960-2024, citations 1996-2024; c = composite indicator (ns); h24 = h-index to end-2024. Source: Ioannidis, J.P.A. (2025), August 2025 data-update, Elsevier Data Repository, doi:10.17632/btchxktzyw.8. The single-year list is not used.

Figures 23-28 show how the two systems intersect among the evaluated members and how their presence is distributed by area, by university and by department, and how the systems' own metrics relate to the values computed in this study.

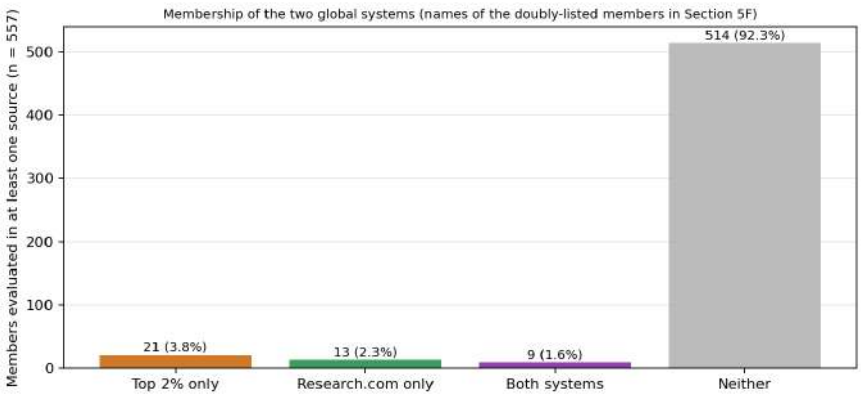

Figure 23. Combinations of membership of the two systems among the members evaluated in at least one source.

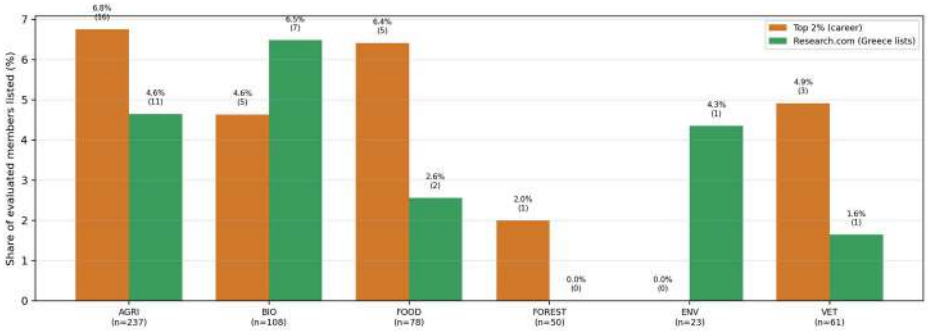

Figure 24. Share (and number) of evaluated members listed in each system, by area.

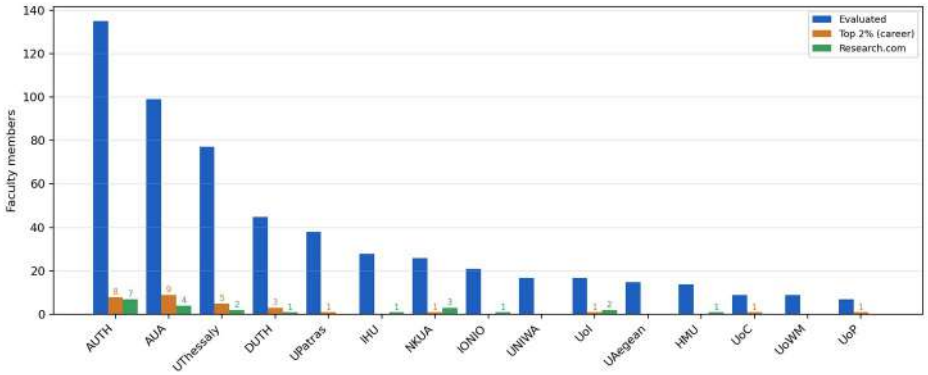

Figure 25. Evaluated members and their presence in the two systems, by university.

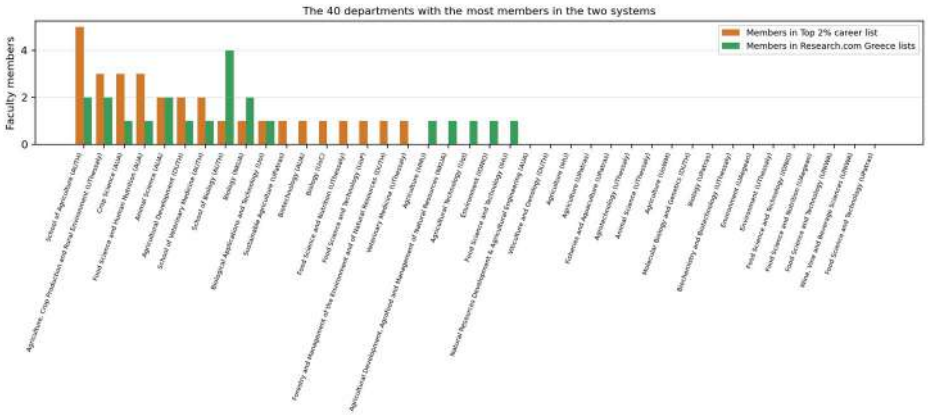

Figure 26. The departments with the most members in the two systems.

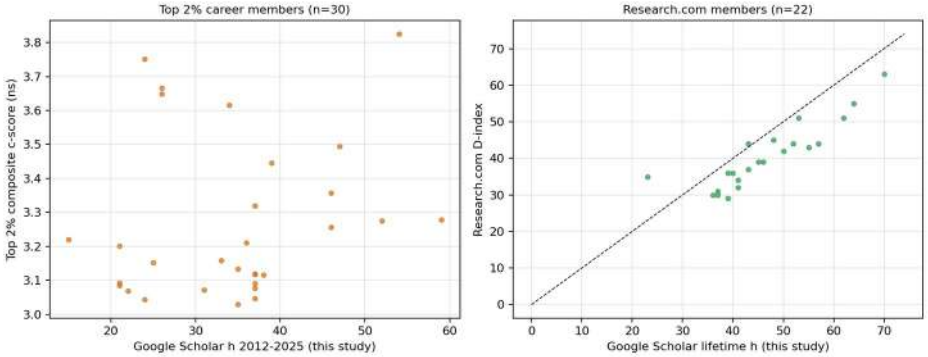

Figure 27. The systems' metrics against this study's Google Scholar values: Top 2% c-score against the 2012-2025 h-index (left) and Research.com D-index against the lifetime h-index (right).



Figure 28. Every member listed in either system, with membership of the other system and of the area top-20 under design A (filled = present).

5E. Complete per-faculty-member results and rankings, publications 2012-2025 (designs A and B): Google Scholar, with OpenAlex and Semantic Scholar alongside

One line per evaluated faculty member, department by department. Design A (publications 2012-2025): h-index, i10-index, citations, publications, with ranks within department / university / area / all departments on h and the design-A composite (Eq. 10). Design B (documents 2012-2025): own documents P_i, citations C_i, with ranks within department / university / area / all on C_i and the design-B composite. Then the lifetime values at retrieval from the member's Google Scholar profile: h-index, i10-index and total citations; and finally, for the same member, the OpenAlex and Semantic Scholar values: 2012-2025 h / i10 / citations and lifetime h / i10 / citations (blank = not matched in that source). Composites = harmonic mean of ranks within the area. The header of each table gives the number of members matched in at least one source of the department's TRS.

School of Agriculture (AUTH) - AGRI - 61 matched of 64 TRS

Member	Grade	A: h	A: i10	A: cites	A: pubs	A: rank h d/u/a/all	A: comp.	B: P_i	B: C_i	B: rank C d/u/a/all	B: comp.	GS profile h/i10/cites	Conf.	OA 2012-25 h/i10/cites	OA life h/i10/cites	S2 2012-25 h/i10/cites	S2 life h/i10/cites
Lazaridou Athina	Prof.	37	64	3,415	88	1/2/11/22	20.8	88	3,415	7/15/31/71	20.8	47/93/9,467	H	34/59/2,839	34/59/2,839	31/58/2,554	39/85/6,758
Moschakis Thomas	Prof.	36	58	4,255	69	2/4/15/31	22.8	69	4,255	4/9/20/46	27.1	42/70/5,853	H	34/55/3,401	34/55/3,401	32/54/3,047	37/66/4,283
Goula Athanasia	Prof.	34	59	5,170	76	3/9/21/44	21.9	76	5,170	2/5/14/31	16.6	47/82/9,883	H	32/52/3,953	32/52/3,953	33/61/3,923	44/84/7,043
Fotidis Ioannis	Asst.	34	47	5,053	90	3/9/21/44	22.0	90	5,053	3/6/15/33	26.2	34/48/5,175	H	32/47/4,174	32/47/4,174	29/43/3,554	29/44/3,657
Mourtzinos Ioannis	Assoc.	33	71	3,435	115	5/11/24/48	26.4	115	3,435	6/14/30/70	27.9	38/82/5,264	H	29/61/2,618	29/61/2,618	9/8/240	13/17/1,490
Alexandridis Thomas	Prof.	28	56	4,057	99	6/17/33/77	30.1	99	4,057	5/10/22/49	31.6	34/73/5,252	H	23/45/3,003	23/45/3,003	23/43/2,664	29/57/3,430
Karaoglanidis Georgios	Prof.	28	45	2,472	70	6/17/33/77	44.8	70	2,472	10/26/48/119	37.4	41/82/5,329	L	23/38/1,557	23/38/1,557	23/37/1,486	28/53/2,523
Koundouras Stefanos	Prof.	28	50	2,437	75	6/17/33/77	44.5	75	2,437	11/27/51/122	54.2	31/57/4,947	H	24/46/1,822	24/46/1,822	23/45/1,692	29/54/3,352
Michailidis Anastasios	Prof.	28	57	2,195	163	6/17/33/77	21.7	163	2,195	15/35/59/142	23.8	31/70/3,027	H	22/38/1,202	22/38/1,202		
Doulgeraki Agapi	Asst.	27	43	3,169	69	10/22/42/93	43.9	69	3,169	9/19/34/82	49.2	29/48/3,806	H	23/38/2,396	23/38/2,396	23/38/2,215	25/43/2,709
Siomos Anastasios	Prof.	26	39	2,077	66	11/23/46/99	59.7	66	2,077	18/38/65/153	51.8	36/81/3,634	H	22/37/1,396	22/37/1,396	21/36/1,351	27/66/2,324
Karamanoli Aikaterini	Prof.	26	39	1,976	48	11/23/46/99	68.1	48	1,976	19/39/68/159	62.5	34/53/3,152	H	25/37/1,772	25/37/1,772	3/2/51	3/2/51
Michailidis Michail	Asst.	26	45	1,698	55	11/23/46/99	69.5	55	1,698	21/43/82/183	87.1	26/45/1,703	H	25/45/1,925	25/45/1,925	6/4/130	6/4/130
Vryzas Zisis	Assoc.	25	34	3,283	49	14/30/53/118	52.6	49	3,283	8/17/33/78	51.2	32/45/4,484	H	33/48/3,399	33/48/3,399	32/45/2,956	36/57/3,978
Maliogka Varvara	Prof.	25	52	2,425	114	14/30/53/118	39.9	114	2,425	12/28/52/123	40.3	31/68/3,123	H	21/39/1,656	21/39/1,656		
Giantsis Ioannis	Asst.	25	72	2,255	158	14/30/53/118	29.0	158	2,255	14/30/56/132	31.0	25/72/2,273	H	23/61/1,784	23/61/1,784	2/0/11	2/0/14
Charatsari Chrysanthi	Asst.	24	39	2,282	66	17/33/60/129	62.5	66	2,282	13/29/55/129	67.7	26/43/2,598	H	20/32/1,468	20/32/1,468	19/30/1,300	21/34/1,468
Koukounaras Athanasios	Prof.	24	49	2,178	82	17/33/60/129	57.4	82	2,178	16/36/61/144	58.3	28/61/3,076	H			19/36/1,446	24/47/2,042
Dordas Christos	Prof.	24	38	2,082	84	17/33/60/129	57.8	84	2,082	17/37/64/151	30.7	45/73/12,383	H	21/33/1,420	21/33/1,420	5/4/85	7/6/296
Kyriakoudi Anastasia	Asst.	22	32	1,722	57	20/38/70/148	80.6	57	1,722	20/41/78/177	93.5	22/33/1,734	H	20/30/1,310	20/30/1,310	20/31/1,181	20/31/1,181
Kotsopoulos Thomas	Prof.	22	29	1,484	60	20/38/70/148	82.7	60	1,484	22/45/92/203	93.2	23/33/1,919	H	19/28/1,132	19/28/1,132	17/27/1,053	19/31/1,402
Bournaris Thomas	Prof.	22	41	1,313	114	20/38/70/148	49.0	114	1,313	24/51/101/226	50.1	26/56/1,994	H	15/29/736	15/29/736	15/27/721	19/37/1,093
Partalidou Maria	Prof.	20	29	1,289	63	23/46/84/181	87.7	63	1,289	25/54/102/229	95.3	22/35/1,698	H	15/22/721	15/22/721	15/23/680	17/28/891
Anastasiou Evangelos	Asst.	19	24	1,414	53	24/50/88/199	97.7	53	1,414	23/47/94/209	110.0	19/25/1,424	H	13/15/820	13/15/820	14/14/724	14/14/728
Lagopodi Anastasia	Prof.	19	24	1,235	35	24/50/88/199	111.2	35	1,235	26/58/105/241	98.9	27/36/2,569	H	18/21/916	18/21/916	16/20/816	22/30/1,690
Matsi Theodora	Prof.	18	26	1,145	44	26/54/97/216	114.3	44	1,145	29/64/113/258	106.6	25/43/2,506	H	15/22/913	15/22/913	15/22/775	21/35/1,678
Nastis Stefanos	Prof.	18	25	1,068	58	26/54/97/216	101.8	58	1,068	30/67/116/268	105.9	22/32/1,480	H	15/20/643	15/20/643	14/20/590	15/25/835
Mavromatis Athanasios	Prof.	17	27	1,177	52	28/62/105/240	111.0	52	1,177	27/61/109/250	108.3	23/46/2,874	H	14/21/833	14/21/833		
Mamolos Andreas	Prof.	17	18	781	28	28/62/105/240	137.0	28	781	33/84/144/333	103.3	30/53/2,605	H	15/17/556	15/17/556	14/16/554	25/47/1,851
Bosis Ioannis	Prof.	16	26	16,578	59	30/70/112/258	2.9	59	16,578	1/1/1/4	2.8	45/80/21,762	H			0/0/0	0/0/0
Koudounas Konstantinos	Asst.	16	21	1,159	32	30/70/112/258	126.5	32	1,159	28/63/111/254	140.1	16/21/1,159	H	15/21/1,025	15/21/1,025	0/0/0	0/0/0
Gerasopoulos Dimitrios	Prof.	15	21	902	35	32/78/129/293	139.3	35	902	31/74/130/292	87.7	32/78/3,880	H	13/17/629	13/17/629	12/17/606	25/61/2,344
Georgiou Pantazis	Prof.	15	21	821	44	32/78/129/293	135.2	44	821	32/79/136/312	135.9	18/33/1,371	H	13/13/446	13/13/446		
Sergaki Panagiota	Prof.	13	15	696	54	34/93/158/353	139.2	54	696	34/91/159/363	142.4	14/19/821	H	10/10/369	10/10/369	11/11/347	12/13/421
Dotas Vasileios	Assoc.	13	16	583	43	34/93/158/353	156.4	43	583	36/102/168/392	146.5	18/25/1,340	H	0/0/0	0/0/0	12/14/396	16/20/797
Basdagianni Zoitsa	Assoc.	13	16	486	43	34/93/158/353	159.7	43	486	37/104/180/417	163.9	14/20/575	H	11/14/386	11/14/386	9/9/242	9/9/242
Apostolidis Apostolos	Prof.	13	18	442	28	34/93/158/353	174.7	28	442	38/109/185/433	142.6	23/42/1,987	H	19/27/2,206	19/27/2,206	10/11/293	20/33/1,219
Michailidis Georgios	Prof.	12	15	358	45	38/102/168/380	163.2	45	358	40/116/193/454	149.5	18/28/984	H	9/8/224	9/8/224	3/0/21	3/0/21
Bilias Fotios	Asst.	11	14	620	32	39/107/175/399	170.9	32	620	35/97/165/380	177.9	11/14/621	L			1/0/6	1/0/6
Karpouzos Dimitrios	Prof.	11	11	413	49	39/107/175/399	158.7	49	413	39/110/188/440	153.7	15/17/1,025	L	8/5/198	8/5/198	8/7/214	11/12/572
Fragkos Vasileios	Prof.	11	11	357	51	39/107/175/399	156.8	51	357	41/117/194/455	160.6	12/14/444	L			3/1/56	3/1/57
Platis Dimitrios	Asst.	6	5	205	11	42/128/215/509	217.6	11	205	42/126/214/502	221.2	7/5/226	H	3/3/81	3/3/81	2/0/13	3/0/16
Panagopoulos Ioannis	Asst.	6	4	182	27	42/128/215/509	206.1	27	182	43/128/218/509	200.9	11/14/672	M	29/75/2,931	29/75/2,931	1/0/1	3/2/104

Member	Grade	A: h	A: i10	A: cites	A: pubs	A: rank h d/u/a/all	A: comp.	B: P_i	B: C_i	B: rank C d/u/a/all	B: comp.	GS profile h/i10/cites	Conf.	OA 2012-25 h/i10/cites	OA life h/i10/cites	S2 2012-25 h/i10/cites	S2 life h/i10/cites
Vatzias Georgios	Assoc.	1	0	3	5	44/135/236/554	234.3	5	3	44/135/237/557	234.0	5/3/328	H	0/0/0	0/0/0	0/0/0	2/2/177

Department of Agricultural Development, Agrofood and Management of Natural Resources (NKUA) - AGRI - 12 matched of 25 TRS

Member	Grade	A: h	A: i10	A: cites	A: pubs	A: rank h d/u/a/all	A: comp.	B: P_i	B: C_i	B: rank C d/u/a/all	B: comp.	GS profile h/i10/cites	Conf.	OA 2012-25 h/i10/cites	OA life h/i10/cites	S2 2012-25 h/i10/cites	S2 life h/i10/cites
Antonia Terpou	Asst.	31	52	3,943	69	1/6/27/59	32.5	69	3,943	1/7/25/53	40.9	31/52/3,948	H			4/4/116	5/5/311
Dimitrios Ladakis	Asst.	28	42	2,665	59	2/8/33/77	46.9	59	2,665	2/9/44/107	60.6	28/42/2,667	H	24/35/2,065	24/35/2,065		
Maria Koukou	Assoc.	15	25	1,269	62	3/18/129/293	102.2	62	1,269	3/16/103/232	94.3	23/37/2,223	H	14/19/951	14/19/951		
Anna Vatsanidou	Asst.	10	10	1,039	22	4/22/190/434	160.9	22	1,039	4/19/119/271	164.8	10/11/1,098	H	8/8/678	8/8/678		
Stamatis Voliotis	Prof.	8	8	744	14	5/23/204/480	186.7	14	744	5/20/153/350	171.5	15/20/1,404	H				
Ioannis Doukas	Asst.	6	3	128	34	6/24/215/509	199.5	34	128	6/24/222/518	198.3	9/8/243	M				
Marios Tsakas	Asst.	3	2	46	12	7/26/228/540	225.6	12	46	7/26/229/544	223.6	7/7/220	H			0/0/0	1/0/2

Department of Agriculture, Crop Production and Rural Environment (UThessaly) - AGRI - 24 matched of 26 TRS

Member	Grade	A: h	A: i10	A: cites	A: pubs	A: rank h d/u/a/all	A: comp.	B: P_i	B: C_i	B: rank C d/u/a/all	B: comp.	GS profile h/i10/cites	Conf.	OA 2012-25 h/i10/cites	OA life h/i10/cites	S2 2012-25 h/i10/cites	S2 life h/i10/cites
Petropoulos Spyridon	Prof.	59	177	11,434	266	1/2/1/2	1.8	266	11,434	1/2/5/10	2.9	62/188/12,363	L	51/156/8,673	51/156/8,673	47/147/7,346	49/154/7,834
Antoniadis Vasileios	Prof.	46	86	7,542	134	2/3/5/9	7.9	134	7,542	2/3/8/17	9.9	50/103/8,960	H	42/79/6,270	42/79/6,270	38/72/5,391	42/84/6,318
Madesis Panagiotis	Assoc.	44	127	6,072	222	3/4/6/12	6.4	222	6,072	4/5/10/23	8.1	46/144/6,931	H	36/108/4,474	36/108/4,474	34/105/4,130	37/117/4,659
Katsoulas Nikolaos	Prof.	38	84	6,209	196	4/6/9/20	7.7	196	6,209	3/4/9/22	8.8	45/120/8,602	H	31/74/4,342	31/74/4,342	6/3/87	6/3/89
Papadopoulos Nikolaos	Prof.	33	93	3,680	225	5/9/24/48	9.1	225	3,680	5/8/26/59	7.3	50/166/7,728	H	17/27/1,006	17/27/1,006		
Karkanis Anestis	Prof.	33	61	3,663	91	5/9/24/48	29.6	91	3,663	6/9/27/61	31.4	38/77/4,942	H	29/52/2,386	29/52/2,386	27/53/2,270	31/68/3,216
Nakas Christos	Prof.	31	65	2,709	162	7/11/27/59	20.8	162	2,709	7/11/42/103	21.0	38/83/5,240	H	29/55/3,021	29/55/3,021	25/48/1,603	31/66/3,069
Vlontzos Georgios	Prof.	22	33	1,771	106	8/13/70/148	52.4	106	1,771	8/19/74/172	57.6	22/35/1,822	L	17/26/1,185	17/26/1,185	18/24/1,136	18/24/1,154
Pavli Ourania	Prof.	16	21	974	29	9/27/112/258	133.0	29	974	9/27/123/283	139.1	19/30/1,331	H	12/15/637	12/15/637	11/14/583	15/21/797
Giannoulis Kyriakos	Assoc.	16	22	807	89	9/27/112/258	80.2	89	807	10/36/139/316	85.5	16/23/851	H	13/18/583	13/18/583	2/2/153	2/2/153
Angelaki Anastasia	Asst.	14	15	641	18	11/37/147/324	169.3	18	641	11/41/163/374	178.9	14/18/689	H	12/13/462	12/13/462	18/25/1,025	18/25/1,036
Vellios Evangelos	Assoc.	9	9	274	11	12/57/198/462	206.3	11	274	12/59/199/477	195.6	14/14/434	H	9/9/218	9/9/218	1/1/110	2/2/198
Kyparissis Aris	Prof.	9	9	240	24	12/57/198/462	200.5	24	240	13/62/208/495	144.4	24/31/2,263	H	7/6/173	7/6/173	1/0/1	2/2/106
Petoumenou G. Despoina	Asst.	7	7	183	16	14/63/208/490	212.9	16	183	15/65/217/507	212.6	10/11/389	H	7/5/131	7/5/131	0/0/0	1/0/2
Maletsika Persefoni	Asst.	6	5	190	26	15/68/215/509	206.7	26	190	14/64/216/505	209.9	6/5/197	H	5/3/101	5/3/101	4/3/97	4/3/98

Department of Agriculture, Ichthyology and Aquatic Environment (UThessaly) - AGRI - 0 TRS at retrieval

This department lists no tenured faculty at retrieval (verified on the department and school pages).

Department of Animal Science (UThessaly) - AGRI - 13 matched of 13 TRS

Member	Grade	A: h	A: i10	A: cites	A: pubs	A: rank h d/u/a/all	A: comp.	B: P_i	B: C_i	B: rank C d/u/a/all	B: comp.	GS profile h/i10/cites	Conf.	OA 2012-25 h/i10/cites	OA life h/i10/cites	S2 2012-25 h/i10/cites	S2 life h/i10/cites
Vasileiou Natalia	Asst.	22	49	1,653	100	1/13/70/148	59.3	100	1,653	1/20/84/185	66.0	22/50/1,675	H	18/43/1,274	18/43/1,274	3/2/55	3/2/55
Foskolos Andreas	Assoc.	17	22	1,256	70	2/25/105/240	85.7	70	1,256	2/26/104/237	92.2	17/22/1,264	H	16/18/896	16/18/896	0/0/0	0/0/0
Dovolou Eleni	Assoc.	16	21	721	48	3/27/112/258	130.4	48	721	5/39/155/354	142.0	17/26/969	H	13/16/533	13/16/533	0/0/0	0/0/0
Malissiova Eleni	Assoc.	15	24	732	60	4/33/129/293	118.3	60	732	4/38/154/352	125.3	15/24/733	H	14/18/527	14/18/527	13/15/483	13/15/483
Giannoulis Themistoklis	Assoc.	13	17	513	55	5/41/158/353	141.3	55	513	7/48/177/411	144.5	14/19/543	H	11/12/360	11/12/360	0/0/0	0/0/0
Kantas Dimitrios	Prof.	12	15	813	45	6/43/168/380	146.4	45	813	3/35/137/314	143.7	15/18/973	H	12/16/745	12/16/745	14/19/781	14/21/898
Papachristoforou Alexandros	Asst.	11	12	567	25	7/45/175/399	179.7	25	567	6/44/171/397	173.4	15/17/862	H	10/11/408	10/11/408	10/11/358	14/15/520
Galamatis Dimitrios	Asst.	9	8	178	19	8/57/198/462	207.3	19	178	8/67/219/510	211.9	9/8/185	H	8/5/134	8/5/134	6/2/82	6/2/82
Papaioannou Angelos	Prof.	5	3	104	10	9/71/221/521	224.3	10	104	9/71/225/526	209.6	13/17/825	L	0/0/0	0/0/0	0/0/0	2/1/77
Plageras Panagiotis	Prof.	2	0	8	4	10/75/231/549	233.3	4	8	10/77/236/556	231.6	6/5/301	H	1/0/1	1/0/1	0/0/0	5/4/145

Department of Agrotechnology (UThessaly) - AGRI - 13 matched of 22 TRS

Member	Grade	A: h	A: i10	A: cites	A: pubs	A: rank h d/u/a/all	A: comp.	B: P_i	B: C_i	B: rank C d/u/a/all	B: comp.	GS profile h/i10/cites	Conf.	OA 2012-25 h/i10/cites	OA life h/i10/cites	S2 2012-25 h/i10/cites	S2 life h/i10/cites
Kavasidis Isaak	Assoc.	22	28	2,287	54	1/13/70/148	71.9	54	2,287	1/13/54/128	81.9	23/34/2,445	H	17/23/962	17/23/962	18/26/1,672	18/29/1,722
Liakos Vasileios	Asst.	22	27	2,093	82	1/13/70/148	60.7	82	2,093	2/15/63/149	66.2	23/28/2,133	H	7/6/184	7/6/184	2/2/41	3/3/108
Gravalos Ioannis	Prof.	15	18	951	43	3/33/129/293	132.8	43	951	4/28/126/287	133.5	18/27/1,325	H	12/15/654	12/15/654	12/15/657	15/23/922
Tsiropoulos Zisis	Asst.	14	16	1,633	55	4/37/147/324	108.3	55	1,633	3/21/86/189	107.4	17/23/1,963	H	12/15/1,074	12/15/1,074		
Papachatzis Alexandros	Prof.	7	4	220	62	5/63/208/490	139.8	62	220	5/63/211/498	128.9	16/18/728	H	2/1/72	2/1/72	4/2/107	11/11/347
Vyrlas Panagiotis	Prof.	5	4	106	13	6/71/221/521	221.3	13	106	6/70/224/525	209.9	12/14/458	H	3/1/38	3/1/38	4/2/51	6/3/104
Iliopoulos Panagiotis	Prof.	2	2	46	4	7/75/231/549	231.0	4	46	7/75/229/544	212.4	13/14/1,087	M	5/4/129	5/4/129	8/6/184	13/17/837

Department of Agriculture (UPatras) - AGRI - 14 matched of 14 TRS

Member	Grade	A: h	A: i10	A: cites	A: pubs	A: rank h d/u/a/all	A: comp.	B: P_i	B: C_i	B: rank C d/u/a/all	B: comp.	GS profile h/i10/cites	Conf.	OA 2012-25 h/i10/cites	OA life h/i10/cites	S2 2012-25 h/i10/cites	S2 life h/i10/cites
Kanatas Panagiotis	Asst.	23	52	1,845	96	1/10/66/140	56.9	96	1,845	2/10/70/166	60.3	25/55/1,999	H	19/39/1,273	19/39/1,273	0/0/0	0/0/0
Bekiari Vlasoula	Assoc.	20	37	1,548	63	2/13/84/181	84.2	63	1,548	4/14/89/197	64.6	33/79/4,060	H	18/29/1,237	18/29/1,237		
Barouchas Pantelis	Prof.	19	26	2,071	67	3/14/88/199	75.3	67	2,071	1/8/66/154	79.7	22/35/2,668	H	16/20/1,426	16/20/1,426	14/19/1,141	17/27/1,510
Tsesmelis Dimitrios E.	Asst.	19	27	969	53	3/14/88/199	106.7	53	969	5/19/124/285	121.5	19/28/1,269	H	0/0/0	0/0/0	1/1/15	1/1/15
Kavga Angeliki	Prof.	16	18	907	41	5/18/112/258	128.5	41	907	6/20/129/291	134.2	19/22/1,050	H	14/15/695	14/15/695	13/17/633	15/21/708
Papadaki Maria	Prof.	16	20	787	35	5/18/112/258	135.9	35	787	7/23/142/326	125.0	24/34/1,953	M	26/54/2,419	26/54/2,419	2/1/22	2/1/24
Salachas Georgios	Prof.	14	16	1,819	30	7/22/147/324	113.5	30	1,819	3/11/71/168	107.5	21/29/2,375	L	5/3/84	5/3/84	5/5/130	7/7/237
Karavidas Ioannis	Asst.	13	15	581	57	8/27/158/353	134.2	57	581	9/29/169/394	139.6	13/15/597	H	12/14/451	12/14/451	2/2/57	2/2/57
Giannakopoulos Evangelos	Assoc.	10	10	646	27	9/32/190/434	178.6	27	646	8/28/161/372	168.0	15/18/1,016	H	8/7/480	8/7/480	9/8/430	13/16/714
Karanastasi Eirini	Assoc.	8	5	124	16	10/33/204/480	213.4	16	124	11/34/223/519	208.0	12/16/555	H	7/2/99	7/2/99	7/2/85	10/10/388
Kalorizou Eleni	Asst.	3	3	172	20	11/36/228/540	216.5	20	172	10/33/220/511	211.1	9/9/401	H	0/0/0	0/0/0	3/1/79	7/6/204

Department of Biosystems and Agricultural Engineering (UPatras) - AGRI - 0 TRS at retrieval

This department lists no tenured faculty at retrieval (verified on the department and school pages).

Department of Animal Production, Fisheries and Aquaculture (UPatras) - AGRI - 0 TRS at retrieval

This department lists no tenured faculty at retrieval (verified on the department and school pages).

Department of Crop Science (UPatras) - AGRI - 0 TRS at retrieval

This department lists no tenured faculty at retrieval (verified on the department and school pages).

Department of Agricultural Technology (UoI) - AGRI - 12 matched of 14 TRS

Member	Grade	A: h	A: i10	A: cites	A: pubs	A: rank h d/u/a/all	A: comp.	B: P_i	B: C_i	B: rank C d/u/a/all	B: comp.	GS profile h/i10/cites	Conf.	OA 2012-25 h/i10/cites	OA life h/i10/cites	S2 2012-25 h/i10/cites	S2 life h/i10/cites
Anastopoulos Ioannis	Asst.	53	113	13,009	148	1/1/3/4	3.4	148	13,009	1/1/2/7	4.1	53/114/13,027	H	52/108/11,570	52/108/11,570	12/15/1,951	12/15/1,953
Skoufos Giannis	Prof.	29	73	3,085	127	2/2/31/72	27.7	127	3,085	2/5/35/84	29.1	35/104/4,452	H	25/53/2,214	25/53/2,214	4/3/65	6/4/101
Tzora Athina	Prof.	28	66	2,856	117	3/4/33/77	30.5	117	2,856	3/6/38/95	33.1	33/93/3,972	H	23/53/2,190	23/53/2,190	23/51/1,958	27/73/2,728
Patakioutas Georgios	Prof.	10	12	391	45	4/12/190/434	168.8	45	391	4/12/190/443	163.4	14/19/858	H	7/5/220	7/5/220	5/3/99	5/3/101
Varras Grigorios	Prof.	6	3	168	11	5/14/215/509	219.9	11	168	6/15/221/512	222.3	7/4/196	H	1/0/1	1/0/1	4/1/85	4/1/97
Stournaras Vasileios	Asst.	5	3	263	12	6/15/221/521	213.6	12	263	5/14/201/480	215.1	6/4/351	H	4/2/116	4/2/116	4/2/125	5/3/186
Beza Paraskevi	Asst.	5	3	95	17	6/15/221/521	219.5	17	95	7/16/226/528	221.1	6/5/121	H	2/1/30	2/1/30	5/5/472	5/5/472

Department of Agricultural Development (DUTH) - AGRI - 15 matched of 15 TRS

Member	Grade	A: h	A: i10	A: cites	A: pubs	A: rank h d/u/a/all	A: comp.	B: P_i	B: C_i	B: rank C d/u/a/all	B: comp.	GS profile h/i10/cites	Conf.	OA 2012-25 h/i10/cites	OA life h/i10/cites	S2 2012-25 h/i10/cites	S2 life h/i10/cites
Damalas Christos	Prof.	54	125	10,556	159	1/1/2/3	4.0	159	10,556	2/2/6/11	2.4	64/149/18,535	H	49/115/7,855	49/115/7,855	48/118/7,351	55/139/12,119
Plessas Stavros	Prof.	31	53	3,027	76	2/4/27/59	36.1	76	3,027	3/7/36/87	33.5	41/79/5,072	H	28/50/2,372	28/50/2,372	25/50/2,086	36/85/4,002
Alexopoulos Athanasios	Prof.	28	45	2,661	61	3/5/33/77	47.0	61	2,661	4/10/45/108	45.6	37/71/4,657	L	24/40/1,856	24/40/1,856	3/1/24	3/2/78
Zafeiriou Eleni	Prof.	22	44	2,451	80	4/10/70/148	56.8	80	2,451	5/11/50/121	59.2	25/48/2,664	H	24/37/2,013	24/37/2,013	22/32/1,667	23/36/1,800
L. Pappas Maria	Prof.	20	26	1,734	71	5/13/84/181	72.2	71	1,734	6/14/77/176	71.7	25/38/2,394	H	17/25/1,330	17/25/1,330	17/24/1,212	21/37/1,718
Chatzissavvidis Christos	Prof.	19	29	1,396	48	6/15/88/199	102.4	48	1,396	8/21/97/214	97.0	26/45/2,164	H	15/19/982	15/19/982	15/20/888	19/33/1,308
Kimbaris Athanassios	Prof.	18	20	1,415	23	7/17/97/216	115.0	23	1,415	7/19/93/208	93.3	29/40/3,140	H	1/1/22	1/1/22	15/19/875	24/38/2,059

Member	Grade	A: h	A: i10	A: cites	A: pubs	A: rank h d/u/a/all	A: comp.	B: P_i	B: C_i	B: rank C d/u/a/all	B: comp.	GS profile h/i10/cites	Conf.	OA 2012-25 h/i10/cites	OA life h/i10/cites	S2 2012-25 h/i10/cites	S2 life h/i10/cites
Karelakis Christos	Prof.	16	23	1,172	72	8/19/112/258	85.8	72	1,172	9/24/110/253	90.7	17/26/1,373	H	12/15/685	12/15/685	11/15/606	13/17/729
Zamioudis Christos	Asst.	15	15	11,711	19	9/21/129/293	8.7	19	11,711	1/1/3/8	8.7	15/15/11,713	H	13/13/5,432	13/13/5,432	0/0/0	0/0/0
Galanopoulos Konstantinos	Prof.	10	10	858	29	10/32/190/434	164.7	29	858	10/26/134/305	153.2	16/17/1,466	H	7/7/489	7/7/489	1/0/1	1/0/1
Antonopoulou Chrysovalantou	Asst.	10	10	290	20	10/32/190/434	196.9	20	290	11/39/198/472	189.6	14/18/762	H	8/6/163	8/6/163		
Raptou Elena	Assoc.	7	6	238	18	12/41/208/490	208.7	18	238	12/40/209/496	211.9	8/7/267	H	7/6/162	7/6/162	6/5/157	7/6/200
Sinapidou Evangelia	Prof.	7	6	214	14	12/41/208/490	211.9	14	214	13/41/212/499	213.0	9/9/794	L	7/5/149	7/5/149	7/5/143	8/8/628

Department of Agriculture (IHU) - AGRI - 31 matched of 33 TRS

Member	Grade	A: h	A: i10	A: cites	A: pubs	A: rank h d/u/a/all	A: comp.	B: P_i	B: C_i	B: rank C d/u/a/all	B: comp.	GS profile h/i10/cites	Conf.	OA 2012-25 h/i10/cites	OA life h/i10/cites	S2 2012-25 h/i10/cites	S2 life h/i10/cites
Bampidis Vasileios	Prof.	43	152	11,516	835	1/1/7/14	2.2	835	11,516	1/1/4/9	2.2	47/172/13,150	H	34/135/10,687	34/135/10,687	3/1/55	4/1/60
Rumbos Christos	Asst.	34	82	3,373	146	2/2/21/44	22.3	146	3,373	2/2/32/74	26.4	35/87/3,587	H	26/62/2,365	26/62/2,365	27/64/2,281	27/65/2,294
Manolopoulos Ioannis	Prof.	28	64	2,730	156	3/4/33/77	25.6	156	2,730	3/4/41/101	2.8	64/242/19,481	M	5/1/48	5/1/48	5/1/40	5/1/60
Kontogeorgos Achilleas	Prof.	19	36	1,360	101	4/6/88/199	63.5	101	1,360	5/7/98/219	67.7	21/40/1,661	H	14/21/787	14/21/787	14/22/712	16/24/807
Giannakoula Anastasia	Prof.	17	24	1,709	46	5/9/105/240	102.7	46	1,709	4/6/81/181	94.1	25/37/3,224	H			4/1/45	4/1/45
Ninou Elissavet	Asst.	16	21	796	35	6/11/112/258	135.6	35	796	6/11/141/322	142.0	19/25/1,051	H	14/15/563	14/15/563	15/16/512	16/19/699
Notta Ourania	Prof.	15	17	713	39	7/12/129/293	146.7	39	713	7/12/157/356	141.7	21/27/1,186	H			8/7/189	14/16/445
Siachos Nektarios	Asst.	13	17	527	53	8/14/158/353	144.9	53	527	9/15/176/410	151.2	13/17/528	H	10/10/311	10/10/311		
Stefanou Stefanos	Assoc.	12	17	482	58	9/15/168/380	136.3	58	482	10/17/181/420	140.8	11/14/484	H	9/9/246	9/9/246	10/12/302	11/14/406
Theocharis Serafeim	Asst.	12	14	379	26	9/15/168/380	183.0	26	379	11/19/192/446	191.0	12/14/381	H	11/11/264	11/11/264	10/10/237	10/10/239
Koutsou Stavriani	Prof.	11	12	532	44	11/17/175/399	162.0	44	532	8/14/175/407	156.8	15/17/840	H	7/6/235	7/6/235	8/7/255	10/11/392
Kountios Georgios	Asst.	9	9	315	44	12/19/198/462	174.2	44	315	12/20/197/466	177.4	9/9/318	H	7/5/158	7/5/158	7/6/151	7/6/151
Mitsopoulos Ioannis	Prof.	9	9	247	35	12/19/198/462	187.5	35	247	15/24/206/489	187.8	11/12/520	H	5/3/114	5/3/114	1/0/7	1/0/7
Tsiouni Maria	Asst.	8	8	257	56	14/22/204/480	152.8	56	257	13/22/203/483	155.3	8/8/258	H	6/2/136	6/2/136	5/2/116	5/2/116
Konstantinou Maria	Prof.	7	4	252	24	15/23/208/490	202.9	24	252	14/23/205/487	205.9	8/8/383	H	5/4/208	5/4/208	3/2/54	3/2/59
Kyritsi Stavroula	Asst.	6	1	81	14	16/25/215/509	219.5	14	81	17/26/228/534	223.2	6/1/81	H	4/0/25	4/0/25	4/1/43	9/6/244
Kousenidis Konstantinos	Assoc.	4	3	83	5	17/26/225/530	227.3	5	83	16/25/227/532	231.3	4/3/84	H	3/0/22	3/0/22	4/1/44	4/1/45
Tzikas Zissis	Asst.	3	1	25	5	18/27/228/540	230.0	5	25	19/28/232/548	226.5	8/7/539	L	0/0/0	0/0/0	1/0/2	1/0/2
Founta Anastasia	Prof.	2	2	43	4	19/28/231/549	231.7	4	43	18/27/231/546	230.0	6/5/351	L	3/2/42	3/2/42	3/1/34	6/5/249

Department of Agricultural Biotechnology and Oenology (IHU) - AGRI - 0 TRS at retrieval

This department lists no tenured faculty at retrieval (verified on the department and school pages).

Department of Agriculture (UoP) - AGRI - 0 TRS at retrieval

This department lists no tenured faculty at retrieval (verified on the department and school pages).

Department of Agriculture (UoWM) - AGRI - 13 matched of 16 TRS

Member	Grade	A: h	A: i10	A: cites	A: pubs	A: rank h d/u/a/all	A: comp.	B: P_i	B: C_i	B: rank C d/u/a/all	B: comp.	GS profile h/i10/cites	Conf.	OA 2012-25 h/i10/cites	OA life h/i10/cites	S2 2012-25 h/i10/cites	S2 life h/i10/cites
Karagiannis Evangelos	Assoc.	27	36	1,714	39	1/1/42/93	70.4	39	1,714	2/2/80/180	89.5	27/36/1,716	H	26/36/1,579	26/36/1,579	0/0/0	0/0/0
Bantis Filippos	Asst.	18	30	2,014	56	2/2/97/216	85.6	56	2,014	1/1/67/156	92.7	18/30/2,019	H	15/23/1,511	15/23/1,511	3/1/304	3/1/304
Papathanasiou Fokion	Prof.	14	18	603	49	3/3/147/324	145.2	49	603	5/5/167/386	146.5	16/22/775	H	10/10/299	10/10/299	11/11/362	15/15/474
Tsakiris Ioannis	Assoc.	11	11	752	28	4/4/175/399	169.2	28	752	3/3/152/347	163.6	15/18/978	H	10/10/483	10/10/483	11/11/480	35/76/5,358
Leonidas Sotirios Kyrgiakos	Asst.	11	12	617	48	4/4/175/399	154.9	48	617	4/4/166/383	160.6	11/12/621	H				
Zaralis Konstantinos	Prof.	11	13	494	53	4/4/175/399	150.0	53	494	6/6/179/416	151.9	14/18/662	H	9/8/319	9/8/319	8/7/253	9/9/334
Koutouzidou Georgia	Asst.	10	10	256	40	7/7/190/434	180.5	40	256	8/8/204/484	185.4	10/10/259	H	7/6/151	7/6/151	7/5/148	7/5/150
Papapanagiotou Aristeidis	Assoc.	9	8	230	23	8/8/198/462	202.2	23	230	9/9/210/497	206.5	9/9/491	H	6/2/91	6/2/91	0/0/0	0/0/0
Ampas Vasileios	Assoc.	4	4	265	8	9/9/225/530	216.9	8	265	7/7/200/479	216.0	7/7/318	H			2/1/13	2/2/33

Department of Crop Science (AUA) - AGRI - 45 matched of 50 TRS

Member	Grade	A: h	A: i10	A: cites	A: pub	A: rank h d/u/a/all	A: com	B: P_i	B: C_i	B: rank C d/u/a/all	B: com	GS profile h/i10/cites	Conf.	OA 2012-25 h/i10/cites	OA life h/i10/cites	S2 2012-25 h/i10/cites	S2 life h/i10/cites

					s		p.				p.						
Zervakis Georgios	Prof.	38	67	3,951	114	1/5/9/20	15.8	114	3,951	3/13/24/51	13.5	52/125/8,175	H	19/28/1,367	19/28/1,367	37/90/4,005	47/128/6,362
Savvas Dimitrios	Prof.	37	102	5,466	189	2/6/11/22	9.7	189	5,466	1/6/13/27	6.4	55/162/10,321	H	33/85/3,686	33/85/3,686	1/1/35	1/1/35
Travlos Ilias	Prof.	35	100	4,341	179	3/12/18/36	13.7	179	4,341	2/11/19/44	14.8	39/120/5,176	H	29/82/2,880	29/82/2,880	1/0/1	1/0/1
Karnaouri Anthi	Asst.	26	39	2,180	56	4/21/46/99	62.2	56	2,180	6/29/60/143	76.0	26/41/2,234	H	24/37/1,881	24/37/1,881	23/35/1,492	24/37/1,537
Saitanis Konstantinos	Prof.	25	42	2,254	61	5/26/53/118	62.8	61	2,254	5/28/57/133	58.1	34/66/3,437	H	24/39/1,919	24/39/1,919	22/35/1,631	28/55/2,414
Tani Eleni	Asst.	25	31	1,769	63	5/26/53/118	67.1	63	1,769	7/34/75/173	71.9	28/38/2,225	H	22/29/1,414	22/29/1,414	0/0/0	0/0/0
Aliferis Konstantinos	Asst.	22	31	2,461	55	7/34/70/148	68.3	55	2,461	4/25/49/120	67.6	27/40/3,290	M	20/33/2,023	20/33/2,023	18/26/1,515	42/87/10,141
Perdikis Dionysios	Prof.	22	39	1,411	106	7/34/70/148	55.3	106	1,411	10/46/95/211	41.6	37/88/4,109	L	17/23/1,604	17/23/1,604	3/1/29	3/1/29
Papadakis Ioannis	Assoc.	21	39	1,673	70	9/37/81/169	74.5	70	1,673	8/36/83/184	65.1	28/53/3,716	H	15/27/810	15/27/810	9/9/191	9/9/232
Malandrakis Anastasios	Asst.	20	23	1,353	43	10/41/84/181	103.8	43	1,353	11/49/99/222	91.3	28/33/2,479	H	18/22/1,047	18/22/1,047	0/0/0	1/1/41
Papafotiou Maria	Prof.	19	36	1,013	128	11/44/88/199	43.1	128	1,013	14/57/121/278	44.5	22/55/1,948	H				
Papasotiropoulos Vasileios	Prof.	19	24	787	41	11/44/88/199	119.7	41	787	19/66/142/326	125.5	23/34/1,657	H	14/17/426	14/17/426		
Bouranis Dimitrios	Prof.	18	26	984	53	13/50/97/216	110.3	53	984	15/58/122/281	91.6	28/55/2,640	L	16/21/782	16/21/782	3/3/141	7/5/213
Liakopoulos Georgios	Prof.	17	28	1,586	54	14/54/105/240	100.6	54	1,586	9/39/88/193	92.3	25/47/2,779	H	4/2/53	4/2/53	2/1/31	2/1/31
Tsitsigiannis Dimitrios	Prof.	17	21	926	47	14/54/105/240	120.9	47	926	17/60/127/289	100.0	27/37/4,043	L	16/20/688	16/20/688	14/17/600	23/31/2,963
Voloudakis Andreas	Assoc.	16	22	1,116	37	16/56/112/258	125.9	37	1,116	13/55/115/264	124.6	22/33/1,795	H	17/21/996	17/21/996	15/17/806	19/25/1,231
Denaxa Nikoleta-Kleio	Asst.	16	20	869	31	16/56/112/258	136.0	31	869	18/64/133/302	140.2	20/24/1,420	H	15/18/576	15/18/576	13/15/524	15/19/872
Paraskevopoulou Angeliki	Prof.	16	21	756	56	16/56/112/258	118.3	56	756	22/72/151/346	127.8	17/23/851	H			29/69/2,533	36/98/4,126
Dimou Maria	Asst.	15	17	958	28	19/63/129/293	141.6	28	958	16/59/125/286	138.3	20/27/1,405	M	7/6/170	7/6/170	5/5/212	6/6/238
Karapanos Ioannis	Assoc.	15	22	772	40	19/63/129/293	142.2	40	772	20/67/145/336	127.4	23/42/1,890	H	14/16/664	14/16/664	15/20/786	21/35/1,442
Bresta Panagiota	Lect.	14	19	1,352	22	21/71/147/324	137.8	22	1,352	12/50/100/223	140.8	15/20/1,388	H	13/17/1,113	13/17/1,113	0/0/0	0/0/0
Biniari Aikaterini	Prof.	14	16	504	56	21/71/147/324	135.0	56	504	24/84/178/412	137.9	15/18/613	H	2/1/103	2/1/103	12/14/423	12/14/428
Tsagkarakis Antonios	Assoc.	13	19	456	65	23/78/158/353	121.9	65	456	26/87/183/425	121.9	15/23/612	H	9/7/303	9/7/303	9/8/237	9/9/283
Chorianopoulou Styliani	Asst.	12	14	393	37	24/82/168/380	171.9	37	393	27/90/189/442	161.8	17/23/845	H	10/10/271	10/10/271		
Bertsouklis Konstantinos	Asst.	12	13	383	68	24/82/168/380	118.7	68	383	28/91/191/444	122.0	12/16/459	H	0/0/0	0/0/0		
Tzima Aliki	Asst.	11	12	645	26	26/84/175/399	175.2	26	645	23/77/162/373	177.8	13/18/1,022	H	9/9/527	9/9/527	8/7/392	14/17/877
Stavrakaki Maritina	Asst.	11	11	344	39	26/84/175/399	174.7	39	344	29/92/195/457	182.0	11/11/350	H	8/6/178	8/6/178	14/19/902	15/20/954
Pantazopoulou Chrysoula	Asst.	10	11	763	20	28/91/190/434	177.0	20	763	21/69/148/340	181.7	10/11/763	H	10/10/642	10/10/642	0/0/0	1/0/2
Georgakopoulos Dimitrios	Prof.	10	10	463	19	28/91/190/434	192.2	19	463	25/86/182/424	172.5	17/26/1,967	H	0/0/0	0/0/0	36/85/9,882	46/119/14,803
Gkoltsiou Aikaterini	Asst.	7	6	325	18	30/94/208/490	204.2	18	325	30/93/196/464	205.1	9/8/360	H	6/6/218	6/6/218	6/6/209	7/6/221

Department of Natural Resources Development & Agricultural Engineering (AUA) - AGRI - 17 matched of 22 TRS

Member	Grade	A: h	A: i10	A: cites	A: pubs	A: rank h d/u/a/all	A: comp.	B: P_i	B: C_i	B: rank C d/u/a/all	B: comp.	GS profile h/i10/cites	Conf.	OA 2012-25 h/i10/cites	OA life h/i10/cites	S2 2012-25 h/i10/cites	S2 life h/i10/cites
Spyros Fountas	Prof.	47	121	9,979	232	1/3/4/7	4.1	232	9,979	1/4/7/14	4.1	56/166/14,367	H	36/84/4,897	36/84/4,897	1/1/26	1/1/26
Thomas Bartzanas	Prof.	37	67	5,970	172	2/6/11/22	10.9	172	5,970	2/5/12/25	11.8	46/103/8,837	H	34/54/4,084	34/54/4,084		
Konstantinos G. Arvanitis	Prof.	37	66	4,650	109	2/6/11/22	17.0	109	4,650	4/8/18/38	21.7	44/103/6,673	H				
Chrysanthos Maraveas	Assoc.	36	69	4,840	116	4/10/15/31	18.1	116	4,840	3/7/17/35	23.4	36/70/4,861	H	34/55/3,629	34/55/3,629		
Ioannis Papanikolaou	Prof.	27	43	1,761	113	5/19/42/93	42.7	113	1,761	7/35/76/174	44.8	32/60/2,883	H	25/46/1,667	25/46/1,667		
Konstantinos Soulis	Asst.	26	38	2,783	71	6/21/46/99	47.3	71	2,783	5/21/40/99	53.2	27/46/3,178	H	24/32/2,056	24/32/2,056	0/0/0	2/1/13
Emmanouil Psomiadis	Asst.	23	32	1,772	58	7/30/66/140	76.2	58	1,772	6/33/73/171	85.5	24/36/1,869	H	21/30/1,284	21/30/1,284	5/4/117	5/4/120
Kyriaki Sotirakoglou	Prof.	21	39	1,151	69	8/37/81/169	82.4	69	1,151	11/54/112/256	77.3	27/59/2,111	H			0/0/0	0/0/0
Ioannis Baziotis	Assoc.	19	36	1,548	121	9/44/88/199	45.4	121	1,548	8/41/89/197	47.6	20/46/1,826	H				
Dimitris Manolakos	Prof.	18	23	1,206	64	10/50/97/216	92.6	64	1,206	9/52/106/244	81.5	27/41/3,189	H	15/18/770	15/18/770		
Georgios Xanthopoulos	Prof.	15	20	888	56	11/63/129/293	119.1	56	888	12/61/131/297	116.7	20/26/1,401	H				
Nikolaos Malamos	Assoc.	15	22	716	49	11/63/129/293	136.1	49	716	14/73/156/355	136.9	18/27/873	H	16/26/772	16/26/772		
Orestis Kairis	Asst.	14	15	1,204	33	13/71/147/324	136.6	33	1,204	10/53/107/245	142.8	14/16/1,234	H				
Panagiotis D. Oikonomou	Asst.	14	15	640	63	13/71/147/324	118.1	63	640	15/78/164/375	122.7	14/15/646	H				
Maria Psychogiou	Assoc.	11	14	764	26	15/84/175/399	169.0	26	764	13/68/147/339	173.4	12/15/808	H	9/9/282	9/9/282		
Leonidas Mindrinos	Asst.	11	11	262	50	15/84/175/399	160.2	50	262	16/94/202/481	166.3	11/12/282	H	6/4/129	6/4/129		

Member	Grade	A: h	A: i10	A: cites	A: pubs	A: rank h d/u/a/all	A: comp.	B: P_i	B: C_i	B: rank C d/u/a/all	B: comp.	GS profile h/i10/cites	Conf.	OA 2012-25 h/i10/cites	OA life h/i10/cites	S2 2012-25 h/i10/cites	S2 life h/i10/cites
Georgios Tsapogas	Prof.	2	0	17	12	17/99/231/549	227.9	12	17	17/99/233/551	226.2	6/1/58	H	2/0/7	2/0/7		

Department of Animal Science (AUA) - AGRI - 27 matched of 32 TRS

Member	Grade	A: h	A: i10	A: cites	A: pubs	A: rank h d/u/a/all	A: comp.	B: P_i	B: C_i	B: rank C d/u/a/all	B: comp.	GS profile h/i10/cites	Conf.	OA 2012-25 h/i10/cites	OA life h/i10/cites	S2 2012-25 h/i10/cites	S2 life h/i10/cites
Charoutounian Serko	Prof.	36	68	3,977	101	1/10/15/31	22.1	101	3,977	1/12/23/50	25.2	43/113/7,214	H				
Tsiplakou Eleni	Prof.	35	81	3,514	159	2/12/18/36	18.0	159	3,514	2/15/29/66	20.9	37/92/4,540	H	28/74/2,463	28/74/2,463	28/69/2,316	32/80/3,029
Simitzis Panagiotis	Assoc.	29	57	2,904	106	3/16/31/72	33.8	106	2,904	3/17/37/90	39.0	32/67/3,710	H	23/43/1,885	23/43/1,885	25/49/1,959	27/57/2,449
Gelasakis Athanasios	Assoc.	26	61	2,827	122	4/21/46/99	32.3	122	2,827	4/19/39/96	35.0	27/65/2,954	H	20/45/2,041	20/45/2,041	8/6/196	8/6/196
Pappas Athanasios	Assoc.	26	45	1,850	69	4/21/46/99	58.4	69	1,850	7/31/69/165	54.3	34/66/3,780	H	12/15/615	12/15/615	6/6/166	7/7/236
Zoidis Evangelos	Assoc.	24	41	2,627	57	6/28/60/129	61.8	57	2,627	5/22/46/109	57.4	32/54/3,773	H	21/34/1,876	21/34/1,876	0/0/0	0/0/0
Mountzouris Konstantinos	Prof.	24	42	2,492	68	6/28/60/129	57.7	68	2,492	6/24/47/117	46.3	36/67/7,388	H	23/40/1,942	23/40/1,942	23/40/1,784	32/61/5,034
Mavrommatis Alexandros	Asst.	23	38	1,517	68	8/30/66/140	74.6	68	1,517	10/43/91/200	85.0	23/38/1,525	H	22/37/1,184	22/37/1,184	2/0/10	2/0/10
Kalogirou Stefanos	Assoc.	22	33	1,650	86	9/34/70/148	65.1	86	1,650	9/37/85/186	68.2	25/44/2,184	H	16/21/974	16/21/974	58/122/13,736	88/233/36,312
Papadomichelakis Georgios	Prof.	16	25	883	51	10/56/112/258	121.1	51	883	12/63/132/299	127.8	18/35/1,311	H	12/16/579	12/16/579	13/18/611	15/27/935
Dimitroglou Arkadios	Asst.	15	17	1,802	36	11/63/129/293	108.0	36	1,802	8/32/72/169	99.2	23/31/6,119	H	13/14/1,274	13/14/1,274	0/0/0	0/0/0
Charismiadou Maria	Asst.	15	18	1,026	31	11/63/129/293	138.2	31	1,026	11/56/120/275	139.0	18/24/1,402	H	13/16/710	13/16/710	13/13/694	17/19/954
Politis Ioannis	Prof.	15	27	757	58	11/63/129/293	120.3	58	757	13/70/150/344	53.9	39/98/5,246	H	2/2/26	2/2/26	7/5/121	7/5/121
Theodorou Georgios	Assoc.	14	22	550	50	14/71/147/324	145.3	50	550	15/82/173/400	146.6	16/27/760	H	0/0/0	0/0/0	4/3/86	4/3/86
Paraskevas Vasileios	Asst.	13	16	572	27	15/78/158/353	171.1	27	572	14/81/170/396	176.0	14/18/928	H	12/15/442	12/15/442	1/1/12	2/2/199
Poulopoulou Ioanna	Asst.	13	14	415	41	15/78/158/353	163.5	41	415	18/89/187/439	168.0	14/15/431	H	10/11/267	10/11/267	10/10/245	10/10/246
Malandrakis Emmanouil	Asst.	11	13	536	24	17/84/175/399	181.1	24	536	16/83/174/405	186.2	12/14/583	H	10/10/436	10/10/436	0/0/0	0/0/0
Koutsouli Panagiota	Assoc.	11	14	439	32	17/84/175/399	177.8	32	439	17/88/186/434	185.4	11/14/453	H	10/11/324	10/11/324	10/10/299	10/10/299
Balaskas Christos	Assoc.	4	4	209	7	19/97/225/530	222.1	7	209	19/97/213/500	206.5	13/16/777	H	4/4/151	4/4/151	1/0/3	3/2/50

Department of Agriculture (HMU) - AGRI - 21 matched of 24 TRS

Member	Grade	A: h	A: i10	A: cites	A: pubs	A: rank h d/u/a/all	A: comp.	B: P_i	B: C_i	B: rank C d/u/a/all	B: comp.	GS profile h/i10/cites	Conf.	OA 2012-25 h/i10/cites	OA life h/i10/cites	S2 2012-25 h/i10/cites	S2 life h/i10/cites
Fanourakis Dimitrios	Asst.	40	75	4,199	90	1/1/8/17	15.4	90	4,199	2/2/21/48	27.3	40/82/4,488	H	37/71/3,348	37/71/3,348	34/72/3,141	35/79/3,574
Daliakopoulos Ioannis	Asst.	28	53	4,868	113	2/2/33/77	23.8	113	4,868	1/1/16/34	25.3	33/59/7,240	H	27/46/3,839	27/46/3,839	25/47/3,284	30/53/5,026
Roditakis Emmanouil	Prof.	27	38	3,619	71	3/3/42/93	39.4	71	3,619	3/3/28/62	39.9	33/52/5,243	H	23/34/2,611	23/34/2,611	23/33/2,450	28/42/3,498
Tzanakakis Vasileios	Asst.	23	38	2,099	62	4/4/66/140	69.5	62	2,099	4/4/62/148	70.2	27/45/2,436	H	20/33/1,629	20/33/1,629	17/26/1,152	19/29/1,294
Kokkinou Eleni	Prof.	18	28	1,139	88	5/5/97/216	75.2	88	1,139	6/6/114/261	74.1	24/42/1,885	H	2/1/32	2/1/32	2/2/40	8/6/229
Paschalidis Konstantinos	Prof.	16	20	1,044	41	6/6/112/258	124.3	41	1,044	7/7/117/269	109.5	25/36/3,419	H	16/16/860	16/16/860	3/2/35	4/2/39
Paschalidis Kostantinos	Prof.	16	20	1,044	41	6/6/112/258	124.3	41	1,044	7/7/117/269	109.5	25/36/3,419	H			2/1/15	3/1/19
Markakis Emmanouil	Assoc.	16	30	857	50	6/6/112/258	122.9	50	857	10/10/135/307	129.8	18/36/1,243	H			32/77/3,602	41/106/7,299
Ververidis Filippos	Prof.	15	16	1,189	32	9/9/129/293	131.6	32	1,189	5/5/108/248	127.6	21/28/3,281	H	13/16/956	13/16/956		
Trantas Emmanouil	Assoc.	15	18	912	34	9/9/129/293	139.9	34	912	9/9/128/290	140.7	18/22/2,209	H	12/16/625	12/16/625	14/17/675	16/21/1,569
Tampakaki Anastasia	Prof.	15	19	772	32	9/9/129/293	146.9	32	772	11/11/145/336	131.1	23/31/2,758	H	14/16/574	14/16/574	15/16/531	19/29/2,083
Kampourakis Emmanouil	Assoc.	14	18	695	30	12/12/147/324	161.2	30	695	12/12/160/364	162.8	16/24/896	H	6/5/142	6/5/142	5/5/123	5/5/123
Goumenaki Eleni	Prof.	8	6	195	17	13/13/204/480	210.2	17	195	14/14/215/503	208.4	11/12/508	H	7/6/155	7/6/155	7/6/142	10/10/293
Polychroniadou Chrysanthi	Asst.	7	7	245	12	14/14/208/490	211.5	12	245	13/13/207/491	216.1	7/7/245	H	7/7/221	7/7/221	7/7/192	7/7/192

School of Biology (AUTH) - BIO - 37 matched of 40 TRS

Member	Grade	A: h	A: i10	A: cites	A: pubs	A: rank h d/u/a/all	A: comp.	B: P_i	B: C_i	B: rank C d/u/a/all	B: comp.	GS profile h/i10/cites	Conf.	OA 2012-25 h/i10/cites	OA life h/i10/cites	S2 2012-25 h/i10/cites	S2 life h/i10/cites
Mazaris Antonios	Prof.	44	91	6,576	140	1/1/4/12	5.7	140	6,576	1/3/6/19	6.8	53/120/8,902	H	38/82/5,016	38/82/5,016	37/84/4,612	44/110/6,054
Tsikliras Athanasios	Prof.	36	65	3,928	166	2/4/7/31	8.6	166	3,928	3/11/16/54	9.8	43/100/7,001	L			3/0/21	3/0/21
Damialis Athanasios	Asst.	35	72	4,628	140	3/7/8/36	9.6	140	4,628	2/8/13/40	11.3	39/87/6,068	H	30/67/3,558	30/67/3,558	28/63/3,050	34/77/4,003
Kallimanis Athanasios	Prof.	35	61	3,168	91	3/7/8/36	13.4	91	3,168	5/20/25/83	15.1	43/92/6,432	H	30/55/2,267	30/55/2,267	0/0/0	0/0/0
Stergiou Konstantinos	Prof.	26	52	2,201	108	5/23/21/99	18.7	108	2,201	7/33/34/140	6.7	57/155/13,772	H	0/0/0	0/0/0	10/11/361	11/12/377
Gkelis Spyridon	Prof.	26	34	1,872	51	5/23/21/99	32.2	51	1,872	9/40/40/163	38.6	31/45/2,799	H			21/29/1,246	26/40/1,973

Member	Grade	A: h	A: i10	A: cites	A: pubs	A: rank h d/u/a/all	A: comp.	B: P_i	B: C_i	B: rank C d/u/a/all	B: comp.	GS profile h/i10/cites	Conf.	OA 2012-25 h/i10/cites	OA life h/i10/cites	S2 2012-25 h/i10/cites	S2 life h/i10/cites
Chatzistergos Konstantinos	Assoc.	22	27	3,183	70	7/38/32/148	27.9	70	3,183	4/18/24/81	30.2	28/39/5,791	H	3/2/49	3/2/49	0/0/0	0/0/0
Psatha Nikoleta	Asst.	22	24	1,356	78	7/38/32/148	33.3	78	1,356	12/49/53/220	40.7	22/25/1,374	L			16/18/840	16/18/840
Malea Paraskevi	Prof.	22	34	1,260	41	7/38/32/148	44.8	41	1,260	13/56/55/235	42.0	33/64/2,841	H	21/31/1,062	21/31/1,062	20/30/986	29/54/2,153
Armaka Maria	Asst.	20	20	2,687	36	10/46/42/181	40.6	36	2,687	6/24/29/105	40.9	28/31/4,762	H			1/0/2	1/0/2
Dafou Dimitra	Prof.	20	28	1,699	60	10/46/42/181	43.0	60	1,699	10/42/44/182	38.3	31/46/3,788	H	21/29/1,413	21/29/1,413	0/0/0	0/0/0
Triantafyllidis Alexandros	Prof.	18	32	1,425	83	12/54/54/216	34.7	83	1,425	11/46/49/207	31.6	29/58/2,579	H	17/26/1,224	17/26/1,224	19/29/1,612	21/31/1,759
Michaloudi Evangelia	Prof.	18	27	1,143	70	12/54/54/216	43.4	70	1,143	15/65/62/260	43.0	26/42/2,089	H	1/0/2	1/0/2	13/19/663	20/32/1,327
Papadopoulou Anastasia	Asst.	17	21	2,200	98	14/62/60/240	25.7	98	2,200	8/34/35/141	26.8	18/23/2,296	H	5/3/135	5/3/135	4/0/31	4/0/36
Lazarina Maria	Asst.	17	21	1,030	32	14/62/60/240	65.9	32	1,030	16/70/66/274	74.1	17/21/1,032	H	15/20/834	15/20/834	0/0/0	0/0/0
Drosopoulou Eleni	Assoc.	16	28	1,176	37	16/70/64/258	60.9	37	1,176	14/62/58/251	58.6	25/46/1,727	H			0/0/0	0/0/0
Vlachonasios Konstantinos	Prof.	16	18	878	31	16/70/64/258	68.7	31	878	17/77/68/301	69.8	22/31/1,834	H	13/15/637	13/15/637	0/0/0	2/0/11
Antoniadou Chrysanthi	Asst.	14	19	771	28	18/87/72/324	76.2	28	771	18/86/76/338	67.1	26/54/1,957	L	0/0/0	0/0/0	0/0/0	2/1/33
Stavridou Evangelia	Asst.	14	15	690	23	18/87/72/324	79.5	23	690	20/92/80/365	87.0	14/15/690	H	13/14/584	13/14/584	5/5/150	10/10/233
Touraki Maria	Assoc.	14	18	675	27	18/87/72/324	78.7	27	675	21/93/82/368	83.6	17/27/1,025	H	13/13/524	13/13/524	0/0/0	1/1/41
Drouzas Andreas	Assoc.	13	15	611	31	21/93/79/353	80.3	31	611	22/99/88/385	82.0	18/21/874	H	13/14/522	13/14/522	2/2/36	9/9/847
Mosialos Georgios	Prof.	12	12	709	37	22/102/84/380	73.2	37	709	19/90/79/357	23.2	43/62/10,511	L			0/0/0	0/0/0
Staikou Alexandra	Prof.	11	14	413	29	23/107/86/399	86.7	29	413	24/110/97/440	80.5	21/30/1,240	H	0/0/0	0/0/0	2/0/11	2/0/11
Kappas Ilias	Assoc.	10	10	378	17	24/113/92/434	95.6	17	378	25/113/98/447	80.7	25/34/1,769	H	10/10/331	10/10/331	1/1/37	1/1/37
Mastrogianni Anna	Asst.	10	10	335	20	24/113/92/434	95.2	20	335	26/120/100/460	99.8	10/10/335	H	10/10/276	10/10/276	1/0/3	1/0/3
Karousou Rengina	Assoc.	9	9	446	14	26/120/99/462	97.6	14	446	23/106/94/428	78.6	25/35/2,856	L			0/0/0	4/3/133

Department of Biology (NKUA) - BIO - 28 matched of 35 TRS

Member	Grade	A: h	A: i10	A: cites	A: pubs	A: rank h d/u/a/all	A: comp.	B: P_i	B: C_i	B: rank C d/u/a/all	B: comp.	GS profile h/i10/cites	Conf.	OA 2012-25 h/i10/cites	OA life h/i10/cites	S2 2012-25 h/i10/cites	S2 life h/i10/cites
Trougkakos Ioannis P.	Prof.	47	133	24,315	268	1/1/2/7	1.6	268	24,315	1/1/1/2	1.9	56/176/28,141	H	0/0/0	0/0/0		
Raitsos Dionysios E.	Assoc.	41	77	5,286	101	2/2/5/15	7.5	101	5,286	4/4/8/29	8.7	48/93/7,068	H	39/70/4,226	39/70/4,226	0/0/0	0/0/0
Kontos Christos	Assoc.	35	89	3,287	183	3/3/8/36	8.1	183	3,287	7/8/23/77	10.2	36/95/3,692	H	34/94/3,413	34/94/3,413	8/8/336	9/9/380
Agathangelidis Andreas E.	Asst.	33	63	5,107	165	4/4/13/48	9.9	165	5,107	5/5/10/32	11.4	34/67/5,520	H	30/57/3,697	30/57/3,697	2/0/8	2/0/8
Fyllas Nikolaos M.	Asst.	32	49	6,911	81	5/5/14/56	9.5	81	6,911	3/3/5/18	9.3	39/66/14,273	H	27/48/5,642	27/48/5,642	26/45/5,154	35/62/10,887
Tsitsiloni Ourania	Prof.	31	72	3,945	204	6/6/15/59	7.8	204	3,945	6/6/15/52	7.9	38/104/5,457	L	29/62/2,905	29/62/2,905	1/0/2	1/0/2
Genitsaris Savvas M.	Asst.	28	41	2,121	59	7/8/18/77	28.3	59	2,121	11/13/36/147	37.5	30/44/2,400	H	23/36/1,683	23/36/1,683	23/35/1,448	24/38/1,659
Antonelou Marianna	Assoc.	27	46	2,596	69	8/10/20/93	26.2	69	2,596	8/10/30/111	26.2	36/62/4,251	H	25/43/2,043	25/43/2,043		
Stravopodis Dimitrios I.	Assoc.	24	43	17,095	81	9/11/29/129	5.2	81	17,095	2/2/2/3	5.1	35/80/23,217	H	21/40/7,200	21/40/7,200	21/41/2,672	32/77/7,837
Adamopoulos Panagiotis	Asst.	23	43	1,831	75	10/12/31/140	32.0	75	1,831	12/14/41/167	38.4	24/44/1,859	H	25/66/2,824	25/66/2,824	15/23/1,245	16/24/1,338
Tsouko Erminta L.	Asst.	21	35	2,254	48	11/13/36/169	38.8	48	2,254	10/12/33/133	47.0	21/35/2,255	H	20/31/1,804	20/31/1,804	19/31/1,603	19/31/1,604
Megalofonou Persefoni	Prof.	20	32	1,149	65	12/14/42/181	44.4	65	1,149	14/17/60/257	36.5	34/78/3,708	H	18/31/927	18/31/927	1/0/3	1/0/3
Parmakelis Aristeidis	Prof.	20	39	1,145	70	12/14/42/181	40.2	70	1,145	15/18/61/258	38.5	29/60/2,269	L			0/0/0	0/0/0
Kollia Panagoula	Prof.	19	29	2,271	90	14/16/50/199	28.1	90	2,271	9/11/32/130	24.5	33/73/4,434	H	17/26/1,867	17/26/1,867	1/0/2	7/7/200
Amillis Sotirios V.	Asst.	18	22	1,483	35	15/17/54/216	54.8	35	1,483	13/15/47/204	52.6	27/34/2,216	H			18/22/1,130	23/34/1,677
Kouvelis Vasileios	Assoc.	14	19	599	31	16/19/72/324	78.3	31	599	16/21/90/388	73.0	24/37/1,661	H			4/0/30	5/2/142
Sideris Diamantis	Prof.	11	14	583	38	17/20/86/399	75.3	38	583	17/22/91/392	76.7	15/22/938	H	11/14/519	11/14/519	5/4/144	19/27/1,067
Roussis Andreas	Assoc.	11	13	437	23	17/20/86/399	89.5	23	437	18/23/95/435	85.2	20/31/2,386	H	11/12/405	11/12/405	0/0/0	0/0/0
Angeli Ioanna-Aikaterini	Asst.	4	2	68	14	19/25/106/530	104.2	14	68	19/25/107/542	104.9	5/4/101	H	1/0/3	1/0/3	1/0/1	1/0/1

Department of Biology (UPatras) - BIO - 13 matched of 28 TRS

Member	Grade	A: h	A: i10	A: cites	A: pubs	A: rank h d/u/a/all	A: comp.	B: P_i	B: C_i	B: rank C d/u/a/all	B: comp.	GS profile h/i10/cites	Conf.	OA 2012-25 h/i10/cites	OA life h/i10/cites	S2 2012-25 h/i10/cites	S2 life h/i10/cites
Konstantinos Stefanidis	Asst.	28	47	3,345	64	1/4/18/77	23.2	64	3,345	1/2/21/75	30.9	28/51/3,518	H	16/22/757	16/22/757		
Stefanos Dailianis	Prof.	26	47	2,365	69	2/5/21/99	27.0	69	2,365	2/6/31/126	30.2	33/62/3,640	H			1/1/37	1/1/37
Alexandra Lianou	Asst.	25	36	1,982	63	3/6/26/118	33.7	63	1,982	3/9/39/158	37.5	30/48/3,172	H	7/5/121	7/5/121	3/2/51	3/2/51
Maria Panitsa	Prof.	22	35	1,567	66	4/11/32/148	37.1	66	1,567	4/13/46/195	39.2	29/55/2,477	H	19/28/1,169	19/28/1,169		
Dimitris Vlastos	Prof.	21	32	1,105	59	5/12/36/169	45.5	59	1,105	6/16/65/265	52.3	26/47/1,670	H	0/0/0	0/0/0	0/0/0	0/0/0
Panagiotis Kornilios	Asst.	17	24	778	33	6/16/60/240	67.7	33	778	7/24/75/334	74.8	19/28/988	H	14/18/443	14/18/443		

Member	Grade	A: h	A: i10	A: cites	A: pubs	A: rank h d/u/a/all	A: comp.	B: P_i	B: C_i	B: rank C d/u/a/all	B: comp.	GS profile h/i10/cites	Conf.	OA 2012-25 h/i10/cites	OA life h/i10/cites	S2 2012-25 h/i10/cites	S2 life h/i10/cites
Pavlos Makridis	Prof.	15	20	1,199	33	7/21/71/293	65.3	33	1,199	5/15/57/246	58.8	26/38/3,660	H			0/0/0	0/0/0
Evangelos Tzanatos	Asst.	13	14	760	34	8/27/79/353	74.3	34	760	8/25/77/341	73.1	20/25/1,777	H	12/14/576	12/14/576	1/0/2	2/1/25
Leontiadis Leonidas I.	Asst.	6	4	81	10	9/34/103/509	104.3	10	81	9/35/105/534	105.7	7/6/272	H	6/2/66	6/2/66	3/1/27	3/1/27
Elevtheria Rosmaraki	Asst.	5	5	80	7	10/35/105/521	105.7	7	80	10/36/106/536	103.9	12/14/1,691	H				

Department of Biology (UoC) - BIO - 16 matched of 25 TRS

Member	Grade	A: h	A: i10	A: cites	A: pubs	A: rank h d/u/a/all	A: comp.	B: P_i	B: C_i	B: rank C d/u/a/all	B: comp.	GS profile h/i10/cites	Conf.	OA 2012-25 h/i10/cites	OA life h/i10/cites	S2 2012-25 h/i10/cites	S2 life h/i10/cites
Moschou Panagiotis	Prof.	31	49	3,483	87	1/1/15/59	17.4	87	3,483	2/2/19/67	16.5	39/64/5,728	H	0/0/0	0/0/0	3/2/48	3/2/49
Pavlos Pavlidis	Prof.	26	45	7,809	78	2/2/21/99	8.9	78	7,809	1/1/4/16	9.4	30/55/8,595	M	23/38/6,835	23/38/6,835		
Sarris Panagiotis	Prof.	25	33	3,397	59	3/3/26/118	27.0	59	3,397	3/3/20/73	30.1	29/41/3,931	H	24/32/2,959	24/32/2,959	0/0/0	0/0/0
Pavlidis Michail	Assoc.	25	44	2,080	85	3/3/26/118	26.0	85	2,080	5/5/37/152	13.6	48/97/6,464	H	20/32/1,420	20/32/1,420	21/32/1,306	29/52/2,631
Koumoundouros Georgios	Prof.	21	30	2,009	58	5/5/36/169	39.8	58	2,009	6/6/38/157	18.9	45/80/7,249	H	20/28/1,575	20/28/1,575	16/23/902	36/59/3,760
Doxa Angeliki	Prof.	20	24	1,132	38	6/6/42/181	52.7	38	1,132	9/9/63/262	63.3	21/31/1,457	H			16/22/800	17/25/989
Sidiropoulou Kyriaki	Assoc.	18	27	1,368	51	7/7/54/216	51.3	51	1,368	8/8/51/217	52.1	25/36/2,932	H	18/24/1,194	18/24/1,194	4/2/78	4/2/78
Keklikoglou Ioanna	Prof.	12	12	2,999	29	8/8/84/380	47.6	29	2,999	4/4/26/88	48.6	14/14/3,096	H	10/10/2,032	10/10/2,032	1/0/6	1/0/6
Papadopoulos Dimitrios	Asst.	11	11	1,722	21	9/9/86/399	65.4	21	1,722	7/7/43/177	67.3	13/14/1,857	H	37/81/6,173	37/81/6,173	1/0/1	3/2/66

Department of Biological Applications and Technology (UoI) - BIO - 16 matched of 22 TRS

Member	Grade	A: h	A: i10	A: cites	A: pubs	A: rank h d/u/a/all	A: comp.	B: P_i	B: C_i	B: rank C d/u/a/all	B: comp.	GS profile h/i10/cites	Conf.	OA 2012-25 h/i10/cites	OA life h/i10/cites	S2 2012-25 h/i10/cites	S2 life h/i10/cites
Kati Vasiliki	Prof.	29	50	4,316	81	1/2/17/72	17.1	81	4,316	2/3/14/45	17.4	37/72/6,046	L				
Chrysanthopoulou Akrivi	Asst.	21	28	3,880	43	2/5/36/169	28.6	43	3,880	3/4/17/55	31.2	26/33/4,681	H	20/27/3,335	20/27/3,335	0/0/0	0/0/0
Leonardos Ioannis	Prof.	21	37	1,456	71	2/5/36/169	35.6	71	1,456	5/8/48/205	26.8	37/77/4,322	H	18/29/1,067	18/29/1,067	1/0/3	1/0/3
Filiou Michaela	Assoc.	20	30	1,365	64	4/7/42/181	43.3	64	1,365	6/9/52/218	43.6	28/42/2,304	H	18/26/1,109	18/26/1,109	0/0/0	0/0/0
Douris Vasilis	Assoc.	19	21	1,745	27	5/8/50/199	53.7	27	1,745	4/7/42/175	47.7	29/36/2,861	H				
Georgiadou Maria	Asst.	18	18	5,202	21	6/9/54/216	21.3	21	5,202	1/2/9/30	21.9	23/23/5,675	H	15/21/824	15/21/824	25/39/4,737	31/54/5,463
Sotiropoulos Konstantinos	Prof.	16	21	798	44	7/10/64/258	62.2	44	798	7/10/71/320	65.3	20/34/1,527	H	18/36/1,131	18/36/1,131	10/12/277	10/12/278
Papaloukas Konstantinos	Prof.	13	14	633	52	8/11/79/353	66.3	52	633	8/11/85/379	56.1	27/45/2,752	H	10/10/442	10/10/442	10/10/430	26/43/2,109
Alivertis Dimitrios	Asst.	9	9	292	18	9/13/99/462	98.3	18	292	9/13/101/471	99.9	11/12/350	H	8/7/224	8/7/224	8/5/194	9/7/241
Adamidis Konstantinos	Prof.	4	2	93	5	10/17/106/530	105.7	5	93	10/17/104/529	105.0	11/12/1,314	L	5/3/90	5/3/90	22/59/3,038	24/66/3,905

Department of Molecular Biology and Genetics (DUTH) - BIO - 17 matched of 23 TRS

Member	Grade	A: h	A: i10	A: cites	A: pubs	A: rank h d/u/a/all	A: comp.	B: P_i	B: C_i	B: rank C d/u/a/all	B: comp.	GS profile h/i10/cites	Conf.	OA 2012-25 h/i10/cites	OA life h/i10/cites	S2 2012-25 h/i10/cites	S2 life h/i10/cites
Aglaia Pappa	Prof.	45	84	6,407	125	1/2/3/11	5.3	125	6,407	1/3/7/21	4.1	59/108/11,656	H	42/78/5,208	42/78/5,208		
Katerina Chlichlia	Prof.	26	36	2,754	67	2/6/21/99	26.8	67	2,754	4/9/28/100	26.2	36/55/4,518	H				
Petros Kolovos	Assoc.	24	34	3,584	61	3/8/29/129	26.2	61	3,584	2/5/18/63	31.1	24/34/3,595	H	23/30/2,999	23/30/2,999	2/1/18	7/6/189
Marianthi Georgitsi	Asst.	20	29	1,117	43	4/13/42/181	52.1	43	1,117	6/25/64/263	45.4	31/50/4,471	H	18/27/841	18/27/841		
Georgios Boulougouris	Assoc.	14	16	789	33	5/23/72/324	71.3	33	789	7/28/72/324	66.9	24/36/1,950	H	14/15/595	14/15/595		
Aristotelis Papageorgiou	Prof.	13	14	2,888	36	6/26/79/353	45.9	36	2,888	3/8/27/94	45.5	20/27/3,355	H	12/13/2,490	12/13/2,490		
Katerina Kedraka	Prof.	11	13	531	61	7/29/86/399	64.0	61	531	10/33/92/408	66.3	12/15/614	H	9/7/292	9/7/292		
Panagiotis Chandris	Asst.	10	10	1,173	14	8/32/92/434	79.3	14	1,173	5/23/59/252	81.2	12/13/1,552	H	10/10/1,055	10/10/1,055		
Ioannis Bantounas	Asst.	10	11	619	17	8/32/92/434	91.4	17	619	9/32/86/382	93.9	12/14/1,186	H	11/11/498	11/11/498		
Vasiliki Fadouloglou	Assoc.	10	10	437	18	8/32/92/434	94.0	18	437	11/35/95/435	95.7	13/19/957	H				
Antonis Giannakakis	Assoc.	10	10	367	28	8/32/92/434	90.0	28	367	12/37/99/452	88.0	17/19/3,739	H	9/9/310	9/9/310		
Ioanna Maroulakou	Prof.	9	8	652	11	12/39/99/462	94.4	11	652	8/31/83/369	70.6	27/33/3,857	H			1/0/2	2/0/8
Maria Alexiou – Chatzaki	Prof.	1	1	11	1	13/45/108/554	108.0	1	11	13/45/108/553	104.1	13/14/1,145	M	11/14/380	11/14/380		

Department of Biochemistry and Biotechnology (UThessaly) - BIO - 15 matched of 23 TRS

Member	Grade	A: h	A: i10	A: cites	A: pubs	A: rank h d/u/a/all	A: comp.	B: P_i	B: C_i	B: rank C d/u/a/all	B: comp.	GS profile h/i10/cites	Conf.	OA 2012-25 h/i10/cites	OA life h/i10/cites	S2 2012-25 h/i10/cites	S2 life h/i10/cites
Dimitrios Kouretas	Prof.	63	171	13,170	277	1/1/1/1	1.6	277	13,170	1/1/3/6	1.6	74/229/19,265	H			0/0/0	1/0/2
Dimitrios Karpouzas	Prof.	40	100	4,657	181	2/5/6/17	7.1	181	4,657	2/6/11/36	6.6	53/151/8,090	H	35/91/3,664	35/91/3,664	3/2/81	3/2/83
Sotirios Vasileiadis	Asst.	34	66	3,332	97	3/8/12/44	15.3	97	3,332	3/10/22/76	19.5	35/66/3,384	H	31/60/2,638	31/60/2,638	3/2/81	3/2/81
Anna-Maria Psarra	Prof.	18	23	828	38	4/22/54/216	59.7	38	828	5/32/69/309	57.1	27/42/2,622	H				
Vasiliki Skamnaki	Asst.	17	20	687	25	5/25/60/240	73.8	25	687	8/40/81/366	63.5	28/41/2,827	H				
Chrysanthi Pateraki	Asst.	16	19	1,325	26	6/27/64/258	65.3	26	1,325	4/22/54/224	72.7	16/19/1,326	H	21/28/1,402	21/28/1,402	0/0/0	0/0/0
Nikolaos Balatsos	Assoc.	16	20	613	32	6/27/64/258	73.5	32	613	9/42/87/384	79.6	19/25/913	H	14/17/447	14/17/447		
Stamatia Papoutsopoulou	Asst.	14	19	783	34	8/37/72/324	71.2	34	783	7/37/74/330	66.8	24/33/2,031	H	13/19/618	13/19/618		
Theologia Sarafidou	Assoc.	13	16	814	36	9/41/79/353	70.5	36	814	6/34/70/313	66.9	22/28/1,808	H	13/15/608	13/15/608		
Kalliopi Liadaki	Asst.	7	6	183	12	10/63/102/490	102.7	12	183	11/65/103/507	96.6	17/19/1,432	H	5/4/95	5/4/95		
Maria Kontou	Asst.	6	6	283	15	11/68/103/509	101.3	15	283	10/57/102/475	98.2	14/17/946	H	3/1/35	3/1/35		

Department of Biotechnology (AUA) - BIO - 17 matched of 20 TRS

Member	Grade	A: h	A: i10	A: cites	A: pubs	A: rank h d/u/a/all	A: comp.	B: P_i	B: C_i	B: rank C d/u/a/all	B: comp.	GS profile h/i10/cites	Conf.	OA 2012-25 h/i10/cites	OA life h/i10/cites	S2 2012-25 h/i10/cites	S2 life h/i10/cites
Vlachakis Dimitrios	Assoc.	35	129	4,638	349	1/12/8/36	2.5	349	4,638	1/9/12/39	2.6	36/135/4,934	L	0/0/0	0/0/0	2/1/46	2/1/48
Kintzios Spyridon	Prof.	21	35	1,396	92	2/37/36/169	27.2	92	1,396	3/48/50/214	20.7	38/99/5,230	L	16/31/982	16/31/982	16/22/839	16/22/872
Chronopoulou Evangelia	Asst.	20	28	1,221	50	3/41/42/181	49.0	50	1,221	4/51/56/242	58.0	21/31/1,371	H	17/26/985	17/26/985	0/0/0	1/0/4
Douni Eleni	Prof.	19	34	1,571	68	4/44/50/199	41.9	68	1,571	2/40/45/194	38.1	29/51/5,519	H	20/31/1,271	20/31/1,271	0/0/0	0/0/0
Skliros Dimitrios	Asst.	19	24	789	37	4/44/50/199	59.7	37	789	6/65/72/324	70.1	19/24/795	H	17/22/627	17/22/627	1/0/1	1/0/5
Livanos Pantelis	Asst.	16	16	887	21	6/56/64/258	72.2	21	887	5/62/67/298	78.1	19/19/960	H	15/15/721	15/15/721	15/16/618	17/19/682
Daras Gerasimos	Asst.	16	18	757	30	6/56/64/258	72.7	30	757	7/70/78/344	80.5	17/22/956	H				
Bethanis Konstantinos	Assoc.	14	21	634	47	8/71/72/324	67.2	47	634	8/79/84/377	72.0	15/25/755	L	13/17/527	13/17/527	2/1/13	2/1/13
Moschopoulou Georgia	Asst.	11	13	602	23	9/84/86/399	87.6	23	602	9/80/89/387	83.5	20/26/1,101	H	11/12/487	11/12/487		
Milioni Dimitra	Prof.	10	11	471	24	10/91/92/434	90.6	24	471	10/85/93/423	82.1	21/27/2,750	H	10/10/434	10/10/434	17/21/803	23/34/2,604

Department of Food Science and Nutrition (UThessaly) - FOOD - 10 matched of 11 TRS

Member	Grade	A: h	A: i10	A: cites	A: pubs	A: rank h d/u/a/all	A: comp.	B: P_i	B: C_i	B: rank C d/u/a/all	B: comp.	GS profile h/i10/cites	Conf.	OA 2012-25 h/i10/cites	OA life h/i10/cites	S2 2012-25 h/i10/cites	S2 life h/i10/cites
Lalas Stavros	Prof.	37	122	4,427	203	1/7/5/22	4.9	203	4,427	1/7/6/42	5.1	51/160/8,883	H	33/106/3,473	33/106/3,473	30/92/2,840	30/92/2,842
Giavasis Ioannis	Assoc.	22	32	2,164	53	2/13/27/148	27.8	53	2,164	2/14/26/145	28.5	25/37/2,821	H	18/26/1,625	18/26/1,625	18/24/1,399	19/26/1,502
Goulas Theodoros	Assoc.	18	27	1,268	39	3/22/35/216	37.6	39	1,268	3/23/38/233	37.6	22/33/1,636	H	17/26/1,053	17/26/1,053		
Tigka Evangelia	Asst.	15	19	547	41	4/33/42/293	44.5	41	547	4/46/58/402	48.1	15/19/561	H	13/17/414	13/17/414	13/17/380	13/17/380
Polymeros Konstantinos	Prof.	10	10	431	39	5/53/62/434	53.1	39	431	5/51/65/438	54.2	12/14/927	H	10/10/348	10/10/348	2/1/66	2/1/66
Kakagianni Myrsini	Asst.	10	10	266	37	5/53/62/434	56.5	37	266	6/60/70/478	58.2	11/11/311	H	9/9/201	9/9/201	9/9/169	9/9/170
Giovanoudis Ioannis	Lect.	5	4	85	9	7/71/73/521	74.3	9	85	7/73/74/531	75.0	6/5/198	H	5/4/78	5/4/78		
Georgopoulos Theofanis	Lect.	1	1	13	1	8/77/78/554	78.0	1	13	8/76/78/552	77.7	3/3/154	H			1/0/4	4/2/131

Department of Food Science and Technology (UPatras) - FOOD - 6 matched of 7 TRS

Member	Grade	A: h	A: i10	A: cites	A: pubs	A: rank h d/u/a/all	A: comp.	B: P_i	B: C_i	B: rank C d/u/a/all	B: comp.	GS profile h/i10/cites	Conf.	OA 2012-25 h/i10/cites	OA life h/i10/cites	S2 2012-25 h/i10/cites	S2 life h/i10/cites
Giannakas Aris	Assoc.	35	73	3,267	108	1/1/7/36	9.2	108	3,267	1/3/11/79	11.3	37/80/3,807	H	31/67/2,794	31/67/2,794	28/62/2,430	31/70/2,717
Katsaros Kleanthis	Asst.	14	18	992	28	2/22/45/324	47.0	28	992	2/17/42/279	49.0	16/20/1,081	H	11/11/458	11/11/458	15/17/709	39/103/8,090
Malisova Olga	Asst.	14	17	824	46	2/22/45/324	41.1	46	824	4/21/47/311	44.5	14/17/836	H	12/13/579	12/13/579	3/1/32	3/1/34
Andritsos Nikolaos	Asst.	14	18	576	53	2/22/45/324	41.5	53	576	5/30/56/395	44.9	14/18/593	H	0/0/0	0/0/0	13/17/501	25/42/2,255
Styliaras Georgios	Assoc.	13	16	988	41	5/27/50/353	43.1	41	988	3/18/43/280	43.8	15/21/1,206	H	11/11/647	11/11/647	9/9/543	11/13/698

Department of Food Science and Technology (UNIWA) - FOOD - 14 matched of 16 TRS

Member	Grade	A: h	A: i10	A: cites	A: pubs	A: rank h d/u/a/all	A: comp.	B: P_i	B: C_i	B: rank C d/u/a/all	B: comp.	GS profile h/i10/cites	Conf.	OA 2012-25 h/i10/cites	OA life h/i10/cites	S2 2012-25 h/i10/cites	S2 life h/i10/cites
Xanthakis Epameinondas Epikouros	Asst.	22	26	2,589	71	1/3/27/148	21.7	71	2,589	1/2/18/112	22.8	23/30/2,689	H	22/24/2,163	22/24/2,163	21/23/1,791	21/27/1,852
Strati Eirini Anaplirotria	Assoc.	20	32	1,615	51	2/4/32/181	32.3	51	1,615	2/4/32/191	33.3	22/35/2,256	H			17/25/1,065	20/28/1,502
Konteles Spyridon Epikouros	Asst.	13	16	858	33	3/8/50/353	48.6	33	858	4/8/46/305	46.2	19/25/2,435	H	5/1/47	5/1/47	10/10/546	17/19/1,698

Member	Grade	A: h	A: i10	A: cites	A: pubs	A: rank h d/u/a/all	A: comp.	B: P_i	B: C_i	B: rank C d/u/a/all	B: comp.	GS profile h/i10/cites	Conf.	OA 2012-25 h/i10/cites	OA life h/i10/cites	S2 2012-25 h/i10/cites	S2 life h/i10/cites
Batrinou Anthimia Anaplirotria	Assoc.	13	16	541	46	3/8/50/353	45.2	46	541	5/10/59/403	44.9	17/23/772	H	10/11/353	10/11/353	11/12/371	14/17/523
Dimakopoulou-papazoglou Dafni Epikouri	Asst.	13	15	537	21	3/8/50/353	57.4	21	537	6/11/60/404	62.9	13/15/537	H	13/14/444	13/14/444	13/14/405	13/14/405
Gogou Eleni Epikouri	Asst.	12	14	1,158	32	6/12/56/380	48.0	32	1,158	3/5/40/255	49.0	14/18/1,333	H	13/13/876	13/13/876	12/14/785	13/16/891
Lazou Andriana Anaplirotria	Assoc.	10	10	533	21	7/14/62/434	62.3	21	533	7/12/61/406	59.0	15/18/1,423	H	9/9/363	9/9/363		
Kanellou Anastasia Kathigitria	Prof.	7	5	157	17	8/15/68/490	69.3	17	157	8/16/72/513	69.6	11/11/336	L	9/8/227	9/8/227	8/7/204	8/7/204
Bartzis Vasileios Anaplirotis	Assoc.	6	6	140	17	9/17/72/509	70.9	17	140	9/17/73/517	69.2	12/14/377	H	6/5/109	6/5/109	7/6/122	11/11/219

Department of Wine, Vine and Beverage Sciences (UNIWA) - FOOD - 11 matched of 13 TRS

Member	Grade	A: h	A: i10	A: cites	A: pubs	A: rank h d/u/a/all	A: comp.	B: P_i	B: C_i	B: rank C d/u/a/all	B: comp.	GS profile h/i10/cites	Conf.	OA 2012-25 h/i10/cites	OA life h/i10/cites	S2 2012-25 h/i10/cites	S2 life h/i10/cites
Aristotelis Antonopoulos Anaplirotis	Assoc.	31	41	2,896	72	1/1/11/59	14.6	72	2,896	1/1/15/92	14.0	40/60/4,219	H	28/39/2,399	28/39/2,399		
Dimopoulou Maria Epikouri	Asst.	26	51	1,933	140	2/2/21/99	13.3	140	1,933	2/3/28/161	11.5	31/52/4,130	H	16/24/680	16/24/680	22/64/1,738	22/67/1,844
Banilas Giorgos,	Assoc.	17	19	1,074	31	3/5/39/240	43.8	31	1,074	3/6/41/267	39.9	24/33/1,903	H			15/17/705	21/28/1,207
Kyraleou Maria Epikouri	Asst.	17	20	880	32	3/5/39/240	44.5	32	880	4/7/45/300	48.2	17/20/880	H	14/17/607	14/17/607	12/15/529	12/15/529
Chatzilazarou Archontoula,	Prof.	15	19	698	43	5/7/42/293	43.0	43	698	5/9/53/362	41.9	21/28/2,185	L				
Gkizi Danai Epikouri	Asst.	13	14	373	30	6/8/50/353	56.2	30	373	7/14/66/449	61.6	13/15/411	H	11/12/353	11/12/353	9/9/241	9/9/241
Tataridis Panagiotis,	Assoc.	12	14	503	35	7/12/56/380	53.8	35	503	6/13/62/413	52.9	15/22/839	H	10/10/380	10/10/380	10/12/286	12/14/359
Evangelou Alexandra Epikouri	Asst.	7	6	207	16	8/15/68/490	70.0	16	207	8/15/71/501	71.0	10/10/395	H	6/6/157	6/6/157	23/38/1,673	35/87/4,963

Department of Food Science and Technology (IHU) - FOOD - 16 matched of 16 TRS

Member	Grade	A: h	A: i10	A: cites	A: pubs	A: rank h d/u/a/all	A: comp.	B: P_i	B: C_i	B: rank C d/u/a/all	B: comp.	GS profile h/i10/cites	Conf.	OA 2012-25 h/i10/cites	OA life h/i10/cites	S2 2012-25 h/i10/cites	S2 life h/i10/cites
Papageorgiou Maria	Prof.	31	57	3,032	112	1/3/11/59	11.2	112	3,032	1/3/13/86	12.5	36/69/5,719	H	3/2/85	3/2/85	10/11/324	10/11/324
Samaras Petros	Prof.	28	54	2,473	107	2/4/17/77	16.0	107	2,473	2/5/22/118	11.8	46/112/11,641	H	25/49/1,991	25/49/1,991	4/1/38	4/2/165
Kalogianni Eleni	Prof.	18	32	1,270	56	3/7/35/216	33.3	56	1,270	3/8/37/231	32.7	23/42/1,763	H	16/28/956	16/28/956	5/2/71	5/2/77
Kotsiou Kali	Asst.	18	20	928	27	3/7/35/216	43.6	27	928	5/10/44/288	47.2	19/23/1,207	M	16/19/758	16/19/758	15/19/673	16/21/787
Likotrafiti Eleni	Prof.	17	21	1,196	34	5/9/39/240	41.8	34	1,196	4/9/39/247	43.3	18/23/1,487	H	16/18/907	16/18/907	15/19/835	17/21/906
Karayannakidis Panayotis	Asst.	14	16	706	23	6/13/45/324	52.1	23	706	6/13/52/358	54.6	16/21/917	H	13/15/544	13/15/544	12/15/503	15/20/655
Rhoades Jonathan	Assoc.	11	12	485	18	7/17/59/399	62.8	18	485	7/16/63/418	55.5	19/23/4,128	H	11/12/395	11/12/395	2/2/38	9/9/1,601
Karageorgiou Vassilis	Prof.	9	9	307	24	8/19/66/462	64.9	24	307	9/21/68/468	54.1	20/25/16,108	H	10/10/336	10/10/336	19/28/1,165	28/44/12,750
Koulouris Alexandros	Prof.	7	6	477	25	9/23/68/490	63.8	25	477	8/18/64/421	61.3	14/15/974	H	10/10/564	10/10/564	11/13/469	14/18/716

Department of Food Science and Nutrition (UAegean) - FOOD - 13 matched of 17 TRS

Member	Grade	A: h	A: i10	A: cites	A: pubs	A: rank h d/u/a/all	A: comp.	B: P_i	B: C_i	B: rank C d/u/a/all	B: comp.	GS profile h/i10/cites	Conf.	OA 2012-25 h/i10/cites	OA life h/i10/cites	S2 2012-25 h/i10/cites	S2 life h/i10/cites
Bountziouka Vasiliki	Assoc.	33	70	3,679	138	1/2/8/48	8.3	138	3,679	1/3/9/60	8.6	41/91/4,939	L			29/59/2,584	35/82/4,236
Argyriou Anagnostis	Prof.	32	65	2,669	121	2/4/9/56	10.7	121	2,669	2/5/17/106	11.8	37/83/4,315	H	1/0/9	1/0/9	1/0/6	3/1/51
Ellinas Kosmas	Asst.	26	38	2,570	60	3/5/21/99	21.4	60	2,570	3/6/19/113	22.6	27/40/2,903	H	24/35/2,184	24/35/2,184	24/35/1,987	25/37/2,253
Vasios Georgios	Asst.	24	30	2,240	54	4/6/25/129	26.5	54	2,240	4/7/25/136	28.4	24/30/2,244	H	17/24/1,196	17/24/1,196	16/20/1,040	16/20/1,044
Koutelidakis Antonios	Assoc.	22	40	1,966	69	5/7/27/148	25.5	69	1,966	5/8/27/160	27.5	22/42/2,094	H	19/36/1,786	19/36/1,786	10/10/654	11/11/732
Naziri Eleni	Assoc.	12	12	560	26	6/10/56/380	57.3	26	560	6/11/57/399	56.2	15/16/860	H	12/12/490	12/12/490	2/1/73	2/1/73
Petsas Andreas	Asst.	10	11	371	20	7/11/62/434	64.9	20	371	7/12/67/450	64.2	14/19/836	H	8/8/255	8/8/255	8/5/222	13/16/724
Leri Ifigeneia	Asst.	4	3	307	10	8/15/74/530	71.6	10	307	8/14/68/468	72.2	4/3/307	H	3/2/192	3/2/192	3/2/162	3/2/162

Department of Food Science and Technology (UoP) - FOOD - 11 matched of 12 TRS

Member	Grade	A: h	A: i10	A: cites	A: pubs	A: rank h d/u/a/all	A: comp.	B: P_i	B: C_i	B: rank C d/u/a/all	B: comp.	GS profile h/i10/cites	Conf.	OA 2012-25 h/i10/cites	OA life h/i10/cites	S2 2012-25 h/i10/cites	S2 life h/i10/cites
Varzakas Theodoros	Prof.	46	109	7,926	237	1/1/3/9	1.9	237	7,926	1/1/4/15	2.0	52/142/10,361	H	38/104/6,088	38/104/6,088	37/103/5,296	40/132/6,780
Agriopoulou Sofia	Asst.	26	43	3,782	75	2/2/21/99	13.3	75	3,782	2/2/8/57	13.9	26/43/3,786	L	25/35/2,769	25/35/2,769	23/31/2,401	23/31/2,401
Aspridou Zafeiro	Asst.	15	16	805	27	3/3/42/293	48.2	27	805	3/3/48/317	52.4	15/16/805	H	5/5/148	5/5/148	5/5/126	5/5/126
Kapolos Ioannis	Prof.	11	16	785	39	4/4/59/399	48.1	39	785	4/4/49/329	42.2	21/37/1,988	H	10/10/473	10/10/473	9/9/524	17/29/1,027
Papadelli Marina	Prof.	11	12	729	22	4/4/59/399	57.2	22	729	5/5/51/353	52.9	18/20/1,061	H	11/11/550	11/11/550	11/11/511	16/19/746
Spiliopoulos Ioakeim	Prof.	4	2	75	10	6/6/74/530	74.3	10	75	6/6/76/540	58.5	20/31/1,293	L	1/0/2	1/0/2	1/0/3	1/0/3
Vogopoulou Areti	Lect.	3	1	36	10	7/7/76/540	75.3	10	36	7/7/77/547	75.6	3/1/36	H	2/1/21	2/1/21	2/1/16	2/1/16

Department of Food Science and Human Nutrition (AUA) - FOOD - 29 matched of 30 TRS

Member	Grade	A: h	A: i10	A: cites	A: pubs	A: rank h d/u/a/all	A: comp.	B: P_i	B: C_i	B: rank C d/u/a/all	B: comp.	GS profile h/i10/cites	Conf.	OA 2012-25 h/i10/cites	OA life h/i10/cites	S2 2012-25 h/i10/cites	S2 life h/i10/cites
Skandamis Panagiotis	Prof.	52	138	10,317	235	1/1/1/5	1.6	235	10,317	3/3/3/13	1.6	70/214/22,813	H	50/142/9,201	50/142/9,201	48/137/8,813	60/200/16,154
Androutsos Odysseas	Asst.	49	129	10,350	229	2/2/2/6	2.2	229	10,350	2/2/2/12	2.8	52/134/10,807	M	41/117/7,477	41/117/7,477	40/112/6,521	42/117/6,775
Zampelas Antonios	Prof.	39	92	26,742	145	3/4/4/19	2.1	145	26,742	1/1/1/1	1.8	69/184/40,014	L				
Tarantilis Petros	Prof.	37	85	4,538	144	4/6/5/22	5.3	144	4,538	4/10/5/41	4.3	68/157/14,829	H	33/81/3,436	33/81/3,436	32/80/3,196	57/152/10,653
Tsironi Theofania	Assoc.	32	62	2,812	93	5/15/9/56	12.0	93	2,812	6/20/16/98	15.6	34/70/3,650	H	26/49/2,112	26/49/2,112	26/47/1,848	29/54/2,402
Mallouchos Athanasios	Assoc.	29	49	2,962	57	6/16/15/72	17.1	57	2,962	5/16/14/89	15.0	38/64/4,487	H	26/44/2,344	26/44/2,344	26/47/2,140	33/61/3,205
Kokotou Maroula	Assoc.	28	56	2,261	89	7/18/17/77	17.5	89	2,261	9/27/24/131	19.2	28/56/2,263	H	27/48/1,833	27/48/1,833		
Kallithraka Stamatina	Prof.	27	51	2,562	80	8/19/20/93	18.5	80	2,562	7/23/20/114	11.7	47/87/7,703	H	0/0/0	0/0/0	22/39/1,702	37/74/5,013
Kapsokefalou Maria	Prof.	26	44	1,867	85	9/21/21/99	20.3	85	1,867	10/30/30/164	16.4	37/76/4,677	H	22/36/1,530	22/36/1,530	20/37/1,495	32/69/3,353
Pappas Christos	Prof.	23	45	1,543	75	10/30/26/140	24.7	75	1,543	12/42/33/199	21.2	35/70/4,603	H	19/31/1,083	19/31/1,083	6/3/125	6/3/125
Gardeli Chrysavgi	Assoc.	21	28	1,633	38	11/37/30/169	33.8	38	1,633	11/38/31/189	33.3	25/37/2,854	L	20/25/1,315	20/25/1,315	19/24/1,115	21/31/1,912
Karatzi Zafeirenia-Kalliopi	Assoc.	20	44	1,504	76	12/41/32/181	25.8	76	1,504	13/45/34/202	22.2	31/63/3,055	H			19/33/1,084	27/51/2,200
Zoumpopoulou Georgia	Asst.	19	22	2,409	35	13/44/34/199	31.7	35	2,409	8/26/23/125	28.9	26/31/4,525	H			18/22/1,694	23/31/3,265
Bekiaris Georgios	Asst.	18	21	1,407	35	14/50/35/216	38.0	35	1,407	14/47/35/212	41.9	18/21/1,408	H	17/20/1,140	17/20/1,140	20/30/1,397	20/32/1,433
Matiadis Dimitrios	Asst.	14	16	651	37	15/71/45/324	47.5	37	651	16/76/55/370	50.2	15/19/739	L	12/14/559	12/14/559	2/0/10	2/0/10
Moschopoulou Aikaterini	Assoc.	13	16	684	32	16/78/50/353	51.6	32	684	15/75/54/367	45.0	22/31/1,623	H				

Department of Food Science and Technology (IONIO) - FOOD - 11 matched of 12 TRS

Member	Grade	A: h	A: i10	A: cites	A: pubs	A: rank h d/u/a/all	A: comp.	B: P_i	B: C_i	B: rank C d/u/a/all	B: comp.	GS profile h/i10/cites	Conf.	OA 2012-25 h/i10/cites	OA life h/i10/cites	S2 2012-25 h/i10/cites	S2 life h/i10/cites
Kandylis Panagiotis	Assoc.	30	52	3,249	80	1/2/13/67	13.5	80	3,249	3/4/12/80	14.7	35/62/3,744	H	28/41/2,460	28/41/2,460	27/42/2,210	29/51/2,568
Alexandri Maria	Asst.	30	45	2,525	60	1/2/13/67	18.2	60	2,525	4/5/21/115	22.2	30/45/2,527	H	29/43/2,082	29/43/2,082	30/49/2,049	30/49/2,055
Papadaki Aikaterini	Asst.	29	45	3,443	61	3/4/15/72	14.4	61	3,443	2/3/10/69	16.0	29/45/3,445	H	29/46/2,896	29/46/2,896	1/0/2	1/0/2
Kachrimanidou Vasiliki	Asst.	28	44	3,796	57	4/5/17/77	12.6	57	3,796	1/2/7/56	13.4	28/44/3,796	H	25/41/3,050	25/41/3,050	24/40/2,570	24/40/2,570
Dimitrellou Dimitra	Asst.	21	26	1,877	45	5/7/30/169	31.4	45	1,877	5/7/29/162	29.8	26/33/2,382	H	19/22/1,415	19/22/1,415	19/23/1,281	23/30/1,623
Bouchagier Pavlos	Asst.	8	5	748	17	6/15/67/480	60.4	17	748	7/12/50/349	62.0	8/7/774	H	6/5/515	6/5/515	6/5/483	7/6/508
Giotis Charilaos	Asst.	7	6	1,316	12	7/16/68/490	53.2	12	1,316	6/9/36/225	54.0	9/9/1,476	H	6/5/755	6/5/755		
Katsalirou Eirini	Asst.	3	1	76	9	8/21/76/540	75.7	9	76	8/21/75/538	74.6	8/7/399	H	3/2/68	3/2/68	4/1/65	7/5/267

School of Forestry and Natural Environment (AUTH) - FOREST - 33 matched of 35 TRS

Member	Grade	A: h	A: i10	A: cites	A: pubs	A: rank h d/u/a/all	A: comp.	B: P_i	B: C_i	B: rank C d/u/a/all	B: comp.	GS profile h/i10/cites	Conf.	OA 2012-25 h/i10/cites	OA life h/i10/cites	S2 2012-25 h/i10/cites	S2 life h/i10/cites
Gitas Ioannis	Prof.	33	69	4,651	155	1/11/2/48	1.5	155	4,651	1/7/2/37	1.5	45/107/7,203	H	27/55/3,589	27/55/3,589	29/61/3,385	40/87/4,953
Aravanopoulos Filippos	Prof.	28	47	2,233	112	2/17/3/77	4.4	112	2,233	2/31/7/137	5.1	34/82/3,407	H	25/42/2,221	25/42/2,221	1/1/46	1/1/46
Kamperidou Vasiliki	Asst.	23	41	1,354	76	3/37/6/140	8.9	76	1,354	4/50/14/221	11.1	23/43/1,416	H	19/32/996	19/32/996	17/31/858	17/31/880
Andreopoulou Zacharoula	Prof.	22	41	1,641	131	4/38/8/148	4.1	131	1,641	3/44/9/187	4.2	23/53/2,114	H	14/22/786	14/22/786	14/20/723	15/25/896
Mitsopoulos Ioannis	Asst.	19	26	1,286	50	5/50/10/199	14.3	50	1,286	6/55/16/230	12.8	24/40/2,336	H	5/3/114	5/3/114	1/0/7	1/0/7
Nanos Nikolaos	Assoc.	17	20	1,024	34	6/62/14/240	18.8	34	1,024	7/71/18/276	11.8	25/39/2,134	L	4/1/41	4/1/41	3/1/24	3/1/24
Tsioras Petros	Assoc.	17	25	849	63	6/62/14/240	15.9	63	849	10/78/22/308	16.3	20/30/1,040	H	14/18/455	14/18/455	14/19/525	16/23/659
Kastridis Aristeidis	Asst.	17	18	802	35	6/62/14/240	20.1	35	802	11/80/23/318	24.3	17/18/803	L	14/16/595	14/16/595		
Bakaloudis Dimitrios	Prof.	17	31	791	64	6/62/14/240	15.8	64	791	12/82/24/323	14.9	22/56/1,671	H	12/18/466	12/18/466		
Papaspyropoulos Konstantinos	Assoc.	16	18	737	46	10/70/18/258	22.0	46	737	14/89/27/351	24.9	16/19/794	H	12/14/470	12/14/470	11/14/446	12/15/471
Bontzorlos Vasileios	Asst.	15	20	1,301	30	11/78/21/293	21.0	30	1,301	5/52/15/227	22.2	16/24/1,509	H	11/14/799	11/14/799		
Lykidis Charalampos	Assoc.	15	20	650	41	11/78/21/293	25.4	41	650	15/94/30/371	25.9	17/22/813	H	15/17/462	15/17/462	14/14/404	15/16/506
Alizoti Paraskevi	Prof.	14	17	894	34	13/87/24/324	24.2	34	894	9/76/20/295	23.5	17/25/1,157	H	13/13/659	13/13/659	0/0/0	1/1/12
Tsakaldimi Marianthi	Asst.	14	17	638	43	13/87/24/324	26.3	43	638	16/95/31/376	22.9	19/33/1,596	H	10/12/456	10/12/456	10/10/369	16/22/841
Karatasiou Maria	Prof.	14	21	585	67	13/87/24/324	19.2	67	585	17/101/32/391	20.6	14/27/844	L			1/0/3	1/0/3
Diamantopoulou Maria	Assoc.	13	15	776	33	16/93/29/353	29.1	33	776	13/85/26/335	21.4	21/29/1,815	H	11/12/583	11/12/583	22/57/2,103	26/69/2,736
Myronidis Dimitrios	Prof.	12	12	899	24	17/102/30/380	27.3	24	899	8/75/19/293	22.2	19/24/1,352	H			11/12/664	17/19/910
Sapountzis Marios	Prof.	11	11	444	26	18/107/33/399	35.1	26	444	18/107/34/429	34.4	15/16/564	H	8/8/302	8/8/302	0/0/0	1/0/1
Stergiadou Anastasia	Prof.	8	7	245	31	19/125/38/480	37.4	31	245	19/123/41/491	38.7	8/7/285	H	6/5/158	6/5/158	6/5/159	6/5/174
Elevtheriadou Eleni	Prof.	6	5	119	25	20/128/44/509	42.6	25	119	20/129/44/520	40.9	10/11/258	H				
Kokkinakis Antonios	Prof.	6	2	76	18	20/128/44/509	45.3	18	76	21/133/46/538	43.8	9/8/407	L	1/0/3	1/0/3	11/12/358	11/13/369
Giannoulas Vasileios	Prof.	3	0	24	20	22/133/48/540	47.3	20	24	22/134/49/549	47.6	4/1/80	H	2/0/10	2/0/10	0/0/0	1/0/1

Department of Forestry, Wood Science and Design (UThessaly) - FOREST - 10 matched of 14 TRS

Member	Grade	A: h	A: i10	A: cites	A: pubs	A: rank h d/u/a/all	A: comp.	B: P_i	B: C_i	B: rank C d/u/a/all	B: comp.	GS profile h/i10/cites	Conf.	OA 2012-25 h/i10/cites	OA life h/i10/cites	S2 2012-25 h/i10/cites	S2 life h/i10/cites
Periklis Birtsas	Prof.	18	24	894	40	1/22/12/216	17.7	40	894	1/30/20/295	21.7	18/30/1,259	H	13/19/568	13/19/568		
Marios Trigkas	Prof.	11	11	549	49	2/45/33/399	28.3	49	549	2/45/33/401	29.0	11/13/838	H			2/0/7	2/0/13
Ioannis Papadopoulos	Prof.	8	6	364	62	3/61/38/480	25.0	62	364	3/52/37/453	24.7	12/12/766	H	11/12/396	11/12/396	2/0/7	3/0/16
Sotirios Karastergiou	Prof.	6	2	72	16	4/68/44/509	46.3	16	72	5/74/47/541	44.7	9/9/390	H				
Dimitrios Samaras	Asst.	5	2	90	17	5/71/47/521	46.3	17	90	4/72/45/530	46.3	5/2/97	H			2/1/27	2/1/27

Department of Forestry and Management of the Environment and of Natural Resources (DUTH) - FOREST - 21 matched of 21 TRS

Member	Grade	A: h	A: i10	A: cites	A: pubs	A: rank h d/u/a/all	A: comp.	B: P_i	B: C_i	B: rank C d/u/a/all	B: comp.	GS profile h/i10/cites	Conf.	OA 2012-25 h/i10/cites	OA life h/i10/cites	S2 2012-25 h/i10/cites	S2 life h/i10/cites
Arabatzis Garyfallos	Prof.	37	74	5,309	131	1/3/1/22	1.2	131	5,309	1/4/1/28	1.2	46/109/6,991	H	35/60/3,936	35/60/3,936	34/60/3,708	42/85/4,730
Paschalidou Anastasia	Prof.	25	41	2,223	75	2/7/4/118	6.4	75	2,223	4/13/8/138	7.2	27/47/2,649	H	22/37/1,667	22/37/1,667	2/0/15	2/0/15
Tsantopoulos Georgios	Prof.	24	40	2,310	111	3/8/5/129	5.6	111	2,310	3/12/6/127	6.0	25/45/2,410	H	19/30/1,348	19/30/1,348	18/29/1,170	18/31/1,217
Radoglou Kalliopi	Prof.	22	41	3,069	89	4/10/8/148	6.0	89	3,069	2/6/4/85	4.2	35/78/6,459	H	20/33/2,358	20/33/2,358	18/29/2,115	30/62/4,593
Kyriazopoulos Apostolos	Prof.	19	31	1,566	80	5/15/10/199	9.9	80	1,566	6/17/11/196	10.5	22/39/1,802	H	16/21/953	16/21/953	18/27/1,096	22/34/1,480
Kantartzis Apostolos	Assoc.	16	21	1,439	53	6/19/18/258	16.4	53	1,439	7/18/13/206	18.0	16/21/1,442	H	12/14/557	12/14/557		
Manolas Evangelos	Prof.	14	22	1,637	119	7/23/24/324	7.7	119	1,637	5/16/10/188	7.5	18/30/1,582	H	8/7/944	8/7/944	10/11/1,001	13/18/1,315
Karanikola Paraskevi	Prof.	14	19	703	62	7/23/24/324	21.0	62	703	10/30/29/360	21.3	16/25/828	H	11/12/423	11/12/423	20/27/2,136	20/29/2,198
Galatsidas Spyros	Prof.	12	15	1,256	29	9/27/30/380	25.0	29	1,256	8/22/17/237	23.7	16/20/1,502	H	13/18/1,215	13/18/1,215	12/14/1,079	16/19/1,247
Orfanoudakis Michalis	Assoc.	12	13	444	25	9/27/30/380	34.2	25	444	11/34/34/429	35.4	13/15/604	H	1/1/16	1/1/16	11/11/302	11/13/408
Andrea Veronika	Asst.	11	14	434	42	11/29/33/399	31.1	42	434	12/36/36/437	31.9	11/14/434	H	9/9/285	9/9/285	8/8/249	8/8/249
Papakosta Malamati	Assoc.	11	12	322	29	11/29/33/399	35.5	29	322	13/38/38/465	35.9	12/15/445	H	9/7/193	9/7/193	3/3/58	10/10/393
Katagis Thomas	Asst.	10	12	783	35	13/32/37/434	29.6	35	783	9/29/25/330	28.9	12/14/899	H	10/10/538	10/10/538	1/0/7	1/0/7
Dimou Vasiliki	Prof.	8	5	185	23	14/40/38/480	40.9	23	185	14/42/42/506	42.3	8/5/186	H	7/7/310	7/7/310		
Drosos Vasileios	Prof.	7	3	149	58	15/41/41/490	29.1	58	149	15/43/43/515	29.2	8/7/261	H	10/10/549	10/10/549	3/2/48	3/2/50
Manolis Apostolos	Asst.	3	3	60	7	16/44/48/540	48.3	7	60	16/44/48/543	49.0	3/3/60	H	7/6/121	7/6/121	9/7/218	9/7/218

Department of Forestry & Natural Environment (IHU) - FOREST - 0 TRS at retrieval

This department lists no tenured faculty at retrieval (verified on the department and school pages).

Department of Forestry and Natural Environment Management (AUA) - FOREST - 8 matched of 8 TRS

Member	Grade	A: h	A: i10	A: cites	A: pubs	A: rank h d/u/a/all	A: comp.	B: P_i	B: C_i	B: rank C d/u/a/all	B: comp.	GS profile h/i10/cites	Conf.	OA 2012-25 h/i10/cites	OA life h/i10/cites	S2 2012-25 h/i10/cites	S2 life h/i10/cites
Pantera Anastasia	Prof.	23	33	3,726	110	1/30/6/140	4.7	110	3,726	1/14/3/58	5.0	24/43/3,958	H	20/26/2,373	20/26/2,373	20/25/2,001	21/28/2,080
Papadopoulos Andreas	Prof.	18	19	2,891	58	2/50/12/216	8.9	58	2,891	2/18/5/93	9.3	20/27/3,076	H	17/19/2,327	17/19/2,327	8/7/163	8/7/171
Tampekis Stergios	Assoc.	16	19	704	46	3/56/18/258	22.3	46	704	4/74/28/359	25.2	16/19/712	H	13/16/448	13/16/448	13/16/439	13/16/439
Fotiadis Georgios	Assoc.	15	18	1,511	59	4/63/21/293	15.8	59	1,511	3/44/12/201	15.4	18/27/1,968	H	8/8/547	8/8/547	6/6/164	9/9/208
Koutsianitis Dimitrios	Asst.	7	5	254	21	5/94/41/490	41.2	21	254	5/95/39/485	42.5	7/5/255	M	7/6/212	7/6/212	6/6/197	6/6/197
Stampoulidis Athanasios	Asst.	7	7	247	29	5/94/41/490	38.9	29	247	6/96/40/489	40.0	7/7/257	H	5/3/131	5/3/131	0/0/0	0/0/0
Galanopoulou Stavroula	Asst.	3	0	23	7	7/98/48/540	49.0	7	23	7/98/50/550	48.6	5/2/169	H	2/0/8	2/0/8	2/0/10	5/4/177

Department of Environment (UThessaly) - ENV - 6 matched of 10 TRS

Member	Grade	A: h	A: i10	A: cites	A: pubs	A: rank h d/u/a/all	A: comp.	B: P_i	B: C_i	B: rank C d/u/a/all	B: comp.	GS profile h/i10/cites	Conf.	OA 2012-25 h/i10/cites	OA life h/i10/cites	S2 2012-25 h/i10/cites	S2 life h/i10/cites
Evangelia Papadopoulou	Asst.	20	25	1,259	67	1/19/5/181	5.2	67	1,259	2/25/8/236	6.2	21/26/1,317	H	21/28/1,203	21/28/1,203	1/0/9	1/0/9
Georgios Giovanoulis	Asst.	14	16	2,091	39	2/37/10/324	8.2	39	2,091	1/16/6/150	9.0	14/16/2,091	H	14/16/1,804	14/16/1,804		
Dorothea Kasiteropoulou	Assoc.	9	7	254	35	3/57/15/462	14.8	35	254	3/61/19/485	16.3	9/8/315	H	0/0/0	0/0/0	0/0/0	0/0/0

Department of Environment (UAegean) - ENV - 11 matched of 12 TRS

Member	Grade	A: h	A: i10	A: cites	A: pubs	A: rank h d/u/a/all	A: comp.	B: P_i	B: C_i	B: rank C d/u/a/all	B: comp.	GS profile h/i10/cites	Conf.	OA 2012-25 h/i10/cites	OA life h/i10/cites	S2 2012-25 h/i10/cites	S2 life h/i10/cites
Evangelinos Konstantinos	Prof.	37	58	4,384	84	1/1/2/22	2.0	84	4,384	1/1/2/43	1.5	48/81/7,036	H	29/49/2,397	29/49/2,397	30/54/2,807	40/91/5,509
Skouloudis Antonis	Assoc.	33	47	4,212	71	2/2/3/48	3.0	71	4,212	2/2/3/47	3.3	36/52/5,073	H	25/42/2,596	25/42/2,596	28/52/3,382	34/61/4,276
Matsinos Giannis	Prof.	16	22	1,022	47	3/8/6/258	7.7	47	1,022	4/9/10/277	7.1	28/49/2,683	H	0/0/0	0/0/0	12/13/692	26/41/2,105
Pilinis Christodoulos	Prof.	13	13	782	21	4/9/11/353	12.9	21	782	5/10/12/332	6.3	37/54/6,298	H	12/13/857	12/13/857	12/13/646	33/48/5,209
Lekkas Dimitris Fragkiskos	Prof.	9	9	3,481	20	5/12/15/462	8.1	20	3,481	3/4/4/68	7.6	19/25/4,357	L	16/22/866	16/22/866	12/13/467	16/23/1,007

Member	Grade	A: h	A: i10	A: cites	A: pubs	A: rank h d/u/a/all	A: comp.	B: P_i	B: C_i	B: rank C d/u/a/all	B: comp.	GS profile h/i10/cites	Conf.	OA 2012-25 h/i10/cites	OA life h/i10/cites	S2 2012-25 h/i10/cites	S2 life h/i10/cites
Gaganis Petros	Prof.	9	9	335	24	5/12/15/462	15.3	24	335	6/13/15/460	14.1	17/24/949	H	8/7/244	8/7/244	7/5/190	14/16/623
Theodorou Konstantinos	Assoc.	8	6	260	12	7/14/19/480	19.3	12	260	7/15/18/482	18.5	13/15/570	H	8/5/262	8/5/262	4/1/27	4/1/27

Department of Environment (IONIO) - ENV - 15 matched of 16 TRS

Member	Grade	A: h	A: i10	A: cites	A: pubs	A: rank h d/u/a/all	A: comp.	B: P_i	B: C_i	B: rank C d/u/a/all	B: comp.	GS profile h/i10/cites	Conf.	OA 2012-25 h/i10/cites	OA life h/i10/cites	S2 2012-25 h/i10/cites	S2 life h/i10/cites
Gerovasileiou Vasileios	Assoc.	41	98	6,477	215	1/1/1/15	1.0	215	6,477	1/1/1/20	1.2	41/103/6,566	H	33/75/4,265	33/75/4,265	33/75/3,994	33/76/4,015
Petala Athanasia	Asst.	26	40	2,158	56	2/6/4/99	4.6	56	2,158	2/6/5/146	5.3	26/40/2,158	H			24/41/1,754	25/42/1,785
Koulougliotis Dionysios	Prof.	16	18	1,412	39	3/8/6/258	7.3	39	1,412	3/8/7/210	7.3	26/34/2,186	H	11/13/798	11/13/798	0/0/0	0/0/0
Poirazidis Konstantinos	Prof.	16	23	1,248	49	3/8/6/258	6.8	49	1,248	4/10/9/240	6.8	26/49/2,678	L	0/0/0	0/0/0	13/20/895	22/36/1,713
Kyritsis Anastasios	Assoc.	16	20	864	47	3/8/6/258	7.8	47	864	5/11/11/303	9.5	20/27/1,675	H	14/17/642	14/17/642		
Karris Georgios	Assoc.	13	16	484	49	6/11/11/353	9.1	49	484	7/14/14/419	9.8	14/18/584	H	10/10/276	10/10/276	2/1/24	5/3/86
Kalimeris Anastasios	Assoc.	12	12	498	29	7/12/13/380	13.3	29	498	6/13/13/414	13.3	15/18/879	H	10/10/389	10/10/389	10/10/332	12/15/493
Mamoutos Ioannis	Asst.	10	10	289	33	8/13/14/434	14.5	33	289	9/16/17/473	15.7	10/10/293	M	8/6/216	8/6/216	8/7/216	8/7/219
Aravantinos-Zafeiris Nikolaos	Asst.	9	9	333	27	9/14/15/462	15.3	27	333	8/15/16/462	16.2	10/10/357	H				
Karydis Christos	Prof.	5	3	119	17	10/17/20/521	19.7	17	119	10/17/20/520	20.3	7/3/138	H	4/2/71	4/2/71	4/1/65	4/1/70
Manti Panagiota	Assoc.	4	3	114	10	11/18/21/530	21.3	10	114	11/18/21/524	21.7	7/4/258	H	5/5/101	5/5/101	5/5/95	7/7/191
Kampioti Adamantia	Assoc.	4	3	82	7	11/18/21/530	22.0	7	82	12/19/22/533	20.8	10/10/580	H	4/3/76	4/3/76	4/3/61	9/9/416
Apostolopoulos Pantelis S.	Assoc.	4	2	78	13	11/18/21/530	21.3	13	78	13/20/23/537	17.6	15/20/829	H			4/2/43	13/16/554

School of Veterinary Medicine (AUTH) - VET - 75 matched of 83 TRS

Member	Grade	A: h	A: i10	A: cites	A: pubs	A: rank h d/u/a/all	A: comp.	B: P_i	B: C_i	B: rank C d/u/a/all	B: comp.	GS profile h/i10/cites	Conf.	OA 2012-25 h/i10/cites	OA life h/i10/cites	S2 2012-25 h/i10/cites	S2 life h/i10/cites
Kritas Spyridon	Prof.	37	81	5,830	129	1/2/1/22	1.8	129	5,830	2/4/2/26	2.7	45/123/8,568	H	29/71/2,667	29/71/2,667	17/32/914	27/56/2,233
Banos Georgios	Prof.	36	90	3,547	209	2/4/2/31	2.2	209	3,547	3/12/3/64	1.6	49/154/8,033	H	30/73/2,602	30/73/2,602	0/0/0	0/0/0
Diakou Anastasia	Prof.	33	69	2,723	133	3/11/3/48	4.2	133	2,723	8/23/8/102	6.2	38/88/3,701	H				
Mente Eleni	Prof.	31	67	3,405	133	4/14/4/59	4.3	133	3,405	5/16/5/72	3.8	43/97/5,836	H	26/53/2,530	26/53/2,530	26/48/2,199	35/75/3,933
Arsenos Georgios	Prof.	30	90	3,531	214	5/15/5/67	2.1	214	3,531	4/13/4/65	2.2	39/128/5,318	H	26/74/2,405	26/74/2,405	23/60/2,042	28/87/3,013
Dovas Chrysostomos	Prof.	30	57	2,818	89	5/15/5/67	7.1	89	2,818	7/22/7/97	7.1	42/96/5,018	H	26/48/1,935	26/48/1,935	25/48/1,941	35/81/3,473
Theodoridis Alexandros	Prof.	26	55	2,513	121	7/23/8/99	8.9	121	2,513	9/25/10/116	10.8	28/63/2,905	H	21/42/1,681	21/42/1,681	15/23/1,047	17/27/1,193
Papagianni Maria	Prof.	26	55	2,205	131	7/23/8/99	8.4	131	2,205	10/32/11/139	6.9	41/93/8,706	H	18/36/1,187	18/36/1,187	0/0/0	0/0/0
Papadopoulou Paraskevi	Assoc.	24	34	15,534	62	9/33/10/129	2.6	62	15,534	1/2/1/5	2.7	26/40/15,709	M	19/25/12,394	19/25/12,394	17/22/6,967	18/26/7,050
Tsakmakidis Ioannis	Prof.	21	26	1,082	86	10/45/12/169	15.0	86	1,082	16/66/20/266	17.7	23/29/1,556	H	1/0/1	1/0/1	3/1/24	3/1/25
Taitzoglou Ioannis	Prof.	20	27	1,250	53	11/46/13/181	16.7	53	1,250	13/57/17/239	14.8	33/62/2,689	H	18/25/909	18/25/909	4/4/174	8/8/334
Papazoglou Lyssimachos	Prof.	19	30	1,207	133	12/50/16/199	8.2	133	1,207	14/59/18/243	7.6	32/84/3,604	L	3/1/55	3/1/55	0/0/0	4/2/50
Angelidis Apostolos	Prof.	18	23	1,384	33	13/54/17/216	19.5	33	1,384	11/48/14/216	18.5	28/38/2,531	H	15/21/971	15/21/971		
Fortomaris Paschalis	Prof.	18	30	1,181	49	13/54/17/216	19.8	49	1,181	15/60/19/249	17.7	30/53/2,750	H	16/26/906	16/26/906	0/0/0	2/1/30
Polyzopoulou Zoi	Prof.	18	29	1,036	112	13/54/17/216	14.7	112	1,036	18/69/22/273	13.1	31/66/3,565	L	6/4/77	6/4/77	6/4/77	6/5/99
Petridou Evanthia	Prof.	18	38	978	80	13/54/17/216	18.2	80	978	19/72/23/282	19.5	22/56/1,705	H	14/29/748	14/29/748	14/26/671	17/43/1,140
Panousis Nikolaos	Prof.	16	24	973	68	17/70/21/258	20.7	68	973	20/73/24/284	19.2	26/49/2,548	H	13/19/1,800	13/19/1,800	3/0/18	3/0/20
Psalla Dimitra	Prof.	16	26	801	93	17/70/21/258	17.2	93	801	21/81/28/319	19.0	18/38/1,294	H	13/19/650	13/19/650	1/1/28	1/1/29
Tsousis Georgios	Prof.	16	23	758	65	17/70/21/258	22.5	65	758	23/87/30/342	24.4	19/29/968	H	15/17/490	15/17/490	0/0/0	0/0/0
Lazou Thomai	Asst.	15	21	1,291	30	20/78/25/293	23.2	30	1,291	12/53/15/228	25.8	15/25/1,359	H	13/16/952	13/16/952		
Brozos Christos	Prof.	15	22	1,037	51	20/78/25/293	23.2	51	1,037	17/68/21/272	21.9	22/35/1,816	H	13/16/584	13/16/584	3/3/57	3/3/57
Savvas Ioannis	Prof.	15	24	787	87	20/78/25/293	20.6	87	787	22/83/29/326	19.2	23/47/1,827	H	11/14/487	11/14/487	2/0/11	4/1/116
Brellou Georgia	Prof.	15	20	634	46	20/78/25/293	27.3	46	634	25/96/32/377	25.6	22/35/1,162	H	13/16/475	13/16/475		
Sakkas Panagiotis	Asst.	15	18	593	54	20/78/25/293	26.1	54	593	27/100/34/389	28.8	16/20/650	H	14/16/445	14/16/445	4/4/134	14/16/512
Bintsis Thomas	Asst.	13	18	2,903	39	25/93/31/353	13.3	39	2,903	6/21/6/91	12.7	21/29/4,916	H			11/12/1,846	19/22/3,092
Koutinas Christos	Assoc.	13	15	751	46	25/93/31/353	29.1	46	751	24/88/31/348	27.8	19/26/1,123	H	11/13/550	11/13/550	1/0/5	2/1/23
Symeonidou Isaia	Assoc.	13	20	620	34	25/93/31/353	34.0	34	620	26/97/33/380	37.3	14/23/704	H	11/11/404	11/11/404	9/9/751	10/10/808
Kalamaras Sotirios	Asst.	12	13	498	22	28/102/34/380	40.0	22	498	28/103/37/414	45.8	12/13/498	H	12/13/379	12/13/379	12/12/345	12/13/387
Basioura Athina	Asst.	12	13	353	44	28/102/34/380	35.3	44	353	34/118/45/456	39.7	12/13/353	L	11/12/265	11/12/265	0/0/0	0/0/0
Grivas Ioannis	Assoc.	11	12	454	28	30/107/37/399	40.8	28	454	29/105/39/427	42.3	14/17/601	H	10/11/365	10/11/365	28/39/2,789	34/51/3,998
Pardali Dimitra	Assoc.	10	11	444	42	31/113/44/434	38.4	42	444	30/107/40/429	38.9	13/15/593	H	10/10/276	10/10/276		
Kalaitzakis Emmanouil	Assoc.	10	10	382	45	31/113/44/434	36.5	45	382	31/112/42/445	33.0	18/26/996	H	8/8/241	8/8/241	8/7/221	15/19/648
Lavrentiadou Sofia	Assoc.	10	10	369	34	31/113/44/434	42.2	34	369	33/115/44/451	38.6	16/18/853	H			0/0/0	1/1/12
Karagiannis Dimitrios	Asst.	10	10	338	11	31/113/44/434	49.1	11	338	35/119/46/458	49.9	13/14/636	H	13/14/522	13/14/522	2/0/9	2/0/9

Member	Grade	A: h	A: i10	A: cites	A: pubs	A: rank h d/u/a/all	A: comp.	B: P_i	B: C_i	B: rank C d/u/a/all	B: comp.	GS profile h/i10/cites	Conf.	OA 2012-25 h/i10/cites	OA life h/i10/cites	S2 2012-25 h/i10/cites	S2 life h/i10/cites
Diakakis Nikolaos	Prof.	10	11	314	45	31/113/44/434	38.0	45	314	36/121/49/467	40.2	10/13/372	L	9/7/248	9/7/248	3/0/20	3/0/20
Thomas Angelos Loris	Asst.	9	9	376	27	36/120/51/462	47.7	27	376	32/114/43/448	48.8	9/9/384	H	8/8/243	8/8/243		
Anagnostou Tilemachos	Prof.	9	8	244	39	36/120/51/462	46.0	39	244	38/124/54/493	42.9	14/18/616	L	7/2/103	7/2/103	3/2/39	4/3/52
Delis Georgios	Assoc.	9	8	241	29	36/120/51/462	50.0	29	241	39/125/55/494	46.3	14/16/526	H	8/7/171	8/7/171	8/8/173	12/16/353
Pavlidou Kyriaki	Asst.	9	7	195	32	36/120/51/462	49.4	32	195	40/127/56/503	50.6	9/8/221	L	4/4/96	4/4/96	5/5/139	6/6/151
Konstantinidis Alexandros	Asst.	7	5	249	18	40/126/56/490	55.3	18	249	37/122/53/488	55.6	7/5/249	H	6/6/162	6/6/162	1/0/6	1/0/6
Marouda Christina	Asst.	7	6	116	18	40/126/56/490	57.6	18	116	42/131/60/523	58.0	7/6/116	H	6/2/78	6/2/78	1/0/6	1/0/6
Dori Ioanna	Prof.	5	4	103	11	42/132/60/521	60.3	11	103	43/132/61/527	42.8	19/23/1,095	L	5/3/73	5/3/73	1/0/3	1/0/3
Proios Ioannis	Asst.	3	3	118	13	43/133/61/540	59.7	13	118	41/130/59/522	59.7	3/3/118	H	4/1/39	4/1/39	1/0/2	1/0/2

Department of Veterinary Medicine (UThessaly) - VET - 32 matched of 36 TRS

Member	Grade	A: h	A: i10	A: cites	A: pubs	A: rank h d/u/a/all	A: comp.	B: P_i	B: C_i	B: rank C d/u/a/all	B: comp.	GS profile h/i10/cites	Conf.	OA 2012-25 h/i10/cites	OA life h/i10/cites	S2 2012-25 h/i10/cites	S2 life h/i10/cites
Billinis Charalampos	Prof.	28	73	2,598	140	1/12/7/77	5.1	140	2,598	1/12/9/110	3.9	43/117/5,644	H	6/4/129	6/4/129	22/51/1,661	33/87/3,457
Saridomichelakis Emmanouil	Prof.	22	43	2,025	93	2/13/11/148	11.3	93	2,025	2/17/12/155	8.0	42/89/5,852	H	19/34/1,318	19/34/1,318	1/0/3	1/0/3
Xenoulis Panagiotis	Prof.	20	32	1,795	73	3/19/13/181	14.1	73	1,795	3/18/13/170	14.1	30/51/3,979	H	17/27/1,130	17/27/1,130	0/0/0	0/0/0
Koutoulis Konstantinos	Prof.	20	30	1,264	60	3/19/13/181	16.0	60	1,264	4/24/16/234	20.0	20/32/1,311	H	16/19/656	16/19/656	15/17/587	15/18/607
Valasi Eirini	Prof.	16	19	828	44	5/27/21/258	25.4	44	828	7/32/27/309	27.2	20/28/1,115	H	0/0/0	0/0/0	0/0/0	0/0/0
Pexara Andreana	Assoc.	15	18	899	29	6/33/25/293	29.3	29	899	5/29/25/293	32.7	16/21/1,397	H	12/16/626	12/16/626	12/14/467	12/15/804
Skampardonis Vasileios	Assoc.	12	14	331	28	7/43/34/380	42.2	28	331	13/54/48/463	48.6	12/16/512	H			1/1/16	2/2/36
Tontis Dimitrios	Prof.	11	12	863	24	8/45/37/399	35.4	24	863	6/31/26/304	31.7	19/29/1,810	H	8/8/524	8/8/524		
Tsioli Vasiliki	Prof.	11	12	590	40	8/45/37/399	36.0	40	590	8/43/35/390	36.0	15/20/928	H	1/0/1	1/0/1	1/0/1	1/0/1
Papakonstantinou Georgios	Asst.	11	12	531	42	8/45/37/399	35.2	42	531	9/47/36/408	39.0	11/13/551	L	10/11/389	10/11/389	0/0/0	1/1/250
Solomakos Nikolaos	Assoc.	11	14	473	29	8/45/37/399	39.7	29	473	10/49/38/422	41.1	14/21/1,913	H	0/0/0	0/0/0	8/7/303	11/14/1,354
Galatos Apostolos	Prof.	11	12	305	34	8/45/37/399	41.3	34	305	14/55/50/470	36.3	19/36/1,963	H	8/4/211	8/4/211		
Sofia Marina	Asst.	11	11	289	19	8/45/37/399	46.5	19	289	15/56/51/473	46.5	15/19/628	H	10/10/211	10/10/211	11/11/287	14/18/501
Pantazis Panagiotis	Assoc.	10	10	443	44	14/53/44/434	37.3	44	443	11/50/41/432	37.8	10/10/731	H	7/5/260	7/5/260	2/1/14	2/1/14
Theodosiadou Aikaterini	Assoc.	10	10	277	42	14/53/44/434	41.5	42	277	16/58/52/476	42.1	13/17/680	H			0/0/0	0/0/0
Pourlis Aris	Prof.	8	8	338	26	16/61/55/480	50.4	26	338	12/53/46/458	43.9	15/17/776	H	7/6/232	7/6/232	1/0/1	1/0/6
Flouraki Evgenia	Assoc.	7	3	155	23	17/63/56/490	55.3	23	155	17/68/57/514	55.6	7/3/162	L	3/0/17	3/0/17	4/1/38	4/1/38
Tyrnenopoulou Panagiota	Asst.	7	5	149	21	17/63/56/490	56.3	21	149	18/69/58/515	56.6	7/5/150	H	6/1/97	6/1/97		

5F. External ranking systems: every faculty member found (Top 2% career list, Research.com)

Table 16 lists every member present in at least one of the two systems - 65 members in total - with the value on which each system ranks them; a dash marks a system in which the member is absent. 14 members appear in both. The members' own Google Scholar, OpenAlex and Semantic Scholar values are in Section 5E and are not repeated here.

Table 16. Faculty members in the Top 2% career list or in the Research.com Greece rankings: each system's ranking values.

Univ.	Department	Member	Area	Top 2%	Top 2% rank (ns) / c	Top 2% field	Research.com	RC nat. rank / D-index	RC discipline
AUA	Department of Animal Science	Mountzouris Konstantinos	AGRI	yes	288,378 / 3.043	Dairy & Animal Science	yes	7 / 30	animal-science-and-veterinary
AUA	Department of Animal Science	Politis Ioannis	AGRI	yes	190,702 / 3.221	Dairy & Animal Science	-	-	-
AUA	Department of Animal Science	Tsiplakou Eleni	AGRI	-	-	-	yes	6 / 31	animal-science-and-veterinary
AUA	Department of Biotechnology	Kintzios Spyridon	BIO	yes	200,071 / 3.201	Analytical Chemistry	-	-	-
AUA	Department of Biotechnology	Lamprou Nikolaos	BIO	yes	103,552 / 3.459	Biochemistry & Molecular Biology	-	-	-
AUA	Department of Crop Science	Bilalis Dimitrios	AGRI	-	-	-	yes	17 / 32	plant-science-and-agronomy
AUA	Department of Crop Science	Datsi Georgia	AGRI	-	-	-	yes	13 / 37	plant-science-and-agronomy
AUA	Department of Crop Science	Kavallieratos Nikolaos	AGRI	yes	329,762 / 2.983	Entomology	yes	31 / 57	biology-and-biochemistry
AUA	Department of Crop Science	Savvas Dimitrios	AGRI	yes	149,669 / 3.319	Plant Biology & Botany	yes	7 / 43	plant-science-and-agronomy
AUA	Department of Crop Science	Travlos Ilias	AGRI	yes	297,869 / 3.028	Plant Biology & Botany	-	-	-
AUA	Department of Crop Science	Vontas Ioannis	AGRI	yes	167,687 / 3.273	Entomology	yes	5 / 79	biology-and-biochemistry
AUA	Department of Crop Science	Zervakis Georgios	AGRI	yes	243,762 / 3.117	Mycology & Parasitology	-	-	-

Univ.	Department	Member	Area	Top 2%	Top 2% rank (ns) / c	Top 2% field	Research.com	RC nat. rank / D-index	RC discipline
AUA	Department of Food Science and Human Nutrition	Mantala Ioanna	FOOD	yes	162,967 / 3.285	Food Science	-	-	-
AUA	Department of Food Science and Human Nutrition	Skandamis Panagiotis	FOOD	yes	167,296 / 3.274	Food Science	yes	19 / 63	biology-and-biochemistry
AUA	Department of Food Science and Human Nutrition	Tarantilis Petros	FOOD	yes	258,568 / 3.091	Food Science	-	-	-
AUA	Department of Food Science and Human Nutrition	Zampelas Antonios	FOOD	yes	107,438 / 3.445	Nutrition & Dietetics	-	-	-
AUTH	School of Agriculture	Dordas Christos	AGRI	yes	43,632 / 3.752	Agronomy & Agriculture	yes	10 / 39	plant-science-and-agronomy
AUTH	School of Agriculture	Goula Athanasia	AGRI	yes	66,411 / 3.616	Food Science	-	-	-
AUTH	School of Agriculture	Karaoglanidis Georgios	AGRI	-	-	-	yes	16 / 34	plant-science-and-agronomy
AUTH	School of Agriculture	Lazaridou Athina	AGRI	yes	267,312 / 3.077	Food Science	-	-	-
AUTH	School of Agriculture	Molasiotis Athanasios	AGRI	-	-	-	yes	6 / 44	plant-science-and-agronomy
AUTH	School of Agriculture	Moschakis Thomas	AGRI	yes	195,569 / 3.210	Food Science	-	-	-
AUTH	School of Agriculture	Vryzas Zisis	AGRI	yes	224,503 / 3.152	Environmental Sciences	-	-	-
AUTH	School of Biology	Kallimanis Athanasios	BIO	-	-	-	yes	21 / 37	ecology-and-evolution
AUTH	School of Biology	Mazaris Antonios	BIO	-	-	-	yes	9 / 44	ecology-and-evolution
AUTH	School of Biology	Mosialos Georgios	BIO	-	-	-	yes	46 / 44	biology-and-biochemistry
AUTH	School of Biology	Stergiou Konstantinos	BIO	yes	60,121 / 3.649	Fisheries	yes	6 / 44	ecology-and-evolution
AUTH	School of Forestry and Natural Environment	Dimitrakopoulos Alexandros	FOREST	yes	228,774 / 3.144	Forestry	-	-	-
AUTH	School of Veterinary Medicine	Arsenos Georgios	VET	-	-	-	yes	8 / 29	animal-science-and-veterinary
AUTH	School of Veterinary Medicine	Giannenas Ilias	VET	-	-	-	yes	1 / 40	animal-science-and-veterinary
AUTH	School of Veterinary Medicine	Kritas Spyridon	VET	yes	243,432 / 3.117	Veterinary Sciences	-	-	-
AUTH	School of Veterinary Medicine	Papadopoulos Ilias	VET	yes	218,998 / 3.163	Mycology & Parasitology	yes	2 / 39	animal-science-and-veterinary
AUTH	School of Veterinary Medicine	Papagianni Maria	VET	yes	57,147 / 3.666	Biotechnology	-	-	-
DUTH	Department of Agricultural Development	Damalas Christos	AGRI	yes	34,113 / 3.825	Agronomy & Agriculture	yes	2 / 55	plant-science-and-agronomy
DUTH	Department of Agricultural Development	Plessas Stavros	AGRI	yes	269,824 / 3.072	Food Science	-	-	-
DUTH	Department of Forestry and Management of the Environment and of Natural Resources	Arabatzis Garyfallos	FOREST	yes	285,661 / 3.047	Energy	-	-	-
HMU	Department of Agriculture	Fanourakis Dimitrios	AGRI	-	-	-	yes	14 / 36	plant-science-and-agronomy
IHU	Department of Food Science and Technology	Samaras Petros	FOOD	-	-	-	yes	50 / 39	environmental-sciences
IONIO	Department of Environment	Gerovasileiou Vasileios	ENV	-	-	-	yes	27 / 32	ecology-and-evolution
NKUA	Department of Agricultural Development, Agrofood and Management of Natural Resources	Maria Koukou	AGRI	-	-	-	yes	62 / 35	environmental-sciences
NKUA	Department of Biology	Diallinas Georgios	BIO	yes	216,191 / 3.168	Microbiology	-	-	-
NKUA	Department of Biology	Fyllas Nikolaos M.	BIO	-	-	-	yes	24 / 36	ecology-and-evolution
NKUA	Department of Biology	Pafilis Panagiotis	BIO	-	-	-	yes	28 / 32	ecology-and-evolution
NKUA	Department of Biology	Raitsos Dionysios E.	BIO	-	-	-	yes	38 / 45	environmental-sciences
NKUA	Department of Biology	Skorilas Andreas	BIO	yes	92,863 / 3.499	Oncology & Carcinogenesis	-	-	-
NKUA	Department of Biology	Triantis Konstantinos	BIO	-	-	-	yes	7 / 44	ecology-and-evolution
NKUA	Department of Biology	Trougkakos Ioannis P.	BIO	yes	93,966 / 3.495	Biochemistry & Molecular Biology	-	-	-
UAegean	Department of Environment	Dimitrakopoulos Panagiotis	ENV	-	-	-	yes	18 / 38	ecology-and-evolution
UPatras	Department of Biology	Panagiotis Dimopoulos Dion.	BIO	-	-	-	yes	15 / 41	ecology-and-evolution
UPatras	Department of Food Science and Technology	Karampagias Ioannis	FOOD	yes	173,873 / 3.259	Food Science	-	-	-
UPatras	Department of Sustainable Agriculture	Koutsias Nikos	AGRI	yes	234,752 / 3.133	Geological & Geomatics Engineering	-	-	-
UThessaly	Department of Agriculture, Crop Production and Rural Environment	Antoniadis Vasileios	AGRI	yes	175,465 / 3.256	Environmental Sciences	-	-	-
UThessaly	Department of Agriculture, Crop Production and Rural Environment	Athanasiou Christos	AGRI	yes	85,065 / 3.530	Entomology	yes	1 / 67	plant-science-and-agronomy
UThessaly	Department of Agriculture, Crop Production and Rural Environment	Papadopoulos Nikolaos	AGRI	yes	221,319 / 3.158	Entomology	yes	13 / 42	ecology-and-evolution
UThessaly	Department of Agriculture, Crop Production and Rural Environment	Petropoulos Spyridon	AGRI	yes	165,777 / 3.278	Plant Biology & Botany	yes	3 / 51	plant-science-and-agronomy
UThessaly	Department of Food Science and Nutrition	Lalas Stavros	FOOD	yes	242,531 / 3.119	Food Science	-	-	-
UThessaly	Department of Food Science and Nutrition	Makris Dimitris	FOOD	yes	90,361 / 3.509	Food Science	-	-	-
UThessaly	Department of Veterinary Medicine	Fthenakis Georgios	VET	yes	175,037 / 3.257	Dairy & Animal Science	yes	3 / 38	animal-science-and-veterinary
UThessaly	Department of Veterinary Medicine	Saridomichelakis Emmanouil	VET	yes	272,285 / 3.068	Veterinary Sciences	-	-	-
UoC	Department of Biology	Karakasis Ioannis	BIO	-	-	-	yes	5 / 48	ecology-and-evolution
UoC	Department of Biology	Koumoundouros Georgios	BIO	yes	262,241 / 3.085	Fisheries	-	-	-
UoC	Department of Biology	Tselepidis Anastasios	BIO	-	-	-	yes	37 / 45	environmental-sciences

Univ.	Department	Member	Area	Top 2%	Top 2% rank (ns) / c	Top 2% field	Research.com	RC nat. rank / D-index	RC discipline
UoI	Department of Agricultural Technology	Anastopoulos Ioannis	AGRI	-	-	-	yes	26 / 51	environmental-sciences
UoI	Department of Biological Applications and Technology	Leonardos Ioannis	BIO	yes	258,057 / 3.092	Fisheries	yes	29 / 30	ecology-and-evolution
UoP	Department of Food Science and Technology	Varzakas Theodoros	FOOD	yes	135,462 / 3.358	Food Science	-	-	-

Top 2% values are from the career-long list (August 2025 update, publications to end-2024, without self-citations); Research.com values are the best national rank and the highest D-index across the member's discipline lists, read 28 August 2026.

5G. The Greek faculty against Europe: the best unit per country in the Top 2% career list

Section 5D asked whether the Greek faculty appear in the global systems; this section asks how Greece's best compare with every other European country's best in the same disciplines. The workflow necessarily starts from the system's complete list, restricted to the Science-Metrix fields that cover the life sciences and agriculture - Agriculture, Fisheries & Forestry, Biology - and picks, for each of the 49 European countries considered (the 27 EU members and 22 non-EU states, including the transcontinental ones), the best-ranked faculty member by the system's own metric and the leading institution, defined as the one with the most listed scientists in those fields; the list records institutions, not departments. Research.com publishes national lists per discipline rather than a single cross-country ranking, so the Europe-wide comparison rests on the Top 2% career list, which is published as one global table and is therefore the system that supports a like-for-like country comparison.

Greece's position (Figure 29): with 77 scientists in the agriculture and biology fields of the Top 2% career list, Greece stands 18th of the 36 European countries with at least one listed scientist; its best-ranked scientist (Biliaderis, Costas G., School of Agriculture, rank 8214, c = 4.20) places the country 19th on the best c-score, and its leading institution (University of Thessaly) has 13 listed scientists. Table 17 gives every country's best units; Figures 30 and 31 the country comparisons and the distances from Greece.

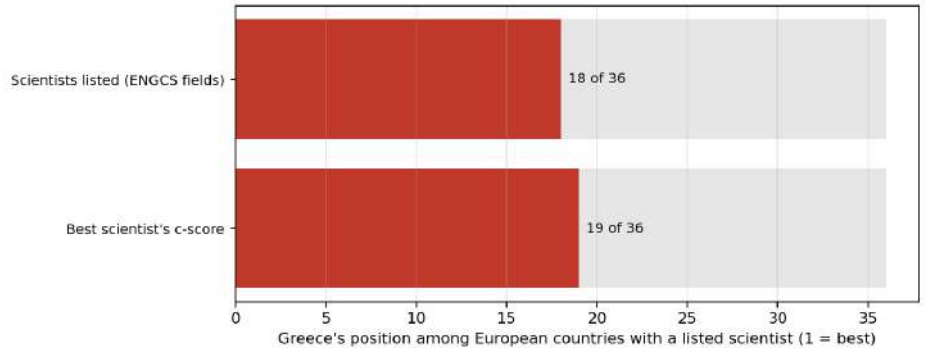

Figure 29. Greece's position among the European countries on the two country-level metrics of the Top 2% career list restricted to the agriculture and biology fields (red = Greece).

Table 17. World's Top 2% Scientists, career-long list, agriculture and biology fields: scientists listed, best-ranked scientist and leading institution per European country (49 countries; August 2025 update, values without self-citations).

Country	EU	Listed	Best-ranked scientist	Institution	Rank (ns)	c-score	h24	Subfield	Leading institution (n listed)
United Kingdom	-	1528	Gaston, Kevin J.	University of Exeter	183	4.936	139	Ecology	University of Oxford (51)
Germany	EU	866	KUZYAKOV, Yakov V.	Georg-August-Universität Göttingen	747	4.678	102	Agronomy & Agriculture	Technische Universität München (38)
France	EU	554	Møller, Anders Pape	Université Paris-Saclay	204	4.916	111	Ecology	Université de Montpellier (51)
Spain	EU	529	Penuelas, Josep J.	Consejo Superior de Investigaciones Cien	627	4.710	140	Ecology	CSIC - Centro de Edafología y Biología Aplicada del Segura (CEBAS) (22)
Netherlands	EU	385	Scheffer, Marten S.	Wageningen University & Research	839	4.658	107	Ecology	Wageningen University & Research (207)
Italy	EU	364	Tuteja, Narendra	International Centre for Genetic Enginee	6,145	4.269	68	Plant Biology & Botany	Università degli Studi di Napoli Federico II (21)
Sweden	EU	320	Folke, Carl S.	Stockholms universitet	502	4.755	114	Ecology	Sveriges lantbruksuniversitet (129)
Denmark	EU	234	Svenning, Jens Christian	Aarhus Universitet	4,465	4.340	94	Ecology	Københavns Universitet (79)
Switzerland	-	225	Kořner, Christian	Universität Basel	455	4.772	98	Ecology	Universität Zürich (45)
Norway	-	194	Lande, Russell	Norges Teknisk-Naturvitenskapelige Unive	699	4.686	75	Evolutionary Biology	Norges Miljø- og Biovitenskapelige Universitet (36)
Belgium	EU	183	Verbeke, Wim A.J.	Universiteit Gent	3,442	4.394	84	Food Science	Universiteit Gent (75)
Finland	EU	170	Hanski, Ilkka A.	Helsingin Yliopisto	791	4.669	88	Ecology	Helsingin Yliopisto (58)
Ireland	EU	114	Sun, Da-Wen -w	University College Dublin	1,241	4.595	113	Food Science	University College Dublin (29)

Country	EU	Listed	Best-ranked scientist	Institution	Rank (ns)	c-score	h24	Subfield	Leading institution (n listed)
Poland	EU	109	Dexter, Anthony Roger	Instytut Uprawy Nawozenia i Gleboznawstw	12,676	4.097	48	Agronomy & Agriculture	University of Life Sciences in Lublin (11)
Austria	EU	105	Barton, Nicholas H.	Institute of Science and Technology Aust	2,087	4.500	73	Evolutionary Biology	BOKU University (25)
Turkey	-	89	Cakmak, Ismail	Sabancı Üniversitesi	1,872	4.520	84	Agronomy & Agriculture	Atatürk Üniversitesi (6)
Czechia	EU	82	Pyšek, Petr	Charles University	2,413	4.468	103	Ecology	Jihočeská Univerzita v Českých Budějovicích (15)
Greece	EU	77	Biliaderis, Costas G.	School of Agriculture	8,214	4.204	80	Food Science	University of Thessaly (13)
Portugal	EU	71	Chaves, M. Manuela	Instituto de Tecnologia Química e Biológ	12,546	4.100	57	Plant Biology & Botany	Universidade do Porto (12)
Hungary	EU	35	Suraï, P. F.	Hungarian University of Agriculture and	14,022	4.071	59	Dairy & Animal Science	Centre for Agricultural Research (3)
Russia	-	35	Kondrashov, Alexey S. S.	Lomonosov Moscow State University	12,043	4.110	47	Evolutionary Biology	Lomonosov Moscow State University (7)
Slovakia	EU	15	Greenslade, Penelope J.M.	Pavol Jozef Šafárik University in Košice	117,453	3.412	24	Entomology	Technická univerzita vo Zvolene (3)
Estonia	EU	13	Niinemets, Ülo	Eesti Maaülikool	1,433	4.569	92	Plant Biology & Botany	Ökoloogia ja Maateaduste Instituut (5)
Slovenia	EU	13	Sket, Boris	Univerza v Ljubljani	75,838	3.570	32	Evolutionary Biology	Univerza v Ljubljani (9)
Iceland	-	7	Campana, Steven E.	Haskoli Islands	6,616	4.253	52	Fisheries	Haskoli Islands (5)
Ukraine	-	5	Sytar, Oksana V.	Taras Shevchenko National University of	161,848	3.288	36	Plant Biology & Botany	Institute of Food Biotechnology and Genomics of National Academy of Sciences of Ukraine (1)
Bulgaria	EU	4	Velikova, Violeta B.	Institute of Plant Physiology and Geneti	114,236	3.422	30	Plant Biology & Botany	Institute of Plant Physiology and Genetics (2)
Luxembourg	EU	4	Bohn, Torsten	Luxembourg Institute of Health	34,276	3.824	48	Food Science	Luxembourg Institute of Science and Technology (3)
Romania	EU	4	Grumezescu, Alexandru Mihai	University Politehnica of Bucharest	45,672	3.737	48	Nanoscience & Nanotechnology	Universitatea Stefan cel Mare din Suceava (1)
Croatia	EU	3	Jakobek, Lidija	Sveučilište Josipa Jurja Strossmayera u	139,596	3.346	20	Food Science	Natural History Museum Rijeka (1)
Cyprus	EU	3	Tzortzakis, Nikos G.	Cyprus University of Technology	72,520	3.586	35	Plant Biology & Botany	Cyprus University of Technology (3)
Serbia	-	3	Škrbić, Biljana D.	University of Novi Sad	136,843	3.354	38	Environmental Sciences	University of Novi Sad (2)
Latvia	EU	2	Krams, I. A.	Latvian Biomedical Research and Study Ce	101,323	3.467	35	Behavioral Science & Comparati	Institute of Horticulture (1)
Belarus	-	1	Demidchik, Vadim V.	National Academy of Sciences of Belarus	59,690	3.652	29	Plant Biology & Botany	National Academy of Sciences of Belarus (1)
Lithuania	EU	1	Venskutonis, Petras Rimantas	Kaunas University of Technology	48,695	3.717	48	Food Science	Kaunas University of Technology (1)
Montenegro	-	1	Pešić, Vladimir Vukašinović	University of Montenegro	517,049	2.773	14	Zoology	University of Montenegro (1)
Albania	-	0	-	-	-	-	-	-	-
Andorra	-	0	-	-	-	-	-	-	-
Armenia	-	0	-	-	-	-	-	-	-
Azerbaijan	-	0	-	-	-	-	-	-	-
Bosnia and Herzegovina	-	0	-	-	-	-	-	-	-
Georgia	-	0	-	-	-	-	-	-	-
Kosovo	-	0	-	-	-	-	-	-	-
Liechtenstein	-	0	-	-	-	-	-	-	-
Malta	EU	0	-	-	-	-	-	-	-
Moldova	-	0	-	-	-	-	-	-	-
Monaco	-	0	-	-	-	-	-	-	-
North Macedonia	-	0	-	-	-	-	-	-	-
San Marino	-	0	-	-	-	-	-	-	-

Source: Ioannidis (2025), August 2025 update (v8), career-long list, fields Agriculture, Fisheries & Forestry, Biology. '-' = no scientist of the country in those fields.

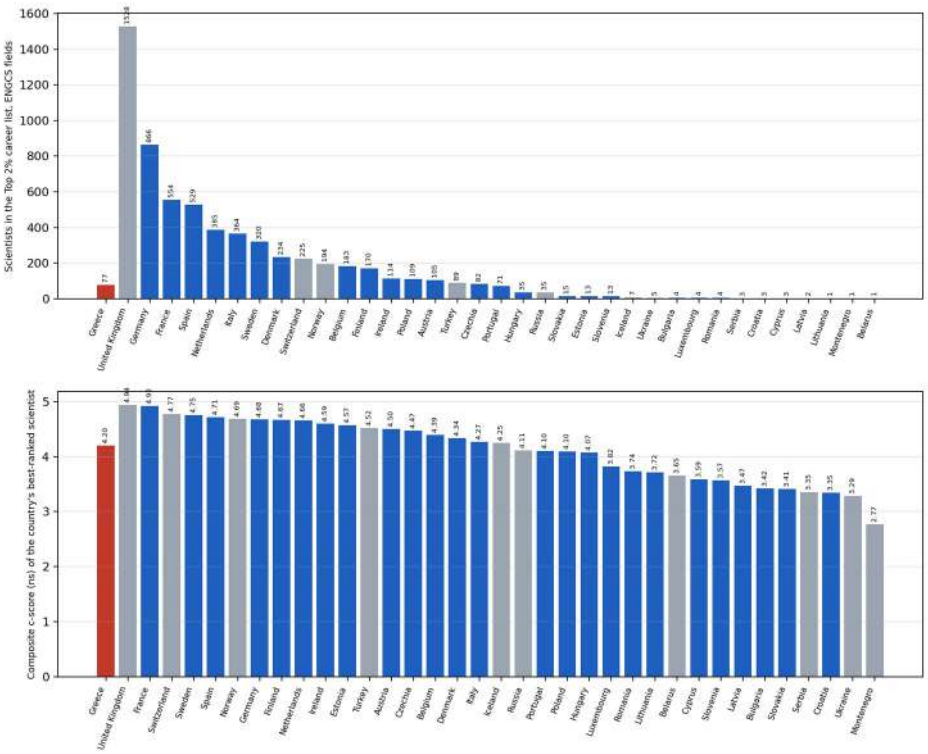

Figure 30. Top 2% career list, agriculture and biology fields: scientists listed per European country (top) and the composite c-score of each country's best-ranked scientist (bottom).

Figure 31 expresses the same comparison as distances from Greece, in the units of the system's own metric: for every country the c-score of its best scientist minus the Greek value, Greece at zero. 18 countries' best scientists score above Greece's best (4.20) and 17 below.

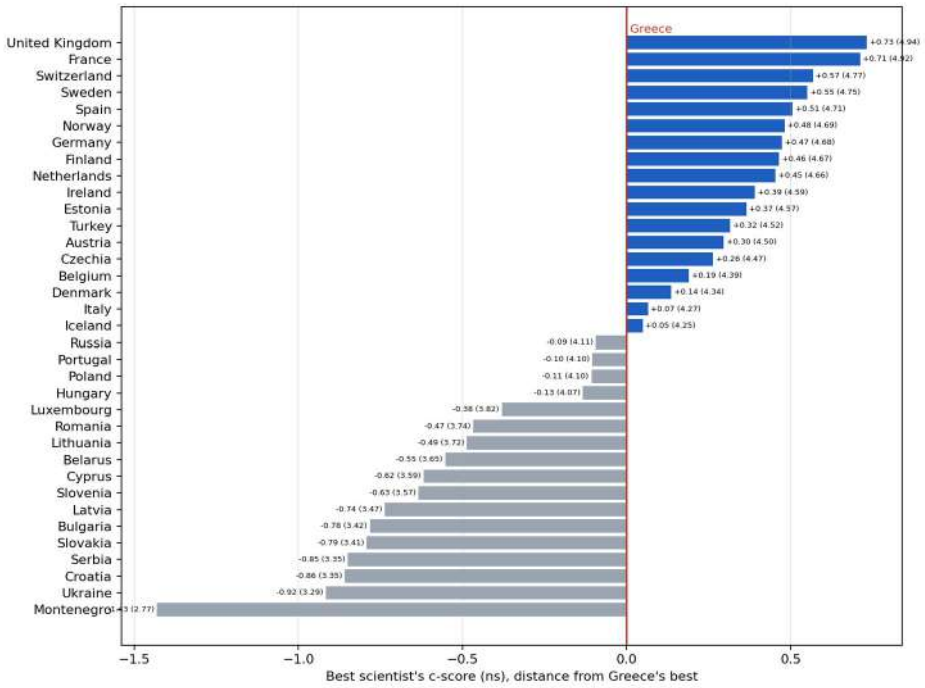

Figure 31. Distance of each country's best-ranked scientist from Greece's, on the Top 2% composite c-score (ns), agriculture and biology fields. Greece at zero; blue = above Greece, orange = below.

6. Discussion

6A. Altanopoulou, Dontsidou & Tselios (2012) ranking methodology

Three properties of the author-level design are confirmed on the new sources and window. First, dispersion: within each multi-department area the mean 2012-2025 h of departments differs by a factor of 2.1 in Agricultural sciences, 1.5 in Biology and molecular biosciences, 2.2 in Food science and nutrition, 1.6 in Forestry and natural environment, 1.3 in Environment, 1.2 in Veterinary medicine, the same order of magnitude as the spreads the design has produced in every field where it has been applied. Second, the public-reporting variable keeps its sign in 4 of the 6 testable areas on the 2026 operationalisation and is significant in 1 (Section 5A.4). Third, the design is inherently individual: the department means of Table 4 are driven by a minority of members - across the areas the top decile of academics accounts for 41% of all 2012-2025 citations - which is why the individual ranking of Section 5A.5 is a disaggregation rather than a new measurement. The lifetime run (Tables 4l-4v) reproduces the exact 2012 design and yields higher levels with a similar ordering, and the two open sources reproduce the ordering of the departments, though not of individuals, to a similar degree (Section 5C).

6B. Koukoutsidis (2022) ranking methodology

The department-level design again shows its two indicators disagreeing systematically: citations per member rewards small, loosely co-authoring departments and citations per paper does not; across the 43 departments evaluated under both designs the two design-B indicators correlate with the design-A mean h at rho = 0.74 and 0.60 respectively. The binding constraint of the 2022 study - the identifier roster - was the binding constraint here too: 425 of the 982 members have no public Google Scholar profile and 52 are matched at low confidence, groups whose size varies widely across areas and departments, so the matched share itself is reported per department throughout. Design B absorbs this constraint by construction: every TRS member counts in the denominator, so a department cannot improve its position by the invisibility of its members.

6C. Joint discussion: the two designs, the three sources and the global ranking systems

Across the 43 departments evaluated under both designs, the Spearman correlation between the design-A mean h and the design-B citations per member is 0.74 and between mean h and citations per paper 0.60. The designs agree on the extremes and disagree in the middle, where the union rule of design B (which discounts intra-departmental co-authorship) and the mean rule of design A (which weights every member equally, but only the matched ones) pull in different directions - and in this field the matched share itself varies across departments, a third source of divergence; in the molecular biosciences large-consortium papers add a fourth, since a single hyperauthored genomics or biomedical article enters every co-authoring member's record. The result sharpens the conclusion of both original studies: a department's rank in the Greek life sciences and agriculture is as much a property of the instrument as of the department, and a defensible assessment needs both designs and the individual distributions behind the departmental means, which this chapter makes available for every evaluated faculty member.

The remaining layers bound and situate this two-design result rather than alter it. The departmental orderings survive the change of instrument: the mean 2012-2025 h per department under Google Scholar correlates with the OpenAlex ordering at rho = 0.70 and with the Semantic Scholar ordering at rho = 0.38 (Section 5C), while individual positions move considerably more, which is why the complete per-member layer of Section 5E reports the three sources side by side. The two global ranking systems reach only the top of that layer - 42 members in the Top 2% career list and 37 in the Research.com Greece rankings, with an overlap of 14 (Sections 5D and 5F) - the Research.com side being structurally thin because only seven of its Greek discipline lists touch these areas at all. The Europe-wide comparison places this in proportion: Greece stands 18th of 36 European countries on the number of listed scientists in the agriculture and biology fields and 19th on the c-score of its best-ranked scientist (Section 5G).

7. Conclusions

7A. Altanopoulou, Dontsidou & Tselios (2012) ranking methodology

The 2012 design remains executable in 2026 with two substantive adaptations - an explicit publication window and a public research profile in place of website reporting - and one retrieval substitution. No author-level baseline exists for these departments, so Section 5A stands as the design's first application to the Greek life sciences and agriculture; the 2012-2025 execution covers the tenured faculty of the whole scope, and its natural extension, the ranking of every academic within department, university, area and nation-wide, is delivered.

7B. Koukoutsidis (2022) ranking methodology

The 2022 design is executed for the life sciences and agriculture for 2012-2025 on an open source with a reconstructed identifier roster, with both of its rankings and figures, and its own 2017-2021 panel is reproduced as the baseline (Section 5B.1). Once the roster exists, annual updates are cheap - the original author's main policy argument - and the 2022 funding regulation has made them pressing for Greek universities.

7C. Overall conclusion

Both designs point to the same facts - large dispersion between same-discipline departments and instrument-dependent rankings - and their individual extensions show where the departmental means come from. Executing design A on its original instrument and both designs on two open sources limits numerical comparability across instruments but makes the whole exercise reproducible, which neither original could offer; the agreement among Google Scholar, OpenAlex and Semantic Scholar at department level shows that the departmental orderings, unlike the levels and the individual positions, are not an artefact of the source chosen - a check that matters most in precisely this field, where Google Scholar adoption is a minority practice and Semantic Scholar, not Google Scholar, attains the widest coverage of the roster.

Beyond the two replicated designs, the chapter delivers the layers a complete bibliometric assessment of these disciplines needs: the same rankings under two further sources (Section 5C and Appendices C-D), the complete per-faculty-member results with the three sources side by side (Section 5E), the position of every member found in two global ranking systems (Sections 5D and 5F), and the standing of the best Greek scientist and institution against every European country (Section 5G). Read together, these layers give a consistent picture - departmental orderings that are robust to the instrument, individual positions that are not, a substantial top layer in the Top 2% career list, and a mid-field standing in Europe - which any funding or evaluation exercise built on bibliometrics for these departments will have to accommodate.

8. Research integrity, limitations, data availability and reproducibility

- Every number in Table 3 is taken from the cited published source (Pitsolanti, Papadopoulou & Tselios, 2018) and every number in Table 10 from Koukoutsidis (2022, Appendix B).
- Limitations. (i) Coverage: Google Scholar values exist only for members who maintain a public profile; OpenAlex and Semantic Scholar values depend on each database’s own author disambiguation. Every table names its source and the number of members it covers. (ii) The roster reflects the department websites of late August 2026, which lag appointments and retirements. (iii) Attribution: common Greek surnames and research-institute co-affiliations complicate matching; every match carries a confidence flag and Appendix B lists every member whose attribution is not high-confidence. (iv) Field norms: citation cultures differ sharply across this volume's own areas - hyperauthored consortium papers in the molecular biosciences against the low-citation norms of forestry and agronomy - so no number is comparable across areas or volumes, only within an area.
- Individual-level results concern public professional output and are reported with the same granularity as the global ranking systems. The two original studies reported department aggregates only; the individual extension is this chapter's, and every individual value is traceable to the member's own public profile or to the open bibliographic graphs.
- Companion files: the three results workbooks (Google Scholar; OpenAlex; Semantic Scholar), roster.csv, the department inventory, the design-B baseline table, the per-member CSVs with all ranks, the external-rankings extracts and the Europe country table can be obtained per field on request through greekacademicrankings.com/data-request. Access is free and granted to a named recipient for research use: each request is read individually, and an approved requester receives a single-use download link for the field or fields granted. The bundle is the machine-readable form of every table in this chapter, with a README stating contents, provenance and licence terms. The raw harvest records and the harvesting and analysis pipeline are held privately and licensed case by case, to institutions and researchers with a specific replication or methodological purpose. All data, code and text are the responsibility of the author.

References

Altanopoulou, P., Dontsidou, M., & Tselios, N. (2012). Evaluation of ninety-three major Greek university departments using Google Scholar. Quality in Higher Education, 18(1), 111-137.

Aria, M., & Cuccurullo, C. (2017). bibliometrix: An R-tool for comprehensive science mapping analysis. Journal of Informetrics, 11(4), 959-975.

Bartneck, C., & Kokkelmans, S. (2011). Detecting h-index manipulation through self-citation analysis. Scientometrics, 87(1), 85-98.

Batista, P. D., Campiteli, M. G., Kinouchi, O., & Martinez, A. S. (2006). Is it possible to compare researchers with different scientific interests? Scientometrics, 68(1), 179-189.

Egghe, L. (2006). Theory and practise of the g-index. Scientometrics, 69(1), 131-152.

Glänzel, W. (2006). On the opportunities and limitations of the H-index. Science Focus, 1(1), 10-11.

Harzing, A.-W. (2008). Google Scholar: a new data source for citation analysis. harzing.com.

Harzing, A.-W., & Alakangas, S. (2016). Google Scholar, Scopus and the Web of Science: a longitudinal and cross-disciplinary comparison. Scientometrics, 106(2), 787-804.

Hellenic Republic (2022). Definition of criteria, quality indicators and achievements for the distribution of the annual subsidisation of higher education institutions. Official Journal B 3131/20.06.2022.

Hirsch, J. E. (2005). An index to quantify an individual's scientific research output. PNAS, 102(46), 16569-16572.

Ioannidis, J. P. A. (2025). August 2025 data-update for 'Updated science-wide author databases of standardized citation indicators'. Elsevier Data Repository, V8. doi:10.17632/btchxktzyw.8.

Ioannidis, J. P. A., Baas, J., Klavans, R., & Boyack, K. W. (2019). A standardized citation metrics author database annotated for scientific field. PLoS Biology, 17(8), e3000384.

Jacso, P. (2005). Google Scholar: the pros and the cons. Online Information Review, 29(2), 208-214.

Jacso, P. (2006). Deflated, inflated, and phantom citation counts. Online Information Review, 30(3), 297-309.

Kinney, R., et al. (2023). The Semantic Scholar Open Data Platform. arXiv:2301.10140.

Kotsemir, M., & Shashnov, S. (2017). Measuring, analysis and visualization of research capacity of university at the level of departments and staff members. Scientometrics, 112(3), 1659-1689.

Koukoutsidis, I. (2022). Department-level comparison of universities' scientific output: A bibliometric study of Greek universities. arXiv:2212.12032.

Krampen, G. (2008). The evaluation of university departments and their scientists. Scientometrics, 76(1), 3-21.

Mann, H. B., & Whitney, D. R. (1947). On a test of whether one of two random variables is stochastically larger than the other. Annals of Mathematical Statistics, 18(1), 50-60.

Martín-Martín, A., Orduna-Malea, E., Thelwall, M., & Delgado López-Cózar, E. (2018). Google Scholar, Web of Science, and Scopus: A systematic comparison of citations in 252 subject categories. Journal of Informetrics, 12(4), 1160-1177.

Martín-Martín, A., Thelwall, M., Orduna-Malea, E., & Delgado López-Cózar, E. (2021). Google Scholar, Microsoft Academic, Scopus, Dimensions, Web of Science, and OpenCitations' COCI: a multidisciplinary comparison of coverage via citations. Scientometrics, 126(1), 871-906.

Pitsolanti, M., Papadopoulou, F., & Tselios, N. (2018). A scientometric evaluation of 50 Greek science and engineering university departments using Google Scholar. Journal of Scientometric Research, 7(1), 9-18.

Priem, J., Piwowar, H., & Orr, R. (2022). OpenAlex: A fully-open index of scholarly works, authors, venues, institutions, and concepts. arXiv:2205.01833.

Research.com (2026). Best Scientists rankings by discipline and country (Greece), 2026 edition. research.com/scientists-rankings.

Rose, M. E., & Kitchin, J. R. (2019). pybliometrics: Scriptable bibliometrics using a Python interface to Scopus. SoftwareX, 10, 100263.

Schreiber, M. (2007). Self-citation corrections for the Hirsch index. EPL, 78(3), 30002.

Tselios, N., & Altanopoulou, P. (2011). Evaluation of Greek education university departments using Google Scholar's h index. 2nd Panhellenic Conference on ICT in Education, Patras, 867-876 [in Greek].

Vanclay, J. K. (2007). On the robustness of the h-index. JASIST, 58(10), 1547-1550.

Zimmermann, C. (2013). Academic rankings with RePEc. Econometrics, 1(3), 249-280.

** Corresponding author. This chapter is part of the series "Academic Rankings of Greek University Departments and their Faculty" (v2026.1). Field volume 5 of 7: Life Sciences & Agriculture.*

Appendices

Appendix A. Department inventory and roster sources (2026)

Univ.	Department (2026 name)	Area	TRS 2026	Roster source (26-30 Aug 2026)
AUA	Department of Animal Science	AGRI	32	https://zp.aua.gr/faculty-2/
AUA	Department of Crop Science	AGRI	50	https://www2.aua.gr/el/info/prosopiko
AUA	Department of Natural Resources Development & Agricultural Engineering	AGRI	22	https://w1.aua.gr/afp/prosopiko/
AUTH	School of Agriculture	AGRI	64	https://www.auth.gr/search-people/ (unit=Γεωπονίας, faculty,
DUTH	Department of Agricultural Development	AGRI	15	https://agro.duth.gr/prosopiko/dep-2/
DUTH	Department of Viticulture and Oenology	AGRI	8	https://vo.duth.gr/index.php/el/prosopiko/ekpaideftiko-proso
HMU	Department of Agriculture	AGRI	24	https://agro.hmu.gr/7440-2/melh-didaktikoy-ereynhtikoy-prosw
IHU	Department of Agriculture	AGRI	33	https://www.agro.ihu.gr/staff/angelopoulos-stamatis/
NKUA	Department of Agricultural Development, Agrofood and Management of Natural Resources	AGRI	25	https://agro.uoa.gr/melh-dep/
UPatras	Department of Agriculture	AGRI	14	https://agriculture.upatras.gr/academic-staff/
UPatras	Department of Fisheries and Aquaculture	AGRI	11	https://asfa.upatras.gr/academic-staff/
UPatras	Department of Sustainable Agriculture	AGRI	8	http://susagri.upatras.gr/el/personnel/faculty
UThessaly	Department of Agriculture, Crop Production and Rural Environment	AGRI	26	https://agr.uth.gr/proswpiko/meli-dep/
UThessaly	Department of Agrotechnology	AGRI	22	https://agrtec.uth.gr/members#etep
UThessaly	Department of Animal Science	AGRI	13	https://as.uth.gr/tmima/dynamiko/
UoI	Department of Agricultural Technology	AGRI	14	http://dagri.uoi.gr/meli-dep/
UoWM	Department of Agriculture	AGRI	16	https://agro.uowm.gr/%ce%b4%ce%b9%ce%b4%ce%b1%ce%ba%cf%84%ce
AUA	Department of Biotechnology	BIO	20	https://www2.aua.gr/el/info/prosopiko
AUTH	School of Biology	BIO	40	https://www.auth.gr/search-people/ (unit=Βιολογίας, faculty,
DUTH	Department of Molecular Biology and Genetics	BIO	23	https://mbg.duth.gr/teachers-category/%ce%b4%ce%b5%cf%80/
NKUA	Department of Biology	BIO	35	http://www.biol.uoa.gr/tomeis/tomeas-bioxhmeias-moriakis-bio
UPatras	Department of Biology	BIO	28	https://biology.upatras.gr/gen-personel/
UThessaly	Department of Biochemistry and Biotechnology	BIO	23	https://bio.uth.gr/professors/
UoC	Department of Biology	BIO	25	https://www.biology.uoc.gr/index.php/el/prosopiko/meli-dep
UoI	Department of Biological Applications and Technology	BIO	22	https://bat.uoi.gr/meli-dep/
AUA	Department of Food Science and Human Nutrition	FOOD	30	https://www2.aua.gr/el/info/prosopiko
IHU	Department of Food Science and Technology	FOOD	16	https://www.food.ihu.gr/staff/dimitreli-georgia/
IONIO	Department of Food Science and Technology	FOOD	12	https://fst.ionio.gr/gr/department/staff/professors/
UAegean	Department of Food Science and Nutrition	FOOD	17	https://www.fns.aegean.gr/Tmima/staff/faculty
UNIWA	Department of Food Science and Technology	FOOD	16	https://fst.uniwa.gr/profiles/faculty/
UNIWA	Department of Wine, Vine and Beverage Sciences	FOOD	13	https://wvbs.uniwa.gr/profiles/faculty/
UPatras	Department of Food Science and Technology	FOOD	7	https://foodscitech.upatras.gr/didaktiko-ekpaideftiko-prosop
UThessaly	Department of Food Science and Nutrition	FOOD	11	https://food.uth.gr/%ce%bc%ce%ad%ce%bb%ce%b7-%ce%b4%ce%b5%cf
UoP	Department of Food Science and Technology	FOOD	12	https://fst.uop.gr/members_dep
AUA	Department of Forestry and Natural Environment Management	FOREST	8	https://www2.aua.gr/el/info/prosopiko
AUTH	School of Forestry and Natural Environment	FOREST	35	https://www.auth.gr/search-people/ (unit=Δασολογίας και Φυσι
DUTH	Department of Forestry and Management of the Environment and of Natural Resources	FOREST	21	https://fmenr.duth.gr/personel/%ce%ba%ce%b1%ce%b8%ce%b7%ce%b
UThessaly	Department of Forestry, Wood Science and Design	FOREST	14	https://fwsd.uth.gr/el/dep/
IONIO	Department of Environment	ENV	16	https://envi.ionio.gr/gr/department/staff/professors/
UAegean	Department of Environment	ENV	12	https://www.env.aegean.gr/prosopiko/meli-dep/
UThessaly	Department of Environment	ENV	10	https://env.uth.gr/dep-tmimatos/
AUTH	School of Veterinary Medicine	VET	83	https://www.auth.gr/search-people/ (unit=Κτηνιατρικής, facul
UThessaly	Department of Veterinary Medicine	VET	36	https://www.vet.uth.gr/?page_id=3933
UoP	Department of Agriculture	AGRI	(22)	capture pending (Section 8)
UThessaly	Department of Agriculture, Ichthyology and Aquatic Environment	AGRI	(10)	capture pending (Section 8)
DUTH	Department of Natural Environment and Climate Resilience	FOREST	(22)	capture pending (Section 8)

Appendix B. Attribution audit: match confidence and unmatched members

Google Scholar: of the 982 roster members, 491 hold a public profile verified at their university, 14 a profile with a full-name match at another Greek address or without a verified address, 52 an initial-form profile only, and 425 no public profile. OpenAlex: 614 / 0 / 0 matched at the three confidence levels, 294 unmatched. Semantic Scholar: 69 / 186 / 459, 268 unmatched. Table B1 lists every member whose Google Scholar attribution is unmatched, low or medium, with the member's status in the two open sources.

Table B1. Members whose Google Scholar attribution is unmatched, low or medium (491 members), with their status in OpenAlex and Semantic Scholar.

Univ.	Department	Member	Grade	GS conf.	OA conf.	S2 conf.
AUA	Department of Animal Science	Arsenakis Ioannis	Asst.	unmatched	high	unmatched
AUA	Department of Animal Science	Bitchava Konstantina	Assoc.	unmatched	unmatched	medium
AUA	Department of Animal Science	CHager-THeodoridou Ariadni	Assoc.	unmatched	unmatched	unmatched
AUA	Department of Animal Science	Christodoulopoulos Georgios	Prof.	unmatched	high	unmatched
AUA	Department of Animal Science	Efirmosmenis Ydroviologias	Prof.	unmatched	unmatched	unmatched
AUA	Department of Animal Science	Gkoliomytis Michail	Assoc.	unmatched	unmatched	unmatched
AUA	Department of Animal Science	Kominakis Antonios	Prof.	unmatched	high	low
AUA	Department of Animal Science	Laliotis Georgios	Assoc.	unmatched	unmatched	low
AUA	Department of Animal Science	Miliou-Mparsaki Eleni	Prof.	unmatched	unmatched	unmatched
AUA	Department of Animal Science	Navsika Karakatsouli	Assoc.	unmatched	unmatched	unmatched
AUA	Department of Animal Science	Oikonomopoulos Ioannis	Prof.	unmatched	unmatched	medium

Univ.	Department	Member	Grade	GS conf.	OA conf.	S2 conf.
AUA	Department of Animal Science	Palamidi Irida	Asst.	unmatched	high	medium
AUA	Department of Animal Science	Sapanidou Vasiliki	Asst.	unmatched	high	low
AUA	Department of Biotechnology	Alvertos Nikolaos	Asst.	unmatched	high	low
AUA	Department of Biotechnology	Bethanis Konstantinos	Assoc.	low	high	medium
AUA	Department of Biotechnology	Chatzidimitriou Marianna	Prof.	unmatched	unmatched	low
AUA	Department of Biotechnology	Flemetakis Emmanouil	Prof.	unmatched	high	low
AUA	Department of Biotechnology	Karpouzas Michail	Assoc.	unmatched	unmatched	unmatched
AUA	Department of Biotechnology	Kintzios Spyridon	Prof.	low	high	low
AUA	Department of Biotechnology	Kosmidis Nikolaos	Assoc.	unmatched	unmatched	low
AUA	Department of Biotechnology	Koumantou Vasiliki	Asst.	unmatched	unmatched	unmatched
AUA	Department of Biotechnology	Lamprou Nikolaos	Prof.	unmatched	unmatched	low
AUA	Department of Biotechnology	Rigas Stamatios	Prof.	unmatched	unmatched	low
AUA	Department of Biotechnology	Thiraiou Trias	Asst.	unmatched	unmatched	unmatched
AUA	Department of Biotechnology	Triantafyllopoulos Konstantinos	Asst.	unmatched	unmatched	low
AUA	Department of Biotechnology	Vlachakis Dimitrios	Assoc.	low	high	medium
AUA	Department of Crop Science	Aliferis Konstantinos	Asst.	medium	high	low
AUA	Department of Crop Science	Bareka Elevtheria-Perdiko	Assoc.	unmatched	unmatched	unmatched
AUA	Department of Crop Science	Bempeli Pinelopi	Prof.	unmatched	unmatched	unmatched
AUA	Department of Crop Science	Bilalis Dimitrios	Prof.	unmatched	high	low
AUA	Department of Crop Science	Bouranis Dimitrios	Prof.	low	high	low
AUA	Department of Crop Science	Chatzivasileiou Elisavet	Assoc.	unmatched	unmatched	unmatched
AUA	Department of Crop Science	Datsi Georgia	Assoc.	unmatched	unmatched	unmatched
AUA	Department of Crop Science	Dimou Maria	Asst.	medium	high	medium
AUA	Department of Crop Science	Giannakou Ioannis	Prof.	unmatched	unmatched	low
AUA	Department of Crop Science	Gkoras Georgios	Asst.	unmatched	unmatched	high
AUA	Department of Crop Science	Kamoutsis Athanasios	Asst.	unmatched	high	low
AUA	Department of Crop Science	Kavallieratos Nikolaos	Prof.	unmatched	unmatched	low
AUA	Department of Crop Science	Kavkaletou Mina	Asst.	unmatched	unmatched	unmatched
AUA	Department of Crop Science	Koliopoulos Georgios	Asst.	unmatched	unmatched	low
AUA	Department of Crop Science	Nikolopoulos Dimosthenis	Asst.	unmatched	high	low
AUA	Department of Crop Science	Papadimitriou Chrysi	Asst.	unmatched	high	high
AUA	Department of Crop Science	Perdikis Dionysios	Prof.	low	high	medium
AUA	Department of Crop Science	Roussos Petros	Prof.	unmatched	high	low
AUA	Department of Crop Science	Trigkas Panagiotis	Prof.	unmatched	unmatched	medium
AUA	Department of Crop Science	Tsafouros Athanasios	Asst.	unmatched	high	low
AUA	Department of Crop Science	Tsiros Ioannis	Prof.	unmatched	high	low
AUA	Department of Crop Science	Tsitsigiannis Dimitrios	Prof.	low	high	low
AUA	Department of Crop Science	Tzamos Sotirios	Prof.	unmatched	high	low
AUA	Department of Crop Science	Veresoglou Stavros	Assoc.	unmatched	high	medium
AUA	Department of Crop Science	Vontas Ioannis	Prof.	unmatched	high	medium
AUA	Department of Food Science and Human Nutrition	Aktypis Anastasios	Lect.	unmatched	high	low
AUA	Department of Food Science and Human Nutrition	Androutsos Odysseas	Asst.	medium	unmatched	low
AUA	Department of Food Science and Human Nutrition	Chorianopoulos Nikolaos	Assoc.	unmatched	unmatched	medium
AUA	Department of Food Science and Human Nutrition	Drosinos Elevtherios	Prof.	unmatched	unmatched	low
AUA	Department of Food Science and Human Nutrition	Evangeliou Vasiliki	Prof.	unmatched	unmatched	unmatched
AUA	Department of Food Science and Human Nutrition	Gardeli Chrysavgi	Assoc.	low	high	low
AUA	Department of Food Science and Human Nutrition	Georgiou Konstantinos	Prof.	unmatched	unmatched	medium
AUA	Department of Food Science and Human Nutrition	Kotseridis Georgios	Prof.	unmatched	high	low
AUA	Department of Food Science and Human Nutrition	Koutinas Apostolos	Prof.	unmatched	high	high
AUA	Department of Food Science and Human Nutrition	Magripli Emmanouela	Asst.	unmatched	high	high
AUA	Department of Food Science and Human Nutrition	Mantala Ioanna	Prof.	unmatched	high	low
AUA	Department of Food Science and Human Nutrition	Matiadis Dimitrios	Asst.	low	high	low
AUA	Department of Food Science and Human Nutrition	Moatsou Gkolfo	Prof.	unmatched	high	low
AUA	Department of Food Science and Human Nutrition	Panagou Evstathios	Prof.	unmatched	unmatched	low
AUA	Department of Food Science and Human Nutrition	Papakonstantinou Aimilia	Assoc.	unmatched	unmatched	high
AUA	Department of Food Science and Human Nutrition	Papanikolaou Serafeim	Prof.	unmatched	unmatched	low
AUA	Department of Food Science and Human Nutrition	Tsakalidou Evthymia	Prof.	unmatched	high	low
AUA	Department of Food Science and Human Nutrition	Zampelas Antonios	Prof.	low	unmatched	unmatched
AUA	Department of Forestry and Natural Environment Management	Koutsianitis Dimitrios	Asst.	medium	high	medium
AUA	Department of Forestry and Natural Environment Management	Zianis Dimitrios	Assoc.	unmatched	high	low
AUA	Department of Natural Resources Development & Agricultural Engineering	Dionysios Gasparatos	Prof.	unmatched	unmatched	unmatched
AUA	Department of Natural Resources Development & Agricultural Engineering	Georgios Kargas	Prof.	unmatched	unmatched	unmatched
AUA	Department of Natural Resources Development & Agricultural Engineering	Nikolaos Derkas	Prof.	unmatched	unmatched	unmatched
AUA	Department of Natural Resources Development & Agricultural Engineering	Panagiotis Panagakis	Prof.	unmatched	unmatched	unmatched
AUA	Department of Natural Resources Development & Agricultural Engineering	Paraskevi Lontra	Assoc.	unmatched	unmatched	unmatched
AUTH	School of Agriculture	Bilias Fotios	Asst.	low	unmatched	low
AUTH	School of Agriculture	Chatzilazarou Stefanos	Assoc.	unmatched	unmatched	high
AUTH	School of Agriculture	Fragkos Vasileios	Prof.	low	unmatched	high
AUTH	School of Agriculture	Gkolia Evangelia	Prof.	unmatched	unmatched	low
AUTH	School of Agriculture	Kanelis Dimitrios	Asst.	unmatched	high	low
AUTH	School of Agriculture	Kapranas Apostolos	Assoc.	unmatched	high	medium
AUTH	School of Agriculture	Karaoglanidis Georgios	Prof.	low	high	low
AUTH	School of Agriculture	Karpouzos Dimitrios	Prof.	low	high	low
AUTH	School of Agriculture	Kati Vaia	Asst.	unmatched	unmatched	unmatched

Univ.	Department	Member	Grade	GS conf.	OA conf.	S2 conf.
AUTH	School of Agriculture	Katsanidis Evgenios	Prof.	unmatched	unmatched	low
AUTH	School of Agriculture	Koulousis Nikolaos	Prof.	unmatched	high	high
AUTH	School of Agriculture	Menexes Georgios	Prof.	unmatched	high	medium
AUTH	School of Agriculture	Michailidou Alexandra - Maria	Prof.	unmatched	high	low
AUTH	School of Agriculture	Molasiotis Athanasios	Prof.	unmatched	high	low
AUTH	School of Agriculture	Natos Dimitrios	Assoc.	unmatched	high	medium
AUTH	School of Agriculture	Ompeintat Eirini Nianiou -	Prof.	unmatched	unmatched	unmatched
AUTH	School of Agriculture	Ordoudi Stergiani	Assoc.	unmatched	unmatched	low
AUTH	School of Agriculture	Panagopoulos Ioannis	Asst.	medium	unmatched	medium
AUTH	School of Agriculture	Pantazi Xanthoula Eirini	Assoc.	unmatched	high	low
AUTH	School of Agriculture	Polydoras-Polydoros Alexios	Prof.	unmatched	unmatched	unmatched
AUTH	School of Agriculture	Tananaki Chrysoula	Prof.	unmatched	high	low
AUTH	School of Agriculture	Tsakiridou Evthymia	Prof.	unmatched	unmatched	low
AUTH	School of Agriculture	Tsialtas Ioannis	Prof.	unmatched	high	medium
AUTH	School of Agriculture	Tsouvaltzis Pavlos	Assoc.	unmatched	high	low
AUTH	School of Agriculture	Ypsilantis Ioannis	Prof.	unmatched	unmatched	low
AUTH	School of Biology	Antoniadou Chrysanthi	Asst.	low	high	low
AUTH	School of Biology	Antonopoulou Evthymia	Prof.	unmatched	unmatched	unmatched
AUTH	School of Biology	Argyropoulou Maria	Assoc.	unmatched	unmatched	medium
AUTH	School of Biology	Bompori Dimitra	Prof.	unmatched	unmatched	unmatched
AUTH	School of Biology	Chanlidou Evfrosyni	Asst.	unmatched	unmatched	unmatched
AUTH	School of Biology	Gioulatos Dionysios	Prof.	unmatched	unmatched	unmatched
AUTH	School of Biology	Gkanias Konstantinos	Prof.	unmatched	unmatched	high
AUTH	School of Biology	Karaiskou Nikoleta	Asst.	unmatched	high	low
AUTH	School of Biology	Karousou Rengina	Assoc.	low	unmatched	low
AUTH	School of Biology	Komis Georgios	Assoc.	unmatched	high	medium
AUTH	School of Biology	Kontogiannis Dimitrios	Prof.	unmatched	unmatched	medium
AUTH	School of Biology	Koromila Theodora	Asst.	unmatched	high	unmatched
AUTH	School of Biology	Kottaridi Christina	Assoc.	unmatched	unmatched	low
AUTH	School of Biology	Mosialos Georgios	Prof.	low	unmatched	low
AUTH	School of Biology	Panteris Emmanouil-Nikolaos	Prof.	unmatched	high	medium
AUTH	School of Biology	Papatheodorou Evfimia	Prof.	unmatched	unmatched	low
AUTH	School of Biology	Psatha Nikoleta	Asst.	low	unmatched	low
AUTH	School of Biology	Sagonas Konstantinos	Asst.	unmatched	high	medium
AUTH	School of Biology	Tsikliras Athanasios	Prof.	low	unmatched	low
AUTH	School of Forestry and Natural Environment	Avraam Eleni	Prof.	unmatched	unmatched	low
AUTH	School of Forestry and Natural Environment	Dimitrakopoulos Alexandros	Prof.	unmatched	high	high
AUTH	School of Forestry and Natural Environment	Giakoulaki Maria	Prof.	unmatched	unmatched	high
AUTH	School of Forestry and Natural Environment	Gkanatsas Petros	Prof.	unmatched	unmatched	low
AUTH	School of Forestry and Natural Environment	Karatasiou Maria	Prof.	low	unmatched	low
AUTH	School of Forestry and Natural Environment	Kastridis Aristeidis	Asst.	low	high	unmatched
AUTH	School of Forestry and Natural Environment	Kokkinakis Antonios	Prof.	low	high	low
AUTH	School of Forestry and Natural Environment	Nanos Nikolaos	Assoc.	low	unmatched	medium
AUTH	School of Forestry and Natural Environment	Panagiotidis Sampson	Prof.	unmatched	unmatched	high
AUTH	School of Forestry and Natural Environment	Papaioannou Athanasios	Prof.	unmatched	high	medium
AUTH	School of Forestry and Natural Environment	Parisi Zoi	Prof.	unmatched	unmatched	high
AUTH	School of Forestry and Natural Environment	Stavrakoudis Dimitrios	Asst.	unmatched	high	low
AUTH	School of Forestry and Natural Environment	Tampakis Stylianos	Prof.	unmatched	unmatched	unmatched
AUTH	School of Forestry and Natural Environment	Theodoropoulos Konstantinos	Prof.	unmatched	high	medium
AUTH	School of Forestry and Natural Environment	Tsaktsira Maria	Prof.	unmatched	unmatched	low
AUTH	School of Forestry and Natural Environment	Tsoulfa Parthena	Prof.	unmatched	unmatched	unmatched
AUTH	School of Forestry and Natural Environment	Vogiatzis Moschos	Asst.	unmatched	unmatched	medium
AUTH	School of Veterinary Medicine	Adamama-Moraitou Aikaterini	Prof.	unmatched	unmatched	unmatched
AUTH	School of Veterinary Medicine	Anagnostou Tilemachos	Prof.	low	high	low
AUTH	School of Veterinary Medicine	Angelidis Panagiotis	Prof.	unmatched	high	high
AUTH	School of Veterinary Medicine	Angelopoulou Aikaterini	Prof.	unmatched	unmatched	low
AUTH	School of Veterinary Medicine	Basioura Athina	Asst.	low	high	medium
AUTH	School of Veterinary Medicine	Batzias Georgios	Prof.	unmatched	high	low
AUTH	School of Veterinary Medicine	Bekiari Chrysanthi	Asst.	unmatched	high	medium
AUTH	School of Veterinary Medicine	Diakakis Nikolaos	Prof.	low	high	low
AUTH	School of Veterinary Medicine	Dori Ioanna	Prof.	low	high	medium
AUTH	School of Veterinary Medicine	Exarchopoulos Stylianos	Asst.	unmatched	unmatched	unmatched
AUTH	School of Veterinary Medicine	Farmaki Ourania	Asst.	unmatched	high	high
AUTH	School of Veterinary Medicine	Filippitzi Maria Eleni	Asst.	unmatched	high	low
AUTH	School of Veterinary Medicine	Fletouris Dimitrios	Prof.	unmatched	high	low
AUTH	School of Veterinary Medicine	Giannenas Ilias	Assoc.	unmatched	high	low
AUTH	School of Veterinary Medicine	Karagiannis Isidoros	Asst.	unmatched	high	high
AUTH	School of Veterinary Medicine	Katsoulos Panagiotis-Dimitrios	Assoc.	unmatched	high	low
AUTH	School of Veterinary Medicine	Kazakos Georgios	Prof.	unmatched	high	unmatched
AUTH	School of Veterinary Medicine	Kiosis Evangelos	Prof.	unmatched	high	unmatched
AUTH	School of Veterinary Medicine	Komninou Anastasia	Prof.	unmatched	high	low
AUTH	School of Veterinary Medicine	Mylonakis Matthaios	Prof.	unmatched	unmatched	low
AUTH	School of Veterinary Medicine	Nikolaidis Evstathios	Assoc.	unmatched	unmatched	low
AUTH	School of Veterinary Medicine	Oikonomou Evangelos	Assoc.	unmatched	unmatched	low
AUTH	School of Veterinary Medicine	Papadimitriou Serafeim	Prof.	unmatched	unmatched	unmatched
AUTH	School of Veterinary Medicine	Papadopoulos Georgios	Assoc.	unmatched	high	medium
AUTH	School of Veterinary Medicine	Papadopoulos Ilias	Prof.	unmatched	high	medium
AUTH	School of Veterinary Medicine	Papadopoulou Paraskevi	Assoc.	medium	high	medium

Univ.	Department	Member	Grade	GS conf.	OA conf.	S2 conf.
AUTH	School of Veterinary Medicine	Papageorgiou Konstantinos	Asst.	unmatched	high	medium
AUTH	School of Veterinary Medicine	Papapanagiotou Ilias	Assoc.	unmatched	unmatched	unmatched
AUTH	School of Veterinary Medicine	Papazoglou Lyssimachos	Prof.	low	high	low
AUTH	School of Veterinary Medicine	Patsikas Michail	Prof.	unmatched	high	medium
AUTH	School of Veterinary Medicine	Pavlidou Kyriaki	Asst.	low	unmatched	medium
AUTH	School of Veterinary Medicine	Polyzopoulou Zoi	Prof.	low	high	low
AUTH	School of Veterinary Medicine	Poutachidis Theofilos	Prof.	unmatched	high	low
AUTH	School of Veterinary Medicine	Prasinos Nikitas	Prof.	unmatched	unmatched	unmatched
AUTH	School of Veterinary Medicine	Psarra Theofano	Lect.	unmatched	high	low
AUTH	School of Veterinary Medicine	Sachana Magdalini	Asst.	unmatched	high	low
AUTH	School of Veterinary Medicine	Soumpasis Nektarios	Assoc.	unmatched	unmatched	unmatched
AUTH	School of Veterinary Medicine	Stylianaki Ioanna	Asst.	unmatched	high	unmatched
AUTH	School of Veterinary Medicine	Tassis Panagiotis	Assoc.	unmatched	high	low
AUTH	School of Veterinary Medicine	Tsantarliotou Maria	Prof.	unmatched	high	unmatched
AUTH	School of Veterinary Medicine	Tsigkotzidou Anastasia	Prof.	unmatched	unmatched	unmatched
AUTH	School of Veterinary Medicine	Tsiouris Vasileios	Prof.	unmatched	high	low
AUTH	School of Veterinary Medicine	Tsokana Konstantina	Asst.	unmatched	unmatched	low
AUTH	School of Veterinary Medicine	Tzika Eleni	Prof.	unmatched	high	low
AUTH	School of Veterinary Medicine	Valergakis Georgios	Prof.	unmatched	high	medium
AUTH	School of Veterinary Medicine	Ververidis Charalampos	Assoc.	unmatched	high	unmatched
AUTH	School of Veterinary Medicine	Zampouli Danai Aimilia	Asst.	unmatched	unmatched	unmatched
AUTH	School of Veterinary Medicine	Zervos Ioannis	Assoc.	unmatched	high	low
DUTH	Department of Agricultural Development	Alexopoulos Athanasios	Prof.	low	high	medium
DUTH	Department of Agricultural Development	Broufas Georgios	Prof.	unmatched	high	low
DUTH	Department of Agricultural Development	Sinapidou Evangelia	Prof.	low	high	low
DUTH	Department of Agricultural Development	Thalassinos Georgios	Asst.	unmatched	unmatched	low
DUTH	Department of Forestry and Management of the Environment and of Natural Resources	Kitikidou Kyriaki	Prof.	unmatched	high	low
DUTH	Department of Forestry and Management of the Environment and of Natural Resources	Korakis Georgios	Assoc.	unmatched	high	medium
DUTH	Department of Forestry and Management of the Environment and of Natural Resources	Milios Elias	Prof.	unmatched	high	low
DUTH	Department of Forestry and Management of the Environment and of Natural Resources	Papaioannou George	Assoc.	unmatched	high	medium
DUTH	Department of Forestry and Management of the Environment and of Natural Resources	Tsatiris Michail	Asst.	unmatched	unmatched	low
DUTH	Department of Molecular Biology and Genetics	Alexis Galanis	Prof.	unmatched	high	low
DUTH	Department of Molecular Biology and Genetics	Georgios Skavdis	Assoc.	unmatched	unmatched	unmatched
DUTH	Department of Molecular Biology and Genetics	Giannoulis Fakis	Assoc.	unmatched	high	unmatched
DUTH	Department of Molecular Biology and Genetics	Ioannis Kourkoutas	Prof.	unmatched	unmatched	unmatched
DUTH	Department of Molecular Biology and Genetics	Katerina Palaiologou	Asst.	unmatched	unmatched	unmatched
DUTH	Department of Molecular Biology and Genetics	Maria Alexiou – Chatzaki	Prof.	medium	unmatched	unmatched
DUTH	Department of Molecular Biology and Genetics	Maria Koffa	Prof.	unmatched	unmatched	unmatched
DUTH	Department of Molecular Biology and Genetics	Marirena Grigoriou	Prof.	unmatched	unmatched	unmatched
DUTH	Department of Molecular Biology and Genetics	Nikolaos Glykos	Assoc.	unmatched	unmatched	unmatched
DUTH	Department of Molecular Biology and Genetics	Rafail Sandaltzopoulos	Prof.	unmatched	unmatched	low
DUTH	Department of Molecular Biology and Genetics	Sotiria Boukouvala	Assoc.	unmatched	high	unmatched
DUTH	Department of Viticulture and Oenology	Epilexte Ti Glossa Sas	Asst.	unmatched	unmatched	unmatched
DUTH	Department of Viticulture and Oenology	Gkanatsios Vasileios	Asst.	unmatched	unmatched	unmatched
DUTH	Department of Viticulture and Oenology	Karampatea Aikaterini	Asst.	unmatched	high	low
DUTH	Department of Viticulture and Oenology	Karapatzak Elevtherios	Asst.	unmatched	unmatched	low
DUTH	Department of Viticulture and Oenology	Skenti Antriana	Prof.	unmatched	unmatched	unmatched
HMU	Department of Agriculture	Alyssandrakis Elevtherios	Asst.	unmatched	unmatched	unmatched
HMU	Department of Agriculture	Dragasaki Magdalini	Asst.	unmatched	unmatched	unmatched
HMU	Department of Agriculture	Kolioradakis Georgios	Lect.	unmatched	high	high
HMU	Department of Agriculture	Kontaxakis Emmanouil	Asst.	unmatched	high	low
HMU	Department of Agriculture	Krigkas Nikolaos	Prof.	unmatched	unmatched	unmatched
HMU	Department of Agriculture	Loulakakis Konstantinos	Prof.	unmatched	high	low
HMU	Department of Agriculture	Makris Dimitrios	Prof.	unmatched	unmatched	medium
HMU	Department of Agriculture	Manios Thrasyvoulos	Prof.	unmatched	unmatched	low
HMU	Department of Agriculture	Martini Aikaterini	Assoc.	unmatched	unmatched	low
HMU	Department of Agriculture	Nektarios Panagiotis	Prof.	unmatched	unmatched	low
IHU	Department of Agriculture	Angelopoulos Stamatis	Prof.	unmatched	high	low
IHU	Department of Agriculture	Avdikos Ilias	Asst.	unmatched	high	medium
IHU	Department of Agriculture	Chatzidimopoulos Michalis	Asst.	unmatched	unmatched	medium
IHU	Department of Agriculture	Chatziplis Dimitrios	Prof.	unmatched	high	low
IHU	Department of Agriculture	Dichala Olga	Asst.	unmatched	high	medium
IHU	Department of Agriculture	Dimitriadis Christos	Assoc.	unmatched	high	low
IHU	Department of Agriculture	Founta Anastasia	Prof.	low	high	low
IHU	Department of Agriculture	Karagiannidis Nikitas	Prof.	unmatched	high	low
IHU	Department of Agriculture	Karypidis Fillipos	Prof.	unmatched	unmatched	unmatched
IHU	Department of Agriculture	Lagka Vasiliki	Prof.	unmatched	high	low
IHU	Department of Agriculture	Lymperopoulos Aristotelis	Prof.	unmatched	high	low
IHU	Department of Agriculture	Manolopoulos Ioannis	Prof.	medium	unmatched	low
IHU	Department of Agriculture	Navrozidis Emmanouil	Prof.	unmatched	high	medium
IHU	Department of Agriculture	Pavloudi Alexandra	Prof.	unmatched	high	low
IHU	Department of Agriculture	Tampakis Nikolaos	Prof.	unmatched	unmatched	unmatched
IHU	Department of Agriculture	Teloglou Ilias	Assoc.	unmatched	high	low
IHU	Department of Agriculture	Tzikas Zissis	Asst.	low	high	medium
IHU	Department of Food Science and Technology	Dimitreli Georgia	Prof.	unmatched	high	low

Univ.	Department	Member	Grade	GS conf.	OA conf.	S2 conf.
IHU	Department of Food Science and Technology	Goulas Athanasios	Assoc.	unmatched	high	medium
IHU	Department of Food Science and Technology	Imsiridou Anastasia	Prof.	unmatched	high	low
IHU	Department of Food Science and Technology	Kapnisti Maria	Asst.	unmatched	high	low
IHU	Department of Food Science and Technology	Kotsiou Kali	Asst.	medium	high	medium
IHU	Department of Food Science and Technology	Marinopoulou Anna	Asst.	unmatched	high	low
IHU	Department of Food Science and Technology	Moriki Amalia	Prof.	unmatched	high	low
IHU	Department of Food Science and Technology	Papastergiadis Efthymios	Prof.	unmatched	unmatched	low
IONIO	Department of Environment	Gkrilla Eleni	Asst.	unmatched	unmatched	unmatched
IONIO	Department of Environment	Kampasi Aikaterini	Prof.	unmatched	unmatched	low
IONIO	Department of Environment	Mamoutos Ioannis	Asst.	medium	unmatched	low
IONIO	Department of Environment	Panagiotaras Dionysios	Assoc.	unmatched	unmatched	low
IONIO	Department of Environment	Poirazidis Konstantinos	Prof.	low	high	low
IONIO	Department of Food Science and Technology	Kopsacheilis Nikolaos	Prof.	unmatched	unmatched	unmatched
IONIO	Department of Food Science and Technology	Moustakas Antonios	Assoc.	unmatched	unmatched	low
IONIO	Department of Food Science and Technology	Samaras Ioannis	Prof.	unmatched	unmatched	high
IONIO	Department of Food Science and Technology	Skotti Evstathia	Asst.	unmatched	unmatched	low
NKUA	Department of Agricultural Development, Agrofood and Management of Natural Resources	Antonis Balntoukas	Prof.	unmatched	unmatched	unmatched
NKUA	Department of Agricultural Development, Agrofood and Management of Natural Resources	Athanasios Tsovolos	Lect.	unmatched	unmatched	low
NKUA	Department of Agricultural Development, Agrofood and Management of Natural Resources	Chimeia Trofimon	Asst.	unmatched	unmatched	unmatched
NKUA	Department of Agricultural Development, Agrofood and Management of Natural Resources	Chimeia/ Technologies Ylikon	Prof.	unmatched	unmatched	unmatched
NKUA	Department of Agricultural Development, Agrofood and Management of Natural Resources	Eleni Xarcha	Lect.	unmatched	unmatched	unmatched
NKUA	Department of Agricultural Development, Agrofood and Management of Natural Resources	Georgia Akriveias/Aeiforiki Paragogi	Asst.	unmatched	unmatched	unmatched
NKUA	Department of Agricultural Development, Agrofood and Management of Natural Resources	Ioannis Doukas	Asst.	medium	unmatched	unmatched
NKUA	Department of Agricultural Development, Agrofood and Management of Natural Resources	Michalis Loupis	Assoc.	unmatched	unmatched	unmatched
NKUA	Department of Agricultural Development, Agrofood and Management of Natural Resources	Navsika Papageorgiou	Asst.	unmatched	unmatched	unmatched
NKUA	Department of Agricultural Development, Agrofood and Management of Natural Resources	Nikolaos Afratis	Asst.	unmatched	high	unmatched
NKUA	Department of Agricultural Development, Agrofood and Management of Natural Resources	Nikolaos Orfanoudakis	Prof.	unmatched	high	unmatched
NKUA	Department of Agricultural Development, Agrofood and Management of Natural Resources	Olga Arvaniti	Asst.	unmatched	high	low
NKUA	Department of Agricultural Development, Agrofood and Management of Natural Resources	Perivallontiki Analysi	Asst.	unmatched	unmatched	unmatched
NKUA	Department of Agricultural Development, Agrofood and Management of Natural Resources	Perivallontiki Michaniki	Lect.	unmatched	unmatched	unmatched
NKUA	Department of Agricultural Development, Agrofood and Management of Natural Resources	Pistopoiisi Egkatastaseon	Prof.	unmatched	unmatched	unmatched
NKUA	Department of Agricultural Development, Agrofood and Management of Natural Resources	Theodoros Zachariadis	Prof.	unmatched	high	unmatched
NKUA	Department of Agricultural Development, Agrofood and Management of Natural Resources	Vasilis Stathopoulos	Prof.	unmatched	unmatched	unmatched
NKUA	Department of Agricultural Development, Agrofood and Management of Natural Resources	Viochimeia/Moriaki Viologia	Asst.	unmatched	unmatched	unmatched
NKUA	Department of Agricultural Development, Agrofood and Management of Natural Resources	Viomichanikes Egkatastaseis /a.p.e.	Assoc.	unmatched	unmatched	unmatched
NKUA	Department of Biology	Alexopoulos Charalampos N.	Asst.	unmatched	high	unmatched
NKUA	Department of Biology	Charalampidis Kosmas	Prof.	unmatched	unmatched	low
NKUA	Department of Biology	Chatzinikolaou Dimitrios	Prof.	unmatched	unmatched	unmatched
NKUA	Department of Biology	Dentos Skarlatos	Prof.	unmatched	unmatched	unmatched
NKUA	Department of Biology	Diallinas Georgios	Prof.	unmatched	high	low
NKUA	Department of Biology	Evthymiopoulos Spyros	Prof.	unmatched	unmatched	unmatched
NKUA	Department of Biology	Kathigites Anaplirotes	Assoc.	unmatched	unmatched	unmatched
NKUA	Department of Biology	Konstantinidis Theofanis	Prof.	unmatched	unmatched	unmatched
NKUA	Department of Biology	Pafilis Panagiotis	Prof.	unmatched	high	low
NKUA	Department of Biology	Papazafeiri Panagiota	Assoc.	unmatched	unmatched	unmatched
NKUA	Department of Biology	Parmakelis Aristeidis	Prof.	low	unmatched	medium
NKUA	Department of Biology	Samakovli Despoina S.	Asst.	unmatched	high	high
NKUA	Department of Biology	Skorilas Andreas	Prof.	unmatched	unmatched	low
NKUA	Department of Biology	Triantis Konstantinos	Prof.	unmatched	unmatched	low
NKUA	Department of Biology	Tsitsiloni Ourania	Prof.	low	high	low
NKUA	Department of Biology	Valakos Evstratios D.	Prof.	unmatched	high	unmatched
NKUA	Department of Biology	Vasilakopoulou Dido	Prof.	unmatched	unmatched	unmatched
NKUA	Department of Biology	Zoidakis Ieronymos	Asst.	unmatched	high	low
UAegean	Department of Environment	Akriotis Triantafyllos	Asst.	unmatched	high	low
UAegean	Department of Environment	Botetzagias Iosif	Prof.	unmatched	high	high
UAegean	Department of Environment	Dimitrakopoulos Panagiotis	Prof.	unmatched	unmatched	medium
UAegean	Department of Environment	Lekkas Dimitris Fragkiskos	Prof.	low	high	low
UAegean	Department of Environment	Troumpis Andreas	Prof.	unmatched	unmatched	unmatched
UAegean	Department of Environment	Zevgolis Ioannis G.	Asst.	unmatched	unmatched	low
UAegean	Department of Food Science and Nutrition	Bountziouka Vasiliki	Assoc.	low	unmatched	low
UAegean	Department of Food Science and Nutrition	Giagkinis Konstantinos	Prof.	unmatched	unmatched	unmatched
UAegean	Department of Food Science and Nutrition	Gkiaouris Evstathios	Prof.	unmatched	unmatched	unmatched
UAegean	Department of Food Science and Nutrition	Ioannou Zacharias	Asst.	unmatched	high	low
UAegean	Department of Food Science and Nutrition	Kaloudis Evstathios	Assoc.	unmatched	unmatched	low
UAegean	Department of Food Science and Nutrition	Karantonis Charalampos	Assoc.	unmatched	high	low
UAegean	Department of Food Science and Nutrition	Nasopoulou Konstantina	Asst.	unmatched	unmatched	unmatched

Univ.	Department	Member	Grade	GS conf.	OA conf.	S2 conf.
UAegean	Department of Food Science and Nutrition	Poulios Evthymios	Asst.	unmatched	unmatched	unmatched
UAegean	Department of Food Science and Nutrition	Sarris Dimitrios	Assoc.	unmatched	high	medium
UAegean	Department of Food Science and Nutrition	Tsetsos Fotios	Asst.	unmatched	unmatched	low
UNIWA	Department of Food Science and Technology	Chouchoula Dimitra Kathigitria	Prof.	unmatched	unmatched	unmatched
UNIWA	Department of Food Science and Technology	Dzimani Athina Epikouros	Asst.	unmatched	unmatched	unmatched
UNIWA	Department of Food Science and Technology	Kanellou Anastasia Kathigitria	Prof.	low	high	medium
UNIWA	Department of Food Science and Technology	Kritsi Evtychia Epikouri	Asst.	unmatched	unmatched	low
UNIWA	Department of Food Science and Technology	Letsiou Sofia Epikouri	Asst.	unmatched	unmatched	medium
UNIWA	Department of Food Science and Technology	Sinanoglou Vasileia Kathigitria	Prof.	unmatched	unmatched	low
UNIWA	Department of Food Science and Technology	Tsakali Evstathia Anaplirotria	Assoc.	unmatched	unmatched	low
UNIWA	Department of Food Science and Technology	Tsiaka Thaleia Epikouri	Asst.	unmatched	unmatched	low
UNIWA	Department of Wine, Vine and Beverage Sciences	Chatzilazarou Archontoula,	Prof.	low	unmatched	unmatched
UNIWA	Department of Wine, Vine and Beverage Sciences	Dourtoglou Evthalia,	Assoc.	unmatched	unmatched	unmatched
UNIWA	Department of Wine, Vine and Beverage Sciences	Kousisi Elisavet Anaplirotria	Assoc.	unmatched	unmatched	unmatched
UNIWA	Department of Wine, Vine and Beverage Sciences	Niki Maragkou Epikouri	Asst.	unmatched	unmatched	low
UNIWA	Department of Wine, Vine and Beverage Sciences	Panagiotis E. Kaldis	Prof.	unmatched	unmatched	unmatched
UNIWA	Department of Wine, Vine and Beverage Sciences	Paraskevopoulos Ioannis,	Prof.	unmatched	high	medium
UPatras	Department of Agriculture	Bourantas Georgios	Asst.	unmatched	high	medium
UPatras	Department of Agriculture	Lykokanellos Georgios	Asst.	unmatched	high	low
UPatras	Department of Agriculture	Papadaki Maria	Prof.	medium	high	medium
UPatras	Department of Agriculture	Salachas Georgios	Prof.	low	high	low
UPatras	Department of Agriculture	Zervoudakis Giorgos	Assoc.	unmatched	unmatched	low
UPatras	Department of Biology	Aikaterini Dermon	Prof.	unmatched	unmatched	unmatched
UPatras	Department of Biology	Alexios Ramfos	Assoc.	unmatched	unmatched	unmatched
UPatras	Department of Biology	Eirini Margiolaki	Prof.	unmatched	unmatched	unmatched
UPatras	Department of Biology	Evanthia Papastergiadou	Prof.	unmatched	unmatched	unmatched
UPatras	Department of Biology	Galateia Kallergi	Assoc.	unmatched	unmatched	unmatched
UPatras	Department of Biology	Georgia Petropoulou	Assoc.	unmatched	unmatched	unmatched
UPatras	Department of Biology	Georgios Angelis	Prof.	unmatched	unmatched	unmatched
UPatras	Department of Biology	Georgios Grammatikopoulos	Assoc.	unmatched	unmatched	unmatched
UPatras	Department of Biology	Giorgos Adamidis	Asst.	unmatched	unmatched	unmatched
UPatras	Department of Biology	Giorgos Mitsainas	Asst.	unmatched	unmatched	unmatched
UPatras	Department of Biology	Ioannis Vasilopoulos	Asst.	unmatched	unmatched	high
UPatras	Department of Biology	Karmen Andrikou	Asst.	unmatched	unmatched	low
UPatras	Department of Biology	Karolos-Foivos Bormpolis	Asst.	unmatched	unmatched	unmatched
UPatras	Department of Biology	Konstantinos Batargias	Assoc.	unmatched	unmatched	unmatched
UPatras	Department of Biology	Konstantinos Koutsikopoulos	Prof.	unmatched	unmatched	unmatched
UPatras	Department of Biology	Nikolaos Panagopoulos	Asst.	unmatched	high	high
UPatras	Department of Biology	Panagiotis Dimopoulos Dion.	Prof.	unmatched	unmatched	unmatched
UPatras	Department of Biology	Sinos Gkiokas	Prof.	unmatched	unmatched	unmatched
UPatras	Department of Fisheries and Aquaculture	Gnardellis Charalampos	Prof.	low	unmatched	low
UPatras	Department of Fisheries and Aquaculture	Katselis Georgios	Prof.	unmatched	high	low
UPatras	Department of Fisheries and Aquaculture	Nikolaos Vlachos G.	Asst.	unmatched	unmatched	unmatched
UPatras	Department of Fisheries and Aquaculture	Poulos Konstantinos	Asst.	unmatched	high	low
UPatras	Department of Fisheries and Aquaculture	Theodorou Ioannis	Prof.	unmatched	unmatched	medium
UPatras	Department of Food Science and Technology	Karampagias Ioannis	Assoc.	unmatched	unmatched	unmatched
UPatras	Department of Food Science and Technology	Kechagias Georgios	Prof.	unmatched	unmatched	medium
UPatras	Department of Sustainable Agriculture	Karamanis Dimitrios	Prof.	unmatched	high	low
UPatras	Department of Sustainable Agriculture	Koutelieris Fragkiskos	Prof.	unmatched	unmatched	low
UPatras	Department of Sustainable Agriculture	Tsiamis Georgios	Prof.	unmatched	high	low
UPatras	Department of Sustainable Agriculture	Zotos Anastasios	Assoc.	low	high	low
UThessaly	Department of Agriculture, Crop Production and Rural Environment	Athanasiou Christos	Prof.	unmatched	unmatched	medium
UThessaly	Department of Agriculture, Crop Production and Rural Environment	Dalli Nikoletta	Asst.	unmatched	unmatched	low
UThessaly	Department of Agriculture, Crop Production and Rural Environment	Danalatos Nikolaos	Prof.	unmatched	high	low
UThessaly	Department of Agriculture, Crop Production and Rural Environment	Gkortzi Olga	Prof.	unmatched	high	high
UThessaly	Department of Agriculture, Crop Production and Rural Environment	Kylisi Stin Koryfi	Asst.	unmatched	unmatched	unmatched
UThessaly	Department of Agriculture, Crop Production and Rural Environment	Levizou Evthymia	Prof.	unmatched	unmatched	low
UThessaly	Department of Agriculture, Crop Production and Rural Environment	Lykas Christos	Prof.	unmatched	high	low
UThessaly	Department of Agriculture, Crop Production and Rural Environment	Nanos D. Georgios	Prof.	unmatched	high	unmatched
UThessaly	Department of Agriculture, Crop Production and Rural Environment	Petropoulos Spyridon	Prof.	low	high	low
UThessaly	Department of Agriculture, Crop Production and Rural Environment	Sfoungaris Athanasios	Prof.	unmatched	unmatched	low
UThessaly	Department of Agriculture, Crop Production and Rural Environment	Tsiropoulos Nikolaos	Prof.	unmatched	high	medium
UThessaly	Department of Agriculture, Crop Production and Rural Environment	Vangelas Ioannis	Assoc.	unmatched	unmatched	unmatched
UThessaly	Department of Agriculture, Crop Production and Rural Environment	Vlontzos Georgios	Prof.	low	high	low
UThessaly	Department of Agrotechnology	Ardevtikis Michanikis	Prof.	unmatched	unmatched	unmatched
UThessaly	Department of Agrotechnology	Avtomatismon Kai Evfyous Georgias	Asst.	unmatched	unmatched	unmatched
UThessaly	Department of Agrotechnology	Efarmosmenis Thermodynamikis	Asst.	unmatched	unmatched	unmatched
UThessaly	Department of Agrotechnology	Georgia Akriveias	Assoc.	unmatched	unmatched	unmatched
UThessaly	Department of Agrotechnology	Georgikis Entomologias	Prof.	unmatched	unmatched	unmatched
UThessaly	Department of Agrotechnology	Georgikis Michanikis	Prof.	unmatched	unmatched	unmatched

Univ.	Department	Member	Grade	GS conf.	OA conf.	S2 conf.
UThessaly	Department of Agrotechnology	Gkougkoulias Nikolaos	Prof.	unmatched	unmatched	unmatched
UThessaly	Department of Agrotechnology	Iakovakis Vasileios	Prof.	unmatched	unmatched	medium
UThessaly	Department of Agrotechnology	Iliopoulos Panagiotis	Prof.	medium	high	low
UThessaly	Department of Agrotechnology	Papaioannou Chrysoula	Assoc.	unmatched	unmatched	unmatched
UThessaly	Department of Agrotechnology	Petrotos Konstantinos	Prof.	unmatched	high	medium
UThessaly	Department of Agrotechnology	Raptis Ioannis	Prof.	unmatched	unmatched	medium
UThessaly	Department of Agrotechnology	Stoicheion Michanon	Assoc.	unmatched	unmatched	unmatched
UThessaly	Department of Agrotechnology	Strotos Georgios	Asst.	unmatched	high	low
UThessaly	Department of Agrotechnology	Technitis Noimosynis Stin Georgia	Asst.	unmatched	unmatched	low
UThessaly	Department of Agrotechnology	Vlachogiannis Michalis	Prof.	unmatched	high	low
UThessaly	Department of Animal Science	Meli Dep	Prof.	unmatched	unmatched	low
UThessaly	Department of Animal Science	Papaioannou Angelos	Prof.	low	high	high
UThessaly	Department of Animal Science	Peristeri Vasiliki	Lect.	unmatched	unmatched	low
UThessaly	Department of Animal Science	Spyrou Vasiliki	Prof.	unmatched	high	unmatched
UThessaly	Department of Biochemistry and Biotechnology	Aikaterini Moutou	Prof.	unmatched	unmatched	unmatched
UThessaly	Department of Biochemistry and Biotechnology	Aimilia Zifa	Asst.	unmatched	unmatched	unmatched
UThessaly	Department of Biochemistry and Biotechnology	Anastasia Kantsadi	Asst.	unmatched	unmatched	low
UThessaly	Department of Biochemistry and Biotechnology	Antonios Giakountis	Asst.	unmatched	unmatched	unmatched
UThessaly	Department of Biochemistry and Biotechnology	Dimitrios Komiotis	Prof.	unmatched	unmatched	high
UThessaly	Department of Biochemistry and Biotechnology	Dimitrios Leonidas	Prof.	unmatched	unmatched	unmatched
UThessaly	Department of Biochemistry and Biotechnology	Dimitrios Mosialos	Prof.	unmatched	unmatched	unmatched
UThessaly	Department of Biochemistry and Biotechnology	Grigorios Amoutzias	Prof.	unmatched	unmatched	unmatched
UThessaly	Department of Biochemistry and Biotechnology	Kalliopi Papadopoulou	Prof.	unmatched	unmatched	high
UThessaly	Department of Biochemistry and Biotechnology	Konstantinos Matthiopoulos	Prof.	unmatched	unmatched	unmatched
UThessaly	Department of Biochemistry and Biotechnology	Persefoni Giannouli	Assoc.	unmatched	unmatched	unmatched
UThessaly	Department of Biochemistry and Biotechnology	Zisis Mamouris	Prof.	unmatched	unmatched	low
UThessaly	Department of Environment	Aikaterini Souflia	Asst.	unmatched	unmatched	unmatched
UThessaly	Department of Environment	Dimitris Papanastasiou	Assoc.	unmatched	high	unmatched
UThessaly	Department of Environment	Evthymios Providas	Prof.	unmatched	unmatched	unmatched
UThessaly	Department of Environment	Konstantinos Kakavas	Assoc.	unmatched	high	high
UThessaly	Department of Environment	Michalis Sykiotis	Assoc.	unmatched	unmatched	unmatched
UThessaly	Department of Environment	Vasiliki Kapralou	Lect.	unmatched	unmatched	unmatched
UThessaly	Department of Environment	Zacharoula Kyriakopoulou	Prof.	unmatched	unmatched	low
UThessaly	Department of Food Science and Nutrition	Makris Dimitris	Assoc.	unmatched	high	unmatched
UThessaly	Department of Food Science and Nutrition	Micha Eirini	Assoc.	unmatched	unmatched	low
UThessaly	Department of Food Science and Nutrition	Pelaez Martin	Asst.	unmatched	unmatched	unmatched
UThessaly	Department of Forestry, Wood Science and Design	Antonios Karageorgos	Prof.	unmatched	unmatched	unmatched
UThessaly	Department of Forestry, Wood Science and Design	Evthymios Lallas	Assoc.	unmatched	unmatched	unmatched
UThessaly	Department of Forestry, Wood Science and Design	Georgios Aspridis	Prof.	unmatched	high	high
UThessaly	Department of Forestry, Wood Science and Design	Georgios Dalos	Prof.	unmatched	unmatched	unmatched
UThessaly	Department of Forestry, Wood Science and Design	Georgios Mantanis	Prof.	unmatched	unmatched	unmatched
UThessaly	Department of Forestry, Wood Science and Design	Glykeria Karagkouni	Prof.	unmatched	high	high
UThessaly	Department of Forestry, Wood Science and Design	Grigorios Papageorgiou	Prof.	unmatched	high	high
UThessaly	Department of Forestry, Wood Science and Design	Ioannis Kechagias	Prof.	unmatched	unmatched	high
UThessaly	Department of Forestry, Wood Science and Design	Michail Vrachnakis	Prof.	unmatched	unmatched	low
UThessaly	Department of Veterinary Medicine	Amoiridis Georgios	Prof.	unmatched	unmatched	medium
UThessaly	Department of Veterinary Medicine	Athanasiou Lamprini	Prof.	unmatched	unmatched	unmatched
UThessaly	Department of Veterinary Medicine	Barmpagianni Mariana	Assoc.	unmatched	unmatched	unmatched
UThessaly	Department of Veterinary Medicine	Doukas Dimitrios	Asst.	unmatched	high	unmatched
UThessaly	Department of Veterinary Medicine	Flouraki Evgenia	Assoc.	low	high	low
UThessaly	Department of Veterinary Medicine	Fthenakis Georgios	Prof.	unmatched	high	low
UThessaly	Department of Veterinary Medicine	Gkougkoulis Dimitrios	Assoc.	unmatched	unmatched	high
UThessaly	Department of Veterinary Medicine	Gkouletsou Pagona	Prof.	unmatched	unmatched	unmatched
UThessaly	Department of Veterinary Medicine	Katsoulis Konstantinos	Asst.	unmatched	high	medium
UThessaly	Department of Veterinary Medicine	Kontopidis Georgios	Prof.	unmatched	high	medium
UThessaly	Department of Veterinary Medicine	Leontidis Leonidas	Prof.	unmatched	high	unmatched
UThessaly	Department of Veterinary Medicine	Levkaditis Menelaos	Assoc.	unmatched	unmatched	unmatched
UThessaly	Department of Veterinary Medicine	Lianou Dafni	Asst.	unmatched	unmatched	low
UThessaly	Department of Veterinary Medicine	Manolakou Aikaterini	Asst.	unmatched	high	low
UThessaly	Department of Veterinary Medicine	Mavrogianni Vasiliki	Prof.	unmatched	high	low
UThessaly	Department of Veterinary Medicine	Papakonstantinou Georgios	Asst.	low	high	high
UThessaly	Department of Veterinary Medicine	Papatsiros Vasileios	Prof.	unmatched	high	medium
UThessaly	Department of Veterinary Medicine	Pappas Ioannis	Prof.	unmatched	unmatched	medium
UThessaly	Department of Veterinary Medicine	Sideri Aikaterini	Assoc.	unmatched	high	unmatched
UThessaly	Department of Veterinary Medicine	Valiakos Georgios	Assoc.	unmatched	high	medium
UoC	Department of Biology	Chartes Pk	Prof.	unmatched	unmatched	low
UoC	Department of Biology	Chrisimoi Syndesmoi	Prof.	unmatched	unmatched	unmatched
UoC	Department of Biology	Episkeftheite To Pk	Prof.	unmatched	unmatched	unmatched
UoC	Department of Biology	Garinis Georgios	Prof.	unmatched	high	low
UoC	Department of Biology	Gkizeli Ilektra	Prof.	unmatched	unmatched	unmatched
UoC	Department of Biology	Istoselides: ORCiD Google Scholar	Asst.	unmatched	unmatched	unmatched
UoC	Department of Biology	Karakasis Ioannis	Prof.	unmatched	unmatched	low
UoC	Department of Biology	Pavlos Pavlidis	Prof.	medium	high	unmatched
UoC	Department of Biology	Politiki Cookies	Prof.	unmatched	unmatched	unmatched
UoC	Department of Biology	Pyrintsos Stergios	Prof.	unmatched	unmatched	unmatched
UoC	Department of Biology	Schismenou Evdoxia	Asst.	unmatched	unmatched	unmatched
UoC	Department of Biology	Symvoulevtiko Kentro	Prof.	unmatched	unmatched	unmatched
UoC	Department of Biology	Til. Katalogos P.k	Prof.	unmatched	unmatched	low

Univ.	Department	Member	Grade	GS conf.	OA conf.	S2 conf.
UoC	Department of Biology	Tselepidis Anastasios	Prof.	unmatched	unmatched	low
UoC	Department of Biology	Tzamarias Dimitris	Prof.	unmatched	high	low
UoC	Department of Biology	Vivliothiki Panepistimiou Kritis	Prof.	unmatched	unmatched	unmatched
UoC	Department of Biology	Zachos Georgios	Asst.	unmatched	unmatched	medium
UoI	Department of Agricultural Technology	Bonos Elevtherios	Prof.	unmatched	high	low
UoI	Department of Agricultural Technology	Kantartzis Alexandros	Prof.	unmatched	unmatched	unmatched
UoI	Department of Agricultural Technology	Karipidis Charalampos	Prof.	unmatched	high	unmatched
UoI	Department of Agricultural Technology	Korres Nikolaos	Assoc.	unmatched	unmatched	medium
UoI	Department of Agricultural Technology	Nathanailidis Kosmas	Prof.	unmatched	unmatched	unmatched
UoI	Department of Agricultural Technology	Tsirogiannis Giannis	Prof.	unmatched	high	low
UoI	Department of Agricultural Technology	Vouraki Sotiria	Asst.	unmatched	high	low
UoI	Department of Biological Applications and Technology	Adamidis Konstantinos	Prof.	low	high	low
UoI	Department of Biological Applications and Technology	Giotis Charilaos	Asst.	unmatched	unmatched	unmatched
UoI	Department of Biological Applications and Technology	Karagianni Ira	Assoc.	unmatched	unmatched	unmatched
UoI	Department of Biological Applications and Technology	Katapodis Petros	Assoc.	unmatched	high	low
UoI	Department of Biological Applications and Technology	Kati Vasiliki	Prof.	low	unmatched	unmatched
UoI	Department of Biological Applications and Technology	Lamprakakis Charalampos	Assoc.	unmatched	unmatched	unmatched
UoI	Department of Biological Applications and Technology	Michailidis Theologos	Assoc.	unmatched	unmatched	unmatched
UoI	Department of Biological Applications and Technology	Paramythiotis Spyridon	Asst.	unmatched	unmatched	high
UoI	Department of Biological Applications and Technology	Pilidis Georgios	Prof.	unmatched	high	low
UoI	Department of Biological Applications and Technology	Psarropoulou Aikaterini	Prof.	unmatched	unmatched	medium
UoI	Department of Biological Applications and Technology	Stamatis Charalampos	Prof.	unmatched	unmatched	unmatched
UoI	Department of Biological Applications and Technology	Thyfronitis Georgios	Prof.	unmatched	high	high
UoI	Department of Biological Applications and Technology	Tragka Theoni	Prof.	unmatched	unmatched	unmatched
UoI	Department of Biological Applications and Technology	Trogkanis Anastasios	Prof.	unmatched	unmatched	unmatched
UoP	Department of Food Science and Technology	Agriopoulou Sofia	Asst.	low	high	low
UoP	Department of Food Science and Technology	Farmakis Lampros	Asst.	unmatched	unmatched	low
UoP	Department of Food Science and Technology	Kappos Alexandros	Lect.	unmatched	unmatched	low
UoP	Department of Food Science and Technology	Koutroumpis Fotios	Lect.	unmatched	unmatched	unmatched
UoP	Department of Food Science and Technology	Rekoumi Konstantina	Lect.	unmatched	unmatched	low
UoP	Department of Food Science and Technology	Spiliopoulos Ioakeim	Prof.	low	high	medium
UoP	Department of Food Science and Technology	Xirogiannis Georgios	Lect.	unmatched	high	low
UoWM	Department of Agriculture	Agrotiki Oikonomiki Analysi	Prof.	unmatched	unmatched	unmatched
UoWM	Department of Agriculture	Dalamitra Stergiani	Asst.	unmatched	unmatched	low
UoWM	Department of Agriculture	Genetiki Veltiosi Zoikon Organismon	Asst.	unmatched	unmatched	unmatched
UoWM	Department of Agriculture	Koidou Paraskevi	Prof.	unmatched	unmatched	low
UoWM	Department of Agriculture	Melfou Aikaterini	Prof.	unmatched	unmatched	medium
UoWM	Department of Agriculture	Stoicheia Epikoinonias	Lect.	unmatched	unmatched	unmatched
UoWM	Department of Agriculture	Testempasis Stefanos	Asst.	unmatched	unmatched	low

Appendix C. OpenAlex: complete results of designs A and B, publications 2012-2025

This appendix reports OpenAlex in full, with the same definitions, windows and ranking rules as the Google Scholar results of Section 5, so that every department and area can be read under a second source with its own coverage (Section 3C). Table C1 gives the design-A department statistics per area, Table C2 the design-B department indicators, and Table C3 the top-20 academics per area by the OpenAlex 2012-2025 h-index.

Table C1a. Agricultural sciences: OpenAlex indicators of academics, publications 2012-2025 (design A). Cells give mean (SD) [median]. Departments ordered by mean h.

Department (Univ.)	N	TRS	Publications mean (SD)	Citations mean (SD)	h mean (SD) [median]	Mean i10	Mean m
Department of Natural Resources Development & Agricultural Engineering (AUA)	11	22	73.9 (45.9)	1,779.7 (1,700.8)	20.2 (11.7) [21.0]	32.5	1.361
School of Agriculture (AUTH)	51	64	57.8 (35.7)	1,295.7 (1,078.5)	17.2 (9.0) [18.0]	27.2	1.215
Department of Agriculture, Crop Production and Rural Environment (UThessaly)	21	26	71.2 (77.1)	1,678.6 (2,380.9)	17.1 (14.0) [12.0]	32.8	1.176
Department of Sustainable Agriculture (UPatras)	7	8	69.4 (45.0)	1,349.1 (1,594.9)	16.9 (10.1) [16.0]	25.7	1.327
Department of Agricultural Development (DUTH)	15	15	46.3 (43.5)	1,634.9 (2,210.1)	15.7 (11.9) [13.0]	24.5	1.053
Department of Agricultural Development, Agrofood and Management of Natural Resources (NKUA)	7	25	44.1 (28.1)	1,410.4 (878.6)	15.4 (7.5) [14.0]	20.4	1.181
Department of Crop Science (AUA)	41	50	53.0 (68.3)	1,289.6 (2,627.1)	14.1 (11.9) [13.0]	23.7	1.083
Department of Agriculture (HMU)	16	24	41.9 (38.7)	1,063.0 (1,241.2)	13.2 (10.1) [12.5]	19.2	0.974
Department of Animal Science (AUA)	26	32	44.0 (34.8)	799.2 (698.5)	12.7 (6.8) [12.0]	19.1	0.987
Department of Viticulture and Oenology (DUTH)	3	8	33.7 (12.6)	631.7 (525.5)	12.7 (8.1) [14.0]	18.3	1.000
Department of Agricultural Technology (UoI)	11	14	48.6 (49.4)	1,526.2 (3,436.6)	12.0 (15.7) [7.0]	21.4	0.859
Department of Agriculture (UoWM)	8	16	34.4 (13.5)	596.4 (597.7)	11.5 (6.4) [9.5]	13.0	0.825
Department of Agriculture (UPatras)	13	14	48.5 (46.1)	707.3 (735.0)	10.9 (8.2) [12.0]	16.1	0.861
Department of Animal Science (UThessaly)	12	13	36.5 (22.7)	460.5 (396.8)	9.7 (6.2) [11.5]	12.9	0.803

Department (Univ.)	N	TRS	Publications mean (SD)	Citations mean (SD)	h mean (SD) [median]	Mean i10	Mean m
Department of Agrotechnology (UThessaly)	11	22	27.4 (22.0)	561.1 (685.8)	9.6 (7.6) [7.0]	12.2	0.661
Department of Fisheries and Aquaculture (UPatras)	10	11	34.3 (38.9)	533.3 (782.8)	9.1 (9.0) [6.5]	13.9	0.720
Department of Agriculture (IHU)	28	33	55.8 (161.5)	633.9 (2,021.3)	7.9 (7.5) [5.5]	12.0	0.616

Table C1b. Biology and molecular biosciences: OpenAlex indicators of academics, publications 2012-2025 (design A). Cells give mean (SD) [median]. Departments ordered by mean h.

Department (Univ.)	N	TRS	Publications mean (SD)	Citations mean (SD)	h mean (SD) [median]	Mean i10	Mean m
Department of Biology (NKUA)	24	35	75.2 (75.2)	1,917.4 (2,080.2)	16.0 (12.6) [18.5]	29.8	1.128
Department of Biology (UoC)	12	25	61.9 (74.7)	2,053.1 (2,291.0)	15.5 (11.1) [19.0]	22.8	1.184
Department of Biochemistry and Biotechnology (UThessaly)	9	23	49.9 (56.7)	1,056.4 (1,287.8)	15.1 (11.9) [13.0]	26.1	1.093
Department of Molecular Biology and Genetics (DUTH)	13	23	41.3 (30.6)	1,196.8 (1,498.1)	13.8 (9.9) [11.0]	18.1	0.931
Department of Biotechnology (AUA)	13	20	46.3 (38.7)	671.1 (517.5)	12.5 (7.5) [15.0]	18.5	0.941
School of Biology (AUTH)	27	40	32.9 (36.2)	782.2 (1,187.2)	11.2 (10.2) [10.0]	16.2	0.883
Department of Biological Applications and Technology (UoI)	13	22	34.1 (27.9)	822.2 (900.9)	11.1 (7.3) [10.0]	14.8	0.767
Department of Biology (UPatras)	9	28	24.6 (20.9)	362.0 (406.2)	8.9 (6.6) [7.0]	10.2	0.733

Table C1c. Food science and nutrition: OpenAlex indicators of academics, publications 2012-2025 (design A). Cells give mean (SD) [median]. Departments ordered by mean h.

Department (Univ.)	N	TRS	Publications mean (SD)	Citations mean (SD)	h mean (SD) [median]	Mean i10	Mean m
Department of Food Science and Nutrition (UThessaly)	8	11	67.5 (65.5)	1,457.1 (1,651.9)	17.6 (11.3) [15.0]	37.9	1.286
Department of Food Science and Technology (IONIO)	9	12	38.1 (24.9)	1,482.1 (1,181.0)	16.7 (11.5) [19.0]	23.1	1.202
Department of Food Science and Human Nutrition (AUA)	20	30	65.5 (76.5)	1,674.3 (2,486.9)	16.1 (14.8) [17.0]	32.5	1.162
Department of Wine, Vine and Beverage Sciences (UNIWA)	8	13	35.4 (28.3)	743.6 (786.5)	12.9 (8.1) [12.5]	16.8	0.895
Department of Food Science and Technology (UPatras)	6	7	40.8 (42.3)	780.3 (1,015.7)	11.8 (10.4) [11.0]	17.8	0.947
Department of Food Science and Technology (IHU)	15	16	33.5 (26.9)	577.5 (493.6)	11.8 (5.5) [12.0]	15.1	0.857
Department of Food Science and Technology (UNIWA)	8	16	24.8 (16.7)	572.8 (690.8)	10.9 (5.3) [9.5]	10.6	0.971
Department of Food Science and Nutrition (UAegean)	11	17	32.5 (34.2)	754.1 (786.2)	10.8 (8.5) [11.0]	14.6	0.816
Department of Food Science and Technology (UoP)	9	12	40.9 (79.1)	1,118.2 (2,062.3)	10.6 (12.9) [5.0]	18.4	0.842

Table C1d. Forestry and natural environment: OpenAlex indicators of academics, publications 2012-2025 (design A). Cells give mean (SD) [median]. Departments ordered by mean h.

Department (Univ.)	N	TRS	Publications mean (SD)	Citations mean (SD)	h mean (SD) [median]	Mean i10	Mean m
Department of Forestry and Management of the Environment and of Natural Resources (DUTH)	20	21	50.2 (31.2)	915.4 (922.8)	12.9 (7.3) [11.5]	17.5	0.905
School of Forestry and Natural Environment (AUTH)	25	35	40.0 (35.3)	664.0 (852.3)	10.6 (7.3) [11.0]	14.2	0.755
Department of Forestry and Natural Environment Management (AUA)	8	8	77.2 (105.9)	779.2 (984.6)	9.6 (6.4) [7.5]	10.2	0.755
Department of Forestry, Wood Science and Design (UThessaly)	6	14	37.5 (43.9)	553.2 (909.7)	7.7 (7.8) [6.5]	8.3	0.602

Table C1e. Environment: OpenAlex indicators of academics, publications 2012-2025 (design A). Cells give mean (SD) [median]. Departments ordered by mean h.

Department (Univ.)	N	TRS	Publications mean (SD)	Citations mean (SD)	h mean (SD) [median]	Mean i10	Mean m
Department of Environment (UAegean)	11	12	34.3 (27.3)	824.8 (892.8)	11.6 (8.9) [11.0]	15.6	0.872
Department of Environment (UThessaly)	5	10	32.4 (23.7)	784.2 (769.9)	10.6 (8.8) [14.0]	13.0	0.949
Department of Environment (IONIO)	11	16	31.9 (49.7)	621.3 (1,236.5)	9.0 (9.1) [8.0]	12.8	0.781

Table C1f. Veterinary medicine: OpenAlex indicators of academics, publications 2012-2025 (design A). Cells give mean (SD) [median]. Departments ordered by mean h.

Department (Univ.)	N	TRS	Publications mean (SD)	Citations mean (SD)	h mean (SD) [median]	Mean i10	Mean m
School of Veterinary Medicine (AUTH)	69	83	51.9 (84.0)	910.3 (2,026.0)	11.4 (8.6) [11.0]	18.0	0.835
Department of Veterinary Medicine (UThessaly)	28	36	32.9 (41.0)	449.0 (639.0)	8.1 (6.9) [6.5]	11.2	0.695

Table C2a. Agricultural sciences: OpenAlex documents 2012-2025 per department (design B). Ordered by citations per TRS member.

Department (Univ.)	TRS	No profile	Papers	Citations	Papers/ TRS	Cit./TRS	Cit./paper	Rank cit/TRS (area)	Rank cit/paper (area)	Rank in univ.
Department of Agricultural Development (DUTH)	15	15	576	21493	38.40	1,432.87	37.31	1	1	1
Department of Agriculture, Crop Production and Rural Environment (UThessaly)	26	26	1400	32965	53.85	1,267.88	23.55	2	6	1
Department of Sustainable Agriculture (UPatras)	8	8	481	9422	60.12	1,177.75	19.59	3	10	1
Department of Agricultural Technology (UoI)	14	14	433	14702	30.93	1,050.14	33.95	4	2	1
Department of Crop Science (AUA)	50	50	1969	48641	39.38	972.82	24.70	5	5	2
School of Agriculture (AUTH)	64	64	2545	56570	39.77	883.91	22.23	6	8	1
Department of Natural Resources Development & Agricultural Engineering (AUA)	22	22	766	17800	34.82	809.09	23.24	7	7	3
Department of Agriculture (HMU)	24	24	607	15810	25.29	658.75	26.05	8	4	1
Department of Agriculture (UPatras)	14	14	618	8813	44.14	629.50	14.26	9	15	3
Department of Agriculture (IHU)	33	33	1493	17184	45.24	520.73	11.51	10	17	1
Department of Animal Science (AUA)	32	32	936	16542	29.25	516.94	17.67	11	12	5
Department of Fisheries and Aquaculture (UPatras)	11	11	331	5221	30.09	474.64	15.77	12	14	4
Department of Animal Science (UThessaly)	13	13	393	5153	30.23	396.38	13.11	13	16	3
Department of Agricultural Development, Agrofood and Management of Natural Resources (NKUA)	25	25	307	9863	12.28	394.52	32.13	14	3	2
Department of Agriculture (UoWM)	16	16	274	4770	17.12	298.12	17.41	15	13	1
Department of Agrotechnology (UThessaly)	22	22	279	5840	12.68	265.45	20.93	16	9	7
Department of Viticulture and Oenology (DUTH)	8	8	101	1895	12.62	236.88	18.76	17	11	4

Table C2b. Biology and molecular biosciences: OpenAlex documents 2012-2025 per department (design B). Ordered by citations per TRS member.

Department (Univ.)	TRS	No profile	Papers	Citations	Papers/ TRS	Cit./TRS	Cit./paper	Rank cit/TRS (area)	Rank cit/paper (area)	Rank in univ.
Department of Biology (NKUA)	35	35	1711	45176	48.89	1,290.74	26.40	1	3	1
Department of Biology (UoC)	25	25	739	24613	29.56	984.52	33.31	2	1	1
Department of Molecular Biology and Genetics (DUTH)	23	23	512	15243	22.26	662.74	29.77	3	2	3
School of Biology (AUTH)	40	40	813	19530	20.32	488.25	24.02	4	5	3
Department of Biological Applications and Technology (UoI)	22	22	438	10523	19.91	478.32	24.03	5	4	2
Department of Biotechnology (AUA)	20	20	536	7530	26.80	376.50	14.05	6	8	6
Department of Biochemistry and Biotechnology (UThessaly)	23	23	384	8158	16.70	354.70	21.24	7	6	5
Department of Biology (UPatras)	28	28	220	3187	7.86	113.82	14.49	8	7	5

Table C2c. Food science and nutrition: OpenAlex documents 2012-2025 per department (design B). Ordered by citations per TRS member.

Department (Univ.)	TRS	No profile	Papers	Citations	Papers/ TRS	Cit./TRS	Cit./paper	Rank cit/TRS (area)	Rank cit/paper (area)	Rank in univ.
Department of Food Science and Human Nutrition (AUA)	30	30	1252	31895	41.73	1,063.17	25.48	1	2	1
Department of Food Science and Nutrition (UThessaly)	11	11	477	10168	43.36	924.36	21.32	2	7	2
Department of Food Science and Technology (IONIO)	12	12	267	10298	22.25	858.17	38.57	3	1	1
Department of Food Science and Technology (UPatras)	7	7	244	4681	34.86	668.71	19.18	4	8	2
Department of Food Science and Technology (UoP)	12	12	323	7575	26.92	631.25	23.45	5	5	1
Department of Food Science and Technology (IHU)	16	16	432	7717	27.00	482.31	17.86	6	9	2
Department of Food Science and Nutrition (UAegean)	17	17	335	7978	19.71	469.29	23.81	7	4	2
Department of Wine, Vine and Beverage Sciences (UNIWA)	13	13	272	5823	20.92	447.92	21.41	8	6	1
Department of Food Science and Technology (UNIWA)	16	16	187	4466	11.69	279.12	23.88	9	3	2

Table C2d. Forestry and natural environment: OpenAlex documents 2012-2025 per department (design B). Ordered by citations per TRS member.

Department (Univ.)	TRS	No profile	Papers	Citations	Papers/ TRS	Cit./TRS	Cit./paper	Rank cit/TRS (area)	Rank cit/paper (area)	Rank in univ.
Department of Forestry and Natural Environment Management (AUA)	8	8	466	5690	58.25	711.25	12.21	1	4	4
Department of Forestry and Management of the Environment and of Natural Resources (DUTH)	21	21	766	14914	36.48	710.19	19.47	2	1	2
School of Forestry and Natural Environment (AUTH)	35	35	909	15135	25.97	432.43	16.65	3	2	4
Department of Forestry, Wood Science and Design (UThessaly)	14	14	224	3319	16.00	237.07	14.82	4	3	8

Table C2e. Environment: OpenAlex documents 2012-2025 per department (design B). Ordered by citations per TRS member.

Department (Univ.)	TRS	No profile	Papers	Citations	Papers/ TRS	Cit./TRS	Cit./paper	Rank cit/TRS (area)	Rank cit/paper (area)	Rank in univ.
Department of Environment (UAegean)	12	12	346	8122	28.83	676.83	23.47	1	2	1
Department of Environment (IONIO)	16	16	348	6826	21.75	426.62	19.61	2	3	2
Department of Environment (UThessaly)	10	10	161	3918	16.10	391.80	24.34	3	1	4

Table C2f. Veterinary medicine: OpenAlex documents 2012-2025 per department (design B). Ordered by citations per TRS member.

Department (Univ.)	TRS	No profile	Papers	Citations	Papers/ TRS	Cit./TRS	Cit./paper	Rank cit/TRS (area)	Rank cit/paper (area)	Rank in univ.
School of Veterinary Medicine (AUTH)	83	83	2797	53047	33.70	639.12	18.97	1	1	2
Department of Veterinary Medicine (UThessaly)	36	36	785	11083	21.81	307.86	14.12	2	2	6

Table C3a. Agricultural sciences: top-20 academics by OpenAlex h-index, publications 2012-2025 (design A).

Academic	Department (Univ.)	h	i10	Cites	Pubs	Rank h d/u/a/all	Comp. (area)	Lifetime h / i10 / cites	Conf.
Vontas Ioannis	Department of Crop Science (AUA)	63	193	16,157	357	1/1/1/1	1.2	63 / 193 / 16,157	H
Anastopoulos Ioannis	Department of Agricultural Technology (UoI)	52	108	11,570	149	1/1/2/2	2.8	52 / 108 / 11,570	H
Petropoulos Spyridon	Department of Agriculture, Crop Production and Rural Environment (UThessaly)	51	156	8,673	250	1/1/3/3	3.3	51 / 156 / 8,673	H
Damalas Christos	Department of Agricultural Development (DUTH)	49	115	7,855	177	1/1/4/6	5.1	49 / 115 / 7,855	H
Antoniadis Vasileios	Department of Agriculture, Crop Production and Rural Environment (UThessaly)	42	79	6,270	128	2/2/5/7	7.2	42 / 79 / 6,270	H
Fanourakis Dimitrios	Department of Agriculture (HMU)	37	71	3,348	87	1/1/6/13	12.8	37 / 71 / 3,348	H
Spyros Fountas	Department of Natural Resources Development & Agricultural Engineering (AUA)	36	84	4,897	158	1/4/7/15	8.7	36 / 84 / 4,897	H
Madesis Panagiotis	Department of Agriculture, Crop Production and Rural Environment (UThessaly)	36	108	4,474	214	3/3/7/15	6.2	36 / 108 / 4,474	H
Bampidis Vasileios	Department of Agriculture (IHU)	34	135	10,687	868	1/1/9/20	2.1	34 / 135 / 10,687	H
Thomas Bartzanas	Department of Natural Resources Development & Agricultural Engineering (AUA)	34	54	4,084	130	2/5/9/20	12.6	34 / 54 / 4,084	H
Chrysanthos Maraveas	Department of Natural Resources Development & Agricultural Engineering (AUA)	34	55	3,629	116	2/5/9/20	14.1	34 / 55 / 3,629	H
Moschakis Thomas	School of Agriculture (AUTH)	34	55	3,401	70	1/3/9/20	16.7	34 / 55 / 3,401	H
Lazaridou Athina	School of Agriculture (AUTH)	34	59	2,839	92	1/3/9/20	17.4	34 / 59 / 2,839	H
Veresoglou Stavros	Department of Crop Science (AUA)	33	61	5,444	111	2/7/14/26	11.9	33 / 61 / 5,444	H
Koutsias Nikos	Department of Sustainable Agriculture (UPatras)	33	55	4,735	103	1/1/14/26	14.9	33 / 55 / 4,735	H
Savvas Dimitrios	Department of Crop Science (AUA)	33	85	3,686	206	2/7/14/26	9.1	33 / 85 / 3,686	H
Vryzas Zisis	School of Agriculture (AUTH)	33	48	3,399	74	3/5/14/26	21.7	33 / 48 / 3,399	H
Fotidis Ioannis	School of Agriculture (AUTH)	32	47	4,174	75	4/6/18/33	20.1	32 / 47 / 4,174	H
Goula Athanasia	School of Agriculture (AUTH)	32	52	3,953	86	4/6/18/33	21.0	32 / 52 / 3,953	H
Katsoulas Nikolaos	Department of Agriculture, Crop Production and Rural Environment (UThessaly)	31	74	4,342	190	4/7/20/35	10.0	31 / 74 / 4,342	H

Table C3b. Biology and molecular biosciences: top-20 academics by OpenAlex h-index, publications 2012-2025 (design A).

Academic	Department (Univ.)	h	i10	Cites	Pubs	Rank h d/u/a/all	Comp. (area)	Lifetime h / i10 / cites	Conf.
Aglaia Pappa	Department of Molecular Biology and Genetics (DUTH)	42	78	5,208	119	1/2/1/7	2.3	42 / 78 / 5,208	H
Raitsos Dionysios E.	Department of Biology (NKUA)	39	70	4,226	109	1/1/2/10	4.3	39 / 70 / 4,226	H
Mazaris Antonios	School of Biology (AUTH)	38	82	5,016	144	1/2/3/11	5.0	38 / 82 / 5,016	H
Papadopoulos Dimitrios	Department of Biology (UoC)	37	81	6,173	277	1/1/4/13	1.9	37 / 81 / 6,173	-
Dimitrios Karpouzas	Department of Biochemistry and Biotechnology (UThessaly)	35	91	3,664	177	1/5/5/18	6.4	35 / 91 / 3,664	H
Kontos Christos	Department of Biology (NKUA)	34	94	3,413	199	2/2/6/20	6.7	34 / 94 / 3,413	H
Sotirios Vasileiadis	Department of Biochemistry and Biotechnology (UThessaly)	31	60	2,638	106	2/7/7/35	11.3	31 / 60 / 2,638	H
Agathangelidis Andreas E.	Department of Biology (NKUA)	30	57	3,697	201	3/3/8/38	6.2	30 / 57 / 3,697	H
Damialis Athanasios	School of Biology (AUTH)	30	67	3,558	112	2/8/8/38	10.2	30 / 67 / 3,558	H
Kallimanis Athanasios	School of Biology (AUTH)	30	55	2,267	80	2/8/8/38	13.6	30 / 55 / 2,267	H
Tsitsiloni Ourania	Department of Biology (NKUA)	29	62	2,905	222	4/4/11/42	4.6	29 / 62 / 2,905	H
Diallinas Georgios	Department of Biology (NKUA)	28	49	5,190	162	5/5/12/52	7.6	28 / 49 / 5,190	H
Fyllas Nikolaos M.	Department of Biology (NKUA)	27	48	5,642	84	6/6/13/57	8.0	27 / 48 / 5,642	H
Adamopoulos Panagiotis	Department of Biology (NKUA)	25	66	2,824	137	7/7/14/73	12.4	25 / 66 / 2,824	H
Antonelou Marianna	Department of Biology (NKUA)	25	43	2,043	73	7/7/14/73	19.1	25 / 43 / 2,043	H
Flemetakis Emmanouil	Department of Biotechnology (AUA)	25	57	1,832	114	1/16/14/73	15.4	25 / 57 / 1,832	H
Sarris Panagiotis	Department of Biology (UoC)	24	32	2,959	78	2/2/17/85	17.8	24 / 32 / 2,959	H
Pavlos Pavlidis	Department of Biology (UoC)	23	38	6,835	96	3/3/18/94	4.9	23 / 38 / 6,835	H
Petros Kolovos	Department of Molecular Biology and Genetics (DUTH)	23	30	2,999	84	2/7/18/94	17.0	23 / 30 / 2,999	H
Genitsaris Savvas M.	Department of Biology (NKUA)	23	36	1,683	58	9/10/18/94	24.5	23 / 36 / 1,683	H

Table C3c. Food science and nutrition: top-20 academics by OpenAlex h-index, publications 2012-2025 (design A).

Academic	Department (Univ.)	h	i10	Cites	Pubs	Rank h d/u/a/all	Comp. (area)	Lifetime h / i10 / cites	Conf.
Skandamis Panagiotis	Department of Food Science and Human Nutrition (AUA)	50	142	9,201	261	1/2/1/5	1.0	50 / 142 / 9,201	H
Androutsos Odysseas	Department of Food Science and Human Nutrition (AUA)	41	117	7,477	221	2/3/2/9	2.2	41 / 117 / 7,477	-
Varzakas Theodoros	Department of Food Science and Technology (UoP)	38	104	6,088	246	1/1/3/11	2.6	38 / 104 / 6,088	H
Makris Dimitris	Department of Food Science and Nutrition (UThessaly)	36	105	4,465	168	1/3/4/15	4.3	36 / 105 / 4,465	H
Lalas Stavros	Department of Food Science and Nutrition (UThessaly)	33	106	3,473	172	2/6/5/26	4.6	33 / 106 / 3,473	H
Tarantilis Petros	Department of Food Science and Human Nutrition (AUA)	33	81	3,436	134	3/7/5/26	5.9	33 / 81 / 3,436	H
Giannakas Aris	Department of Food Science and Technology (UPatras)	31	67	2,794	121	1/2/7/35	7.9	31 / 67 / 2,794	H
Papadaki Aikaterini	Department of Food Science and Technology (IONIO)	29	46	2,896	67	1/2/8/42	9.7	29 / 46 / 2,896	H
Alexandri Maria	Department of Food Science and Technology (IONIO)	29	43	2,082	57	1/2/8/42	13.2	29 / 43 / 2,082	H
Kandylis Panagiotis	Department of Food Science and Technology (IONIO)	28	41	2,460	69	3/4/10/52	11.8	28 / 41 / 2,460	H
Aristotelis Antonopoulos Anaplirotis	Department of Wine, Vine and Beverage Sciences (UNIWA)	28	39	2,399	87	1/1/10/52	11.5	28 / 39 / 2,399	H
Kokotou Maroula	Department of Food Science and Human Nutrition (AUA)	27	48	1,833	88	4/12/12/57	13.7	27 / 48 / 1,833	H
Mallouchos Athanasios	Department of Food Science and Human Nutrition (AUA)	26	44	2,344	56	5/14/13/63	15.5	26 / 44 / 2,344	H
Tsironi Theofania	Department of Food Science and Human Nutrition (AUA)	26	49	2,112	86	5/14/13/63	14.2	26 / 49 / 2,112	H
Kachrimanidou Vasiliki	Department of Food Science and Technology (IONIO)	25	41	3,050	57	4/5/15/73	11.9	25 / 41 / 3,050	H
Agriopoulou Sofia	Department of Food Science and Technology (UoP)	25	35	2,769	58	2/2/15/73	14.1	25 / 35 / 2,769	H
Samaras Petros	Department of Food Science and Technology (IHU)	25	49	1,991	110	1/3/15/73	13.5	25 / 49 / 1,991	H
Ellinas Kosmas	Department of Food Science and Nutrition (UAegean)	24	35	2,184	62	1/3/18/85	17.0	24 / 35 / 2,184	H
Xanthakis Epameinondas Epikouros	Department of Food Science and Technology (UNIWA)	22	24	2,163	61	1/2/19/107	18.0	22 / 24 / 2,163	-
Kapsokefalou Maria	Department of Food Science and Human Nutrition (AUA)	22	36	1,530	71	7/23/19/107	18.4	22 / 36 / 1,530	H

Table C3d. Forestry and natural environment: top-20 academics by OpenAlex h-index, publications 2012-2025 (design A).

Academic	Department (Univ.)	h	i10	Cites	Pubs	Rank h d/u/a/all	Comp. (area)	Lifetime h / i10 / cites	Conf.
Arabatzis Garyfallos	Department of Forestry and Management of the Environment and of Natural Resources (DUTH)	35	60	3,936	119	1/3/1/18	1.3	35 / 60 / 3,936	H
Gitas Ioannis	School of Forestry and Natural Environment (AUTH)	27	55	3,589	139	1/14/2/57	2.0	27 / 55 / 3,589	H
Aravanopoulos Filippos	School of Forestry and Natural Environment (AUTH)	25	42	2,221	113	2/18/3/73	4.8	25 / 42 / 2,221	H
Paschalidou Anastasia	Department of Forestry and Management of the Environment and of Natural Resources (DUTH)	22	37	1,667	66	2/8/4/107	6.8	22 / 37 / 1,667	H
Pantera Anastasia	Department of Forestry and Natural Environment Management (AUA)	20	26	2,373	325	1/28/5/129	2.0	20 / 26 / 2,373	H
Radoglou Kalliopi	Department of Forestry and Management of the Environment and of Natural Resources (DUTH)	20	33	2,358	80	3/9/5/129	5.5	20 / 33 / 2,358	H
Grigorios Papageorgiou	Department of Forestry, Wood Science and Design (UThessaly)	19	19	2,344	54	1/15/7/147	7.5	19 / 19 / 2,344	H
Tsantopoulos Georgios	Department of Forestry and Management of the Environment and of Natural Resources (DUTH)	19	30	1,348	101	4/11/7/147	8.2	19 / 30 / 1,348	H
Kamperidou Vasiliki	School of Forestry and Natural Environment (AUTH)	19	32	996	61	3/38/7/147	10.5	19 / 32 / 996	H
Stavrakoudis Dimitrios	School of Forestry and Natural Environment (AUTH)	18	28	997	61	4/42/10/161	12.1	18 / 28 / 997	H
Papadopoulos Andreas	Department of Forestry and Natural Environment Management (AUA)	17	19	2,327	121	2/36/11/178	5.1	17 / 19 / 2,327	H
Papaioannou George	Department of Forestry and Management of the Environment and of Natural Resources (DUTH)	17	24	1,283	39	5/13/11/178	13.8	17 / 24 / 1,283	H
Kyriazopoulos Apostolos	Department of Forestry and Management of the Environment and of Natural Resources (DUTH)	16	21	953	49	6/15/13/199	15.7	16 / 21 / 953	H
Papaioannou Athanasios	School of Forestry and Natural Environment (AUTH)	15	18	2,245	58	5/50/14/219	10.8	15 / 18 / 2,245	H
Lykidis Charalampos	School of Forestry and Natural Environment (AUTH)	15	17	462	24	5/50/14/219	23.4	15 / 17 / 462	H
Kitikidou Kyriaki	Department of Forestry and Management of the Environment and of Natural Resources (DUTH)	14	20	863	102	7/18/16/249	11.4	14 / 20 / 863	H
Andreopoulou Zacharoula	School of Forestry and Natural Environment (AUTH)	14	22	786	98	7/66/16/249	13.3	14 / 22 / 786	H
Kastridis Aristeidis	School of Forestry and Natural Environment (AUTH)	14	16	595	30	7/66/16/249	21.5	14 / 16 / 595	H
Tsioras Petros	School of Forestry and Natural Environment (AUTH)	14	18	455	43	7/66/16/249	22.3	14 / 18 / 455	H
Galatsidas Spyros	Department of Forestry and Management of the Environment and of Natural Resources (DUTH)	13	18	1,215	48	8/21/20/276	16.8	13 / 18 / 1,215	H

Table C3e. Environment: top-20 academics by OpenAlex h-index, publications 2012-2025 (design A).

Academic	Department (Univ.)	h	i10	Cites	Pubs	Rank h d/u/a/all	Comp. (area)	Lifetime h / i10 / cites	Conf.
Gerovasileiou Vasileios	Department of Environment (IONIO)	33	75	4,265	176	1/1/1/26	1.0	33 / 75 / 4,265	H
Evangelinos Konstantinos	Department of Environment (UAegean)	29	49	2,397	77	1/1/2/42	2.2	29 / 49 / 2,397	H
Skouloudis Antonis	Department of Environment (UAegean)	25	42	2,596	68	2/2/3/73	2.8	25 / 42 / 2,596	H
Evangelia Papadopoulou	Department of Environment (UThessaly)	21	28	1,203	47	1/13/4/115	5.1	21 / 28 / 1,203	H
Lekkas Dimitris Fragkiskos	Department of Environment (UAegean)	16	22	866	70	3/7/5/199	4.4	16 / 22 / 866	H
Dimitris Papanastasiou	Department of Environment (UThessaly)	15	19	861	62	2/29/6/219	6.1	15 / 19 / 861	H
Georgios Giovanoulis	Department of Environment (UThessaly)	14	16	1,804	31	3/32/7/249	6.0	14 / 16 / 1,804	H
Kyritsis Anastasios	Department of Environment (IONIO)	14	17	642	40	2/7/7/249	8.4	14 / 17 / 642	H
Pilinis Christodoulos	Department of Environment (UAegean)	12	13	857	26	4/8/9/316	9.8	12 / 13 / 857	H
Zevgolis Ioannis G.	Department of Environment (UAegean)	12	14	415	50	4/8/9/316	8.3	12 / 14 / 415	-
Botetzagias Iosif	Department of Environment (UAegean)	11	13	1,018	26	6/11/11/343	8.8	11 / 13 / 1,018	H
Koulougliotis Dionysios	Department of Environment (IONIO)	11	13	798	25	3/8/11/343	11.6	11 / 13 / 798	H
Kalimeris Anastasios	Department of Environment (IONIO)	10	10	389	26	4/9/13/371	12.6	10 / 10 / 389	H
Karris Georgios	Department of Environment (IONIO)	10	10	276	30	4/9/13/371	12.3	10 / 10 / 276	H
Theodorou Konstantinos	Department of Environment (UAegean)	8	5	262	22	7/13/15/428	15.7	8 / 5 / 262	H
Gaganis Petros	Department of Environment (UAegean)	8	7	244	20	7/13/15/428	16.6	8 / 7 / 244	H
Mamoutos Ioannis	Department of Environment (IONIO)	8	6	216	30	6/11/15/428	13.5	8 / 6 / 216	-
Manti Panagiota	Department of Environment (IONIO)	5	5	101	8	7/14/18/511	19.3	5 / 5 / 101	H
Dimitrakopoulos Panagiotis	Department of Environment (UAegean)	4	4	385	13	9/16/19/536	17.0	4 / 4 / 385	-
Kampioti Adamantia	Department of Environment (IONIO)	4	3	76	5	8/16/19/536	20.3	4 / 3 / 76	H

Table C3f. Veterinary medicine: top-20 academics by OpenAlex h-index, publications 2012-2025 (design A).

Academic	Department (Univ.)	h	i10	Cites	Pubs	Rank h d/u/a/all	Comp. (area)	Lifetime h / i10 / cites	Conf.
Oikonomou Evangelos	School of Veterinary Medicine (AUTH)	51	203	11,380	642	1/1/1/3	1.2	51 / 203 / 11,380	-
Banos Georgios	School of Veterinary Medicine (AUTH)	30	73	2,602	230	2/8/2/38	2.5	30 / 73 / 2,602	H
Kritas Spyridon	School of Veterinary Medicine (AUTH)	29	71	2,667	127	3/11/3/42	3.8	29 / 71 / 2,667	H
Fthenakis Georgios	Department of Veterinary Medicine (UThessaly)	26	80	2,909	162	1/11/4/63	3.6	26 / 80 / 2,909	H
Mente Eleni	School of Veterinary Medicine (AUTH)	26	53	2,530	110	4/15/4/63	5.4	26 / 53 / 2,530	H
Arsenos Georgios	School of Veterinary Medicine (AUTH)	26	74	2,405	199	4/15/4/63	4.1	26 / 74 / 2,405	H
Dovas Chrysostomos	School of Veterinary Medicine (AUTH)	26	48	1,935	90	4/15/4/63	6.7	26 / 48 / 1,935	H
Theodoridis Alexandros	School of Veterinary Medicine (AUTH)	21	42	1,681	115	7/28/8/115	7.7	21 / 42 / 1,681	H
Sachana Magdalini	School of Veterinary Medicine (AUTH)	21	26	1,650	68	7/28/8/115	11.2	21 / 26 / 1,650	H
Papadopoulou Paraskevi	School of Veterinary Medicine (AUTH)	19	25	12,394	101	9/38/10/147	2.5	19 / 25 / 12,394	H
Saridomichelakis Emmanouil	Department of Veterinary Medicine (UThessaly)	19	34	1,318	103	2/15/10/147	10.4	19 / 34 / 1,318	H
Papagianni Maria	School of Veterinary Medicine (AUTH)	18	36	1,187	93	10/42/12/161	12.2	18 / 36 / 1,187	H
Taitzoglou Ioannis	School of Veterinary Medicine (AUTH)	18	25	909	47	10/42/12/161	18.4	18 / 25 / 909	H
Pappas Ioannis	Department of Veterinary Medicine (UThessaly)	17	22	1,330	92	3/20/14/178	12.6	17 / 22 / 1,330	-
Xenoulis Panagiotis	Department of Veterinary Medicine (UThessaly)	17	27	1,130	70	3/20/14/178	15.8	17 / 27 / 1,130	H
Papatsiros Vasileios	Department of Veterinary Medicine (UThessaly)	16	28	1,048	110	5/26/16/199	11.5	16 / 28 / 1,048	H
Fortomaris Paschalis	School of Veterinary Medicine (AUTH)	16	26	906	55	12/49/16/199	20.1	16 / 26 / 906	H
Koutoulis Konstantinos	Department of Veterinary Medicine (UThessaly)	16	19	656	38	5/26/16/199	24.3	16 / 19 / 656	H
Tzika Eleni	School of Veterinary Medicine (AUTH)	15	16	1,148	51	13/50/19/219	19.4	15 / 16 / 1,148	H
Angelidis Apostolos	School of Veterinary Medicine (AUTH)	15	21	971	31	13/50/19/219	23.7	15 / 21 / 971	H

Appendix D. Semantic Scholar: complete results of designs A and B, publications 2012-2025

This appendix reports Semantic Scholar in full, with the same definitions, windows and ranking rules as the Google Scholar results of Section 5, so that every department and area can be read under a second source with its own coverage (Section 3C). Table D1 gives the design-A department statistics per area, Table D2 the design-B department indicators, and Table D3 the top-20 academics per area by the Semantic Scholar 2012-2025 h-index.

Table D1a. Agricultural sciences: Semantic Scholar indicators of academics, publications 2012-2025 (design A). Cells give mean (SD) [median]. Departments ordered by mean h.

Department (Univ.)	N	TRS	Publications mean (SD)	Citations mean (SD)	h mean (SD) [median]	Mean i10	Mean m
Department of Sustainable Agriculture (UPatras)	8	8	50.5 (50.0)	1,794.4 (2,079.9)	15.1 (12.4) [12.5]	24.8	0.575
Department of Agriculture (HMU)	20	24	50.3 (56.5)	1,122.7 (1,241.9)	14.1 (10.7) [14.5]	23.6	0.571
Department of Agricultural Development (DUTH)	14	15	45.6 (49.4)	1,169.7 (1,888.9)	14.0 (12.3) [13.0]	23.0	0.470
Department of Agriculture, Crop Production and Rural Environment (UThessaly)	22	26	48.6 (63.1)	1,212.5 (1,983.8)	12.6 (13.9) [6.5]	25.0	0.516
School of Agriculture (AUTH)	57	64	37.0 (30.9)	818.4 (998.1)	12.2 (9.6) [12.0]	17.6	0.534
Department of Viticulture and Oenology (DUTH)	5	8	33.8 (23.5)	634.0 (551.3)	11.8 (8.7) [13.0]	16.8	0.673
Department of Fisheries and Aquaculture (UPatras)	10	11	31.9 (27.9)	593.2 (539.7)	10.9 (7.3) [11.5]	14.4	0.435
Department of Agricultural Technology (UoI)	11	14	45.0 (47.9)	846.5 (931.8)	10.8 (8.2) [7.0]	15.4	0.654
Department of Crop Science (AUA)	41	50	41.8 (59.5)	907.7 (1,812.8)	10.6 (10.9) [8.0]	19.3	0.411
Department of Animal Science (AUA)	24	32	31.6 (52.1)	943.7 (2,804.3)	9.3 (13.2) [5.0]	15.2	0.457
Department of Agrotechnology (UThessaly)	12	22	20.2 (17.1)	308.5 (489.2)	6.8 (5.7) [4.0]	6.8	0.313
Department of Agriculture (IHU)	30	33	21.9 (27.3)	215.6 (431.7)	6.2 (5.6) [4.5]	6.4	0.380
Department of Agriculture (UPatras)	13	14	15.1 (14.6)	242.1 (346.3)	5.0 (4.7) [3.0]	4.9	0.227
Department of Agriculture (UoWM)	12	16	14.6 (14.4)	173.5 (166.0)	5.0 (4.4) [5.0]	4.3	0.253
Department of Animal Science (UThessaly)	12	13	16.2 (19.4)	176.4 (258.6)	4.8 (5.7) [1.5]	5.0	0.244
Department of Agricultural Development, Agrofood and Management of Natural Resources (NKUA)	4	25	8.0 (6.2)	50.5 (53.6)	2.2 (1.7) [2.5]	1.2	0.115
Department of Natural Resources Development & Agricultural Engineering (AUA)	4	22	4.8 (6.3)	35.8 (55.5)	1.5 (2.4) [0.5]	1.2	0.109

Table D1b. Biology and molecular biosciences: Semantic Scholar indicators of academics, publications 2012-2025 (design A). Cells give mean (SD) [median]. Departments ordered by mean h.

Department (Univ.)	N	TRS	Publications mean (SD)	Citations mean (SD)	h mean (SD) [median]	Mean i10	Mean m
Department of Biology (NKUA)	24	35	24.9 (30.1)	859.2 (1,607.3)	8.0 (9.3) [2.5]	12.0	0.372
Department of Biological Applications and Technology (UoI)	13	22	40.8 (85.0)	784.9 (1,457.8)	7.9 (8.9) [5.0]	11.8	0.310
School of Biology (AUTH)	35	40	23.4 (32.8)	497.9 (985.9)	7.1 (9.7) [2.0]	11.1	0.317
Department of Biotechnology (AUA)	15	20	28.0 (39.1)	325.7 (476.0)	6.9 (7.7) [2.0]	9.6	0.272
Department of Biology (UoC)	15	25	12.3 (17.6)	221.1 (418.1)	5.1 (6.9) [2.0]	5.7	0.242
Department of Molecular Biology and Genetics (DUTH)	4	23	3.2 (3.6)	12.0 (13.4)	1.2 (1.0) [1.5]	0.5	0.041
Department of Biology (UPatras)	9	28	3.8 (3.7)	18.4 (21.7)	1.1 (1.2) [1.0]	0.6	0.070
Department of Biochemistry and Biotechnology (UThessaly)	8	23	2.0 (1.4)	20.5 (37.4)	0.9 (1.4) [0.0]	0.5	0.119

Table D1c. Food science and nutrition: Semantic Scholar indicators of academics, publications 2012-2025 (design A). Cells give mean (SD) [median]. Departments ordered by mean h.

Department (Univ.)	N	TRS	Publications mean (SD)	Citations mean (SD)	h mean (SD) [median]	Mean i10	Mean m
Department of Food Science and Human Nutrition (AUA)	26	30	65.8 (61.5)	1,869.7 (2,361.9)	18.6 (14.0) [19.5]	37.0	0.693
Department of Food Science and Technology (IONIO)	10	12	39.0 (38.0)	1,081.0 (963.4)	14.0 (11.2) [14.5]	20.3	0.716
Department of Food Science and Technology (UNIWA)	13	16	34.6 (19.4)	687.1 (566.8)	13.2 (5.8) [12.0]	17.0	0.719
Department of Wine, Vine and Beverage Sciences (UNIWA)	8	13	46.0 (47.1)	714.5 (649.0)	12.9 (7.4) [12.0]	21.0	0.556
Department of Food Science and Technology (UPatras)	6	7	38.2 (34.1)	703.3 (892.9)	11.5 (9.8) [11.0]	17.7	0.400
Department of Food Science and Technology (UoP)	11	12	40.9 (65.4)	940.6 (1,632.5)	10.6 (11.7) [5.0]	18.4	0.498
Department of Food Science and Nutrition (UThessaly)	7	11	38.0 (53.6)	694.0 (1,066.8)	10.4 (10.9) [9.0]	20.4	0.772
Department of Food Science and Nutrition (UAegean)	13	17	30.8 (32.5)	604.1 (807.3)	10.0 (8.4) [8.0]	12.8	0.550
Department of Food Science and Technology (IHU)	16	16	25.3 (16.4)	428.9 (355.0)	9.9 (5.1) [11.0]	11.6	0.522

Table D1d. Forestry and natural environment: Semantic Scholar indicators of academics, publications 2012-2025 (design A). Cells give mean (SD) [median]. Departments ordered by mean h.

Department (Univ.)	N	TRS	Publications mean (SD)	Citations mean (SD)	h mean (SD) [median]	Mean i10	Mean m
Department of Forestry and Management of the Environment and of Natural Resources (DUTH)	19	21	54.0 (56.4)	884.1 (1,054.3)	11.3 (9.1) [10.0]	17.6	0.428
Department of Forestry and Natural Environment Management (AUA)	8	8	23.9 (19.7)	393.4 (663.4)	7.5 (6.4) [6.0]	7.9	0.409
School of Forestry and Natural Environment (AUTH)	29	35	28.2 (46.5)	384.4 (735.0)	6.8 (7.8) [3.0]	10.0	0.325
Department of Forestry, Wood Science and Design (UThessaly)	8	14	3.6 (3.2)	10.5 (11.7)	1.5 (0.9) [1.5]	0.2	0.160

Table D1e. Environment: Semantic Scholar indicators of academics, publications 2012-2025 (design A). Cells give mean (SD) [median]. Departments ordered by mean h.

Department (Univ.)	N	TRS	Publications mean (SD)	Citations mean (SD)	h mean (SD) [median]	Mean i10	Mean m
Department of Environment (UAegean)	11	12	35.7 (28.4)	879.2 (1,139.5)	12.6 (8.8) [12.0]	16.8	0.399
Department of Environment (IONIO)	13	16	31.5 (43.1)	670.5 (1,126.7)	10.0 (9.7) [5.0]	15.2	0.480
Department of Environment (UThessaly)	4	10	1.5 (1.3)	2.2 (4.5)	0.2 (0.5) [0.0]	0.0	0.025

Table D1f. Veterinary medicine: Semantic Scholar indicators of academics, publications 2012-2025 (design A). Cells give mean (SD) [median]. Departments ordered by mean h.

Department (Univ.)	N	TRS	Publications mean (SD)	Citations mean (SD)	h mean (SD) [median]	Mean i10	Mean m
School of Veterinary Medicine (AUTH)	64	83	22.8 (32.6)	512.9 (1,088.7)	6.4 (7.8) [3.0]	8.9	0.294
Department of Veterinary Medicine (UThessaly)	26	36	17.3 (30.0)	212.7 (408.4)	5.1 (6.3) [2.0]	6.7	0.285

Table D2a. Agricultural sciences: Semantic Scholar documents 2012-2025 per department (design B). Ordered by citations per TRS member.

Department (Univ.)	TRS	No profile	Papers	Citations	Papers/ TRS	Cit./TRS	Cit./paper	Rank cit/TRS (area)	Rank cit/paper (area)	Rank in univ.
Department of Sustainable Agriculture (UPatras)	8	0	400	14307	50.00	1,788.38	35.77	1	1	1
Department of Agricultural Development (DUTH)	15	1	584	15334	38.93	1,022.27	26.26	2	3	1

Department (Univ.)	TRS	No profile	Papers	Citations	Papers/ TRS	Cit./TRS	Cit./paper	Rank cit/TRS (area)	Rank cit/paper (area)	Rank in univ.
Department of Agriculture, Crop Production and Rural Environment (UThessaly)	26	4	999	23632	38.42	908.92	23.66	3	4	1
Department of Agriculture (HMU)	24	4	947	21783	39.46	907.62	23.00	4	5	1
Department of Crop Science (AUA)	50	9	1658	36578	33.16	731.56	22.06	5	6	2
Department of Animal Science (AUA)	32	8	670	21000	20.94	656.25	31.34	6	2	3
School of Agriculture (AUTH)	64	7	1844	39605	28.81	618.83	21.48	7	7	1
Department of Agricultural Technology (UoI)	14	3	449	8557	32.07	611.21	19.06	8	9	1
Department of Fisheries and Aquaculture (UPatras)	11	1	298	5684	27.09	516.73	19.07	9	8	3
Department of Viticulture and Oenology (DUTH)	8	3	168	3163	21.00	395.38	18.83	10	10	3
Department of Agriculture (UPatras)	14	1	188	3068	13.43	219.14	16.32	11	11	4
Department of Agriculture (IHU)	33	3	615	6298	18.64	190.85	10.24	12	15	2
Department of Agrotechnology (UThessaly)	22	10	237	3699	10.77	168.14	15.61	13	12	3
Department of Animal Science (UThessaly)	13	1	194	2115	14.92	162.69	10.90	14	14	4
Department of Agriculture (UoWM)	16	4	169	2045	10.56	127.81	12.10	15	13	1
Department of Agricultural Development, Agrofood and Management of Natural Resources (NKUA)	25	21	32	202	1.28	8.08	6.31	16	17	2
Department of Natural Resources Development & Agricultural Engineering (AUA)	22	18	19	143	0.86	6.50	7.53	17	16	6

Table D2b. Biology and molecular biosciences: Semantic Scholar documents 2012-2025 per department (design B). Ordered by citations per TRS member.

Department (Univ.)	TRS	No profile	Papers	Citations	Papers/ TRS	Cit./TRS	Cit./paper	Rank cit/TRS (area)	Rank cit/paper (area)	Rank in univ.
Department of Biology (NKUA)	35	11	556	19613	15.89	560.37	35.28	1	1	1
Department of Biological Applications and Technology (UoI)	22	9	529	10202	24.05	463.73	19.29	2	3	2
School of Biology (AUTH)	40	5	807	17341	20.18	433.52	21.49	3	2	2
Department of Biotechnology (AUA)	20	5	416	4829	20.80	241.45	11.61	4	5	5
Department of Biology (UoC)	25	10	184	3316	7.36	132.64	18.02	5	4	1
Department of Biology (UPatras)	28	19	33	166	1.18	5.93	5.03	6	7	5
Department of Biochemistry and Biotechnology (UThessaly)	23	15	12	83	0.52	3.61	6.92	7	6	7
Department of Molecular Biology and Genetics (DUTH)	23	19	13	48	0.57	2.09	3.69	8	8	4

Table D2c. Food science and nutrition: Semantic Scholar documents 2012-2025 per department (design B). Ordered by citations per TRS member.

Department (Univ.)	TRS	No profile	Papers	Citations	Papers/ TRS	Cit./TRS	Cit./paper	Rank cit/TRS (area)	Rank cit/paper (area)	Rank in univ.
Department of Food Science and Human Nutrition (AUA)	30	4	1501	42507	50.03	1,416.90	28.32	1	1	1
Department of Food Science and Technology (IONIO)	12	2	345	9241	28.75	770.08	26.79	2	2	1
Department of Food Science and Technology (UoP)	12	1	411	8085	34.25	673.75	19.67	3	5	1
Department of Food Science and Technology (UPatras)	7	1	213	4062	30.43	580.29	19.07	4	6	2
Department of Food Science and Nutrition (UAegean)	17	4	387	7764	22.76	456.71	20.06	5	4	2
Department of Food Science and Nutrition (UThessaly)	11	4	266	4858	24.18	441.64	18.26	6	7	2
Department of Wine, Vine and Beverage Sciences (UNIWA)	13	5	367	5700	28.23	438.46	15.53	7	9	1
Department of Food Science and Technology (UNIWA)	16	3	319	6861	19.94	428.81	21.51	8	3	2
Department of Food Science and Technology (IHU)	16	0	357	6103	22.31	381.44	17.10	9	8	1

Table D2d. Forestry and natural environment: Semantic Scholar documents 2012-2025 per department (design B). Ordered by citations per TRS member.

Department (Univ.)	TRS	No profile	Papers	Citations	Papers/ TRS	Cit./TRS	Cit./paper	Rank cit/TRS (area)	Rank cit/paper (area)	Rank in univ.
Department of Forestry and Management of the Environment and of Natural Resources (DUTH)	21	2	840	14262	40.00	679.14	16.98	1	1	2
Department of Forestry and Natural Environment Management (AUA)	8	0	188	3139	23.50	392.38	16.70	2	2	4
School of Forestry and Natural Environment (AUTH)	35	6	770	10423	22.00	297.80	13.54	3	3	4

Department (Univ.)	TRS	No profile	Papers	Citations	Papers/ TRS	Cit./TRS	Cit./paper	Rank cit/TRS (area)	Rank cit/paper (area)	Rank in univ.
Department of Forestry, Wood Science and Design (UThessaly)	14	6	23	77	1.64	5.50	3.35	4	4	6

Table D2e. Environment: Semantic Scholar documents 2012-2025 per department (design B). Ordered by citations per TRS member.

Department (Univ.)	TRS	No profile	Papers	Citations	Papers/ TRS	Cit./TRS	Cit./paper	Rank cit/TRS (area)	Rank cit/paper (area)	Rank in univ.
Department of Environment (UAegean)	12	1	353	8624	29.42	718.67	24.43	1	1	1
Department of Environment (IONIO)	16	3	407	8693	25.44	543.31	21.36	2	2	2
Department of Environment (UThessaly)	10	6	6	9	0.60	0.90	1.50	3	3	8

Table D2f. Veterinary medicine: Semantic Scholar documents 2012-2025 per department (design B). Ordered by citations per TRS member.

Department (Univ.)	TRS	No profile	Papers	Citations	Papers/ TRS	Cit./TRS	Cit./paper	Rank cit/TRS (area)	Rank cit/paper (area)	Rank in univ.
School of Veterinary Medicine (AUTH)	83	19	1344	31455	16.19	378.98	23.40	1	1	3
Department of Veterinary Medicine (UThessaly)	36	10	351	4389	9.75	121.92	12.50	2	2	5

Table D3a. Agricultural sciences: top-20 academics by Semantic Scholar h-index, publications 2012-2025 (design A).

Academic	Department (Univ.)	h	i10	Cites	Pubs	Rank h d/u/a/all	Comp. (area)	Lifetime h / i10 / cites	Conf.
Kalogirou Stefanos	Department of Animal Science (AUA)	58	122	13,736	219	1/1/1/1	1.3	88 / 233 / 36,312	L
Damalas Christos	Department of Agricultural Development (DUTH)	48	118	7,351	193	1/1/2/3	3.1	55 / 139 / 12,119	L
Petropoulos Spyridon	Department of Agriculture, Crop Production and Rural Environment (UThessaly)	47	147	7,346	202	1/1/3/5	3.8	49 / 154 / 7,834	L
Antoniadis Vasileios	Department of Agriculture, Crop Production and Rural Environment (UThessaly)	38	72	5,391	120	2/2/4/7	6.3	42 / 84 / 6,318	L
Kavallieratos Nikolaos	Department of Crop Science (AUA)	38	151	5,256	261	1/5/4/7	2.2	51 / 247 / 10,121	L
Zervakis Georgios	Department of Crop Science (AUA)	37	90	4,005	198	2/6/6/9	6.9	47 / 128 / 6,362	L
Georgakopoulos Dimitrios	Department of Crop Science (AUA)	36	85	9,882	148	3/7/7/12	4.0	46 / 119 / 14,803	M
Madesis Panagiotis	Department of Agriculture, Crop Production and Rural Environment (UThessaly)	34	105	4,130	211	3/3/8/13	6.0	37 / 117 / 4,659	L
Fanourakis Dimitrios	Department of Agriculture (HMU)	34	72	3,141	88	1/1/8/13	13.3	35 / 79 / 3,574	L
Tsiamis Georgios	Department of Sustainable Agriculture (UPatras)	33	71	5,732	136	1/1/10/16	7.7	38 / 86 / 7,268	L
Goula Athanasia	School of Agriculture (AUTH)	33	61	3,923	123	1/2/10/16	11.8	44 / 84 / 7,043	L
Koutsias Nikos	Department of Sustainable Agriculture (UPatras)	32	55	4,098	85	2/2/12/19	13.3	41 / 77 / 6,484	L
Markakis Emmanouil	Department of Agriculture (HMU)	32	77	3,602	231	2/2/12/19	4.5	41 / 106 / 7,299	L
Moschakis Thomas	School of Agriculture (AUTH)	32	54	3,047	70	2/3/12/19	17.6	37 / 66 / 4,283	L
Vryzas Zisis	School of Agriculture (AUTH)	32	45	2,956	74	2/3/12/19	17.9	36 / 57 / 3,978	L
Lazaridou Athina	School of Agriculture (AUTH)	31	58	2,554	86	4/5/16/24	20.2	39 / 85 / 6,758	L
Fotidis Ioannis	School of Agriculture (AUTH)	29	43	3,554	78	5/6/17/28	18.4	29 / 44 / 3,657	L
Paraskevopoulou Angeliki	Department of Crop Science (AUA)	29	69	2,533	124	4/9/17/28	16.6	36 / 98 / 4,126	L
Martini Aikaterini	Department of Agriculture (HMU)	28	52	2,433	125	3/3/19/32	17.3	32 / 72 / 3,382	L
Tsiplakou Eleni	Department of Animal Science (AUA)	28	69	2,316	135	2/10/19/32	16.9	32 / 80 / 3,029	L

Table D3b. Biology and molecular biosciences: top-20 academics by Semantic Scholar h-index, publications 2012-2025 (design A).

Academic	Department (Univ.)	h	i10	Cites	Pubs	Rank h d/u/a/all	Comp. (area)	Lifetime h / i10 / cites	Conf.
Mazaris Antonios	School of Biology (AUTH)	37	84	4,612	132	1/1/1/9	1.7	44 / 110 / 6,054	L
Damialis Athanasios	School of Biology (AUTH)	28	63	3,050	96	2/8/2/32	3.5	34 / 77 / 4,003	L
Fyllas Nikolaos M.	Department of Biology (NKUA)	26	45	5,154	78	1/1/3/41	3.1	35 / 62 / 10,887	L
Georgiadou Maria	Department of Biological Applications and Technology (UoI)	25	39	4,737	63	1/1/4/48	4.5	31 / 54 / 5,463	L
Diallinas Georgios	Department of Biology (NKUA)	24	47	5,928	98	2/2/5/57	2.1	42 / 98 / 8,714	L
Flemetakis Emmanouil	Department of Biotechnology (AUA)	23	56	1,617	117	1/18/6/63	4.8	30 / 88 / 3,004	L
Genitsaris Savvas M.	Department of Biology (NKUA)	23	35	1,448	60	3/3/6/63	9.3	24 / 38 / 1,659	L
Adamidis Konstantinos	Department of Biological Applications and Technology (UoI)	22	59	3,038	315	2/4/8/76	2.3	24 / 66 / 3,905	L
Stravopodis Dimitrios I.	Department of Biology (NKUA)	21	41	2,672	77	4/4/9/83	7.9	32 / 77 / 7,837	L
Pavlidis Michail	Department of Biology (UoC)	21	32	1,306	46	1/1/9/83	13.0	29 / 52 / 2,631	L
Gkelis Spyridon	School of Biology (AUTH)	21	29	1,246	59	3/19/9/83	12.5	26 / 40 / 1,973	L

Academic	Department (Univ.)	h	i10	Cites	Pubs	Rank h d/u/a/all	Comp. (area)	Lifetime h / i10 / cites	Conf.
Malea Paraskevi	School of Biology (AUTH)	20	30	986	42	4/23/12/95	17.0	29 / 54 / 2,153	L
Triantafyllidis Alexandros	School of Biology (AUTH)	19	29	1,612	62	5/26/13/104	11.3	21 / 31 / 1,759	L
Tsouko Erminta L.	Department of Biology (NKUA)	19	31	1,603	44	5/5/13/104	13.6	19 / 31 / 1,604	L
Sagonas Konstantinos	School of Biology (AUTH)	19	36	1,494	71	5/26/13/104	11.2	32 / 97 / 4,209	M
Katapodis Petros	Department of Biological Applications and Technology (UoI)	19	23	1,210	37	3/6/13/104	17.4	33 / 59 / 3,227	L
Amillis Sotirios V.	Department of Biology (NKUA)	18	22	1,130	46	6/6/17/119	18.5	23 / 34 / 1,677	L
Kottaridi Christina	School of Biology (AUTH)	18	28	749	60	7/31/17/119	17.8	21 / 46 / 1,186	L
Milioni Dimitra	Department of Biotechnology (AUA)	17	21	803	66	2/31/19/135	16.2	23 / 34 / 2,604	L
Papatheodorou Evfimia	School of Biology (AUTH)	16	29	1,385	76	8/39/20/147	12.6	22 / 44 / 1,980	L

Table D3c. Food science and nutrition: top-20 academics by Semantic Scholar h-index, publications 2012-2025 (design A).

Academic	Department (Univ.)	h	i10	Cites	Pubs	Rank h d/u/a/all	Comp. (area)	Lifetime h / i10 / cites	Conf.
Papanikolaou Serafeim	Department of Food Science and Human Nutrition (AUA)	50	124	7,673	170	1/2/1/2	1.7	74 / 178 / 16,416	L
Skandamis Panagiotis	Department of Food Science and Human Nutrition (AUA)	48	137	8,813	225	2/3/2/3	1.2	60 / 200 / 16,154	L
Androutsos Odysseas	Department of Food Science and Human Nutrition (AUA)	40	112	6,521	202	3/4/3/6	3.0	42 / 117 / 6,775	L
Varzakas Theodoros	Department of Food Science and Technology (UoP)	37	103	5,296	210	1/1/4/9	3.0	40 / 132 / 6,780	L
Tarantilis Petros	Department of Food Science and Human Nutrition (AUA)	32	80	3,196	135	4/8/5/19	5.6	57 / 152 / 10,653	L
Lalas Stavros	Department of Food Science and Nutrition (UThessaly)	30	92	2,840	153	1/4/6/25	5.9	30 / 92 / 2,842	L
Alexandri Maria	Department of Food Science and Technology (IONIO)	30	49	2,049	122	1/2/6/25	8.7	30 / 49 / 2,055	L
Bountziouka Vasiliki	Department of Food Science and Nutrition (UAegean)	29	59	2,584	124	1/2/8/28	8.0	35 / 82 / 4,236	L
Giannakas Aris	Department of Food Science and Technology (UPatras)	28	62	2,430	97	1/3/9/32	10.4	31 / 70 / 2,717	L
Kandylis Panagiotis	Department of Food Science and Technology (IONIO)	27	42	2,210	67	2/3/10/38	13.4	29 / 51 / 2,568	L
Tsakalidou Evthymia	Department of Food Science and Human Nutrition (AUA)	26	50	3,331	106	5/11/11/41	8.0	46 / 119 / 9,661	L
Chorianopoulos Nikolaos	Department of Food Science and Human Nutrition (AUA)	26	42	2,273	66	5/11/11/41	13.7	33 / 52 / 3,351	M
Mallouchos Athanasios	Department of Food Science and Human Nutrition (AUA)	26	47	2,140	58	5/11/11/41	14.9	33 / 61 / 3,205	L
Tsironi Theofania	Department of Food Science and Human Nutrition (AUA)	26	47	1,848	79	5/11/11/41	14.4	29 / 54 / 2,402	L
Drosinos Elevtherios	Department of Food Science and Human Nutrition (AUA)	25	43	1,362	84	9/16/15/48	18.3	47 / 120 / 6,499	L
Kachrimanidou Vasiliki	Department of Food Science and Technology (IONIO)	24	40	2,570	56	3/4/16/57	14.2	24 / 40 / 2,570	L
Ellinas Kosmas	Department of Food Science and Nutrition (UAegean)	24	35	1,987	59	2/4/16/57	18.0	25 / 37 / 2,253	L
Sinanoglou Vasileia Kathigitria	Department of Food Science and Technology (UNIWA)	24	46	1,771	79	1/1/16/57	17.2	29 / 58 / 2,834	L
Agriopoulou Sofia	Department of Food Science and Technology (UoP)	23	31	2,401	47	2/2/19/63	17.3	23 / 31 / 2,401	L
Evangelou Alexandra Epikouri	Department of Wine, Vine and Beverage Sciences (UNIWA)	23	38	1,673	127	1/2/19/63	12.6	35 / 87 / 4,963	L

Table D3d. Forestry and natural environment: top-20 academics by Semantic Scholar h-index, publications 2012-2025 (design A).

Academic	Department (Univ.)	h	i10	Cites	Pubs	Rank h d/u/a/all	Comp. (area)	Lifetime h / i10 / cites	Conf.
Arabatzis Garyfallos	Department of Forestry and Management of the Environment and of Natural Resources (DUTH)	34	60	3,708	136	1/2/1/13	1.3	42 / 85 / 4,730	L
Gitas Ioannis	School of Forestry and Natural Environment (AUTH)	29	61	3,385	129	1/6/2/28	2.4	40 / 87 / 4,953	L
Milios Elias	Department of Forestry and Management of the Environment and of Natural Resources (DUTH)	24	76	2,515	225	2/4/3/57	1.8	50 / 208 / 13,536	L
Diamantopoulou Maria	School of Forestry and Natural Environment (AUTH)	22	57	2,103	213	2/18/4/76	3.3	26 / 69 / 2,736	L
Karanikola Paraskevi	Department of Forestry and Management of the Environment and of Natural Resources (DUTH)	20	27	2,136	83	3/7/5/95	5.1	20 / 29 / 2,198	L
Pantera Anastasia	Department of Forestry and Natural Environment Management (AUA)	20	25	2,001	61	1/24/5/95	6.9	21 / 28 / 2,080	L

Academic	Department (Univ.)	h	i10	Cites	Pubs	Rank h d/u/a/all	Comp. (area)	Lifetime h / i10 / cites	Conf.
Radoglou Kalliopi	Department of Forestry and Management of the Environment and of Natural Resources (DUTH)	18	29	2,115	79	4/9/7/119	6.6	30 / 62 / 4,593	L
Tsantopoulos Georgios	Department of Forestry and Management of the Environment and of Natural Resources (DUTH)	18	29	1,170	91	4/9/7/119	6.9	18 / 31 / 1,217	L
Kyriazopoulos Apostolos	Department of Forestry and Management of the Environment and of Natural Resources (DUTH)	18	27	1,096	66	4/9/7/119	8.5	22 / 34 / 1,480	L
Stavrakoudis Dimitrios	School of Forestry and Natural Environment (AUTH)	17	30	946	58	3/33/10/135	11.2	18 / 35 / 1,110	L
Kamperidou Vasiliki	School of Forestry and Natural Environment (AUTH)	17	31	858	57	3/33/10/135	12.1	17 / 31 / 880	L
Kitikidou Kyriaki	Department of Forestry and Management of the Environment and of Natural Resources (DUTH)	16	24	890	96	7/13/12/147	8.3	17 / 27 / 1,579	L
Andreopoulou Zacharoula	School of Forestry and Natural Environment (AUTH)	14	20	723	82	5/47/13/182	11.2	15 / 25 / 896	L
Tsioras Petros	School of Forestry and Natural Environment (AUTH)	14	19	525	48	5/47/13/182	14.8	16 / 23 / 659	L
Lykidis Charalampos	School of Forestry and Natural Environment (AUTH)	14	14	404	32	5/47/13/182	17.4	15 / 16 / 506	H
Tampekis Stergios	Department of Forestry and Natural Environment Management (AUA)	13	16	439	41	2/42/16/203	17.6	13 / 16 / 439	L
Galatsidas Spyros	Department of Forestry and Management of the Environment and of Natural Resources (DUTH)	12	14	1,079	43	8/18/17/218	13.8	16 / 19 / 1,247	L
Myronidis Dimitrios	School of Forestry and Natural Environment (AUTH)	11	12	664	20	8/64/18/239	19.8	17 / 19 / 910	L
Papaspyropoulos Konstantinos	School of Forestry and Natural Environment (AUTH)	11	14	446	44	8/64/18/239	17.3	12 / 15 / 471	L
Kokkinakis Antonios	School of Forestry and Natural Environment (AUTH)	11	12	358	21	8/64/18/239	21.9	11 / 13 / 369	L

Table D3e. Environment: top-20 academics by Semantic Scholar h-index, publications 2012-2025 (design A).

Academic	Department (Univ.)	h	i10	Cites	Pubs	Rank h d/u/a/all	Comp. (area)	Lifetime h / i10 / cites	Conf.
Gerovasileiou Vasileios	Department of Environment (IONIO)	33	75	3,994	162	1/1/1/16	1.0	33 / 76 / 4,015	L
Evangelinos Konstantinos	Department of Environment (UAegean)	30	54	2,807	87	1/1/2/25	2.2	40 / 91 / 5,509	L
Skouloudis Antonis	Department of Environment (UAegean)	28	52	3,382	87	2/3/3/32	2.2	34 / 61 / 4,276	L
Petala Athanasia	Department of Environment (IONIO)	24	41	1,754	51	2/4/4/57	4.3	25 / 42 / 1,785	L
Panagiotaras Dionysios	Department of Environment (IONIO)	18	29	1,009	53	3/8/5/119	4.6	20 / 35 / 1,286	L
Poirazidis Konstantinos	Department of Environment (IONIO)	13	20	895	46	4/9/6/203	6.3	22 / 36 / 1,713	L
Botetzagias Iosif	Department of Environment (UAegean)	12	14	926	29	3/6/7/218	7.3	14 / 19 / 1,280	H
Matsinos Giannis	Department of Environment (UAegean)	12	13	692	33	3/6/7/218	7.9	26 / 41 / 2,105	L
Pilinis Christodoulos	Department of Environment (UAegean)	12	13	646	19	3/6/7/218	9.1	33 / 48 / 5,209	L
Lekkas Dimitris Fragkiskos	Department of Environment (UAegean)	12	13	467	46	3/6/7/218	7.3	16 / 23 / 1,007	L
Zevgolis Ioannis G.	Department of Environment (UAegean)	12	13	367	42	3/6/7/218	8.4	15 / 19 / 573	L
Kalimeris Anastasios	Department of Environment (IONIO)	10	10	332	23	5/10/12/259	11.6	12 / 15 / 493	L
Mamoutos Ioannis	Department of Environment (IONIO)	8	7	216	18	6/12/13/296	13.7	8 / 7 / 219	L
Akriotis Triantafyllos	Department of Environment (UAegean)	8	7	160	16	8/14/13/296	14.6	11 / 11 / 344	L
Gaganis Petros	Department of Environment (UAegean)	7	5	190	20	9/16/15/318	13.8	14 / 16 / 623	L
Kampasi Aikaterini	Department of Environment (IONIO)	5	4	228	13	7/14/16/358	14.9	5 / 4 / 228	L
Manti Panagiota	Department of Environment (IONIO)	5	5	95	8	7/14/16/358	17.5	7 / 7 / 191	H
Karydis Christos	Department of Environment (IONIO)	4	1	65	13	9/16/18/384	17.3	4 / 1 / 70	M
Kampioti Adamantia	Department of Environment (IONIO)	4	3	61	7	9/16/18/384	19.3	9 / 9 / 416	L
Apostolopoulos Pantelis S.	Department of Environment (IONIO)	4	2	43	13	9/16/18/384	17.9	13 / 16 / 554	L

Table D3f. Veterinary medicine: top-20 academics by Semantic Scholar h-index, publications 2012-2025 (design A).

Academic	Department (Univ.)	h	i10	Cites	Pubs	Rank h d/u/a/all	Comp. (area)	Lifetime h / i10 / cites	Conf.
Grivas Ioannis	School of Veterinary Medicine (AUTH)	28	39	2,789	60	1/8/1/32	1.9	34 / 51 / 3,998	L
Mente Eleni	School of Veterinary Medicine (AUTH)	26	48	2,199	85	2/10/2/41	3.0	35 / 75 / 3,933	L
Giannenas Ilias	School of Veterinary Medicine (AUTH)	25	62	2,697	127	3/11/3/48	3.0	25 / 62 / 2,698	L
Dovas Chrysostomos	School of Veterinary Medicine (AUTH)	25	48	1,941	85	3/11/3/48	4.0	35 / 81 / 3,473	L
Arsenos Georgios	School of Veterinary Medicine (AUTH)	23	60	2,042	151	5/13/5/63	2.1	28 / 87 / 3,013	L
Billinis Charalampos	Department of Veterinary Medicine (UThessaly)	22	51	1,661	133	1/7/6/76	3.9	33 / 87 / 3,457	L
Sachana Magdalini	School of Veterinary Medicine (AUTH)	21	35	1,785	61	6/19/7/83	8.2	27 / 50 / 2,625	L
Papadopoulou Paraskevi	School of Veterinary Medicine (AUTH)	17	22	6,967	58	7/33/8/135	2.5	18 / 26 / 7,050	M
Mavrogianni Vasiliki	Department of Veterinary Medicine (UThessaly)	17	37	1,236	74	2/13/8/135	9.2	24 / 58 / 2,061	L
Kritas Spyridon	School of Veterinary Medicine (AUTH)	17	32	914	78	7/33/8/135	8.8	27 / 56 / 2,233	L

Academic	Department (Univ.)	h	i10	Cites	Pubs	Rank h d/u/a/all	Comp. (area)	Lifetime h / i10 / cites	Conf.
Angelopoulou Aikaterini	School of Veterinary Medicine (AUTH)	16	22	1,610	47	9/39/11/147	11.6	27 / 52 / 2,932	L
Theodoridis Alexandros	School of Veterinary Medicine (AUTH)	15	23	1,047	80	10/43/12/162	9.2	17 / 27 / 1,193	L
Koutoulis Konstantinos	Department of Veterinary Medicine (UThessaly)	15	17	587	39	3/15/12/162	15.9	15 / 18 / 607	L
Tzika Eleni	School of Veterinary Medicine (AUTH)	14	16	1,102	47	11/47/14/182	13.5	15 / 19 / 1,249	L
Filippitzi Maria Eleni	School of Veterinary Medicine (AUTH)	14	17	680	35	11/47/14/182	16.3	14 / 17 / 680	L
Petridou Evanthia	School of Veterinary Medicine (AUTH)	14	26	671	77	11/47/14/182	11.8	17 / 43 / 1,140	L
Lianou Dafni	Department of Veterinary Medicine (UThessaly)	14	22	508	55	4/16/14/182	15.3	14 / 22 / 510	L
Papageorgiou Konstantinos	School of Veterinary Medicine (AUTH)	13	14	557	31	14/57/18/203	19.6	13 / 14 / 558	M
Fletouris Dimitrios	School of Veterinary Medicine (AUTH)	12	12	499	23	15/59/19/218	22.6	25 / 48 / 3,815	L
Pexara Andreana	Department of Veterinary Medicine (UThessaly)	12	14	467	24	5/20/19/218	22.0	12 / 15 / 804	L

Chapter 06

ACADEMIC RANKINGS OF GREEK LAW, POLITICAL AND SOCIAL SCIENCE DEPARTMENTS AND THEIR FACULTY

10.5281/zenodo.22288230

Synopsis

This chapter evaluates Greek higher education against the global ranking systems - the World's Top 2% Scientists career list and Research.com - and executes two published bibliometric assessment designs for a single scope and a single publication window, 2012-2025: the academic-level Google Scholar h-index design of Altanopoulou, Dontsidou and Tselios (2012; design A) and the department-level Scopus design of Koukoutsidis (2022; design B). The scope is the Greek university departments of law, political and social sciences - 38 operating departments in 2026, consolidated from 39 departments of the 2022 census through the institutional reorganisations documented in Section 3A - organised in 6 areas: Law (3 departments); Political science and public administration (6 departments); Sociology, social policy, social work and anthropology (14 departments); Psychology (7 departments); Communication and media studies (7 departments); International and European studies (1 department). Every section of the chapter is organised in two parts, A and B, so that the data, indicators, aggregation rules and results of the two designs remain separately attributable. The roster of 854 tenured faculty members (TRS) was rebuilt from the department websites in August 2026; 711 members (83%) are evaluated in at least one bibliographic source. Design A is executed on its original instrument, Google Scholar (379 members with a public profile), and both designs are repeated on OpenAlex (459 matched) and Semantic Scholar (688 matched) as robustness checks. No author-level baseline exists for this scope - none of the applications of the 2012 design covered law, political science or the social sciences - so Section 5A is, to our knowledge, the first author-level bibliometric assessment of the complete tenured faculty of these departments; the department-level design does have its genuine baseline, the 2022 Scopus study, whose law, political and social sciences panel is reproduced and compared in Section 5B.1. Every faculty member is ranked within department, university, area and nation-wide under both designs; every member is looked up in the World's Top 2% Scientists career list (3 members found) and in the Research.com national discipline rankings for Greece (4 members found); and the best Greek units are placed against every European country under the Top 2% list restricted to the social-science, psychology and communication fields. All rosters, harvest records, per-member results and the complete pipeline are released.

Keywords: research evaluation; h-index; Google Scholar; OpenAlex; Semantic Scholar; Greek universities; law; political science; sociology; psychology; communication and media studies; international and European studies; department rankings; faculty rankings

JEL: A11, A14, I23, K10, Z18

1. Introduction

Quantitative assessment of research performance is a standing element of Greek higher-education policy: since 2022 a share of the annual state subsidy is allocated on quality indicators that include publications and citations per faculty member (Hellenic Republic, 2022). Public evidence at the level at which academic life is organised - the department and the individual academic - remains scarce. Two studies have filled that gap for Greece with different instruments, and this chapter takes both as its starting points, executes them for one scope and one window, and extends each to the individual faculty member. The scope is law, political and social sciences - the three law schools, the political science and public administration departments, the sociology, social policy, social work and anthropology departments, the psychology departments, the communication and media departments, and the international and European studies departments. It is the scope of this series in which the international citation databases capture the least of what the field publishes, a property documented in Sections 5 and 8: a large part of its output appears as Greek-language monographs, edited volumes and national law reviews that the indexes carry poorly or not at all. Of the 38 departments of the 2022 census one further department has since been founded - Psychology at the Democritus University of Thrace, established under Law 5094/2024 - and the roster of this chapter is built on that 2026 operating map.

1A. The Altanopoulou, Dontsidou & Tselios (2012) ranking methodology

Altanopoulou, Dontsidou and Tselios (2012) evaluated 93 Greek departments through the lifetime Google Scholar record of 3,354 academics, retrieved with Harzing's Publish or Perish between 20 April and 1 June 2009. The unit of observation is the individual academic; the department is characterised by the mean, standard deviation and median of its members' publications, citations and h-index, by the m-quotient, and by the share of members who report their scientific activity on the department website. The study also tested, for 16 disciplines, whether academics who report their activity on the web have a higher h-index. Its design was subsequently applied to the education departments (Tselios and Altanopoulou, 2011) and to 50 science and engineering departments (Pitsolanti, Papadopoulou and Tselios, 2018). None of those applications covered law, political science, sociology, psychology, communication or international and European studies, so no numerical design-A baseline exists for the departments of this chapter; Section 5A.1 states the consequence - design A is applied to this scope for the first time - and longitudinal comparison runs through design B.

1B. The Koukoutsidis (2022) ranking methodology

Koukoutsidis (2022) covered all 425 Greek university departments and 9,838 permanent faculty members (TRS) with the Scopus API for publications of 2017-2021 - the law, political and social science departments among them, from the historic law schools of Athens, Thessaloniki and Komotini to the social work and communication departments absorbed from the technological-education sector in the 2019 reform. The unit of observation is the department: the union of its members' documents, the citations to that set, and the ratios papers per TRS member, citations per TRS member and citations per paper, ranked within each university and within each thematic area. Scopus Author IDs were collected manually over six person-months and 1,131 split profiles were merged; the R code was released but not the identifier roster.

1C. Contribution of this chapter

We narrow both designs to law, political and social sciences and widen the time axis to 2012-2025, applying the same window to both designs and to every table of this chapter. Concretely we (i) restate both methodologies with explicit formulae (Section 4); (ii) rebuild the roster of 854 faculty members of the operating departments from the department websites, mapping every 2022 census department to its 2026 successor (Section 3); (iii) execute both designs on Google Scholar, the instrument of the 2012 study, and repeat them on two open bibliographic graphs, OpenAlex and Semantic Scholar, as robustness checks, documenting every substitution (Section 3C); (iv) reproduce the 2022 Scopus department-level baseline for the full scope (Section 5B.1) - the author-level design has no baseline here and Section 5A.1 records its first application; (v) extend both designs to the individual faculty member, with ranks within department, university, area and nation-wide and a composite rank (Sections 5A.5, 5B.3 and 5E); (vi) look every member up in two global ranking systems - the World's Top 2% Scientists career list and the Research.com national discipline rankings (Sections 5A.6 and 5D); and (vii) place the best Greek member, department and university against every European country under the Top 2% list restricted to the social-science, psychology and communication fields (Section 5G).

2. Background and related work

2A. Author-level indicators (design A lineage)

Hirsch (2005) proposed the h-index to summarise productivity and impact in one number; its robustness (Vanclay, 2007), its handicap for young researchers (Glänzel, 2006), its field dependence (Batista et al., 2006) and its sensitivity to self-citation (Schreiber, 2007; Bartneck and Kokkelmans, 2011) are documented, as are the g-index (Egghe, 2006), the i10-index and the m-quotient. Field dependence matters for this chapter's scope: citation cultures differ sharply across its own areas - psychology and communication studies are citation-dense and publish in international journals with multiple authors, while

law, sociology and political theory publish as single authors, often in Greek, and cite at substantially lower rates - so absolute values are comparable within an area, not across areas, and the chapter ranks within area throughout. Google Scholar offers the broadest coverage of the citation sources (Harzing, 2008; Harzing and Alakangas, 2016; Martín-Martín et al., 2018), at the price of synonymy and data-quality problems that must be controlled (Jacso, 2005, 2006) - and at the price of adoption, which varies by area and is measured directly and reported per department in Section 3B. For Greece the author-level lineage stops short of this scope: Altanopoulou, Dontsidou and Tselios (2012) set the design and Pitsolanti, Papadopoulou and Tselios (2018) carried it to the science and engineering departments, but law, political and social sciences were never covered - this chapter is the design's first application to them.

2B. Department-level indicators (design B lineage)

Scopus and Web of Science offer curated coverage with unique author and affiliation identifiers, which is what makes programmatic department-level aggregation feasible (Aria and Cuccurullo, 2017; Rose and Kitchin, 2019). Department-level studies remain rare because affiliations are recorded at the institution, not the department (Krampen, 2008; Kotsemir and Shashnov, 2017; Koukoutsidis, 2022) - and in law, political and social sciences the problem is compounded by the research centres and institutes to which social scientists are commonly co-affiliated (EKKE, the National Centre for Social Research, and the university research institutes), each recorded as an affiliation of its own. Open bibliographic graphs - OpenAlex (Priem, Piwowar and Orr, 2022) and the Semantic Scholar Academic Graph (Kinney et al., 2023) - have since made author- and document-level retrieval possible without a subscription; their coverage of the law, political and social sciences is thinner than of the natural sciences, since both are built on Crossref and index journal articles far better than the Greek-language monographs, edited volumes and law reviews that carry much of this scope’s output. This chapter reports OpenAlex and Semantic Scholar in full as robustness sources; Section 5C measures the agreement of the three sources on this scope.

3. Data

The scope is fixed by the department inventory of Table 1: every Greek university department whose object is law, political science or public administration, sociology, social policy, social work or anthropology, psychology, communication and media studies, or international and European studies - 39 departments of 15 universities in the 2022 census, cross-checked in August 2026 against each university's official school listings and consolidated by the intervening reorganisations to 38 operating departments (the mapping is stated in this section and documented department by department in Section 8). The boundaries follow the series rule that no member appears in two published volumes: the Panteion Department of Public Administration, the University of Macedonia Department of International and European Studies and the Hellenic Open University School of Social Sciences were published in the economics and business volume and are outside this scope, although each was captured before the cross-volume check identified it; the information and communication systems engineering department of the Aegean was published in the engineering volume. Four departments of informatics and telecommunications whose objects sit between engineering and this field, and which no earlier volume published, are deferred to the humanities and education volume rather than claimed here. Every exclusion is named in the companion record and listed in Section 8.

Table 1. Department inventory (2022 census rows) by university and area (LAW = Law; POL = Political science and public administration; SOC = Sociology, social policy, social work and anthropology; PSY = Psychology; MEDIA = Communication and media studies; IR = International and European studies).

University	LAW	POL	SOC	PSY	MEDIA	IR	All
Panteion	0	1	3	1	1	1	7
NKUA	1	1	1	1	1	0	5
AUTH	1	1	0	1	1	0	4
DUTH	1	1	2	0	0	0	4
UAegean	0	0	2	0	1	0	3
UoC	0	1	1	1	0	0	3

University	LAW	POL	SOC	PSY	MEDIA	IR	All
UThessaly	0	0	1	0	1	0	2
UoP	0	1	1	0	0	0	2
UoWM	0	0	0	1	1	0	2
IONIO	0	0	0	0	1	0	1
HMU	0	0	1	0	0	0	1
UNIWA	0	0	1	0	0	0	1
UPatras	0	0	1	0	0	0	1
UoM	0	0	1	0	0	0	1
UoI	0	0	0	1	0	0	1
Total	3	6	15	6	7	1	38

Source: department websites and university school listings, verified 30 August 2026. Full list with roster source URLs in the companion files. Census rows are tabulated under their 2022 university. The 2026 operating map adds one department that post-dates the census - Psychology at the Democritus University of Thrace (Didymoteicho), established under Law 5094/2024 and entering this volume with its provisional-assembly roster and no 2022 census row - and is otherwise unchanged; the mapping is documented in Section 8.

3A. Design A: the academics, their website record and their bibliometric profile

The roster of academics is built exactly as in 2012: surname, name and academic grade are taken from each department's own website (source URL and retrieval date recorded per person; companion files), emeritus, visiting, adjunct, research and laboratory-teaching (EDIP/ETEP) staff are excluded. The census (Table 2) counts 854 tenured faculty members in the 38 operating departments whose rosters could be captured: 336 professors, 181 associate professors, 325 assistant professors and 12 lecturers. One operating department could not be rostered and is documented rather than silently dropped: the Department of Social and Education Policy of the University of Peloponnese (Corinth) returned an HTTP 503 error to every retrieval route on every attempt over the capture window; it is recorded in Section 8 with its census size of 20. Where a university's central directory capped its responses (AUTH) the roster was captured by a complete two-letter sweep with saturation refinement; where department subdomains were unreachable or served only a static stub (Panteion Psychology and Social Anthropology) the roster was rebuilt from the university's central faculty directory, reading department and grade from each member's own profile page; where a site exposed no navigable staff page the WordPress REST interface was enumerated (DUTH Social Work, Social Policy and Psychology); and initial-pass defects found by the quality check (menu-linked contract and emeritus pages captured as faculty, a rank split misread from a grouped listing, office-hours strings harvested as names, mixed surname-first and given-name-first listings) were re-harvested from the primary pages and are documented in Section 8.

The 2012 study recorded, for each academic, whether at least one publication is reported on the department website. In 2026 nearly every department page links to a profile, so the variable no longer discriminates; we replace it by the closest public equivalent, whether the academic maintains a public ORCID iD, retrieved from the ORCID public API on name and institution for all 854 roster members (351 hold one). We keep the original hypothesis - that academics who publicly report their activity have a higher h-index - and the original test (Mann-Whitney U). This is a documented deviation of operationalisation, not of design.

Table 2. Roster census, August 2026: tenured faculty (TRS) by department and academic grade, Google Scholar matching and members evaluated in at least one source.

Area	Univ.	Department	TRS	Prof.	Assoc.	Asst.	Lect.	GS matched	GS high conf.	Any source
LAW	NKUA	School of Law	105	38	21	46	0	25	21	74
LAW	AUTH	School of Law	70	27	17	26	0	16	12	63
LAW	DUTH	Department of Law	56	15	13	24	4	5	2	38
POL	NKUA	Department of Political Science and Public Administration	31	11	6	13	1	16	14	24
POL	Panteion	Department of Political Science and History	31	13	12	6	0	17	15	27
POL	UoC	Department of Political Science	30	12	6	10	2	7	7	15
POL	AUTH	School of Political Sciences	20	8	6	6	0	8	5	19
POL	UoP	Department of Political Science and International Relations	19	5	8	6	0	9	6	18
POL	DUTH	Department of Political Science	1	0	0	1	0	0	0	1
SOC	Panteion	Department of Sociology	27	15	5	7	0	10	8	24
SOC	UoC	Department of Sociology	24	9	4	11	0	10	10	17
SOC	UPatras	Department of Education and Social Work	22	7	4	11	0	15	14	21

Area	Univ.	Department	TRS	Prof.	Assoc.	Asst.	Lect.	GS matched	GS high conf.	Any source
SOC	UThessaly	Department of History, Archaeology and Social Anthropology	21	8	8	5	0	15	14	21
SOC	Panteion	Department of Social Policy	20	12	4	4	0	12	12	19
SOC	HMU	Department of Social Work	19	3	4	12	0	9	9	16
SOC	UAegean	Department of Social Anthropology and History	19	4	7	8	0	11	10	18
SOC	UNIWA	Department of Social Work	18	4	4	7	3	11	11	18
SOC	UoM	Department of Educational and Social Policy	18	10	3	5	0	10	10	17
SOC	UAegean	Department of Sociology	17	7	2	8	0	6	5	17
SOC	DUTH	Department of Social Work	15	6	1	8	0	8	8	14
SOC	Panteion	Department of Social Anthropology	15	2	3	10	0	10	10	14
SOC	DUTH	Department of Social Policy	10	4	1	5	0	5	5	9
SOC	NKUA	Department of Sociology	4	3	0	1	0	1	1	4
PSY	UoC	Department of Psychology	27	17	5	5	0	10	10	16
PSY	AUTH	School of Psychology	22	14	2	6	0	18	17	21
PSY	NKUA	Department of Psychology	19	10	2	7	0	7	7	12
PSY	Panteion	Department of Psychology	14	5	1	8	0	9	7	13
PSY	UoI	Department of Psychology	14	4	5	5	0	8	6	14
PSY	DUTH	Department of Psychology	5	1	0	4	0	4	3	5
PSY	UoWM	Department of Psychology	2	0	0	2	0	0	0	0
MEDIA	NKUA	Department of Communication and Media Studies	22	12	3	7	0	13	11	21
MEDIA	UAegean	Department of Cultural Technology and Communication	22	12	4	6	0	14	13	20
MEDIA	AUTH	School of Journalism and Mass Media Studies	19	12	3	4	0	11	10	19
MEDIA	Panteion	Department of Communication, Media and Culture	19	4	6	9	0	16	13	18
MEDIA	UoWM	Department of Communication and Digital Media	15	3	4	8	0	5	5	8
MEDIA	IONIO	Department of Digital Media and Communication	10	1	2	5	2	8	8	10
MEDIA	UThessaly	Department of Culture, Creative Media and Industries	4	0	1	3	0	2	2	3
IR	Panteion	Department of International, European and Area Studies	28	18	4	6	0	18	17	23
All		Total	854	336	181	325	12	379	338	711

GS matched = a public Google Scholar profile attributed to the person (Section 3B); GS high conf. = profile verified at the member's university; Any source = matched in Google Scholar, OpenAlex or Semantic Scholar.

Figure 1 shows the census by university and grade: the National and Kapodistrian University of Athens, Panteion University and the Aristotle University of Thessaloniki account for the largest blocks, the three law schools alone holding more than a quarter of the field, and the regional and single-department universities close the tail.

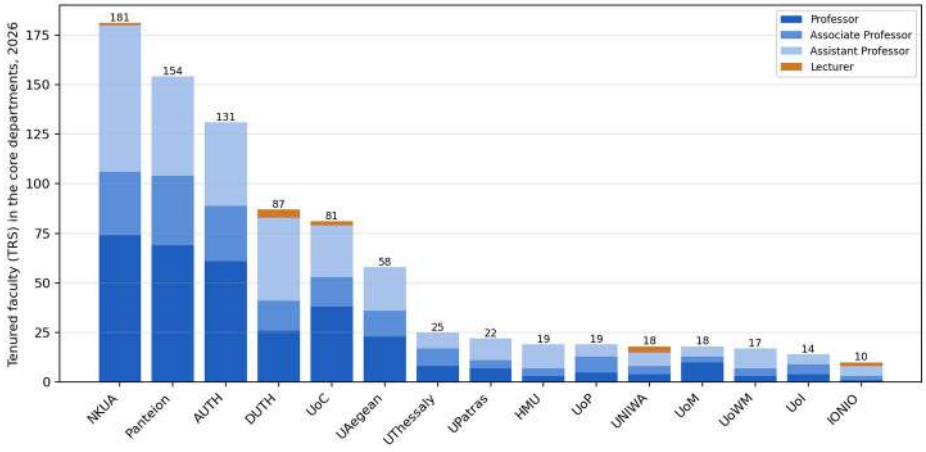

Figure 1. Tenured faculty of the core departments by university and academic grade, August 2026 (n = 854).

3B. Design B: TRS members, author identifiers and the document set

TRS is defined as in 2022: tenured faculty of all grades plus probationary assistant professors, taken from the department website. The 2022 study's binding step - locating the author identifier of every member - is reproduced here on Google Scholar: for every roster member an author search on the full name (and on its usual Latin variant) was run on Google Scholar, complemented by further discovery routes applying the same acceptance rules to the public profile pages. Each candidate profile was read in full and accepted when its name matched and its verified e-mail domain or stated affiliation is the member's university

(HIGH), when its name matched at another Greek institution or without a verified address (MEDIUM), or when only an initial-form profile at the university exists (LOW); profiles verified elsewhere were dropped as namesakes. Flags: HIGH 338, MEDIUM 16, LOW 25, UNMATCHED (no public profile) 475. The unmatched share (56%) is reported per department in Table 2; Section 5C measures how far the three sources agree on the members they share. Google Scholar profiles are self-curated, so no automated merging is needed and the member's own h-index, i10-index and citation total are read directly; the department document set of design B is the union of the members' listed articles, de-duplicated on title and year.

3C. Source substitution statement

Design A is executed on its original instrument, Google Scholar, with one adaptation: the 2009 study ran Publish or Perish name searches, which Google Scholar's interface no longer supports at scale, whereas this study reads the public author profile of each academic (retrieved 30 August 2026), which gives the same article list with years and citation counts plus the profile's own h-index, i10-index and citation total; members without a public profile therefore have no Google Scholar values and are reported as such. Design B is executed on the same Google Scholar article lists instead of Scopus, which was unavailable: the department document set is the union of the members' listed articles. Because Google Scholar is uncurated and its adoption in this field is partial, both designs were repeated on two open bibliographic graphs with the same roster and rules - OpenAlex (297 high, 0 medium, 0 low-confidence matches, 395 unmatched; affiliation histories checked against the member's university) and Semantic Scholar (130/320/238 matched at the three confidence levels, 166 unmatched; split profiles merged on name and venue evidence). In this field Semantic Scholar, not Google Scholar, gives the widest coverage (81% of the roster against 44%), so the open-graph appendix tables carry particular weight; Section 5C measures the agreement between the three sources.

4. Methodology

4A. Altanopoulou, Dontsidou & Tselios (2012) ranking methodology

Let an academic have publications indexed 1, ..., N with citation counts ordered non-increasingly, c(1) ≥ c(2) ≥ ... ≥ c(N). The h-index (Hirsch, 2005) is

$$h = \max\{\, k : c_{(k)} \geq k \,\} \tag{1}$$

i.e. h of the publications have at least h citations each. The m-quotient normalises h by career length, with Y the retrieval year and y_1 the year of first publication in the retrieved lifetime record:

$$m = \frac{h}{Y - y_1 + 1} \tag{2}$$

Egghe's g-index and the i10-index (publications with at least ten citations) are retained as secondary indicators:

$$g = \max\{\, k : \sum_{i=1}^{k} c_{(i)} \geq k^2 \,\} \tag{3}$$

For a department with n evaluated academics the reported statistics are: n; the mean and standard deviation of publications, citations and h; the median h; the mean i10 and the mean m-quotient. Departments are ordered by mean h within each area, with the median reported to expose skewness, exactly as in the 2012 tables. The hypothesis that academics who publicly report their activity have a different impact from those who do not is tested per area with the two-sided Mann-Whitney U test, α = 0.05:

$$U_1 = n_1 n_2 + \frac{n_1(n_1+1)}{2} - R_1, \qquad U = \min(U_1, U_2) \tag{4}$$

where n_1, n_2 are the group sizes and R_1 the rank sum of the reporting group; the reporting variable is the public ORCID iD and the impact metric the OpenAlex 2012-2025 h-index, so that the metric is independent of the variable and defined for the largest share of the roster (Section 3A). All indicators are computed twice: on the publications of 2012-2025 (the window of this chapter, reported in every table) and on the lifetime record (the exact 2012 design, reported in Section 5A.2 and in the companion workbook); for Google Scholar the profile's own lifetime h-index, i10-index and citation total are reported as well.

4B. Koukoutsidis (2022) ranking methodology

Let T_d be the set of TRS members of department d, D_i(w) the set of documents of member i with publication year in window w, and c_e the citation count of document e at retrieval. The department's publication count is the size of the union of its members' documents, so that a paper co-authored by several members is counted once:

$$P_d(w) = |D_d(w)|, \qquad D_d(w) = \bigcup_{i \in T_d} D_i(w) \tag{5}$$

$$C_d(w) = \sum_{e \in D_d(w)} c_e \tag{6}$$

with N_d = |T_d| counting every TRS member, including those without a matched profile (their absence is reported separately, not removed from the denominator). The three indicators of the 2022 study are

$$\text{papers per TRS}_d(w) = \frac{P_d(w)}{N_d} \tag{7}$$

$$\text{citations per TRS}_d(w) = \frac{C_d(w)}{N_d} \tag{8}$$

$$\text{citations per paper}_d(w) = \frac{C_d(w)}{P_d(w)} \tag{9}$$

Departments are ranked by Eq. 8 and, separately, by Eq. 9 within each university and within each area, because the two orderings diverge where co-authorship within the department is intense and where departments are small (Koukoutsidis, 2022) - both conditions present in the law, political and social sciences, where departments are often small and a single co-authored article can carry a large share of a department’s citations. Self-citations are allowed. The window is w = 2012-2025 throughout.

4C. Individual extension and composite rank (common to both designs)

Design A is individual by construction, so its department statistics are moments of a distribution that we now report in full: every academic is ranked within department, within area and nation-wide on h, citations and publications of 2012-2025. Design B is extended with the same three scopes on the member's own 2012-2025 papers P_i(w), citations C_i(w) and lifetime h. For an academic with ranks r_1, ..., r_M on M indicators the composite rank is the harmonic mean of the individual ranks - the aggregation rule used by IDEAS/RePEc (Zimmermann, 2013):

$$\bar{r} = \frac{M}{\sum_{j=1}^{M} 1/r_j} \tag{10}$$

Composite ranks are computed separately for the design-A indicators and for the design-B indicators and reported side by side; they are never merged across designs.

5. Results

5A. Altanopoulou, Dontsidou & Tselios (2012) ranking methodology

5A.1 Design lineage and baseline availability

The methodological ancestor of design A is Altanopoulou, Dontsidou and Tselios (2012); the same group applied the design to the education departments (Tselios and Altanopoulou, 2011) and to 50 science and engineering departments (Pitsolanti, Papadopoulou and Tselios, 2018). None of those applications covered the law, political and social sciences departments, so no numerical design-A baseline exists for the departments of this chapter and no baseline table can be reproduced. Section 5A is therefore, to our knowledge, the first author-level bibliometric assessment of the complete tenured faculty of the Greek law, political and social sciences. The department-level design does have its own baseline - the 2022 Scopus study, whose law, political and social sciences panel is reproduced and compared in Section 5B.1 - so longitudinal comparison in this chapter runs through design B.

5A.2 Departments, publications 2012-2025

Law: 46 academics with a matched Google Scholar record of the 231 TRS members in 3 departments. Mean h over the 2012-2025 publications ranges from 4.62 (School of Law (AUTH)) to 5.20 (Department of Law (DUTH)); the area mean is 4.87, with 24.3 publications and 252.8 citations per evaluated academic. The three departments with the highest mean h are Department of Law (DUTH) (5.20); School of Law (NKUA) (4.96); School of Law (AUTH) (4.62); the highest citations per academic are found at School of Law (NKUA) (344.2); Department of Law (DUTH) (198.0); School of Law (AUTH) (127.2).

Table 4a. Law: Google Scholar indicators of academics, publications 2012-2025 (design A). Cells give mean (SD) [median]. Departments ordered by mean h.

Department (Univ.)	N	TRS	Publications mean (SD)	Citations mean (SD)	h mean (SD) [median]	Mean i10	Mean m
Department of Law (DUTH)	5	56	31.8 (18.5)	198.0 (183.5)	5.2 (1.6) [5.0]	4.8	0.410
School of Law (NKUA)	25	105	26.6 (38.1)	344.2 (1,293.7)	5.0 (7.9) [3.0]	5.9	0.222
School of Law (AUTH)	16	70	18.4 (16.2)	127.2 (158.7)	4.6 (3.7) [4.0]	2.9	0.220

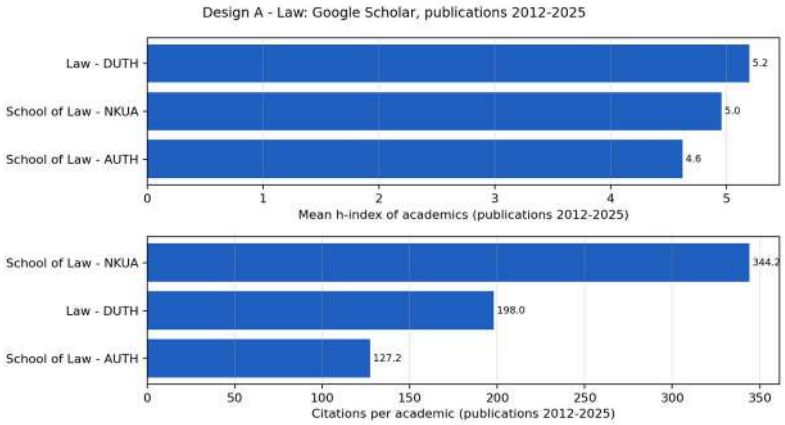

Figure 2. Law: mean h-index of academics (top) and citations per academic (bottom), Google Scholar publications 2012-2025, design A.

Political science and public administration: 57 academics with a matched Google Scholar record of the 132 TRS members in 6 departments. Mean h over the 2012-2025 publications ranges from 3.14 (Department of Political Science (UoC)) to 9.25 (School of Political Sciences (AUTH)); the area mean is 6.56, with 27.1 publications and 301.9 citations per evaluated academic. The three departments with the highest mean h are School of Political Sciences (AUTH) (9.25); Department of Political Science and International Relations (UoP) (7.89); Department of Political Science and History (Panteion) (6.35); the highest citations per academic are found at School of Political Sciences (AUTH) (595.5); Department of Political Science and

International Relations (UoP) (322.9); Department of Political Science and Public Administration (NKUA) (264.9).

Table 4b. Political science and public administration: Google Scholar indicators of academics, publications 2012-2025 (design A). Cells give mean (SD) [median]. Departments ordered by mean h.

Department (Univ.)	N	TRS	Publications mean (SD)	Citations mean (SD)	h mean (SD) [median]	Mean i10	Mean m
School of Political Sciences (AUTH)	8	20	39.6 (27.4)	595.5 (677.5)	9.2 (5.8) [6.5]	9.9	0.509
Department of Political Science and International Relations (UoP)	9	19	32.6 (21.2)	322.9 (381.9)	7.9 (6.1) [7.0]	8.8	0.522
Department of Political Science and History (Panteion)	17	31	22.0 (16.9)	264.5 (416.1)	6.3 (5.0) [5.0]	5.7	0.282
Department of Political Science and Public Administration (NKUA)	16	31	29.6 (24.9)	264.9 (316.9)	6.2 (3.8) [5.5]	5.8	0.268
Department of Political Science (UoC)	7	30	12.1 (9.7)	115.1 (193.2)	3.1 (2.6) [2.0]	1.1	0.162
Department of Political Science (DUTH)	0	1	- (-)	- (-)	- (-) [-]	-	-

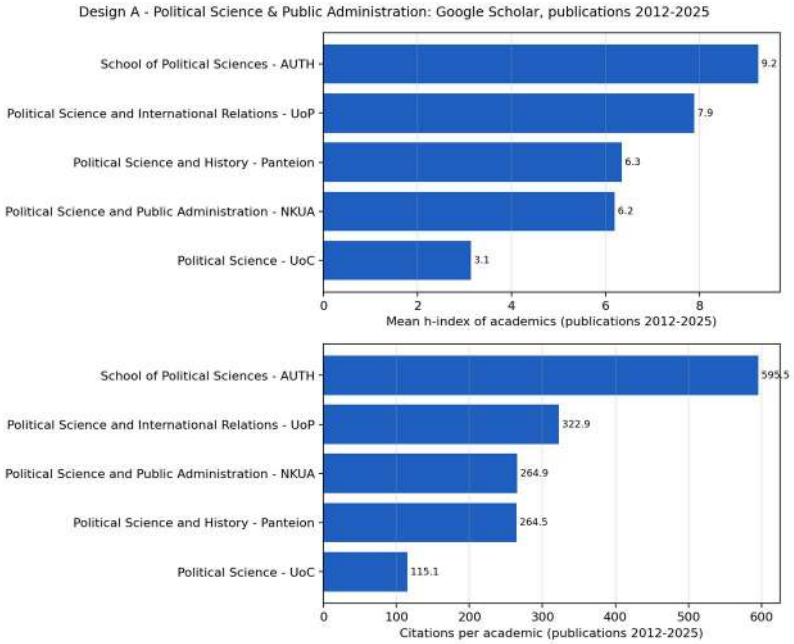

Figure 3. Political science and public administration: mean h-index of academics (top) and citations per academic (bottom), Google Scholar publications 2012-2025, design A.

Sociology, social policy, social work and anthropology: 133 academics with a matched Google Scholar record of the 249 TRS members in 14 departments. Mean h over the 2012-2025 publications ranges from 1.00 (Department of Sociology (NKUA)) to 11.30 (Department of Educational and Social Policy (UoM)); the area mean is 6.68, with 26.1 publications and 346.4 citations per evaluated academic. The three departments with the highest mean h are Department of Educational and Social Policy (UoM) (11.30); Department of Social Work (HMU) (11.22); Department of Sociology (UoC) (7.70); the highest citations per academic are found at Department of Social Work (HMU) (966.3); Department of Social Work (UNIWA) (695.9); Department of Sociology (UoC) (590.4).

Table 4c. Sociology, social policy, social work and anthropology: Google Scholar indicators of academics, publications 2012-2025 (design A). Cells give mean (SD) [median]. Departments ordered by mean h.

Department (Univ.)	N	TRS	Publications mean (SD)	Citations mean (SD)	h mean (SD) [median]	Mean i10	Mean m
Department of Educational and Social Policy (UoM)	10	18	32.4 (19.0)	504.3 (396.0)	11.3 (5.3) [10.5]	13.8	0.410
Department of Social Work (HMU)	9	19	48.2 (55.2)	966.3 (1,039.4)	11.2 (9.1) [9.0]	15.3	0.473
Department of Sociology (UoC)	10	24	27.8 (23.2)	590.4 (579.7)	7.7 (3.7) [8.5]	7.2	0.411
Department of Social Policy (Panteion)	12	20	37.8 (31.4)	279.2 (272.2)	7.4 (4.6) [8.0]	8.4	0.306
Department of Social Policy (DUTH)	5	10	20.0 (10.4)	234.0 (104.2)	7.2 (2.8) [8.0]	6.4	0.350
Department of Sociology (UAegean)	6	17	36.2 (32.6)	297.2 (293.9)	7.2 (4.5) [6.5]	8.3	0.372
Department of Social Work (UNIWA)	11	18	20.3 (11.5)	695.9 (1,573.5)	7.0 (4.4) [5.0]	6.9	0.417

Department (Univ.)	N	TRS	Publications mean (SD)	Citations mean (SD)	h mean (SD) [median]	Mean i10	Mean m
Department of Education and Social Work (UPatras)	15	22	32.7 (28.7)	283.1 (249.1)	6.7 (3.6) [5.0]	5.7	0.267
Department of Social Anthropology (Panteion)	10	15	26.0 (16.1)	369.0 (542.1)	6.6 (3.1) [6.5]	5.4	0.339
Department of History, Archaeology and Social Anthropology (UThessaly)	15	21	16.3 (8.3)	113.4 (101.6)	5.1 (2.7) [5.0]	3.6	0.246
Department of Sociology (Panteion)	10	27	23.9 (17.0)	106.9 (201.8)	4.1 (4.0) [3.0]	3.0	0.227
Department of Social Anthropology and History (UAegean)	11	19	12.9 (7.2)	78.5 (92.6)	3.7 (2.1) [3.0]	2.0	0.155
Department of Social Work (DUTH)	8	15	7.9 (3.0)	112.4 (174.6)	3.2 (1.3) [3.0]	2.0	0.182
Department of Sociology (NKUA)	1	4	1.0 (-)	5.0 (-)	1.0 (-) [1.0]	0.0	0.077

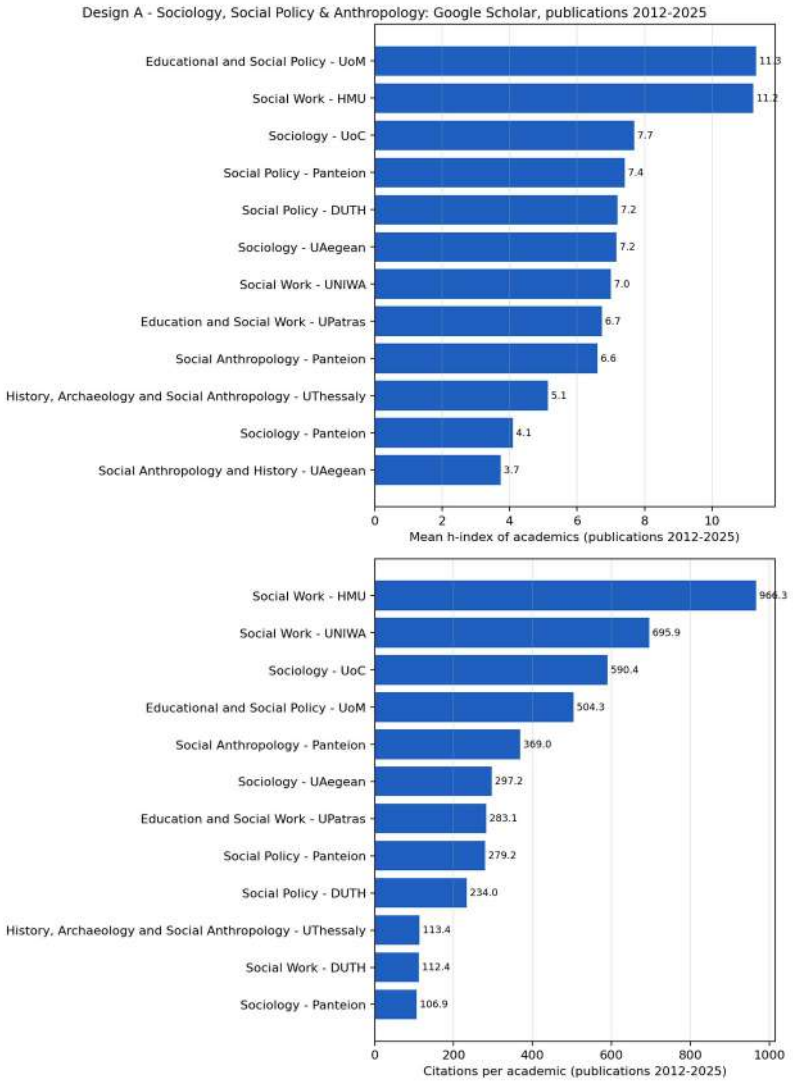

Figure 4. Sociology, social policy, social work and anthropology: mean h-index of academics (top) and citations per academic (bottom), Google Scholar publications 2012-2025, design A.

Psychology: 56 academics with a matched Google Scholar record of the 103 TRS members in 7 departments. Mean h over the 2012-2025 publications ranges from 12.12 (Department of Psychology (UoI)) to 19.00 (Department of Psychology (DUTH)); the area mean is 15.50, with 55.7 publications and 2,402.2 citations per evaluated academic. The three departments with the highest mean h are Department of Psychology (DUTH) (19.00); Department of Psychology (NKUA) (18.86); School of Psychology (AUTH) (16.00); the highest citations per academic are found at School of Psychology (AUTH) (4,915.1); Department of Psychology (NKUA) (1,638.7); Department of Psychology (DUTH) (1,595.8).

Table 4d. Psychology: Google Scholar indicators of academics, publications 2012-2025 (design A). Cells give mean (SD) [median]. Departments ordered by mean h.

Department (Univ.)	N	TRS	Publications mean (SD)	Citations mean (SD)	h mean (SD) [median]	Mean i10	Mean m
Department of Psychology (DUTH)	4	5	96.2 (113.5)	1,595.8 (642.6)	19.0 (4.5) [18.0]	39.2	1.156
Department of Psychology (NKUA)	7	19	73.6 (38.5)	1,638.7 (1,047.5)	18.9 (7.1) [19.0]	29.9	0.822
School of Psychology (AUTH)	18	22	58.4 (47.7)	4,915.1 (14,666.0)	16.0 (9.7) [14.0]	23.9	0.772
Department of Psychology (Panteion)	9	14	50.4 (27.5)	1,218.3 (1,195.3)	14.8 (9.3) [10.0]	19.4	0.746
Department of Psychology (UoC)	10	27	40.8 (17.0)	929.1 (736.8)	14.2 (7.3) [15.0]	19.4	0.622
Department of Psychology (UoI)	8	14	38.0 (25.6)	992.9 (982.6)	12.1 (7.0) [12.0]	16.4	0.672
Department of Psychology (UoWM)	0	2	- (-)	- (-)	- (-) [-]	-	-

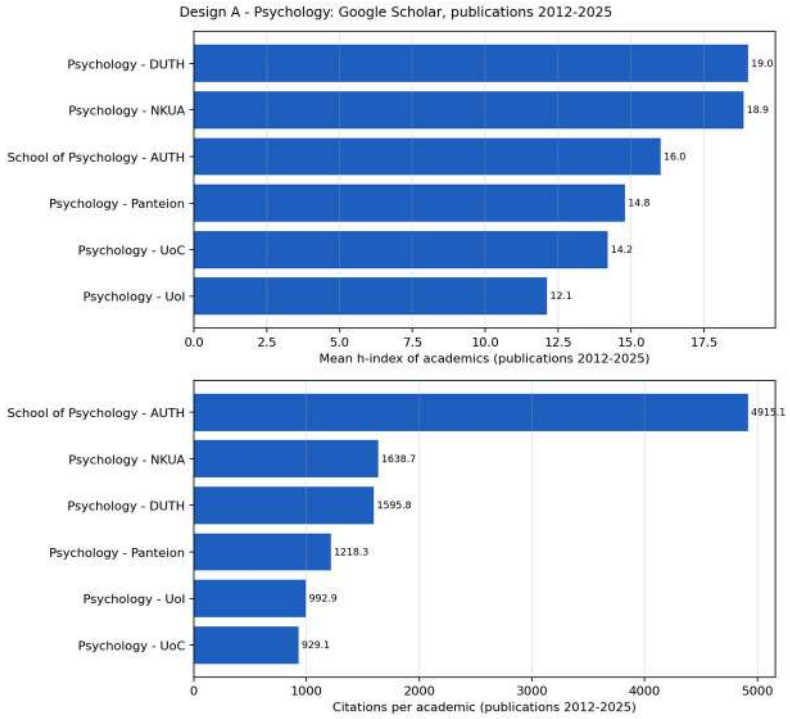

Figure 5. Psychology: mean h-index of academics (top) and citations per academic (bottom), Google Scholar publications 2012-2025, design A.

Communication and media studies: 69 academics with a matched Google Scholar record of the 111 TRS members in 7 departments. Mean h over the 2012-2025 publications ranges from 4.00 (Department of Culture, Creative Media and Industries (UThessaly)) to 15.00 (Department of Cultural Technology and Communication (UAegean)); the area mean is 10.20, with 42.0 publications and 645.0 citations per evaluated academic. The three departments with the highest mean h are Department of Cultural Technology and Communication (UAegean) (15.00); Department of Communication and Digital Media (UoWM) (14.40); School of Journalism and Mass Media Studies (AUTH) (13.45); the highest citations per academic are found at Department of Cultural Technology and Communication (UAegean) (1,083.9); School of Journalism and Mass Media Studies (AUTH) (1,042.6); Department of Communication and Digital Media (UoWM) (944.4).

Table 4e. Communication and media studies: Google Scholar indicators of academics, publications 2012-2025 (design A). Cells give mean (SD) [median]. Departments ordered by mean h.

Department (Univ.)	N	TRS	Publications mean (SD)	Citations mean (SD)	h mean (SD) [median]	Mean i10	Mean m
Department of Cultural Technology and Communication (UAegean)	14	22	67.9 (60.0)	1,083.9 (1,032.8)	15.0 (9.2) [15.5]	25.4	0.715
Department of Communication and Digital Media (UoWM)	5	15	53.4 (30.5)	944.4 (645.1)	14.4 (6.1) [14.0]	19.6	0.713
School of Journalism and Mass Media Studies (AUTH)	11	19	52.4 (51.5)	1,042.6 (1,376.6)	13.4 (10.9) [8.0]	21.4	0.545

Department (Univ.)	N	TRS	Publications mean (SD)	Citations mean (SD)	h mean (SD) [median]	Mean i10	Mean m
Department of Digital Media and Communication (IONIO)	8	10	29.4 (14.5)	301.1 (233.0)	7.9 (4.6) [7.5]	8.1	0.477
Department of Communication, Media and Culture (Panteion)	16	19	26.1 (21.8)	402.1 (606.4)	7.4 (5.8) [5.5]	7.9	0.367
Department of Communication and Media Studies (NKUA)	13	22	30.3 (25.5)	313.9 (429.6)	6.5 (5.1) [5.0]	6.7	0.318
Department of Culture, Creative Media and Industries (UThessaly)	2	4	29.0 (4.2)	109.5 (132.2)	4.0 (4.2) [4.0]	3.5	0.221

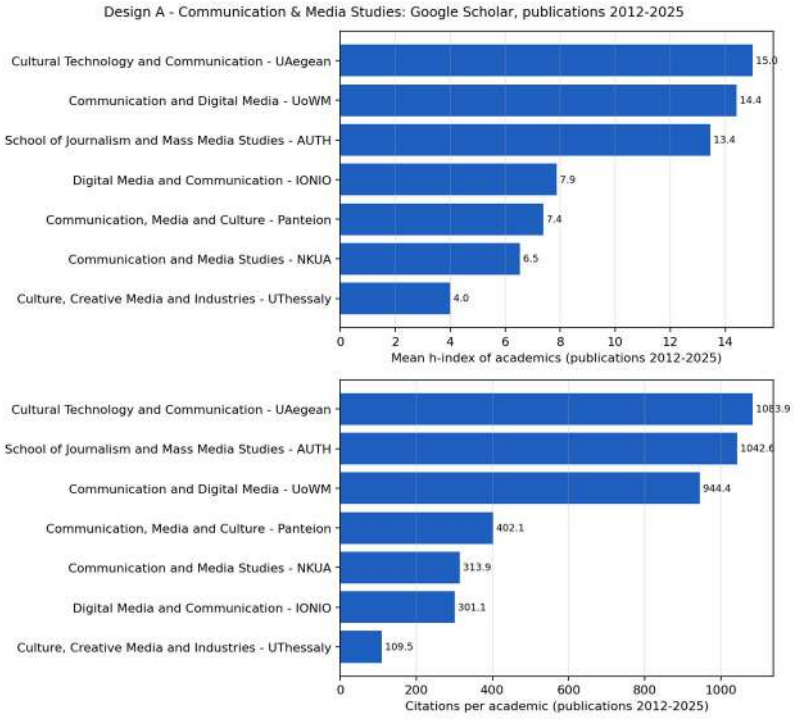

Figure 6. Communication and media studies: mean h-index of academics (top) and citations per academic (bottom), Google Scholar publications 2012-2025, design A.

International and European studies: 18 academics with a matched Google Scholar record of the 28 TRS members in 1 department. Mean h over the 2012-2025 publications ranges from 5.00 (Department of International, European and Area Studies (Panteion)) to 5.00 (Department of International, European and Area Studies (Panteion)); the area mean is 5.00, with 21.6 publications and 149.0 citations per evaluated academic. The three departments with the highest mean h are Department of International, European and Area Studies (Panteion) (5.00); the highest citations per academic are found at Department of International, European and Area Studies (Panteion) (149.0).

Table 4f. International and European studies: Google Scholar indicators of academics, publications 2012-2025 (design A). Cells give mean (SD) [median]. Departments ordered by mean h.

Department (Univ.)	N	TRS	Publications mean (SD)	Citations mean (SD)	h mean (SD) [median]	Mean i10	Mean m
Department of International, European and Area Studies (Panteion)	18	28	21.6 (14.4)	149.0 (128.2)	5.0 (2.8) [4.5]	4.2	0.264

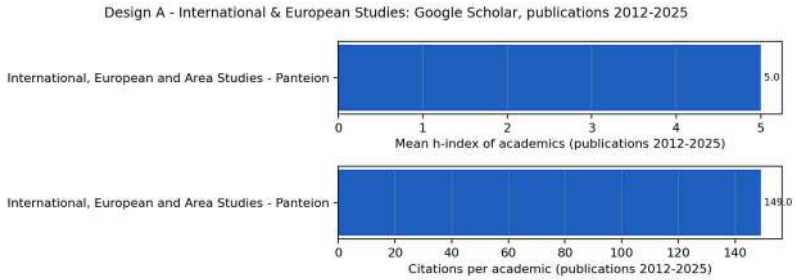

Figure 7. International and European studies: mean h-index of academics (top) and citations per academic (bottom), Google Scholar publications 2012-2025, design A.

Table 4l. Law: Google Scholar lifetime indicators of academics (the exact 2012 design, all years to 29 August 2026). Cells give mean (SD) [median]. Departments ordered by mean lifetime h.

Department (Univ.)	N	Publications mean (SD)	Citations mean (SD)	h mean (SD) [median]	Mean i10
School of Law (NKUA)	25	40.0 (58.2)	453.0 (1,557.1)	6.1 (8.4) [4.0]	8.1
School of Law (AUTH)	16	26.2 (21.5)	197.6 (264.8)	5.9 (5.0) [4.0]	4.8
Department of Law (DUTH)	5	34.8 (19.4)	357.2 (523.5)	5.8 (2.2) [5.0]	5.2

Table 4m. Political science and public administration: Google Scholar lifetime indicators of academics (the exact 2012 design, all years to 29 August 2026). Cells give mean (SD) [median]. Departments ordered by mean lifetime h.

Department (Univ.)	N	Publications mean (SD)	Citations mean (SD)	h mean (SD) [median]	Mean i10
Department of Political Science and International Relations (UoP)	9	54.9 (42.8)	450.1 (453.9)	10.2 (6.4) [10.0]	12.3
School of Political Sciences (AUTH)	8	46.9 (28.5)	643.9 (717.5)	10.0 (6.5) [7.0]	11.5
Department of Political Science and History (Panteion)	17	36.6 (31.8)	657.9 (1,288.1)	9.0 (8.4) [6.0]	10.9
Department of Political Science and Public Administration (NKUA)	16	40.8 (25.7)	379.1 (359.9)	8.4 (3.8) [8.0]	8.2
Department of Political Science (UoC)	7	28.0 (22.3)	223.3 (287.4)	5.6 (4.8) [4.0]	3.9
Department of Political Science (DUTH)	0	- (-)	- (-)	- (-) [-]	-

Table 4n. Sociology, social policy, social work and anthropology: Google Scholar lifetime indicators of academics (the exact 2012 design, all years to 29 August 2026). Cells give mean (SD) [median]. Departments ordered by mean lifetime h.

Department (Univ.)	N	Publications mean (SD)	Citations mean (SD)	h mean (SD) [median]	Mean i10
Department of Educational and Social Policy (UoM)	10	49.5 (32.1)	1,028.3 (1,042.8)	14.8 (7.7) [13.0]	21.5
Department of Social Work (HMU)	9	58.6 (61.5)	1,143.2 (1,235.7)	13.0 (10.3) [11.0]	18.1
Department of Social Policy (Panteion)	12	55.9 (40.0)	443.7 (393.1)	9.6 (5.0) [9.0]	12.8
Department of Sociology (UoC)	10	33.7 (22.3)	647.4 (591.7)	9.0 (3.5) [9.0]	8.2
Department of Education and Social Work (UPatras)	15	46.0 (38.0)	784.3 (1,377.3)	8.9 (3.8) [10.0]	9.1
Department of Social Work (UNIWA)	11	25.7 (16.0)	775.7 (1,559.4)	8.2 (5.2) [9.0]	8.6
Department of Sociology (UAegean)	6	42.8 (42.1)	342.2 (376.5)	7.8 (5.3) [7.0]	9.0
Department of Social Policy (DUTH)	5	25.4 (12.0)	305.8 (136.7)	7.8 (3.5) [8.0]	7.6
Department of History, Archaeology and Social Anthropology (UThessaly)	15	30.7 (25.4)	273.0 (225.3)	7.7 (3.1) [8.0]	6.9
Department of Social Anthropology (Panteion)	10	33.0 (18.2)	415.8 (537.6)	7.5 (3.0) [7.0]	6.6
Department of Sociology (Panteion)	10	35.8 (35.2)	158.1 (216.1)	5.8 (4.4) [4.5]	4.7
Department of Social Anthropology and History (UAegean)	11	21.2 (12.6)	166.4 (178.2)	5.5 (3.1) [5.0]	4.3
Department of Social Work (DUTH)	8	10.9 (5.4)	302.5 (682.4)	4.0 (2.4) [3.0]	2.6
Department of Sociology (NKUA)	1	1.0 (-)	5.0 (-)	1.0 (-) [1.0]	0.0

Table 4o. Psychology: Google Scholar lifetime indicators of academics (the exact 2012 design, all years to 29 August 2026). Cells give mean (SD) [median]. Departments ordered by mean lifetime h.

Department (Univ.)	N	Publications mean (SD)	Citations mean (SD)	h mean (SD) [median]	Mean i10
Department of Psychology (NKUA)	7	94.3 (36.3)	2,688.3 (2,393.3)	22.9 (8.2) [23.0]	37.1
Department of Psychology (DUTH)	4	108.2 (126.9)	1,661.8 (660.1)	19.5 (4.2) [19.0]	40.5
School of Psychology (AUTH)	18	73.4 (57.4)	6,752.9 (15,781.3)	18.9 (12.5) [16.5]	29.9
Department of Psychology (UoC)	10	55.4 (20.4)	1,607.3 (1,749.8)	17.6 (8.7) [19.0]	26.0
Department of Psychology (Panteion)	9	63.4 (39.1)	1,483.1 (1,719.8)	17.3 (12.1) [15.0]	23.9
Department of Psychology (UoI)	8	46.4 (30.8)	1,174.5 (1,085.5)	13.5 (7.2) [12.0]	18.1
Department of Psychology (UoWM)	0	- (-)	- (-)	- (-) [-]	-

Table 4p. Communication and media studies: Google Scholar lifetime indicators of academics (the exact 2012 design, all years to 29 August 2026). Cells give mean (SD) [median]. Departments ordered by mean lifetime h.

Department (Univ.)	N	Publications mean (SD)	Citations mean (SD)	h mean (SD) [median]	Mean i10
Department of Cultural Technology and Communication (UAegean)	14	97.1 (86.5)	1,832.1 (1,966.1)	17.9 (11.8) [16.5]	35.1
School of Journalism and Mass Media Studies (AUTH)	11	74.3 (75.5)	1,586.5 (2,256.4)	15.9 (14.2) [9.0]	29.7
Department of Communication and Digital Media (UoWM)	5	62.4 (38.5)	1,032.2 (643.9)	15.4 (6.4) [18.0]	22.6
Department of Communication, Media and Culture (Panteion)	16	46.2 (62.4)	831.1 (1,785.7)	10.4 (10.2) [8.0]	14.1
Department of Digital Media and Communication (IONIO)	8	40.4 (20.9)	426.4 (392.7)	9.4 (5.5) [10.0]	11.0
Department of Communication and Media Studies (NKUA)	13	44.5 (38.5)	525.3 (561.5)	8.9 (6.9) [8.0]	10.6
Department of Culture, Creative Media and Industries (UThessaly)	2	46.0 (18.4)	115.5 (126.6)	5.0 (2.8) [5.0]	3.5

Table 4q. International and European studies: Google Scholar lifetime indicators of academics (the exact 2012 design, all years to 29 August 2026). Cells give mean (SD) [median]. Departments ordered by mean lifetime h.

Department (Univ.)	N	Publications mean (SD)	Citations mean (SD)	h mean (SD) [median]	Mean i10
Department of International, European and Area Studies (Panteion)	18	31.5 (21.9)	221.1 (241.8)	6.1 (3.6) [6.0]	5.8

N = academics with a public Google Scholar profile; TRS = tenured members on the roster, including those without a profile. m = h divided by years since first recorded publication (Eq. 2). Quartiles, minima and maxima of every metric are in the companion workbook (sheet 'dept_stats').

5A.3 Academic grade

Table 5a aggregates by grade, as in the 2012 study: in Law the mean 2012-2025 h of professors is 6.11 against 4.00 for associate and assistant professors; in Political science and public administration the mean 2012-2025 h of professors is 6.89 against 6.41 for associate and assistant professors; in Sociology, social policy, social work and anthropology the mean 2012-2025 h of professors is 7.05 against 6.53 for associate and assistant professors; in Psychology the mean 2012-2025 h of professors is 15.35 against 15.63 for associate and assistant professors; in Communication and media studies the mean 2012-2025 h of professors is 12.24 against 8.72 for associate and assistant professors; in International and European studies the mean 2012-2025 h of professors is 5.33 against 4.67 for associate and assistant professors.

Table 5a. Indicators by academic grade and area, publications 2012-2025 (design A, Google Scholar).

Area	Grade	N	Pubs/academic	Cites/academic	Mean h	Median h
LAW	Associate/Assistant professor	27	20.8	132	4.0	3.0
LAW	Professor	19	29.4	424	6.1	4.0
POL	Associate/Assistant professor	39	27.1	286	6.4	6.0
POL	Professor	18	27.1	336	6.9	5.5
SOC	Associate/Assistant professor	93	25.3	369	6.5	5.0
SOC	Professor	40	27.9	293	7.0	5.5
PSY	Associate/Assistant professor	30	57.8	3,380	15.6	16.5
PSY	Professor	26	53.2	1,274	15.3	14.0
MEDIA	Associate/Assistant professor	40	34.9	511	8.7	7.0
MEDIA	Professor	29	51.9	830	12.2	9.0
IR	Associate/Assistant professor	9	20.1	119	4.7	5.0
IR	Professor	9	23.0	179	5.3	4.0

Table 5b aggregates the same indicators at university level - the unit of the 2022 funding regulation - over every evaluated member of the university's law, political and social sciences departments, and Table 5c gives the full distribution of the member-level metrics by area and nation-wide, so that the departmental means of Table 4 can be read against the quartiles of the individual values.

Table 5b. Indicators by university, over all evaluated members of the university's law, political and social sciences departments, publications 2012-2025 (Google Scholar). Ordered by mean h 2012-2025.

University	Depts	TRS	N	Pubs 2012-25	Cites 2012-25	h 2012-25 (SD) [median]	i10
UoWM	2	17	5	53.4 (30.5)	944 (645)	14.4 (6.1) [14.0]	19.6
UoI	1	14	8	38.0 (25.6)	993 (983)	12.1 (7.0) [12.0]	16.4
UoM	1	18	10	32.4 (19.0)	504 (396)	11.3 (5.3) [10.5]	13.8
HMU	1	19	9	48.2 (55.2)	966 (1,039)	11.2 (9.1) [9.0]	15.3

University	Depts	TRS	N	Pubs 2012-25	Cites 2012-25	h 2012-25 (SD) [median]	i10
AUTH	4	131	53	42.2 (41.5)	2,014 (8,676)	11.0 (9.2) [8.0]	14.9
UAegean	3	58	31	42.3 (48.9)	575 (840)	9.5 (8.3) [6.0]	13.8
UoC	3	81	27	28.6 (21.0)	593 (646)	8.9 (6.7) [8.0]	10.2
All	38	854	379	33.1 (33.7)	677 (3,339)	8.3 (7.0) [6.0]	10.0
UoP	1	19	9	32.6 (21.2)	323 (382)	7.9 (6.1) [7.0]	8.8
IONIO	1	10	8	29.4 (14.5)	301 (233)	7.9 (4.6) [7.5]	8.1
DUTH	5	87	22	32.1 (54.5)	429 (630)	7.5 (6.2) [5.0]	10.4
NKUA	5	181	62	33.0 (35.0)	458 (1,005)	7.1 (7.5) [5.0]	8.7
Panteion	7	154	92	28.1 (22.1)	355 (594)	7.0 (5.6) [6.0]	7.2
UNIWA	1	18	11	20.3 (11.5)	696 (1,573)	7.0 (4.4) [5.0]	6.9
UPatras	1	22	15	32.7 (28.7)	283 (249)	6.7 (3.6) [5.0]	5.7
UThessaly	2	25	17	17.8 (8.9)	113 (101)	5.0 (2.8) [5.0]	3.6

Table 5c. Distribution of the member-level metrics (Google Scholar, publications 2012-2025), by area and nation-wide.

Area	Metric	N	Mean	SD	Median	Q1	Q3	Min	Max
LAW	h 2012-2025	46	4.9	6.2	4.0	2.0	5.0	0	39
LAW	i10 2012-2025	46	4.7	13.6	1.5	0.0	3.8	0	90
LAW	citations 2012-2025	46	252.8	956.3	51.0	7.2	128.8	0	6,468
LAW	publications 2012-2025	46	24.3	30.2	15.5	8.0	30.5	1	184
LAW	h lifetime	46	6.0	6.8	4.0	2.0	7.0	1	42
LAW	i10 lifetime	46	6.6	17.6	2.0	0.2	6.0	0	117
LAW	citations lifetime	46	353.8	1,164.0	73.0	21.2	180.5	1	7,816
LAW	publications lifetime	46	34.6	45.1	20.0	12.0	43.2	1	276
POL	h 2012-2025	57	6.6	4.9	6.0	3.0	8.0	0	20
POL	i10 2012-2025	57	6.2	7.5	3.0	1.0	8.0	0	30
POL	citations 2012-2025	57	301.9	419.7	139.0	31.0	351.0	0	1,858
POL	publications 2012-2025	57	27.1	21.9	22.0	12.0	42.0	1	92
POL	h lifetime	57	8.7	6.3	7.0	4.0	12.0	0	31
POL	i10 lifetime	57	9.6	10.9	5.0	2.0	14.0	0	50
POL	citations lifetime	57	491.5	797.5	208.0	60.0	604.0	0	5,177
POL	publications lifetime	57	41.0	30.8	37.0	18.0	56.0	2	147
SOC	h 2012-2025	133	6.7	4.7	5.0	3.0	9.0	0	28
SOC	i10 2012-2025	133	6.5	8.0	4.0	1.0	9.0	0	45
SOC	citations 2012-2025	133	346.4	627.8	132.0	41.0	395.0	0	5,402
SOC	publications 2012-2025	133	26.1	25.1	18.0	11.0	34.0	1	173
SOC	h lifetime	133	8.4	5.5	8.0	4.0	11.0	1	33
SOC	i10 lifetime	133	9.2	10.3	6.0	2.0	13.0	0	60
SOC	citations lifetime	133	528.9	864.5	234.0	72.0	595.0	1	5,594
SOC	publications lifetime	133	36.5	32.9	26.0	16.0	44.0	1	194
PSY	h 2012-2025	56	15.5	8.2	15.5	8.8	21.0	2	39
PSY	i10 2012-2025	56	23.1	19.3	19.5	8.8	30.0	2	88
PSY	citations 2012-2025	56	2,402.2	8,375.3	1,086.0	378.5	1,863.5	44	63,305
PSY	publications 2012-2025	56	55.7	45.4	45.0	29.0	68.2	2	266
PSY	h lifetime	56	18.2	10.2	17.0	10.8	23.2	3	51
PSY	i10 lifetime	56	28.2	22.6	23.0	11.0	37.2	3	105
PSY	citations lifetime	56	3,318.5	9,196.2	1,372.5	510.2	2,186.8	65	63,765
PSY	publications lifetime	56	69.8	52.6	58.0	33.8	90.5	6	298
MEDIA	h 2012-2025	69	10.2	8.0	8.0	4.0	15.0	0	34
MEDIA	i10 2012-2025	69	14.1	17.4	7.0	2.0	19.0	0	68
MEDIA	citations 2012-2025	69	645.0	869.3	287.0	72.0	749.0	0	4,094
MEDIA	publications 2012-2025	69	42.0	40.6	29.0	13.0	49.0	2	200
MEDIA	h lifetime	69	12.6	10.4	10.0	5.0	15.0	0	46
MEDIA	i10 lifetime	69	20.1	26.9	10.0	3.0	22.0	0	115
MEDIA	citations lifetime	69	1,043.9	1,610.9	399.0	111.0	1,077.0	0	7,371
MEDIA	publications lifetime	69	61.2	63.1	44.0	22.0	62.0	5	290
IR	h 2012-2025	18	5.0	2.8	4.5	3.0	7.0	1	11
IR	i10 2012-2025	18	4.2	3.0	3.0	2.0	6.0	0	11
IR	citations 2012-2025	18	149.0	128.2	109.0	63.0	203.5	2	519
IR	publications 2012-2025	18	21.6	14.4	19.0	10.0	30.8	2	53
IR	h lifetime	18	6.1	3.6	6.0	3.2	7.8	1	15
IR	i10 lifetime	18	5.8	5.4	4.0	3.0	7.0	0	22
IR	citations lifetime	18	221.1	241.8	112.0	77.8	264.2	10	859
IR	publications lifetime	18	31.5	21.9	27.0	15.0	42.8	3	90
All	h 2012-2025	379	8.3	7.0	6.0	3.0	11.0	0	39
All	i10 2012-2025	379	10.0	14.2	5.0	1.0	13.0	0	90
All	citations 2012-2025	379	677.1	3,339.4	173.0	50.0	529.5	0	63,305
All	publications 2012-2025	379	33.1	33.7	23.0	12.0	42.5	1	266
All	h lifetime	379	10.3	8.5	8.0	4.0	13.5	0	51
All	i10 lifetime	379	13.6	18.9	7.0	2.0	16.5	0	117
All	citations lifetime	379	993.3	3,779.5	289.0	80.5	875.5	0	63,765
All	publications lifetime	379	46.1	45.7	33.0	17.0	56.5	1	298

Figure 8 shows the full distributions behind Table 5a: the professorial median exceeds the associate/assistant median in the large areas, but the boxes overlap widely, so grade explains only part of the individual variation.

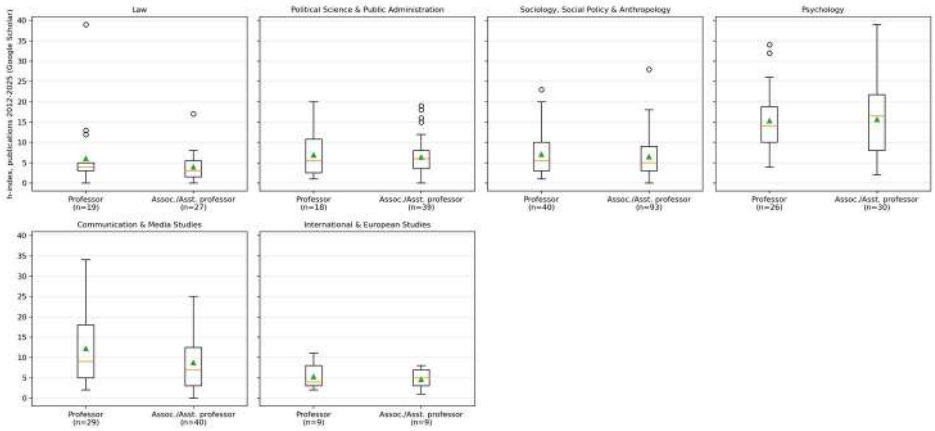

Figure 8. Distribution of the 2012-2025 h-index by academic grade and area (Google Scholar; box = interquartile range, line = median, triangle = mean).

5A.4 Public reporting of scientific activity and research impact

Table 6 repeats the test of the 2012 study with the 2026 operationalisation: the reporting variable is the public ORCID iD and the metric the OpenAlex h-index over 2012-2025. Academics with a public ORCID iD have a higher mean h than those without in 5 of the 6 areas with enough members to test, and the difference is significant at the 5% level in 2.

Table 6. Mann-Whitney U test of the 2012-2025 h-index between academics with and without a public ORCID iD, by area (design A, Eq. 4).

Area	n with ORCID	n without	Mean h with	Mean h without	U	p-value	α = 0.05
LAW	26	20	6.77	2.40	413.5	0.0006	s
POL	34	23	7.47	5.22	519.5	0.0365	s
SOC	82	51	6.87	6.39	2,155.0	0.7680	ns
PSY	27	29	15.67	15.34	376.5	0.8118	ns
MEDIA	48	21	11.04	8.29	602.0	0.2029	ns
IR	9	9	5.00	5.00	43.0	0.8587	ns

The 2012 study used website reporting as the variable; in 2026 nearly every department page links to a profile, so the public ORCID iD replaces it (Section 3A). Departments are tested in the companion workbook.

5A.5 Individual ranking of faculty members (extension of design A)

Figure 9 gives the distribution of the individual h-index by area and the concentration of citations: in each area a small top share of academics holds most of the 2012-2025 citations, which is why the department means of Table 4 are driven by a minority of members.

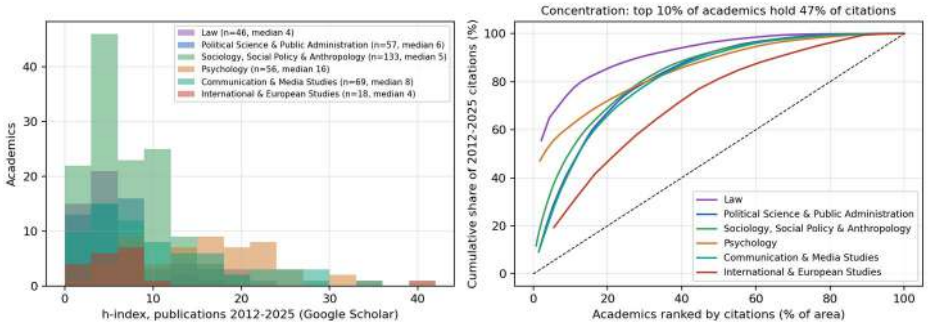

Figure 9. Left: distribution of the 2012-2025 h-index of academics by area (Google Scholar). Right: cumulative share of 2012-2025 citations held by academics ranked by citations within area.

Table 7 lists, for each area, the twenty academics with the highest h-index on their 2012-2025 publications, with their rank within department, within the university's law, political and social sciences departments, within area and nation-wide, and the composite rank (Eq. 10). The complete ranking of all matched members, department by department, is given in Section 5E.

Table 7a. Law: top-20 academics by h-index, publications 2012-2025 (design A). Ranks: dept / univ / area / all; composite = harmonic mean of the three metric ranks within the area.

Academic	Department (Univ.)	Grade	h	Cites	Pubs	Rank h d/u/a/all	Comp. (area)	Lifetime h / i10 / cites	Conf.
Giannopoulos Georgios	School of Law (NKUA)	Prof.	39	6,468	184	1/1/1/1	1.0	42 / 117 / 7,816	H
Kyriakopoulos Georgios	School of Law (NKUA)	Assoc.	17	1,092	78	2/7/2/43	2.0	17 / 22 / 1,093	H
Diamantopoulos Georgios	School of Law (AUTH)	Prof.	13	430	31	1/17/3/72	4.9	19 / 27 / 887	M
Papageorgiou Konstantinos	School of Law (AUTH)	Prof.	12	317	34	2/20/4/79	5.9	14 / 16 / 458	H
Konsta Anna-Maria	School of Law (AUTH)	Asst.	8	500	27	3/25/5/135	5.8	11 / 11 / 628	H
Apostolidou Anna	Department of Law (DUTH)	Asst.	8	220	40	1/7/5/135	6.2	9 / 8 / 239	M
Sachoulidou Athina	School of Law (AUTH)	Asst.	7	182	24	4/29/7/160	9.4	7 / 4 / 184	H
Angelou Ioannis	School of Law (NKUA)	Asst.	7	169	16	3/19/7/160	10.4	7 / 6 / 170	M
Georgopoulos Ioannis	School of Law (NKUA)	Asst.	6	133	18	4/23/9/181	11.8	7 / 7 / 206	H
Perrou Aikaterini	School of Law (NKUA)	Asst.	6	116	42	4/23/9/181	8.5	7 / 3 / 127	H
Daniil Georgios	Department of Law (DUTH)	Asst.	5	509	8	2/10/11/208	6.6	7 / 7 / 1,286	M
Gavouneli Maria	School of Law (NKUA)	Prof.	5	91	29	6/27/11/208	12.8	12 / 14 / 897	H
Gourgourinis Anastasios	School of Law (NKUA)	Asst.	5	86	37	6/27/11/208	10.8	7 / 7 / 283	H
Karampatzos Antonios	School of Law (NKUA)	Prof.	5	86	18	6/27/11/208	14.1	7 / 6 / 154	H
Tsakni Georgia	Department of Law (DUTH)	Asst.	5	81	37	2/10/11/208	11.1	5 / 4 / 81	H
Papadopoulou Triantafyllia	School of Law (AUTH)	Prof.	5	76	61	5/35/11/208	7.6	7 / 2 / 123	L
Mikroulea Alexandra	School of Law (NKUA)	Prof.	5	37	16	6/27/11/208	17.3	5 / 1 / 53	H
Stefanidis Ioannis	School of Law (AUTH)	Prof.	4	185	8	6/38/18/244	14.2	8 / 8 / 449	H
Giannopoulos Panagiotis	Department of Law (DUTH)	Prof.	4	106	19	4/14/18/244	15.8	4 / 4 / 106	M
Ioanna Pervou	Department of Law (DUTH)	Asst.	4	74	55	4/14/18/244	9.8	4 / 3 / 74	H

Table 7b. Political science and public administration: top-20 academics by h-index, publications 2012-2025 (design A). Ranks: dept / univ / area / all; composite = harmonic mean of the three metric ranks within the area.

Academic	Department (Univ.)	Grade	h	Cites	Pubs	Rank h d/u/a/all	Comp. (area)	Lifetime h / i10 / cites	Conf.
Kioupkiolis Alexandros	School of Political Sciences (AUTH)	Prof.	20	1,858	92	1/9/1/29	1.0	22 / 34 / 1,967	H
Ladi Styliani	Department of Political Science and History (Panteion)	Assoc.	19	1,587	51	1/5/2/33	2.7	25 / 34 / 2,149	H
Papazoglou Emmanouil	Department of Political Science and International Relations (UoP)	Assoc.	18	1,028	49	1/1/3/36	4.7	18 / 27 / 1,028	M
Tsatsanis Emmanouil (manos)	Department of Political Science and Public Administration (NKUA)	Asst.	16	1,144	89	1/8/4/46	3.0	17 / 30 / 1,270	H
Teperoglou Evtychia	School of Political Sciences (AUTH)	Assoc.	15	1,374	63	2/13/5/55	4.1	15 / 20 / 1,374	H
Tzifakis Nikolaos	Department of Political Science and International Relations (UoP)	Prof.	15	833	57	2/2/5/55	6.1	20 / 29 / 1,321	H
Georgiadou Vasiliki	Department of Political Science and History (Panteion)	Prof.	13	845	68	2/10/7/72	4.8	15 / 22 / 1,061	H
Andreou Georgios	School of Political Sciences (AUTH)	Assoc.	12	753	29	3/20/8/79	10.5	15 / 21 / 1,006	L
Christopoulos Dimitris	Department of Political Science and History (Panteion)	Prof.	12	502	24	3/11/8/79	12.1	31 / 50 / 5,177	M
Roussos Sotirios	Department of Political Science and International Relations (UoP)	Prof.	12	495	46	3/3/8/79	10.5	12 / 13 / 497	M
Rori Lamprini	Department of Political Science and Public Administration (NKUA)	Asst.	11	870	54	2/13/11/94	7.5	11 / 14 / 890	H

Academic	Department (Univ.)	Grade	h	Cites	Pubs	Rank h d/u/a/all	Comp. (area)	Lifetime h / i10 / cites	Conf.
Altiparmakis Argyris	Department of Political Science and History (Panteion)	Asst.	11	544	20	4/16/11/94	13.5	11 / 12 / 544	H
Klapsis Antonios	Department of Political Science and International Relations (UoP)	Assoc.	9	279	44	4/4/13/118	13.9	10 / 10 / 321	H
Plakokefalos Ilias	Department of Political Science and Public Administration (NKUA)	Asst.	8	423	22	3/16/14/135	16.7	10 / 10 / 557	H
Katsikas Dimitrios	Department of Political Science and Public Administration (NKUA)	Assoc.	8	351	68	3/16/14/135	6.4	10 / 10 / 425	H
Sideri Katerina	Department of Political Science and History (Panteion)	Assoc.	8	265	25	5/25/14/135	17.8	9 / 8 / 289	H
Sideris Dimitrios	Department of Political Science and History (Panteion)	Assoc.	8	241	35	5/25/14/135	16.3	12 / 15 / 634	H
Lampropoulou Manto	Department of Political Science and Public Administration (NKUA)	Asst.	8	220	34	3/16/14/135	17.6	8 / 6 / 227	H
Panagiotopoulos Panagiotis-georgios	Department of Political Science and Public Administration (NKUA)	Assoc.	7	263	23	6/19/19/160	20.9	8 / 7 / 286	H
Chatzistavrou Filippa	Department of Political Science and Public Administration (NKUA)	Assoc.	7	228	50	6/19/19/160	14.2	10 / 10 / 329	H

Table 7c. Sociology, social policy, social work and anthropology: top-20 academics by h-index, publications 2012-2025 (design A). Ranks: dept / univ / area / all; composite = harmonic mean of the three metric ranks within the area.

Academic	Department (Univ.)	Grade	h	Cites	Pubs	Rank h d/u/a/all	Comp. (area)	Lifetime h / i10 / cites	Conf.
Papadakaki Maria	Department of Social Work (HMU)	Assoc.	28	2,542	173	1/1/1/8	1.2	33 / 54 / 3,280	H
Kalaitzaki Argyroula	Department of Social Work (HMU)	Prof.	23	2,107	100	2/2/2/17	2.8	23 / 45 / 2,174	H
Papadopoulos Konstantinos	Department of Educational and Social Policy (UoM)	Prof.	20	1,082	62	1/1/3/29	5.5	28 / 60 / 2,189	H
Dimitriou Antonios	Department of Educational and Social Policy (UoM)	Asst.	18	950	60	2/2/4/36	7.1	21 / 37 / 1,493	H
Karakosta Argyro	Department of Social Work (UNIWA)	Asst.	16	5,402	40	1/1/5/46	2.4	16 / 20 / 5,403	H
Platsidou Maria	Department of Educational and Social Policy (UoM)	Prof.	16	1,078	34	3/3/5/46	9.4	25 / 33 / 3,375	H
Sotiris Panagiotis	Department of Sociology (UAegean)	Asst.	15	856	101	1/8/7/55	5.5	17 / 30 / 1,070	M
Tsichouridis Charilaos	Department of Education and Social Work (UPatras)	Assoc.	15	847	90	1/1/7/55	7.3	15 / 21 / 875	H
Koukouli Sofia	Department of Social Work (HMU)	Assoc.	14	1,895	43	3/3/9/66	7.2	18 / 25 / 2,398	H
Milienos Fotios	Department of Sociology (Panteion)	Assoc.	14	666	39	1/8/9/66	14.8	15 / 21 / 705	H
Maria Symeonaki	Department of Social Policy (Panteion)	Prof.	14	657	123	1/8/9/66	4.5	16 / 33 / 861	H
Evgenia Fotiou	Department of Sociology (UoC)	Asst.	13	1,270	26	1/6/12/72	13.1	14 / 16 / 1,472	H
Koustriava Eleni	Department of Educational and Social Policy (UoM)	Assoc.	13	520	37	4/4/12/72	18.9	17 / 21 / 678	H
Boukala Salomi	Department of Social Anthropology (Panteion)	Asst.	12	1,184	49	1/11/14/79	11.8	12 / 15 / 1,194	H
Dimakos Ioannis	Department of Education and Social Work (UPatras)	Asst.	12	522	32	2/2/14/79	21.2	13 / 14 / 654	H
Stavros Mavroudeas	Department of Social Policy (Panteion)	Prof.	12	498	59	2/11/14/79	15.6	17 / 32 / 881	H
Nikos Kourachanis	Department of Social Policy (Panteion)	Assoc.	12	451	42	2/11/14/79	19.7	12 / 16 / 451	H
Leonidas Oikonomakis	Department of Sociology (UoC)	Asst.	11	1,736	42	2/9/18/94	9.9	11 / 12 / 1,739	H
Rozakou Katerina	Department of Social Anthropology (Panteion)	Asst.	11	1,562	27	2/16/18/94	12.3	11 / 13 / 1,595	H
Moudatsou Maria	Department of Social Work (HMU)	Asst.	11	1,553	35	4/4/18/94	13.1	11 / 13 / 1,553	H

Table 7d. Psychology: top-20 academics by h-index, publications 2012-2025 (design A). Ranks: dept / univ / area / all; composite = harmonic mean of the three metric ranks within the area.

Academic	Department (Univ.)	Grade	h	Cites	Pubs	Rank h d/u/a/all	Comp. (area)	Lifetime h / i10 / cites	Conf.
Kafetsios Konstantinos	School of Psychology (AUTH)	Assoc.	39	4,811	126	1/1/1/1	2.0	51 / 105 / 9,532	H
Xanthopoulou Despoina	School of Psychology (AUTH)	Prof.	34	6,337	92	2/2/2/3	2.6	44 / 65 / 29,389	H
Anagnostopoulos Fotios	Department of Psychology (Panteion)	Prof.	32	3,679	91	1/1/3/5	4.1	45 / 76 / 5,624	L
Foteini Christidi	Department of Psychology (NKUA)	Asst.	30	2,963	147	1/2/4/6	4.0	30 / 76 / 2,963	H
Messinis Lampros	School of Psychology (AUTH)	Prof.	26	2,222	147	3/5/5/11	4.7	26 / 49 / 2,222	H
Giannouli Vaitsa	Department of Psychology (DUTH)	Asst.	25	2,514	266	1/1/6/12	2.3	25 / 91 / 2,632	M
Pezirkianidis Christos	Department of Psychology (Panteion)	Asst.	24	2,174	69	2/2/7/15	9.8	24 / 37 / 2,175	H
Ioannis Tsaousis	Department of Psychology (NKUA)	Assoc.	23	3,001	68	2/3/8/17	7.7	34 / 52 / 7,869	H
Moraitou Despoina	School of Psychology (AUTH)	Prof.	23	2,668	169	4/7/8/17	4.0	25 / 61 / 3,183	L
Theodoros Giovazolias	Department of Psychology (UoC)	Prof.	23	2,037	42	1/1/8/17	12.5	27 / 41 / 2,527	H
Nikolakopoulos Stavros	Department of Psychology (UoI)	Asst.	23	1,944	53	1/1/8/17	12.2	23 / 42 / 1,944	H
Papachristou Christina	School of Psychology (AUTH)	Asst.	22	63,305	57	5/8/12/23	2.6	27 / 38 / 63,765	H
Karakasidou Eirini	Department of Psychology (Panteion)	Asst.	22	1,925	68	3/4/12/23	13.5	22 / 30 / 1,925	H
Stefanos Mastrotheodoros	Department of Psychology (UoC)	Assoc.	21	1,843	64	2/2/14/26	15.2	21 / 37 / 1,843	H
Sofia Triliva	Department of Psychology (UoC)	Prof.	21	1,388	62	2/2/14/26	17.4	23 / 43 / 1,719	H
Theofanis Panagiotaropoulos	Department of Psychology (NKUA)	Asst.	20	1,810	77	3/4/16/29	13.9	27 / 36 / 2,390	H

Academic	Department (Univ.)	Grade	h	Cites	Pubs	Rank h d/u/a/all	Comp. (area)	Lifetime h / i10 / cites	Conf.
Voulgaridou Ioanna	Department of Psychology (DUTH)	Asst.	20	1,477	52	2/2/16/29	19.7	20 / 30 / 1,480	H
Petros Roussos	Department of Psychology (NKUA)	Prof.	19	1,540	82	4/5/18/33	13.3	23 / 34 / 2,044	H
Leonidas Zampetakis	Department of Psychology (UoC)	Assoc.	19	1,502	44	4/4/18/33	21.2	32 / 52 / 6,042	H
Aretouli Eleni	Department of Psychology (UoI)	Assoc.	18	1,505	62	2/2/20/36	18.6	24 / 33 / 2,578	L

Table 7e. Communication and media studies: top-20 academics by h-index, publications 2012-2025 (design A). Ranks: dept / univ / area / all; composite = harmonic mean of the three metric ranks within the area.

Academic	Department (Univ.)	Grade	h	Cites	Pubs	Rank h d/u/a/all	Comp. (area)	Lifetime h / i10 / cites	Conf.
Veglis Andreas	School of Journalism and Mass Media Studies (AUTH)	Prof.	34	4,094	156	1/2/1/3	1.3	36 / 86 / 4,675	H
Dimoulas Charalampos	School of Journalism and Mass Media Studies (AUTH)	Prof.	29	2,932	133	2/4/2/7	2.8	30 / 85 / 3,604	H
Anagnostopoulos CHristos-Nikolaos	Department of Cultural Technology and Communication (UAegean)	Prof.	27	2,790	172	1/1/3/9	2.8	34 / 93 / 6,666	H
Kalloniatis Christos	Department of Cultural Technology and Communication (UAegean)	Prof.	27	2,484	200	1/1/3/9	2.0	32 / 80 / 3,380	H
Kotis Konstantinos	Department of Cultural Technology and Communication (UAegean)	Assoc.	25	2,968	119	3/3/5/12	3.3	29 / 78 / 4,294	H
Kasapakis Vlasios	Department of Cultural Technology and Communication (UAegean)	Assoc.	25	1,876	94	3/3/5/12	6.6	25 / 43 / 1,881	L
Tsingilis Nikolaos	School of Journalism and Mass Media Studies (AUTH)	Prof.	24	1,940	89	3/6/7/15	7.6	44 / 96 / 6,467	L
Karpouzis Kostas	Department of Communication, Media and Culture (Panteion)	Assoc.	23	2,164	95	1/3/8/17	6.5	46 / 115 / 7,371	H
Maria Matsiola	Department of Communication and Digital Media (UoWM)	Assoc.	22	2,070	48	1/1/9/23	9.8	22 / 32 / 2,113	H
Tsekouras Georgios	Department of Cultural Technology and Communication (UAegean)	Prof.	21	1,200	64	5/5/10/26	11.8	29 / 55 / 2,518	H
Bounia Alexandra	Department of Cultural Technology and Communication (UAegean)	Prof.	18	983	77	6/6/11/36	12.1	18 / 30 / 1,077	H
Alexandros Kleftodimos	Department of Communication and Digital Media (UoWM)	Prof.	18	867	49	2/2/11/36	14.1	18 / 27 / 908	H
Sgora Angeliki	Department of Digital Media and Communication (IONIO)	Assoc.	16	765	42	1/1/13/46	17.1	20 / 30 / 1,304	H
Kavakli Evangelia	Department of Cultural Technology and Communication (UAegean)	Prof.	16	749	48	7/7/13/46	16.2	30 / 53 / 3,162	H
Dragouni Mina	Department of Communication, Media and Culture (Panteion)	Asst.	15	1,555	36	2/7/15/55	15.2	15 / 16 / 1,555	H
Demertzis Nikos	Department of Communication and Media Studies (NKUA)	Prof.	15	1,348	54	1/9/15/55	13.4	15 / 22 / 1,348	H
Dekoulou Paraskevi	School of Journalism and Mass Media Studies (AUTH)	Assoc.	15	1,049	49	4/13/15/55	14.8	15 / 18 / 1,082	H
Chrysanthi Angeliki	Department of Cultural Technology and Communication (UAegean)	Asst.	15	651	50	8/8/15/55	17.2	15 / 17 / 652	H
Stavrianea Aikaterini	Department of Communication and Media Studies (NKUA)	Asst.	14	1,047	70	2/11/19/66	14.9	14 / 19 / 1,047	H
Gardikiotis Antonios	School of Journalism and Mass Media Studies (AUTH)	Prof.	14	748	48	5/16/19/66	19.0	14 / 19 / 748	H

Table 7f. International and European studies: top-20 academics by h-index, publications 2012-2025 (design A). Ranks: dept / univ / area / all; composite = harmonic mean of the three metric ranks within the area.

Academic	Department (Univ.)	Grade	h	Cites	Pubs	Rank h d/u/a/all	Comp. (area)	Lifetime h / i10 / cites	Conf.
Paipais Vasileios	Department of International, European and Area Studies (Panteion)	Prof.	11	307	53	1/16/1/94	1.2	11 / 12 / 336	H
Lavdas Konstantinos	Department of International, European and Area Studies (Panteion)	Prof.	8	519	39	2/25/2/135	1.5	8 / 8 / 519	H
Triantafyllou Dimitris	Department of International, European and Area Studies (Panteion)	Prof.	8	211	32	2/25/2/135	3.3	15 / 22 / 859	L
Kourtelis Christos	Department of International, European and Area Studies (Panteion)	Asst.	8	181	21	2/25/2/135	3.9	8 / 7 / 181	H
Tsimonis Konstantinos	Department of International, European and Area Studies (Panteion)	Asst.	7	292	27	5/34/5/160	4.3	7 / 7 / 292	H
Galani Sofia	Department of International, European and Area Studies (Panteion)	Asst.	7	171	26	5/34/5/160	6.2	7 / 6 / 171	H
Dimitrakopoulos Dionysios	Department of International, European and Area Studies (Panteion)	Prof.	6	158	38	7/41/7/181	5.8	6 / 6 / 158	H
Platias Charalampos	Department of International, European and Area Studies (Panteion)	Asst.	6	117	16	7/41/7/181	8.9	6 / 5 / 118	H
Marouda Maria – Daniella	Department of International, European and Area Studies (Panteion)	Assoc.	5	82	39	9/50/9/208	4.3	6 / 3 / 106	H
Papastamou Andreas	Department of International, European and Area Studies (Panteion)	Prof.	4	69	17	10/54/10/244	10.6	4 / 2 / 70	H
Arvanitopoulos Konstantinos	Department of International, European and Area Studies (Panteion)	Prof.	4	54	13	10/54/10/244	12.3	4 / 3 / 54	H

Academic	Department (Univ.)	Grade	h	Cites	Pubs	Rank h d/u/a/all	Comp. (area)	Lifetime h / i10 / cites	Conf.
Papazoglou Christos	Department of International, European and Area Studies (Panteion)	Prof.	3	222	7	12/66/12/282	7.5	11 / 13 / 716	H
Angelou Angelos	Department of International, European and Area Studies (Panteion)	Asst.	3	101	17	12/66/12/282	10.6	3 / 3 / 101	H
Karageorgou Vasiliki	Department of International, European and Area Studies (Panteion)	Assoc.	3	66	24	12/66/12/282	10.5	5 / 3 / 104	H
Karagiannopoulou Chara	Department of International, European and Area Studies (Panteion)	Assoc.	2	62	9	15/76/15/315	14.3	2 / 1 / 64	H
Koppa Maria – Eleni	Department of International, European and Area Studies (Panteion)	Prof.	2	53	4	15/76/15/315	15.7	3 / 3 / 102	H
Evangelopoulos Giorgos	Department of International, European and Area Studies (Panteion)	Prof.	2	15	4	15/76/15/315	16.0	2 / 1 / 19	H
Tsolka Olga	Department of International, European and Area Studies (Panteion)	Assoc.	1	2	2	18/85/18/347	18.0	1 / 0 / 10	H

Conf. = match confidence (H/M/L). Ties share the minimum rank.

5A.6 Field-specific cross-check: Research.com Best Scientists, Greece (2026)

Because design A is author-level, the natural discipline-specific counterpart for law, political and social science is Research.com's Best Scientists national ranking, which ranks scientists per discipline and country on the D-index (h-index restricted to the discipline's publications and citations) computed from OpenAlex and CrossRef data. Three of its discipline lists for Greece cover this chapter's areas - psychology (19 listed scientists), social-sciences-and-humanities (7 listed scientists), political-science (1 listed scientists) - 27 listed scientists in total, of whom 4 are members of our roster (4 list entries, since a member can appear in more than one discipline list). Table 8 gives the roster members found, ordered by their best national rank. The lists cover only part of this scope (there is no law, sociology, communication or international-studies list for Greece), so the coverage is structurally thinner than the roster; the ranking covers registered, listed scientists only and complements rather than replaces the roster-based designs.

Table 8. Faculty members listed in the Research.com Best Scientists rankings for Greece (2026 edition; 4 of the 854 roster members), ordered by best national rank.

Member	Department (Univ.)	Area	Best discipline list	Nat. rank	World rank	D-index	Citations	Lists	Conf.
Stavrakakis Ioannis	School of Political Sciences (AUTH)	POL	political-science	1	618	36	8,139	1	HIGH
Kafetsios Konstantinos	School of Psychology (AUTH)	PSY	psychology	11	8,478	37	7,939	1	HIGH
Xanthopoulou Despoina	School of Psychology (AUTH)	PSY	psychology	15	9,355	34	20,505	1	HIGH
Anagnostopoulos Fotios	Department of Psychology (Panteion)	PSY	psychology	18	10,469	31	3,979	1	HIGH

Source: research.com/scientists-rankings/<discipline>/gr, retrieved 28 August 2026. D-index = discipline-restricted h-index computed by Research.com from OpenAlex and CrossRef. Lists = number of discipline rankings in which the member appears. Conf. = match confidence (H = university confirmed; M = Greek institution with full-name match; L = weaker evidence).

Table 9. Research.com Greece discipline lists used: scientists listed and roster members found per list.

Research.com discipline list (Greece)	Scientists listed	Roster members found	Share of the list
psychology	19	3	15.8%
social-sciences-and-humanities	7	0	0.0%
political-science	1	1	100.0%
All five lists	27	4	14.8%

5B. Koukoutsidis (2022) ranking methodology

5B.1 Reproduced baseline: Scopus publications 2017-2021

Table 10 reproduces the 2022 results for the law, political and social sciences departments identifiable in its appendix (38 departments), with the ranking of the original study. Across these departments citations per TRS member ranged from 0.0 (Department of Law (DUTH)) to 611.3 (School of Psychology (AUTH)), papers per TRS member from 0.0 to 13.2, and citations per paper from 0.0 to 46.5. Citations per paper re-orders the top group relative to citations per member, exactly as the original study reported, and the small departments dominate the per-member ranking. The 2026 department structure is close to that of 2022 in this field: one department has been founded since the census (Psychology at the Democritus University of Thrace, Law 5094/2024) and enters this volume without a 2022 row, while three departments captured during the roster build were found to belong to volumes already published and were removed under the

series rule - every 2022 row is mapped to its 2026 counterpart in Section 8, and the comparison of this section runs on the mapped pairs.

Table 10. Departments, Scopus publications 2017-2021 (reproduced from Koukoutsidis, 2022, Appendix B; 38 law, political and social sciences departments). Ordered by citations per TRS member.

Univ.	Department (2022 name)	TRS 2022	Papers 2017-21	Citations	Papers/TRS	Cit./TRS	Cit./paper
AUTH	School of Psychology	19	250	11615	13.16	611.32	46.46
UoC	Department of Psychology	18	155	2155	8.61	119.72	13.90
NKUA	Department of Psychology	19	218	2114	11.47	111.26	9.70
UoI	Department of Psychology	8	45	876	5.62	109.50	19.47
UoP	Department of Social and Education Policy	20	141	2018	7.05	100.90	14.31
UAegean	Department of Cultural Technology and Communication	17	212	1139	12.47	67.00	5.37
HMU	Department of Social Work	11	69	618	6.27	56.18	8.96
IONIO	Department of Digital Media and Communication	11	113	595	10.27	54.09	5.27
AUTH	School of Political Sciences	19	78	900	4.11	47.37	11.54
UoWM	Department of Communication and Digital Media	8	41	325	5.12	40.62	7.93
Panteion	Department of Psychology	18	129	659	7.17	36.61	5.11
UoM	Department of Educational and Social Policy	20	109	695	5.45	34.75	6.38
AUTH	School of Journalism and Mass Media Studies	22	126	723	5.73	32.86	5.74
UoWM	Department of Psychology	2	15	51	7.50	25.50	3.40
UAegean	Department of Sociology	14	56	342	4.00	24.43	6.11
UoC	Department of Sociology	22	59	394	2.68	17.91	6.68
UNIWA	Department of Social Work	10	47	153	4.70	15.30	3.26
NKUA	Department of Sociology	3	10	42	3.33	14.00	4.20
Panteion	Department of Social Policy	22	67	300	3.05	13.64	4.48
DUTH	Department of Social Work	14	31	143	2.21	10.21	4.61
NKUA	Department of Communication and Media Studies	21	66	208	3.14	9.90	3.15
UPatras	Department of Education and Social Work	21	88	203	4.19	9.67	2.31
Panteion	Department of Social Anthropology	18	24	149	1.33	8.28	6.21
Panteion	Department of Political Science and History	27	35	222	1.30	8.22	6.34
NKUA	Department of Political Science and Public Administration	33	89	231	2.70	7.00	2.60
Panteion	Department of Communication, Media and Culture	18	33	113	1.83	6.28	3.42
Panteion	Department of Sociology	26	34	158	1.31	6.08	4.65
UoC	Department of Political Science	16	17	88	1.06	5.50	5.18
UoP	Department of Political Science and International Relations	17	43	83	2.53	4.88	1.93
UThessaly	Department of History, Archaeology and Social Anthropology	22	28	104	1.27	4.73	3.71
DUTH	Department of Social Policy	7	12	28	1.71	4.00	2.33
Panteion	Department of International, European and Area Studies	27	44	96	1.63	3.56	2.18
UAegean	Department of Social Anthropology and History	19	15	15	0.79	0.79	1.00
NKUA	School of Law	91	24	52	0.26	0.57	2.17
AUTH	School of Law	75	23	24	0.31	0.32	1.04
DUTH	Department of Political Science	4	2	1	0.50	0.25	0.50
UThessaly	Department of Culture, Creative Media and Industries	5	3	1	0.60	0.20	0.33
DUTH	Department of Law	56	2	0	0.04	0.00	0.00

Source: Koukoutsidis (2022), arXiv:2212.12032, Appendix B. Departments matched to the 2026 roster on university and department name.

Figure 10 relates the 2017-2021 Scopus values of these departments to their 2012-2025 Google Scholar values computed here, for both indicators of design B.

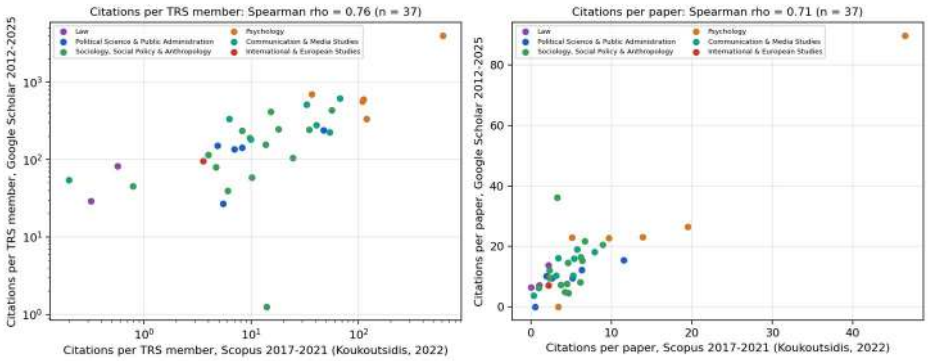

Figure 10. Departments in both studies: citations per TRS member (left, log scales) and per paper (right) under Scopus 2017-2021 (Koukoutsidis, 2022) and under Google Scholar 2012-2025 (this study).

5B.2 Departments, publications 2012-2025

Law: 231 TRS members in 3 departments produced 1,066 unique 2012-2025 documents with 11,614 citations. Citations per TRS member range from 17.7 (Department of Law (DUTH)) to 81.8 (School of Law (NKUA)) and citations per paper from 6.5 to 13.7. The top three departments by citations per member are School of Law (NKUA) (81.8); School of Law (AUTH) (29.0); Department of Law (DUTH) (17.7) (Figure 11). 185 members (80%) have no public Google Scholar profile and count in the denominator.

Table 10a. Law: Google Scholar documents 2012-2025 per department (design B). Ordered by citations per TRS member; ranks within area and within the university.

Department (Univ.)	TRS	No profile	Papers	Citations	Papers/ TRS	Cit./TRS	Cit./paper	Rank cit/TRS (area)	Rank cit/paper (area)	Rank in univ.
School of Law (NKUA)	105	80	626	8592	5.96	81.83	13.73	1	1	4
School of Law (AUTH)	70	54	287	2032	4.10	29.03	7.08	2	2	4
Department of Law (DUTH)	56	51	153	990	2.73	17.68	6.47	3	3	4

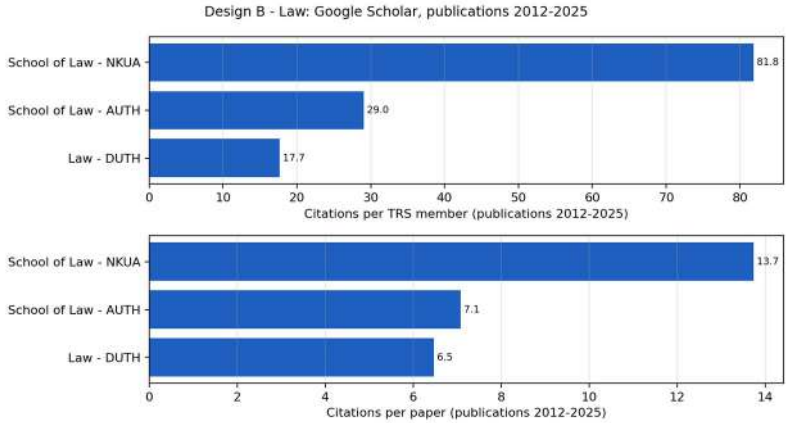

Figure 11. Law: citations per TRS member (top) and citations per paper (bottom), Google Scholar documents 2012-2025, design B.

Political science and public administration: 132 TRS members in 6 departments produced 1,471 unique 2012-2025 documents with 17,042 citations. Citations per TRS member range from 0.0 (Department of Political Science (DUTH)) to 237.6 (School of Political Sciences (AUTH)) and citations per paper from 9.5 to 15.4. The top three departments by citations per member are School of Political Sciences (AUTH) (237.6); Department of Political Science and International Relations (UoP) (150.9); Department of Political Science and History (Panteion) (142.8) (Figure 12). 75 members (57%) have no public Google Scholar profile and count in the denominator.

Table 10b. Political science and public administration: Google Scholar documents 2012-2025 per department (design B). Ordered by citations per TRS member; ranks within area and within the university.

Department (Univ.)	TRS	No profile	Papers	Citations	Papers/ TRS	Cit./TRS	Cit./paper	Rank cit/TRS (area)	Rank cit/paper (area)	Rank in univ.
School of Political Sciences (AUTH)	20	12	308	4752	15.40	237.60	15.43	1	1	3
Department of Political Science and International Relations (UoP)	19	10	281	2867	14.79	150.89	10.20	2	3	1
Department of Political Science and History (Panteion)	31	14	360	4427	11.61	142.81	12.30	3	2	5
Department of Political Science and Public Administration (NKUA)	31	15	437	4190	14.10	135.16	9.59	4	4	3
Department of Political Science (UoC)	30	23	85	806	2.83	26.87	9.48	5	5	3
Department of Political Science (DUTH)	1	1	0	0	0.00	0.00	0.00	6	6	5

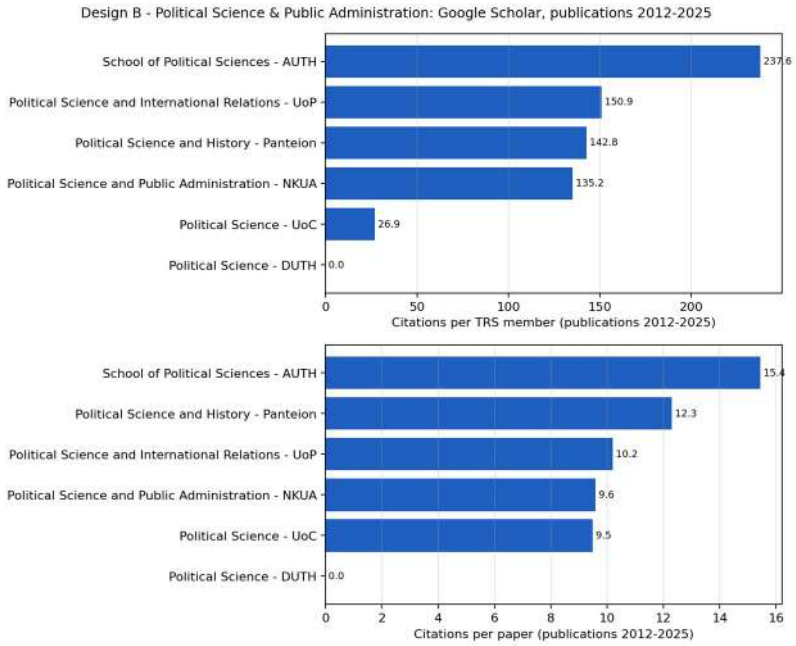

Figure 12. Political science and public administration: citations per TRS member (top) and citations per paper (bottom), Google Scholar documents 2012-2025, design B.

Sociology, social policy, social work and anthropology: 249 TRS members in 14 departments produced 3,209 unique 2012-2025 documents with 44,203 citations. Citations per TRS member range from 1.2 (Department of Sociology (NKUA)) to 431.0 (Department of Social Work (HMU)) and citations per paper from 4.6 to 36.3. The top three departments by citations per member are Department of Social Work (HMU) (431.0); Department of Social Work (UNIWA) (413.2); Department of Sociology (UoC) (246.0) (Figure 13). 116 members (47%) have no public Google Scholar profile and count in the denominator.

Table 10c. Sociology, social policy, social work and anthropology: Google Scholar documents 2012-2025 per department (design B). Ordered by citations per TRS member; ranks within area and within the university.

Department (Univ.)	TRS	No profile	Papers	Citations	Papers/ TRS	Cit./TRS	Cit./paper	Rank cit/TRS (area)	Rank cit/paper (area)	Rank in univ.
Department of Social Work (HMU)	19	10	399	8189	21.00	431.00	20.52	1	3	1
Department of Social Work (UNIWA)	18	7	205	7438	11.39	413.22	36.28	2	1	1
Department of Sociology (UoC)	24	14	272	5903	11.33	245.96	21.70	3	2	2
Department of Educational and Social Policy (UoM)	18	8	288	4384	16.00	243.56	15.22	4	5	1
Department of Social Anthropology (Panteion)	15	5	214	3520	14.27	234.67	16.45	5	4	3
Department of Education and Social Work (UPatras)	22	7	445	4202	20.23	191.00	9.44	6	8	1
Department of Social Policy (Panteion)	20	8	413	3139	20.65	156.95	7.60	7	10	4
Department of Social Policy (DUTH)	10	5	96	1153	9.60	115.30	12.01	8	7	2
Department of Sociology (UAegean)	17	11	217	1783	12.76	104.88	8.22	9	9	2
Department of History, Archaeology and Social Anthropology (UThessaly)	21	6	231	1682	11.00	80.10	7.28	10	11	1
Department of Social Work (DUTH)	15	7	60	878	4.00	58.53	14.63	11	6	3

Department (Univ.)	TRS	No profile	Papers	Citations	Papers/ TRS	Cit./TRS	Cit./paper	Rank cit/TRS (area)	Rank cit/paper (area)	Rank in univ.
Department of Social Anthropology and History (UAegean)	19	8	136	859	7.16	45.21	6.32	12	12	3
Department of Sociology (Panteion)	27	17	232	1068	8.59	39.56	4.60	13	14	7
Department of Sociology (NKUA)	4	3	1	5	0.25	1.25	5.00	14	13	5

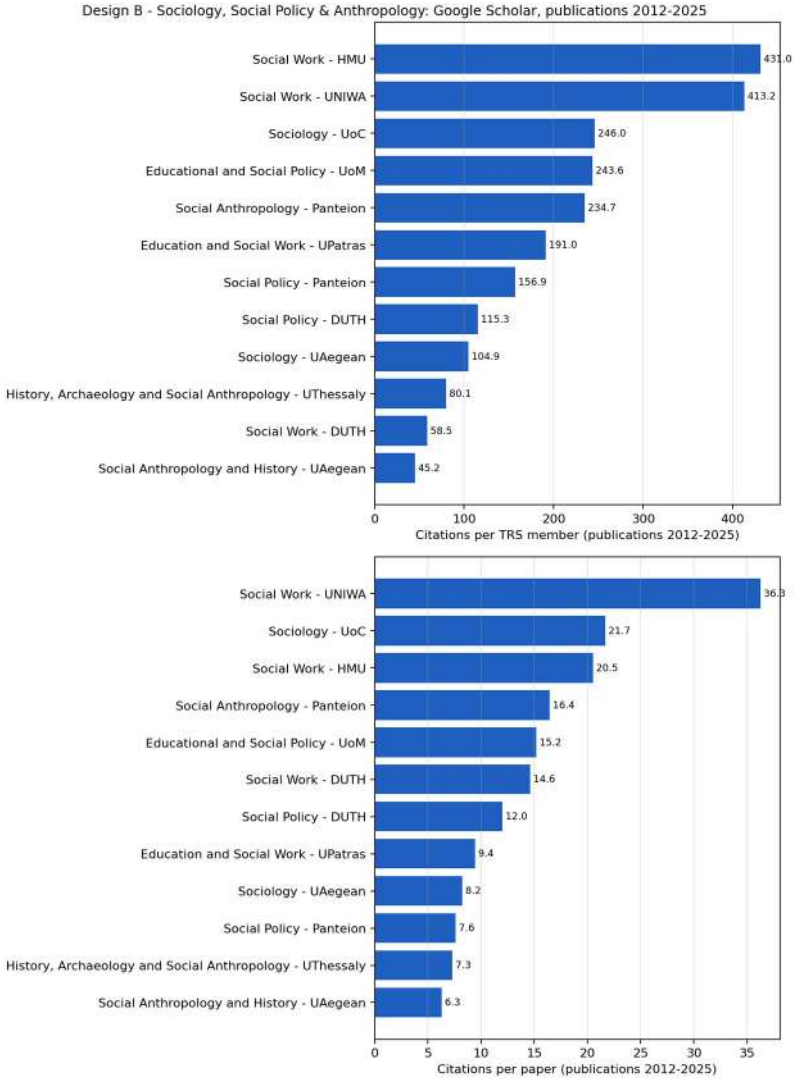

Figure 13. Sociology, social policy, social work and anthropology: citations per TRS member (top) and citations per paper (bottom), Google Scholar documents 2012-2025, design B.

Psychology: 103 TRS members in 7 departments produced 2,963 unique 2012-2025 documents with 131,449 citations. Citations per TRS member range from 0.0 (Department of Psychology (UoWM)) to 3,956.0 (School of Psychology (AUTH)) and citations per paper from 16.6 to 89.7. The top three departments by citations per member are School of Psychology (AUTH) (3,956.0); Department of Psychology (DUTH) (1,275.8); Department of Psychology (Panteion) (700.7) (Figure 14). 47 members (46%) have no public Google Scholar profile and count in the denominator.

Table 10d. Psychology: Google Scholar documents 2012-2025 per department (design B). Ordered by citations per TRS member; ranks within area and within the university.

Department (Univ.)	TRS	No profile	Papers	Citations	Papers/ TRS	Cit./TRS	Cit./paper	Rank cit/TRS (area)	Rank cit/paper (area)	Rank in univ.
School of Psychology (AUTH)	22	4	970	87032	44.09	3,956.00	89.72	1	1	1
Department of Psychology (DUTH)	5	1	384	6379	76.80	1,275.80	16.61	2	6	1
Department of Psychology (Panteion)	14	5	426	9810	30.43	700.71	23.03	3	4	1

Department (Univ.)	TRS	No profile	Papers	Citations	Papers/ TRS	Cit./TRS	Cit./paper	Rank cit/TRS (area)	Rank cit/paper (area)	Rank in univ.
Department of Psychology (NKUA)	19	12	495	11284	26.05	593.89	22.80	4	5	1
Department of Psychology (UoI)	14	6	300	7937	21.43	566.93	26.46	5	2	1
Department of Psychology (UoC)	27	17	388	9007	14.37	333.59	23.21	6	3	1
Department of Psychology (UoWM)	2	2	0	0	0.00	0.00	0.00	7	7	2

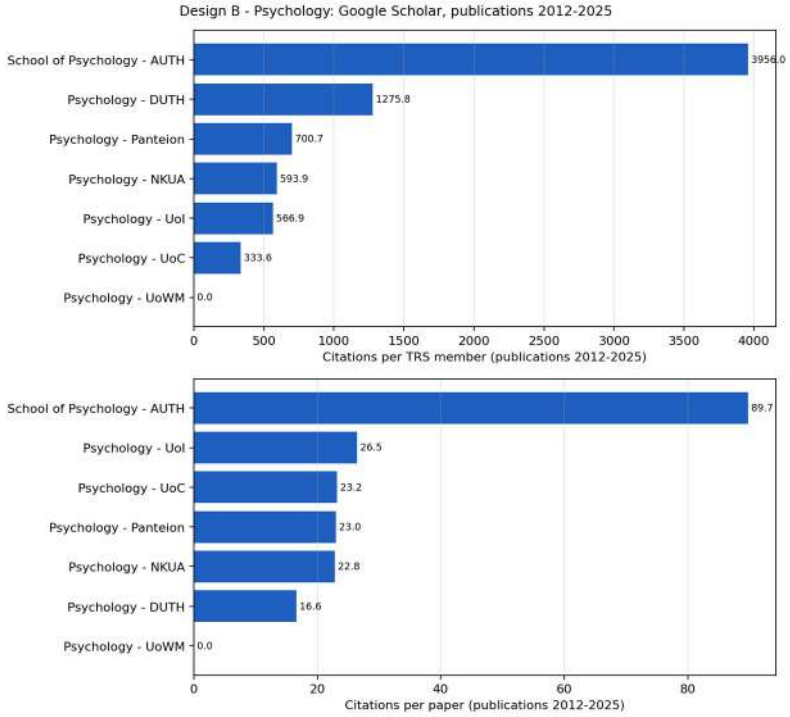

Figure 14. Psychology: citations per TRS member (top) and citations per paper (bottom), Google Scholar documents 2012-2025, design B.

Communication and media studies: 111 TRS members in 7 departments produced 2,652 unique 2012-2025 documents with 40,441 citations. Citations per TRS member range from 54.8 (Department of Culture, Creative Media and Industries (UThessaly)) to 620.8 (Department of Cultural Technology and Communication (UAegean)) and citations per paper from 3.8 to 19.0. The top three departments by citations per member are Department of Cultural Technology and Communication (UAegean) (620.8); School of Journalism and Mass Media Studies (AUTH) (515.8); Department of Communication, Media and Culture (Panteion) (333.3) (Figure 15). 42 members (38%) have no public Google Scholar profile and count in the denominator.

Table 10e. Communication and media studies: Google Scholar documents 2012-2025 per department (design B). Ordered by citations per TRS member; ranks within area and within the university.

Department (Univ.)	TRS	No profile	Papers	Citations	Papers/ TRS	Cit./TRS	Cit./paper	Rank cit/TRS (area)	Rank cit/paper (area)	Rank in univ.
Department of Cultural Technology and Communication (UAegean)	22	8	859	13658	39.05	620.82	15.90	1	4	1
School of Journalism and Mass Media Studies (AUTH)	19	8	515	9801	27.11	515.84	19.03	2	1	2
Department of Communication, Media and Culture (Panteion)	19	3	392	6333	20.63	333.32	16.16	3	3	2
Department of Communication and Digital Media (UoWM)	15	10	231	4199	15.40	279.93	18.18	4	2	1
Department of Digital Media and Communication (IONIO)	10	2	216	2256	21.60	225.60	10.44	5	5	1
Department of Communication and Media Studies (NKUA)	22	9	381	3975	17.32	180.68	10.43	6	6	2
Department of Culture, Creative Media and Industries (UThessaly)	4	2	58	219	14.50	54.75	3.78	7	7	2

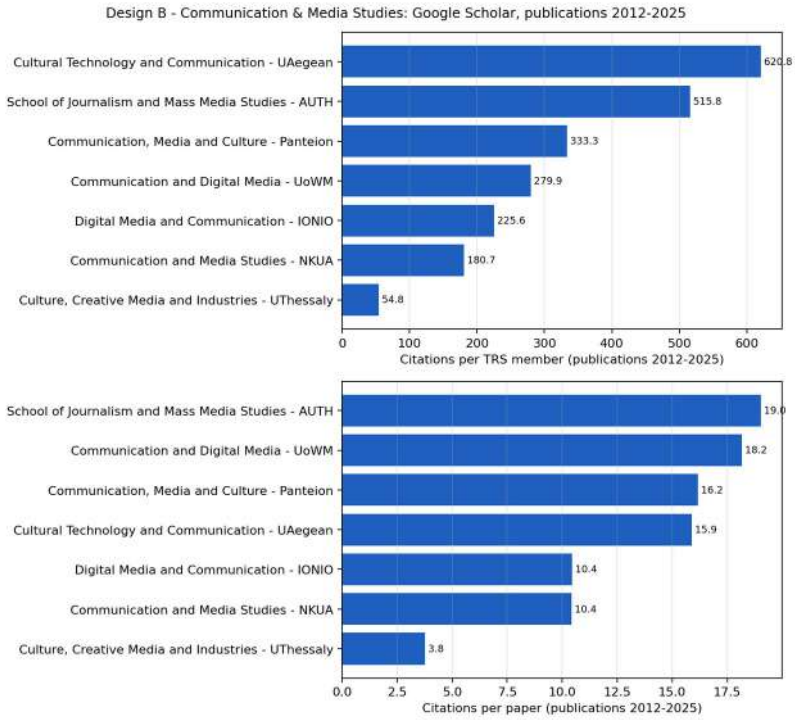

Figure 15. Communication and media studies: citations per TRS member (top) and citations per paper (bottom), Google Scholar documents 2012-2025, design B.

International and European studies: 28 TRS members in 1 department produced 378 unique 2012-2025 documents with 2,678 citations. Citations per TRS member range from 95.6 (Department of International, European and Area Studies (Panteion)) to 95.6 (Department of International, European and Area Studies (Panteion)) and citations per paper from 7.1 to 7.1. The top three departments by citations per member are Department of International, European and Area Studies (Panteion) (95.6) (Figure 16). 10 members (36%) have no public Google Scholar profile and count in the denominator.

Table 10f. International and European studies: Google Scholar documents 2012-2025 per department (design B). Ordered by citations per TRS member; ranks within area and within the university.

Department (Univ.)	TRS	No profile	Papers	Citations	Papers/ TRS	Cit./TRS	Cit./paper	Rank cit/TRS (area)	Rank cit/paper (area)	Rank in univ.
Department of International, European and Area Studies (Panteion)	28	10	378	2678	13.50	95.64	7.08	1	1	6

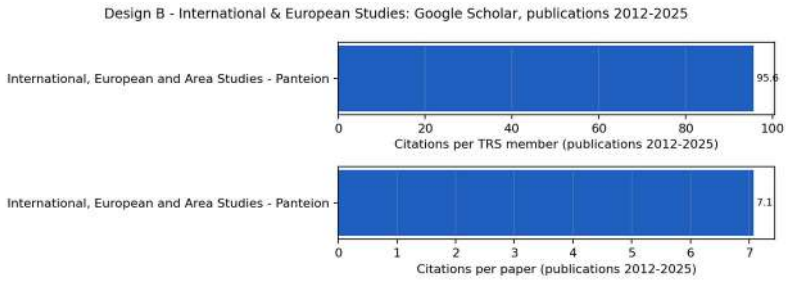

Figure 16. International and European studies: citations per TRS member (top) and citations per paper (bottom), Google Scholar documents 2012-2025, design B.

5B.3 Individual ranking of faculty members (extension of design B)

Table 11 lists, for each area, the twenty members with the most citations to their own 2012-2025 documents, with papers, citations per paper and lifetime h, and their ranks within department, university, area and nation-wide; the complete list is in Section 5E. Because the department indicators of design B are unions, a member's own counts do not sum to the department's, which is the point of reporting both.

Table 11a. Law: top-20 faculty members by citations to own documents 2012-2025 (design B).

Member	Department (Univ.)	Grade	Papers	Citations	Cit./paper	Lifetime h	Rank cites d/a/all	Conf.
Giannopoulos Georgios	School of Law (NKUA)	Prof.	184	6,468	35.1	42	1/1/2	H
Kyriakopoulos Georgios	School of Law (NKUA)	Assoc.	78	1,092	14.0	17	2/2/55	H
Daniil Georgios	Department of Law (DUTH)	Asst.	8	509	63.6	7	1/3/101	M
Konsta Anna-Maria	School of Law (AUTH)	Asst.	27	500	18.5	11	1/4/106	H
Diamantopoulos Georgios	School of Law (AUTH)	Prof.	31	430	13.9	19	2/5/118	M
Papageorgiou Konstantinos	School of Law (AUTH)	Prof.	34	317	9.3	14	3/6/140	H
Apostolidou Anna	Department of Law (DUTH)	Asst.	40	220	5.5	9	2/7/171	M
Stefanidis Ioannis	School of Law (AUTH)	Prof.	8	185	23.1	8	4/8/183	H
Sachoulidou Athina	School of Law (AUTH)	Asst.	24	182	7.6	7	5/9/184	H
Angelou Ioannis	School of Law (NKUA)	Asst.	16	169	10.6	7	3/10/192	M
Rokas Konstantinos	School of Law (AUTH)	Asst.	4	140	35.0	2	6/11/207	H
Georgopoulos Ioannis	School of Law (NKUA)	Asst.	18	133	7.4	7	4/12/209	H
Perrou Aikaterini	School of Law (NKUA)	Asst.	42	116	2.8	7	5/13/219	H
Giannopoulos Panagiotis	Department of Law (DUTH)	Prof.	19	106	5.6	4	3/14/225	M
Gavouneli Maria	School of Law (NKUA)	Prof.	29	91	3.1	12	6/15/235	H
Gourgourinis Anastasios	School of Law (NKUA)	Asst.	37	86	2.3	7	7/16/238	H
Karampatzos Antonios	School of Law (NKUA)	Prof.	18	86	4.8	7	7/16/238	H
Tsakni Georgia	Department of Law (DUTH)	Asst.	37	81	2.2	5	4/18/243	H
Papadopoulou Triantafyllia	School of Law (AUTH)	Prof.	61	76	1.2	7	7/19/249	L
Ioanna Pervou	Department of Law (DUTH)	Asst.	55	74	1.4	4	5/20/253	H

Table 11b. Political science and public administration: top-20 faculty members by citations to own documents 2012-2025 (design B).

Member	Department (Univ.)	Grade	Papers	Citations	Cit./paper	Lifetime h	Rank cites d/a/all	Conf.
Kioupkiolis Alexandros	School of Political Sciences (AUTH)	Prof.	92	1,858	20.2	22	1/1/29	H
Ladi Styliani	Department of Political Science and History (Panteion)	Assoc.	51	1,587	31.1	25	1/2/33	H
Teperoglou Evtychia	School of Political Sciences (AUTH)	Assoc.	63	1,374	21.8	15	2/3/43	H
Tsatsanis Emmanouil (manos)	Department of Political Science and Public Administration (NKUA)	Asst.	89	1,144	12.8	17	1/4/51	H
Papazoglou Emmanouil	Department of Political Science and International Relations (UoP)	Assoc.	49	1,028	21.0	18	1/5/61	M
Rori Lamprini	Department of Political Science and Public Administration (NKUA)	Asst.	54	870	16.1	11	2/6/69	H
Georgiadou Vasiliki	Department of Political Science and History (Panteion)	Prof.	68	845	12.4	15	2/7/74	H
Tzifakis Nikolaos	Department of Political Science and International Relations (UoP)	Prof.	57	833	14.6	20	2/8/75	H
Andreou Georgios	School of Political Sciences (AUTH)	Assoc.	29	753	26.0	15	3/9/79	L
Altiparmakis Argyris	Department of Political Science and History (Panteion)	Asst.	20	544	27.2	11	3/10/94	H
Tilemachos Iatridis	Department of Political Science (UoC)	Prof.	12	514	42.8	7	1/11/100	H
Christopoulos Dimitris	Department of Political Science and History (Panteion)	Prof.	24	502	20.9	31	4/12/105	M
Roussos Sotirios	Department of Political Science and International Relations (UoP)	Prof.	46	495	10.8	12	3/13/109	M
Plakokefalos Ilias	Department of Political Science and Public Administration (NKUA)	Asst.	22	423	19.2	10	3/14/121	H
Katsikas Dimitrios	Department of Political Science and Public Administration (NKUA)	Assoc.	68	351	5.2	10	4/15/133	H
Klapsis Antonios	Department of Political Science and International Relations (UoP)	Assoc.	44	279	6.3	10	4/16/153	H
Andreadis Ioannis	School of Political Sciences (AUTH)	Prof.	6	268	44.7	6	4/17/156	H
Sideri Katerina	Department of Political Science and History (Panteion)	Assoc.	25	265	10.6	9	5/18/157	H
Panagiotopoulos Panagiotis-georgios	Department of Political Science and Public Administration (NKUA)	Assoc.	23	263	11.4	8	5/19/158	H
Sideris Dimitrios	Department of Political Science and History (Panteion)	Assoc.	35	241	6.9	12	6/20/163	H

Table 11c. Sociology, social policy, social work and anthropology: top-20 faculty members by citations to own documents 2012-2025 (design B).

Member	Department (Univ.)	Grade	Papers	Citations	Cit./paper	Lifetime h	Rank cites d/a/all	Conf.
Karakosta Argyro	Department of Social Work (UNIWA)	Asst.	40	5,402	135.1	16	1/1/4	H
Papadakaki Maria	Department of Social Work (HMU)	Assoc.	173	2,542	14.7	33	1/2/15	H
Kalaitzaki Argyroula	Department of Social Work (HMU)	Prof.	100	2,107	21.1	23	2/3/21	H
Koukouli Sofia	Department of Social Work (HMU)	Assoc.	43	1,895	44.1	18	3/4/27	H
Leonidas Oikonomakis	Department of Sociology (UoC)	Asst.	42	1,736	41.3	11	1/5/32	H
Rozakou Katerina	Department of Social Anthropology (Panteion)	Asst.	27	1,562	57.9	11	1/6/34	H
Moudatsou Maria	Department of Social Work (HMU)	Asst.	35	1,553	44.4	11	4/7/36	H
Evgenia Fotiou	Department of Sociology (UoC)	Asst.	26	1,270	48.9	14	2/8/46	H

Member	Department (Univ.)	Grade	Papers	Citations	Cit./paper	Lifetime h	Rank cites d/a/all	Conf.
Boukala Salomi	Department of Social Anthropology (Panteion)	Asst.	49	1,184	24.2	12	2/9/48	H
Papadopoulos Konstantinos	Department of Educational and Social Policy (UoM)	Prof.	62	1,082	17.4	28	1/10/56	H
Platsidou Maria	Department of Educational and Social Policy (UoM)	Prof.	34	1,078	31.7	25	2/11/57	H
Dimitriou Antonios	Department of Educational and Social Policy (UoM)	Asst.	60	950	15.8	21	3/12/65	H
Giorgos Velegrakis	Department of Sociology (UoC)	Asst.	83	863	10.4	9	3/13/71	H
Sotiris Panagiotis	Department of Sociology (UAegean)	Asst.	101	856	8.5	17	1/14/72	M
Tsichouridis Charilaos	Department of Education and Social Work (UPatras)	Assoc.	90	847	9.4	15	1/15/73	H
Theodosia Anthopoulou	Department of Social Policy (Panteion)	Prof.	44	778	17.7	11	1/16/76	H
Athina Arampatzi	Department of Sociology (UoC)	Asst.	15	770	51.3	9	4/17/77	H
Milienos Fotios	Department of Sociology (Panteion)	Assoc.	39	666	17.1	15	1/18/86	H
Maria Symeonaki	Department of Social Policy (Panteion)	Prof.	123	657	5.3	16	2/19/87	H
Vasiliki Petousi	Department of Sociology (UoC)	Prof.	20	583	29.1	9	5/20/92	H

Table 11d. Psychology: top-20 faculty members by citations to own documents 2012-2025 (design B).

Member	Department (Univ.)	Grade	Papers	Citations	Cit./paper	Lifetime h	Rank cites d/a/all	Conf.
Papachristou Christina	School of Psychology (AUTH)	Asst.	57	63,305	1,110.6	27	1/1/1	H
Xanthopoulou Despoina	School of Psychology (AUTH)	Prof.	92	6,337	68.9	44	2/2/3	H
Kafetsios Konstantinos	School of Psychology (AUTH)	Assoc.	126	4,811	38.2	51	3/3/5	H
Anagnostopoulos Fotios	Department of Psychology (Panteion)	Prof.	91	3,679	40.4	45	1/4/7	L
Ioannis Tsaousis	Department of Psychology (NKUA)	Assoc.	68	3,001	44.1	34	1/5/8	H
Foteini Christidi	Department of Psychology (NKUA)	Asst.	147	2,963	20.2	30	2/6/10	H
Georganta Katerina	Department of Psychology (UoI)	Asst.	30	2,779	92.6	12	1/7/13	H
Moraitou Despoina	School of Psychology (AUTH)	Prof.	169	2,668	15.8	25	4/8/14	L
Giannouli Vaitsa	Department of Psychology (DUTH)	Asst.	266	2,514	9.4	25	1/9/16	M
Messinis Lampros	School of Psychology (AUTH)	Prof.	147	2,222	15.1	26	5/10/18	H
Pezirkianidis Christos	Department of Psychology (Panteion)	Asst.	69	2,174	31.5	24	2/11/19	H
Theodoros Giovazolias	Department of Psychology (UoC)	Prof.	42	2,037	48.5	27	1/12/23	H
Nikolakopoulos Stavros	Department of Psychology (UoI)	Asst.	53	1,944	36.7	23	2/13/24	H
Karakasidou Eirini	Department of Psychology (Panteion)	Asst.	68	1,925	28.3	22	3/14/26	H
Stefanos Mastrotheodoros	Department of Psychology (UoC)	Assoc.	64	1,843	28.8	21	2/15/30	H
Theofanis Panagiotaropoulos	Department of Psychology (NKUA)	Asst.	77	1,810	23.5	27	3/16/31	H
Petros Roussos	Department of Psychology (NKUA)	Prof.	82	1,540	18.8	23	4/17/37	H
Aretouli Eleni	Department of Psychology (UoI)	Assoc.	62	1,505	24.3	24	3/18/38	L
Leonidas Zampetakis	Department of Psychology (UoC)	Assoc.	44	1,502	34.1	32	3/19/39	H
Voulgaridou Ioanna	Department of Psychology (DUTH)	Asst.	52	1,477	28.4	20	2/20/40	H

Table 11e. Communication and media studies: top-20 faculty members by citations to own documents 2012-2025 (design B).

Member	Department (Univ.)	Grade	Papers	Citations	Cit./paper	Lifetime h	Rank cites d/a/all	Conf.
Veglis Andreas	School of Journalism and Mass Media Studies (AUTH)	Prof.	156	4,094	26.2	36	1/1/6	H
Kotis Konstantinos	Department of Cultural Technology and Communication (UAegean)	Assoc.	119	2,968	24.9	29	1/2/9	H
Dimoulas Charalampos	School of Journalism and Mass Media Studies (AUTH)	Prof.	133	2,932	22.1	30	2/3/11	H
Anagnostopoulos CHristos-Nikolaos	Department of Cultural Technology and Communication (UAegean)	Prof.	172	2,790	16.2	34	2/4/12	H
Kalloniatis Christos	Department of Cultural Technology and Communication (UAegean)	Prof.	200	2,484	12.4	32	3/5/17	H
Karpouzis Kostas	Department of Communication, Media and Culture (Panteion)	Assoc.	95	2,164	22.8	46	1/6/20	H
Maria Matsiola	Department of Communication and Digital Media (UoWM)	Assoc.	48	2,070	43.1	22	1/7/22	H
Tsingilis Nikolaos	School of Journalism and Mass Media Studies (AUTH)	Prof.	89	1,940	21.8	44	3/8/25	L
Kasapakis Vlasios	Department of Cultural Technology and Communication (UAegean)	Assoc.	94	1,876	20.0	25	4/9/28	L
Dragouni Mina	Department of Communication, Media and Culture (Panteion)	Asst.	36	1,555	43.2	15	2/10/35	H
Demertzis Nikos	Department of Communication and Media Studies (NKUA)	Prof.	54	1,348	25.0	15	1/11/45	H
Tsekouras Georgios	Department of Cultural Technology and Communication (UAegean)	Prof.	64	1,200	18.8	29	5/12/47	H
Dekoulou Paraskevi	School of Journalism and Mass Media Studies (AUTH)	Assoc.	49	1,049	21.4	15	4/13/59	H
Stavrianea Aikaterini	Department of Communication and Media Studies (NKUA)	Asst.	70	1,047	15.0	14	2/14/60	H
Bounia Alexandra	Department of Cultural Technology and Communication (UAegean)	Prof.	77	983	12.8	18	6/15/63	H

Member	Department (Univ.)	Grade	Papers	Citations	Cit./paper	Lifetime h	Rank cites d/a/all	Conf.
Alexandros Kleftodimos	Department of Communication and Digital Media (UoWM)	Prof.	49	867	17.7	18	2/16/70	H
Sgora Angeliki	Department of Digital Media and Communication (IONIO)	Assoc.	42	765	18.2	20	1/17/78	H
Kavakli Evangelia	Department of Cultural Technology and Communication (UAegean)	Prof.	48	749	15.6	30	7/18/80	H
Gardikiotis Antonios	School of Journalism and Mass Media Studies (AUTH)	Prof.	48	748	15.6	14	5/19/81	H
Georgios Lappas	Department of Communication and Digital Media (UoWM)	Assoc.	74	689	9.3	19	3/20/83	H

Table 11f. International and European studies: top-20 faculty members by citations to own documents 2012-2025 (design B).

Member	Department (Univ.)	Grade	Papers	Citations	Cit./paper	Lifetime h	Rank cites d/a/all	Conf.
Lavdas Konstantinos	Department of International, European and Area Studies (Panteion)	Prof.	39	519	13.3	8	1/1/99	H
Paipais Vasileios	Department of International, European and Area Studies (Panteion)	Prof.	53	307	5.8	11	2/2/143	H
Tsimonis Konstantinos	Department of International, European and Area Studies (Panteion)	Asst.	27	292	10.8	7	3/3/148	H
Papazoglou Christos	Department of International, European and Area Studies (Panteion)	Prof.	7	222	31.7	11	4/4/170	H
Triantafyllou Dimitris	Department of International, European and Area Studies (Panteion)	Prof.	32	211	6.6	15	5/5/174	L
Kourtelis Christos	Department of International, European and Area Studies (Panteion)	Asst.	21	181	8.6	8	6/6/186	H
Galani Sofia	Department of International, European and Area Studies (Panteion)	Asst.	26	171	6.6	7	7/7/191	H
Dimitrakopoulos Dionysios	Department of International, European and Area Studies (Panteion)	Prof.	38	158	4.2	6	8/8/198	H
Platias Charalampos	Department of International, European and Area Studies (Panteion)	Asst.	16	117	7.3	6	9/9/217	H
Angelou Angelos	Department of International, European and Area Studies (Panteion)	Asst.	17	101	5.9	3	10/10/227	H
Marouda Maria – Daniella	Department of International, European and Area Studies (Panteion)	Assoc.	39	82	2.1	6	11/11/242	H
Papastamou Andreas	Department of International, European and Area Studies (Panteion)	Prof.	17	69	4.1	4	12/12/260	H
Karageorgou Vasiliki	Department of International, European and Area Studies (Panteion)	Assoc.	24	66	2.8	5	13/13/263	H
Karagiannopoulou Chara	Department of International, European and Area Studies (Panteion)	Assoc.	9	62	6.9	2	14/14/268	H
Arvanitopoulos Konstantinos	Department of International, European and Area Studies (Panteion)	Prof.	13	54	4.2	4	15/15/278	H
Koppa Maria – Eleni	Department of International, European and Area Studies (Panteion)	Prof.	4	53	13.2	3	16/16/279	H
Evangelopoulos Giorgos	Department of International, European and Area Studies (Panteion)	Prof.	4	15	3.8	2	17/17/334	H
Tsolka Olga	Department of International, European and Area Studies (Panteion)	Assoc.	2	2	1.0	1	18/18/363	H

5C. Robustness: the same designs on OpenAlex and Semantic Scholar

Every step of Sections 3-5 was repeated with OpenAlex and with Semantic Scholar as the source on the same roster (full results in the companion files). Google Scholar and OpenAlex rank the departments at rho = 0.81 for the design-A mean h, 0.77 for design-B citations per member and 0.70 for citations per paper, and the 283 members matched in both at rho = 0.78 for the 2012-2025 h, 0.80 for 2012-2025 citations and 0.74 for the lifetime h. Google Scholar and Semantic Scholar rank the departments at rho = 0.49 for the design-A mean h, 0.58 for design-B citations per member and 0.50 for citations per paper, and the 363 members matched in both at rho = 0.45 for the 2012-2025 h, 0.51 for 2012-2025 citations and 0.41 for the lifetime h. OpenAlex and Semantic Scholar rank the departments at rho = 0.44 for the design-A mean h, 0.72 for design-B citations per member and 0.69 for citations per paper, and the 442 members matched in both at rho = 0.42 for the 2012-2025 h, 0.45 for 2012-2025 citations and 0.41 for the lifetime h. Table 12 summarises the pairwise agreement and Table 13 lists every department under the three sources; Section 5E gives all three sources for every member.

Table 12. Agreement between sources: Spearman rank correlations at department level (design A mean h; design B citations per TRS member and per paper) and at faculty-member level (2012-2025 h, 2012-2025 citations, lifetime h), with the mean level differences.

Sources	Depts	rho mean h	rho cit/TRS	rho cit/paper	Members	rho h 2012-25	rho cites 2012-25	rho lifetime h	Δ h (mean)	Δ cites
Google Scholar vs OpenAlex	36	0.81	0.77	0.70	283	0.78	0.80	0.74	+2.3	+104%
Google Scholar vs Semantic Scholar	36	0.49	0.58	0.50	363	0.45	0.51	0.41	+3.4	+170%
OpenAlex vs Semantic Scholar	37	0.44	0.72	0.69	442	0.42	0.45	0.41	+1.1	+42%

Table 13. Departments under the three sources: design-A mean h and citations per academic, design-B citations per TRS member, publications 2012-2025 (GS = Google Scholar, OA = OpenAlex, S2 = Semantic Scholar).

Area	Department (Univ.)	Mean h GS	Mean h OA	Mean h S2	Cites/acad. GS	Cites/acad. OA	Cites/acad. S2	Cit./TRS GS	Cit./TRS OA	Cit./TRS S2
LAW	Department of Law (DUTH)	5.20	4.42	2.63	198.0	234.2	116.8	17.7	79.5	79.2
LAW	School of Law (NKUA)	4.96	6.51	4.19	344.2	714.4	415.8	81.8	332.8	285.1
LAW	School of Law (AUTH)	4.62	3.84	3.84	127.2	247.5	316.5	29.0	130.8	275.8
POL	School of Political Sciences (AUTH)	9.25	5.50	4.72	595.5	326.2	213.3	237.6	228.3	192.0
POL	Department of Political Science and International Relations (UoP)	7.89	5.83	4.72	322.9	190.6	170.7	150.9	120.4	161.3
POL	Department of Political Science and History (Panteion)	6.35	4.79	2.96	264.5	239.1	122.7	142.8	107.2	98.9
POL	Department of Political Science and Public Administration (NKUA)	6.19	10.73	4.75	264.9	1,251.7	200.5	135.2	605.7	155.2
POL	Department of Political Science (UoC)	3.14	4.25	1.69	115.1	180.0	44.0	26.9	24.0	19.1
POL	Department of Political Science (DUTH)	-	4.00	3.00	-	62.0	39.0	0.0	62.0	39.0
SOC	Department of Educational and Social Policy (UoM)	11.30	7.25	5.88	504.3	263.4	158.9	243.6	156.0	143.3
SOC	Department of Social Work (HMU)	11.22	6.47	9.80	966.3	813.7	763.1	431.0	588.6	554.6
SOC	Department of Sociology (UoC)	7.70	4.86	2.86	590.4	137.9	78.1	246.0	40.2	45.5
SOC	Department of Social Policy (Panteion)	7.42	5.00	1.89	279.2	172.4	48.6	156.9	69.0	43.8
SOC	Department of Social Policy (DUTH)	7.20	3.78	4.00	234.0	97.4	136.9	115.3	86.5	109.5
SOC	Department of Sociology (UAegean)	7.17	4.36	2.59	297.2	131.1	45.0	104.9	80.8	44.9
SOC	Department of Social Work (UNIWA)	7.00	3.80	4.56	695.9	314.8	99.7	413.2	257.9	93.2
SOC	Department of Education and Social Work (UPatras)	6.73	3.31	5.71	283.1	89.6	321.4	191.0	64.9	304.4
SOC	Department of Social Anthropology (Panteion)	6.60	5.18	3.21	369.0	328.6	98.8	234.7	241.0	92.2
SOC	Department of History, Archaeology and Social Anthropology (UThessaly)	5.13	1.25	1.75	113.4	10.6	41.8	80.1	6.0	39.8
SOC	Department of Sociology (Panteion)	4.10	2.67	2.17	106.9	53.5	40.0	39.6	29.7	34.1
SOC	Department of Social Anthropology and History (UAegean)	3.73	2.85	4.67	78.5	130.9	442.3	45.2	89.4	414.1
SOC	Department of Social Work (DUTH)	3.25	3.73	3.71	112.4	155.7	101.9	58.5	114.1	94.7
SOC	Department of Sociology (NKUA)	1.00	1.00	2.33	5.0	3.0	31.7	1.2	0.8	23.8
PSY	Department of Psychology (DUTH)	19.00	17.25	4.20	1,595.8	1,247.5	180.2	1,275.8	998.0	180.2
PSY	Department of Psychology (NKUA)	18.86	13.90	3.00	1,638.7	1,064.4	363.9	593.9	558.8	191.5
PSY	School of Psychology (AUTH)	16.00	12.67	7.95	4,915.1	1,487.8	738.8	3,956.0	808.5	702.8
PSY	Department of Psychology (Panteion)	14.78	9.40	5.00	1,218.3	680.5	331.4	700.7	445.0	307.4
PSY	Department of Psychology (UoC)	14.20	9.78	2.46	929.1	796.8	92.5	333.6	262.1	44.5
PSY	Department of Psychology (UoI)	12.12	12.27	4.07	992.9	938.9	175.6	566.9	737.6	175.5
PSY	Department of Psychology (UoWM)	-	-	-	-	-	-	0.0	0.0	0.0
MEDIA	Department of Cultural Technology and Communication (UAegean)	15.00	9.35	8.95	1,083.9	590.8	524.3	620.8	434.8	448.2
MEDIA	Department of Communication and Digital Media (UoWM)	14.40	15.00	6.12	944.4	1,109.0	438.1	279.9	204.9	229.5
MEDIA	School of Journalism and Mass Media Studies (AUTH)	13.45	9.25	4.89	1,042.6	643.8	248.3	515.8	371.9	221.9
MEDIA	Department of Digital Media and Communication (IONIO)	7.88	5.00	5.70	301.1	127.0	140.9	225.6	93.7	130.8
MEDIA	Department of Communication, Media and Culture (Panteion)	7.38	4.86	3.72	402.1	208.0	155.9	333.3	151.9	147.1
MEDIA	Department of Communication and Media Studies (NKUA)	6.54	4.23	6.48	313.9	865.2	677.4	180.7	511.3	646.5
MEDIA	Department of Culture, Creative Media and Industries (UThessaly)	4.00	4.00	2.67	109.5	107.3	45.7	54.8	80.5	34.2
IR	Department of International, European and Area Studies (Panteion)	5.00	4.58	4.17	149.0	141.1	132.6	95.6	60.5	108.9

Figures 17-21 give the same comparison graphically: department mean h and citations per TRS member under the three sources, the member-level h-index under Google Scholar against the two open sources, the share of each department's roster matched in each source, and the relation between the two designs' department indicators under Google Scholar.

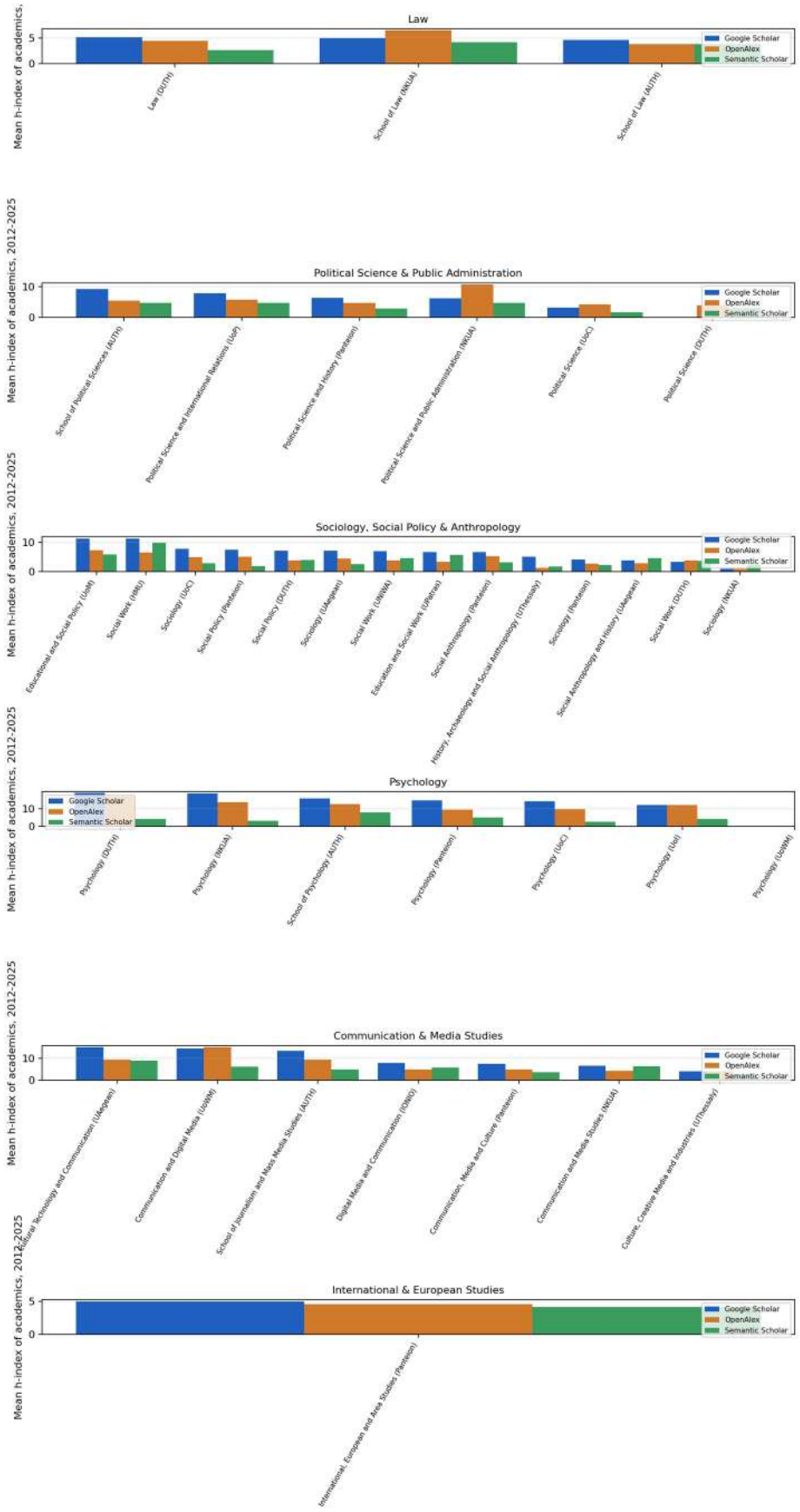

Figure 17. Design A mean h-index of academics, publications 2012-2025, per department under Google Scholar, OpenAlex and Semantic Scholar (one panel per area; departments ordered by the Google Scholar value).

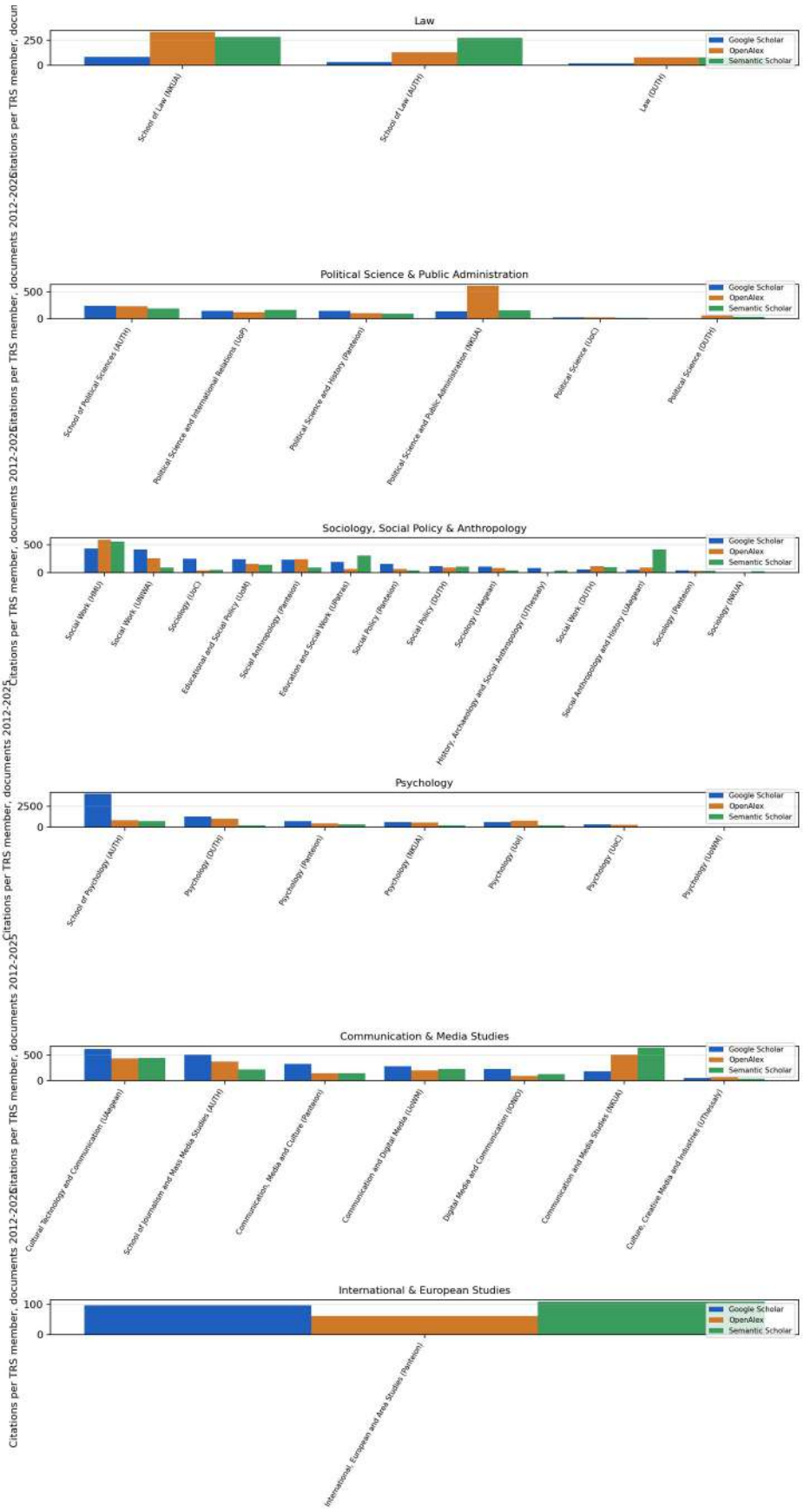

Figure 18. Design B citations per TRS member, documents 2012-2025, per department under the three sources.

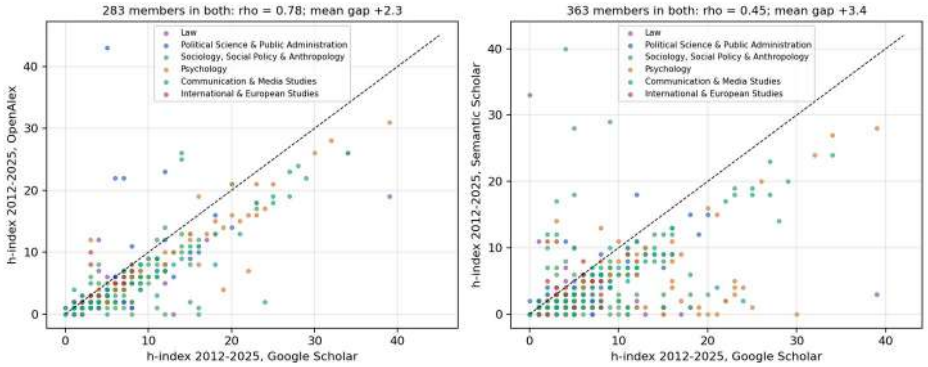

Figure 19. Member-level 2012-2025 h-index: Google Scholar against OpenAlex (left) and against Semantic Scholar (right); dashed line = equality.

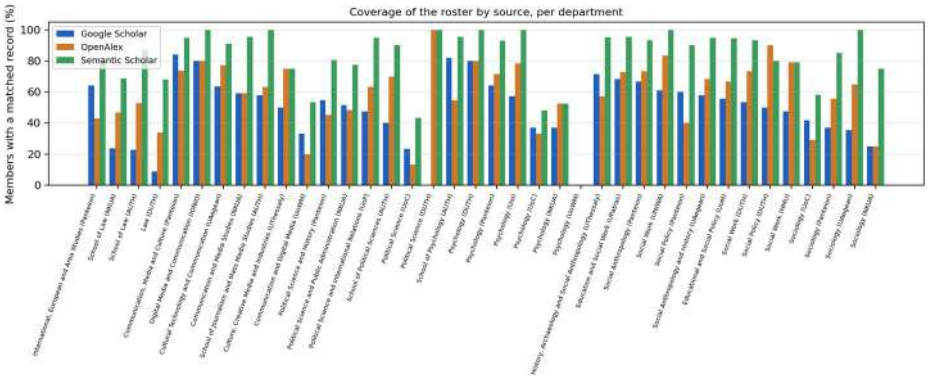

Figure 20. Share of each department's tenured faculty with a matched record, by source.

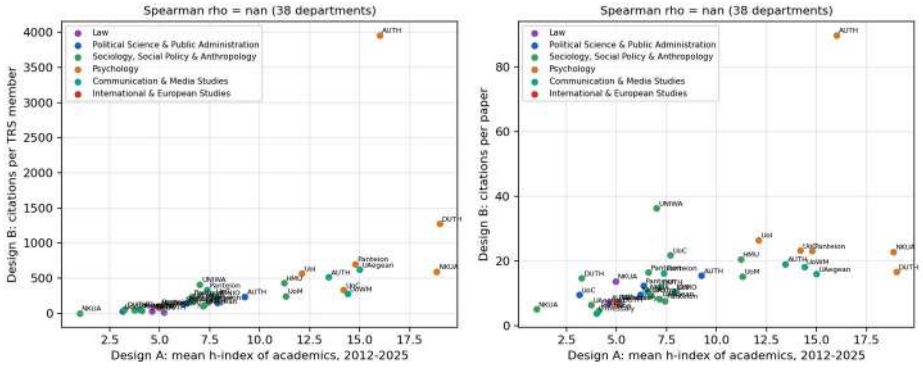

Figure 21. Departments under both designs (Google Scholar, 2012-2025): design-A mean h against design-B citations per TRS member (left) and per paper (right).

5D. The faculty in two global ranking systems: World's Top 2% Scientists and Research.com

As a further lens, equivalent in status to the individual rankings of Sections 5A.5 and 5B.3, every one of the 854 roster members was looked up, by name and affiliation, in two global ranking systems widely cited in Greek academic evaluation; the workflow starts from the roster and asks, for each member, whether the system lists her or him and on what value, and never starts from the systems' own lists. (1) The Stanford/Elsevier World's Top 2% Scientists list (Ioannidis, Baas, Klavans and Boyack; August-2025 data update, version 8, Scopus data to end-2024), which ranks by the composite indicator c (six citation metrics combined; reported here without self-citations, 'ns'); only the career-long list is used and the official table was downloaded from the Elsevier data repository, the members being matched on surname, given name and the institution recorded by Scopus, with implausible field attributions (economics and business, engineering, the humanities) flagged and excluded - the mirror image of the plausibility rule of the technical

volumes of this series. (2) Research.com's Best Scientists rankings for Greece in the five discipline lists that cover these areas (Section 5A.6), matched on name and stated affiliation.

Results (Table 14): 3 members appear in the career-long Top 2% list (0 further name matches were excluded as implausible field attributions), and 4 members appear in the Research.com Greece lists; 1 member appears in both. By area the Top 2% inclusions are MEDIA 2, POL 1, and the Research.com inclusions PSY 3, POL 1.

Table 14. The two global ranking systems: basic metric, edition consulted, access route and number of the roster members found.

System	Basic metric on which inclusion/rank rests	Edition / date read	Access route	Members found
World's Top 2% Scientists, career-long list (Stanford/Elsevier)	Composite citation indicator c (ns = excluding self-citations); rank among the 236,032 scientists listed	August 2025 update (v8, released Sept 2025), Scopus data to 31 Dec 2024 - latest edition available	Official Elsevier data repository table (doi:10.17632/btchxktzyw.8), name + institution matching	3
Research.com Best Scientists, Greece (five discipline lists)	D-index (discipline-restricted h-index) from OpenAlex and CrossRef, with national and world rank	2026 edition, pages read 28 August 2026	Public discipline ranking pages, name + affiliation matching	4

Figure 22 traces the attrition from the roster to the global lists: of the 854 members, 711 are evaluated in at least one bibliographic source and therefore appear in the individual tables of Sections 5A.5, 5B.3 and 5E, while the two global systems retain 4 and 3 members respectively.

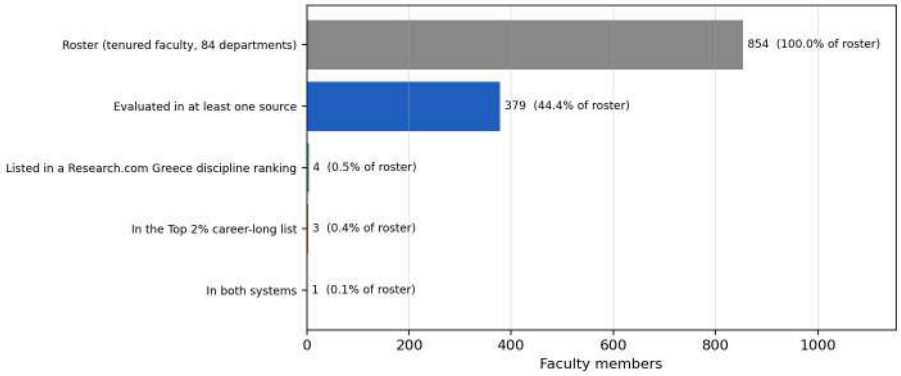

Figure 22. From the roster to the two global ranking systems: members at each stage.

Table 15. Faculty members in the World's Top 2% Scientists career-long list (August 2025 update; publications to end-2024; values without self-citations); 3 members, ordered by rank.

Member	Department (Univ.)	Area	Scopus subfield	Rank (ns)	c-score (ns)	h24 (ns)	Citations (ns)	Papers	First yr
Stavrakakis Ioannis	School of Political Sciences (AUTH)	POL	Political Science & Public Administrat	93,171	3.498	23	2,512	67	1,997
Anagnostopoulos CHristos-Nikolaos	Department of Cultural Technology and Communication (UAegean)	MEDIA	Artificial Intelligence & Image Proces	233,682	3.135	19	2,812	181	1,999
Tsekouras Georgios	Department of Cultural Technology and Communication (UAegean)	MEDIA	Artificial Intelligence & Image Proces	371,573	2.928	16	1,034	73	2,002

Career-long list: publications 1960-2024, citations 1996-2024; c = composite indicator (ns); h24 = h-index to end-2024. Source: Ioannidis, J.P.A. (2025), August 2025 data-update, Elsevier Data Repository, doi:10.17632/btchxktzyw.8. The single-year list is not used.

Figures 23-28 show how the two systems intersect among the evaluated members and how their presence is distributed by area, by university and by department, and how the systems' own metrics relate to the values computed in this study.

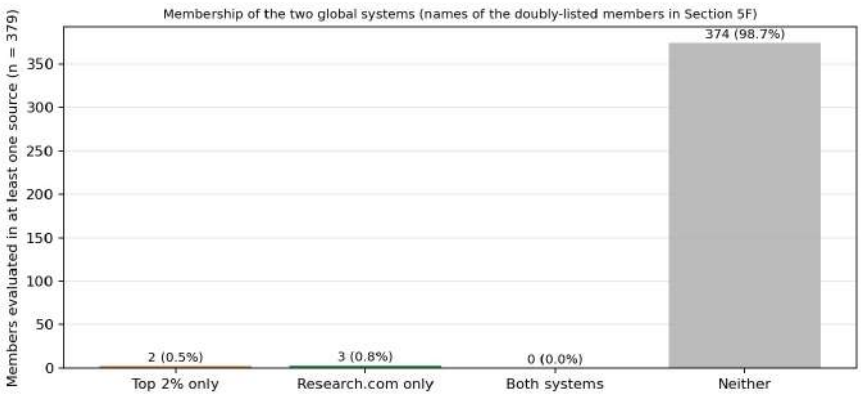

Figure 23. Combinations of membership of the two systems among the members evaluated in at least one source.

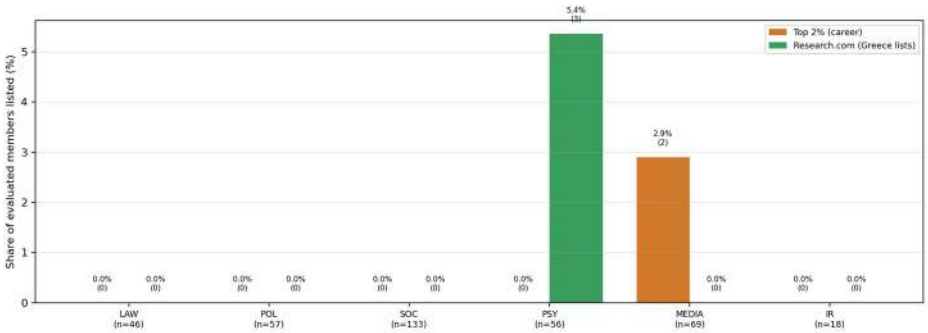

Figure 24. Share (and number) of evaluated members listed in each system, by area.

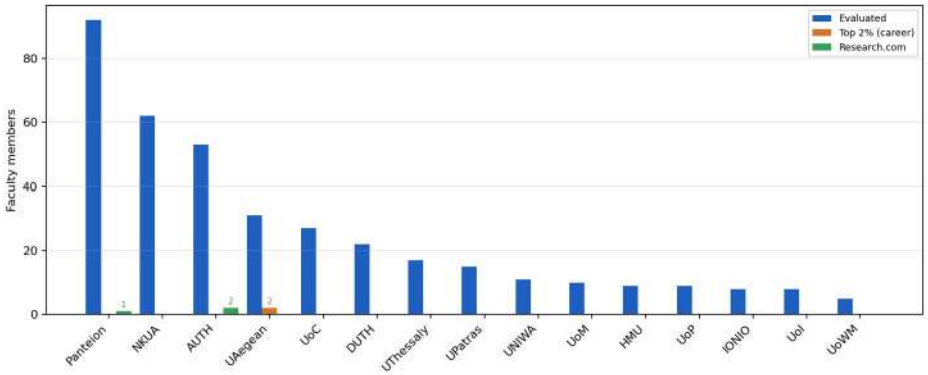

Figure 25. Evaluated members and their presence in the two systems, by university.

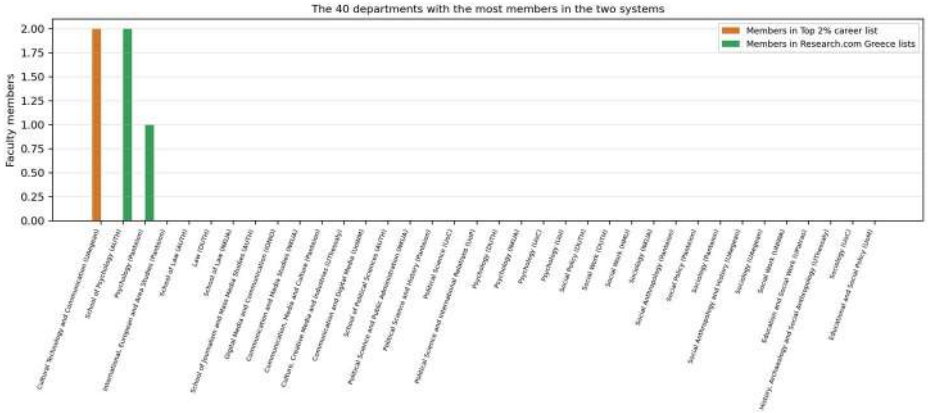

Figure 26. The departments with the most members in the two systems.

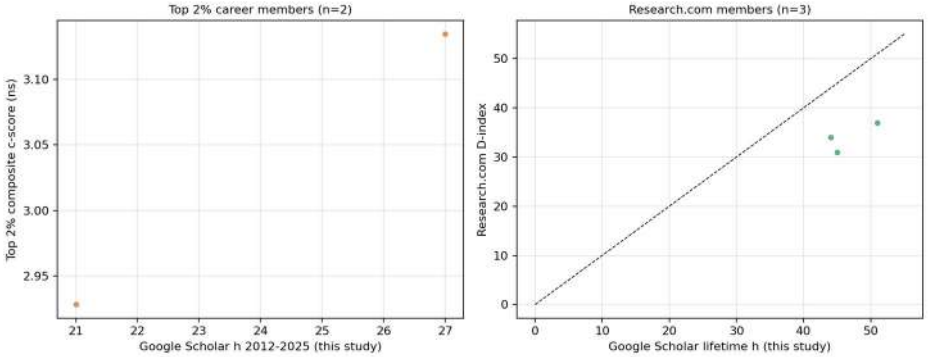

Figure 27. The systems' metrics against this study's Google Scholar values: Top 2% c-score against the 2012-2025 h-index (left) and Research.com D-index against the lifetime h-index (right).

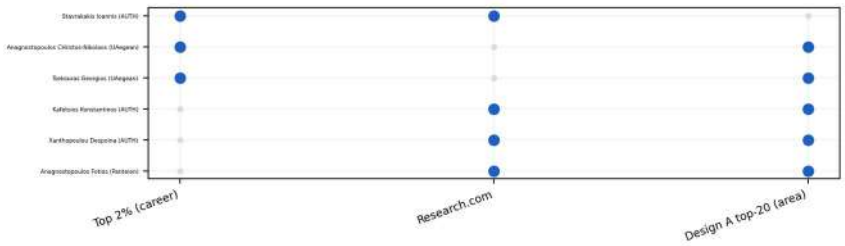

Figure 28. Every member listed in either system, with membership of the other system and of the area top-20 under design A (filled = present).

5E. Complete per-faculty-member results and rankings, publications 2012-2025 (designs A and B): Google Scholar, with OpenAlex and Semantic Scholar alongside

One line per evaluated faculty member, department by department. Design A (publications 2012-2025): h-index, i10-index, citations, publications, with ranks within department / university / area / all departments

on h and the design-A composite (Eq. 10). Design B (documents 2012-2025): own documents P_i, citations C_i, with ranks within department / university / area / all on C_i and the design-B composite. Then the lifetime values at retrieval from the member's Google Scholar profile: h-index, i10-index and total citations; and finally, for the same member, the OpenAlex and Semantic Scholar values: 2012-2025 h / i10 / citations and lifetime h / i10 / citations (blank = not matched in that source). Composites = harmonic mean of ranks within the area. The header of each table gives the number of members matched in at least one source of the department's TRS.

School of Law (AUTH) - LAW - 63 matched of 70 TRS

Member	Grade	A: h	A: i10	A: cites	A: pubs	A: rank h d/u/a/all	A: comp.	B: P_i	B: C_i	B: rank C d/u/a/all	B: comp.	GS profile h/i10/cites	Conf.	OA 2012-25 h/i10/cites	OA life h/i10/cites	S2 2012-25 h/i10/cites	S2 life h/i10/cites
Diamantopoulos Georgios	Prof.	13	15	430	31	1/17/3/72	4.9	31	430	2/24/5/118	3.8	19/27/887	M	0/0/0	0/0/0	0/0/0	0/0/0
Papageorgiou Konstantinos	Prof.	12	13	317	34	2/20/4/79	5.9	34	317	3/25/6/140	5.9	14/16/465	H	5/5/110	5/5/110	2/0/4	2/0/5
Konsta Anna-Maria	Asst.	8	7	500	27	3/25/5/135	5.8	27	500	1/22/4/106	6.1	11/11/628	H	2/1/37	2/1/37	5/2/58	6/2/66
Sachoulidou Athina	Asst.	7	4	182	24	4/29/7/160	9.4	24	182	5/31/9/184	10.4	7/4/184	H	5/1/74	5/1/74	4/1/58	4/1/58
Papadopoulou Triantafyllia	Prof.	5	1	76	61	5/35/11/208	7.6	61	76	7/41/19/249	7.3	7/2/123	L	2/1/41	2/1/41	0/0/0	0/0/0
Stefanidis Ioannis	Prof.	4	2	185	8	6/38/18/244	14.2	8	185	4/30/8/183	10.7	8/8/449	H	2/0/11	2/0/11		
Giannakoula Athina	Asst.	4	1	37	15	6/38/18/244	22.3	15	37	9/44/27/300	24.6	4/2/48	H	1/0/6	1/0/6	1/0/4	1/0/4
Kornilakis Angelos	Prof.	4	1	37	15	6/38/18/244	22.3	15	37	9/44/27/300	24.6	4/1/39	H	2/0/12	2/0/12	2/0/8	2/0/8
Plevri Anna	Asst.	4	0	25	18	6/38/18/244	20.5	18	25	11/47/31/312	22.3	4/0/25	H			7/5/188	7/5/188
Stratilatis Konstantinos	Asst.	3	1	69	35	10/44/26/282	16.3	35	69	8/42/22/260	14.9	5/1/85	H	2/1/26	2/1/26	2/1/23	2/1/26
Chrysogonos Konstantinos	Prof.	3	0	18	9	10/44/26/282	29.4	9	18	12/48/32/325	30.6	3/0/22	L			0/0/0	0/0/0
Rokas Konstantinos	Asst.	2	1	140	4	12/49/32/315	20.6	4	140	6/35/11/207	20.9	3/1/147	H	1/0/2	1/0/2	1/0/1	1/0/1
Rizos Evripidis	Assoc.	2	0	10	3	12/49/32/315	35.8	3	10	13/50/33/345	36.6	2/0/10	H	1/0/1	1/0/1	3/1/33	3/1/33
Papakonstantinou Kalliopi	Assoc.	2	0	7	6	12/49/32/315	34.8	6	7	14/51/35/350	33.6	3/3/63	H	0/0/0	0/0/0	0/0/0	0/0/0
Archimandritou Maria	Prof.	1	0	3	1	15/52/36/347	39.6	1	3	15/52/38/359	40.7	1/0/3	H	1/0/1	1/0/1	2/0/7	2/0/7
Gogos Konstantinos	Prof.	0	0	0	4	16/53/44/372	43.7	4	0	16/53/44/372	41.9	1/0/2	M	1/0/2	1/0/2	33/82/5,184	50/185/12,225

School of Law (NKUA) - LAW - 74 matched of 105 TRS

Member	Grade	A: h	A: i10	A: cites	A: pubs	A: rank h d/u/a/all	A: comp.	B: P_i	B: C_i	B: rank C d/u/a/all	B: comp.	GS profile h/i10/cites	Conf.	OA 2012-25 h/i10/cites	OA life h/i10/cites	S2 2012-25 h/i10/cites	S2 life h/i10/cites
Giannopoulos Georgios	Prof.	39	90	6,468	184	1/1/1/1	1.0	184	6,468	1/1/1/2	1.0	42/117/7,816	H	19/27/1,672	19/27/1,672	3/0/20	3/0/21
Kyriakopoulos Georgios	Assoc.	17	22	1,092	78	2/7/2/43	2.0	78	1,092	2/9/2/55	2.2	17/22/1,093	H	12/13/678	12/13/678	0/0/0	0/0/0
Angelou Ioannis	Asst.	7	6	169	16	3/19/7/160	10.4	16	169	3/24/10/192	11.7	7/6/170	M	5/3/72	5/3/72	0/0/0	0/0/0
Georgopoulos Ioannis	Asst.	6	6	133	18	4/23/9/181	11.8	18	133	4/26/12/209	11.8	7/7/206	H	6/6/127	6/6/127	1/0/1	1/0/1
Perrou Aikaterini	Asst.	6	3	116	42	4/23/9/181	8.5	42	116	5/27/13/219	8.5	7/3/127	H			3/0/19	3/0/22
Gavouneli Maria	Prof.	5	2	91	29	6/27/11/208	12.8	29	91	6/31/15/235	8.7	12/15/911	H	3/2/42	3/2/42	5/2/69	6/6/190
Gourgourinis Anastasios	Asst.	5	3	86	37	6/27/11/208	10.8	37	86	7/32/16/238	10.0	7/7/288	H	3/1/36	3/1/36	2/0/14	4/2/75
Karampatzos Antonios	Prof.	5	3	86	18	6/27/11/208	14.1	18	86	7/32/16/238	12.9	7/6/154	H	2/0/11	2/0/11	1/0/4	2/0/7
Mikroulea Alexandra	Prof.	5	1	37	16	6/27/11/208	17.3	16	37	14/44/27/300	21.7	5/1/53	H			1/0/2	1/0/3
Moustaira Eleni	Prof.	4	2	74	75	10/37/18/244	6.8	75	74	9/36/20/253	6.8	5/2/98	L			0/0/0	0/0/0
Dimopoulou Athina	Prof.	4	2	52	13	10/37/18/244	22.3	13	52	10/39/23/282	21.7	6/4/124	H	7/5/143	7/5/143	1/0/1	1/0/1
Rokas Alexandros	Asst.	3	3	50	5	12/41/26/282	28.5	5	50	11/40/24/284	27.2	4/3/59	H	2/1/13	2/1/13	3/0/18	3/0/19
Gerapetritis Georgios	Prof.	3	2	49	8	12/41/26/282	27.3	8	49	12/41/25/288	23.7	5/3/72	H	2/1/33	2/1/33	2/1/24	2/1/27
Varveris Alexandros	Asst.	3	2	42	7	12/41/26/282	28.7	7	42	13/43/26/295	29.8	3/2/43	H	2/0/10	2/0/10	4/0/26	4/1/40
Vlachopoulos Spyridon	Prof.	3	1	28	11	12/41/26/282	28.5	11	28	15/46/30/311	29.7	3/1/29	H	1/0/3	1/0/3	1/0/1	1/0/2
Tantalos Marios	Asst.	2	0	8	12	16/45/32/315	31.5	12	8	16/49/34/348	32.2	2/0/8	H	1/0/2	1/0/2	1/0/1	1/0/1
Tsouka Chrysafo	Assoc.	1	0	7	18	17/49/36/347	26.0	18	7	17/50/35/350	26.5	1/0/8	H				
Perakis Emmanouil	Assoc.	1	0	5	5	17/49/36/347	37.6	5	5	18/51/37/353	34.7	3/1/28	M	1/0/9	1/0/9	1/0/3	1/0/3
Pantazopoulos Stefanos-Spyridon	Prof.	1	0	3	15	17/49/36/347	31.3	15	3	19/54/38/359	30.8	2/0/5	H			0/0/0	0/0/0
Micha Eleni	Asst.	1	0	3	5	17/49/36/347	37.9	5	3	19/54/38/359	39.0	1/0/5	H	1/0/4	1/0/4	1/0/1	2/0/7
Skandalis Ioannis	Assoc.	1	0	2	17	17/49/36/347	30.1	17	2	21/57/41/363	30.7	1/0/2	H	1/0/2	1/0/2	11/11/243	27/43/3,416
Tsolakidis Zafeirios	Prof.	1	0	2	7	17/49/36/347	37.5	7	2	21/57/41/363	38.6	1/0/2	H	0/0/0	0/0/0	1/0/1	1/0/1
Triantafyllidis Vasileios	Asst.	1	0	1	15	17/49/36/347	32.4	15	1	23/59/43/367	33.1	1/0/1	H	2/2/53	2/2/53	2/2/66	2/2/67
Papadimitropoulos Antonios	Asst.	0	0	0	8	24/60/44/372	39.1	8	0	24/60/44/372	37.7	1/1/14	H			0/0/0	2/1/32
Morozinis Ioannis	Asst.	0	0	0	6	24/60/44/372	41.8	6	0	24/60/44/372	38.2	2/2/32	L			0/0/0	1/0/4

Department of Law (DUTH) - LAW - 38 matched of 56 TRS

Member	Grade	A: h	A: i10	A: cites	A: pubs	A: rank h d/u/a/all	A: comp.	B: P_i	B: C_i	B: rank C d/u/a/all	B: comp.	GS profile h/i10/cites	Conf.	OA 2012-25 h/i10/cites	OA life h/i10/cites	S2 2012-25 h/i10/cites	S2 life h/i10/cites
Apostolidou Anna	Asst.	8	8	220	40	1/7/5/135	6.2	40	220	2/10/7/171	7.0	9/8/239	M	1/1/10	1/1/10	6/4/80	6/4/86
Daniil Georgios	Asst.	5	5	509	8	2/10/11/208	6.6	8	509	1/6/3/101	6.3	7/7/1,292	M	6/5/473	6/5/473	1/0/3	1/0/3
Tsakni Georgia	Asst.	5	4	81	37	2/10/11/208	11.1	37	81	4/15/18/243	12.7	5/4/81	H	4/2/53	4/2/53	1/0/6	1/0/6
Giannopoulos Panagiotis	Prof.	4	4	106	19	4/14/18/244	15.8	19	106	3/13/14/225	16.9	-/-/131	M	12/12/917	12/12/917	5/2/81	6/3/97
Ioanna Pervou	Asst.	4	3	74	55	4/14/18/244	9.8	55	74	5/17/20/253	10.2	4/3/74	H			3/2/236	5/3/266

School of Political Sciences (AUTH) - POL - 19 matched of 20 TRS

Member	Grade	A: h	A: i10	A: cites	A: pubs	A: rank h d/u/a/all	A: comp.	B: P_i	B: C_i	B: rank C d/u/a/all	B: comp.	GS profile h/i10/cites	Conf.	OA 2012-25 h/i10/cites	OA life h/i10/cites	S2 2012-25 h/i10/cites	S2 life h/i10/cites
Kioupkiolis Alexandros	Prof.	20	30	1,858	92	1/9/1/29	1.0	92	1,858	1/9/1/29	1.3	22/36/2,002	H	14/22/1,418	14/22/1,418	15/21/1,121	15/22/1,146
Teperoglou Evtychia	Assoc.	15	20	1,374	63	2/13/5/55	4.1	63	1,374	2/11/3/43	4.4	-/-/1,561	H			1/0/2	1/0/2
Andreou Georgios	Assoc.	12	12	753	29	3/20/8/79	10.5	29	753	3/19/9/79	9.9	15/21/1,006	L	7/6/393	7/6/393	18/29/1,091	25/56/1,963
Grammatikopoulou Evgenia-CHristina	Asst.	7	4	182	42	4/29/19/160	18.8	42	182	5/31/25/184	21.1	7/4/199	M	2/1/14	2/1/14	2/1/14	2/1/14
Andreadis Ioannis	Prof.	6	6	268	6	5/31/24/181	24.6	6	268	4/28/17/156	27.2	6/6/268	H	22/30/1,643	22/30/1,643	5/2/79	13/15/561
Elevtheriadou Marina	Asst.	6	4	111	20	5/31/24/181	28.8	20	111	7/38/32/222	30.5	7/4/118	H				
Giakoulas Dimitrios	Asst.	4	1	139	43	7/38/35/244	22.3	43	139	6/36/29/208	23.0	4/1/143	L	1/0/1	1/0/1	2/1/50	2/1/50
Kavala Maria	Assoc.	4	2	79	22	7/38/35/244	31.3	22	79	8/40/33/246	32.7	4/2/83	H	1/0/3	1/0/3	11/11/388	17/31/1,419

Department of Political Science and Public Administration (NKUA) - POL - 24 matched of 31 TRS

Member	Grade	A: h	A: i10	A: cites	A: pubs	A: rank h d/u/a/all	A: comp.	B: P_i	B: C_i	B: rank C d/u/a/all	B: comp.	GS profile h/i10/cites	Conf.	OA 2012-25 h/i10/cites	OA life h/i10/cites	S2 2012-25 h/i10/cites	S2 life h/i10/cites
Tsatsanis Emmanouil (manos)	Asst.	16	26	1,144	89	1/8/4/46	3.0	89	1,144	1/8/4/51	3.3	17/30/1,280	H	10/10/586	10/10/586	9/8/492	11/11/536
Rori Lamprini	Asst.	11	14	870	54	2/13/11/94	7.5	54	870	2/11/6/69	8.1	11/14/890	H	9/8/601	9/8/601	8/7/417	8/7/420
Plakokefalos Ilias	Asst.	8	8	423	22	3/16/14/135	16.7	22	423	3/14/14/121	18.3	10/10/566	H	6/6/199	6/6/199	9/9/345	11/13/541
Katsikas Dimitrios	Assoc.	8	8	351	68	3/16/14/135	6.4	68	351	4/15/15/133	6.6	10/10/427	H	1/0/2	1/0/2	2/0/19	4/1/58
Lampropoulou Manto	Asst.	8	6	220	34	3/16/14/135	17.6	34	220	7/20/23/171	21.3	8/6/229	H	5/3/111	5/3/111	1/0/2	1/0/2
Panagiotopoulos Panagiotis-georgios	Assoc.	7	5	263	23	6/19/19/160	20.9	23	263	5/18/19/158	22.6	5/5/293	H	22/33/2,819	22/33/2,819	0/0/0	3/1/24
Chatzistavrou Filippa	Assoc.	7	7	228	50	6/19/19/160	14.2	50	228	6/19/21/168	14.0	10/10/329	H	4/0/36	4/0/36	3/0/26	3/0/29
Lalioti Varvara (mperry)	Asst.	6	4	153	35	8/23/24/181	21.4	35	153	9/25/28/200	23.3	6/4/153	H	4/2/81	4/2/81	6/4/160	12/15/545
Chardas Anastasios	Asst.	5	3	196	19	9/27/30/208	28.7	19	196	8/23/24/181	30.6	5/3/206	H			4/3/158	4/3/161
Paraskevopoulos Christos	Prof.	5	3	115	8	9/27/30/208	34.2	8	115	10/28/31/220	15.2	15/17/950	H	43/170/6,456	43/170/6,456	0/0/0	7/5/188
Zervaki Antonia	Asst.	5	3	75	29	9/27/30/208	26.6	29	75	11/34/34/251	27.3	6/3/91	H	2/1/25	2/1/25	10/11/238	12/15/437
Metaxas Antonis	Prof.	5	3	70	21	9/27/30/208	31.5	21	70	12/37/35/259	27.9	9/8/229	H	4/1/34	4/1/34	3/0/18	3/0/18
Charitopoulou Evfrosyni	Asst.	4	1	49	4	13/37/35/244	40.7	4	49	14/41/41/288	43.1	-/-/49	H			1/1/18	1/1/18
Tsakonas Panagiotis I.	Prof.	2	1	16	13	14/45/45/315	43.8	13	16	15/48/47/330	44.4	4/1/31	M	2/0/7	2/0/7	2/0/8	8/7/364
Leledakis Kanakis	Asst.	1	1	62	1	15/49/50/347	45.7	1	62	13/38/36/268	41.3	5/3/175	M	2/1/14	2/1/14	1/0/2	3/1/33
Lekkas Pantelis	Prof.	1	0	4	3	15/49/50/347	51.3	3	4	16/53/52/357	40.4	7/5/203	H			0/0/0	0/0/0

Department of Political Science (DUTH) - POL - 1 matched of 1 TRS

No member of this department has a public Google Scholar profile; the OpenAlex and Semantic Scholar values are in Appendices C and D and the companion files.

Department of Political Science (UoC) - POL - 15 matched of 30 TRS

Member	Grade	A: h	A: i10	A: cites	A: pubs	A: rank h d/u/a/all	A: comp.	B: P_i	B: C_i	B: rank C d/u/a/all	B: comp.	GS profile h/i10/cites	Conf.	OA 2012-25 h/i10/cites	OA life h/i10/cites	S2 2012-25 h/i10/cites	S2 life h/i10/cites
Maria Vlachadi	Prof.	7	5	226	22	1/15/19/160	22.2	22	226	2/16/22/169	25.4	7/5/233	H			1/0/2	1/0/2
Tilemachos Iatridis	Prof.	6	2	514	12	2/17/24/181	19.1	12	514	1/11/11/100	19.9	7/4/605	H	6/3/365	6/3/365	5/3/289	5/3/289
Gerasimos Karoulas	Assoc.	4	0	31	28	3/20/35/244	30.8	28	31	3/21/43/308	32.2	4/0/31	H			1/0/3	1/0/3
Dimitris Xenakis	Prof.	2	1	18	4	4/21/45/315	46.3	4	18	4/24/46/325	16.2	6/6/658	H	1/0/4	1/0/4		
Nikolaos Vafeas	Prof.	2	0	12	12	4/21/45/315	44.5	12	12	5/25/48/339	45.1	3/0/34	H				
Nektarios (Aris) Alexopoulos	Asst.	1	0	5	4	6/26/50/347	49.6	4	5	6/26/51/353	48.6	3/0/21	H			2/1/26	3/2/64
Alexandros Kessopoulos	Asst.	0	0	0	3	7/27/57/372	55.2	3	0	7/27/57/372	55.2	-/-/0	H			2/0/13	2/0/13

Department of Political Science and History (Panteion) - POL - 27 matched of 31 TRS

Member	Grade	A: h	A: i10	A: cites	A: pubs	A: rank h d/u/a/all	A: comp.	B: P_i	B: C_i	B: rank C d/u/a/all	B: comp.	GS profile h/i10/cites	Conf.	OA 2012-25 h/i10/cites	OA life h/i10/cites	S2 2012-25 h/i10/cites	S2 life h/i10/cites
Ladi Styliani	Assoc.	19	23	1,587	51	1/5/2/33	2.7	51	1,587	1/5/2/33	2.7	25/34/2,149	H			12/16/810	15/23/1,041
Georgiadou Vasiliki	Prof.	13	16	845	68	2/10/7/72	4.8	68	845	2/11/7/74	4.8	15/22/1,064	H	6/2/79	6/2/79	9/9/266	10/10/289
Christopoulos Dimitris	Prof.	12	14	502	24	3/11/8/79	12.1	24	502	4/18/12/105	2.7	31/50/5,177	M	23/43/2,539	23/43/2,539	6/1/65	6/1/73
Altiparmakis Argyris	Asst.	11	12	544	20	4/16/11/94	13.5	20	544	3/16/10/94	15.5	-/-/600	H			10/11/967	10/11/967
Sideri Katerina	Assoc.	8	7	265	25	5/25/14/135	17.8	25	265	5/30/18/157	21.0	9/8/289	H	6/5/156	6/5/156	6/6/156	7/7/182
Sideris Dimitrios	Assoc.	8	7	241	35	5/25/14/135	16.3	35	241	6/31/20/163	16.3	12/13/638	H	11/11/339	11/11/339	4/4/446	4/4/446
Kountouri Fani	Assoc.	6	5	165	30	7/41/24/181	22.6	30	165	7/42/26/194	24.7	6/5/197	L	5/3/80	5/3/80	5/1/56	5/1/56
Kollias Andreas	Assoc.	6	5	117	11	7/41/24/181	30.7	11	117	8/49/30/217	30.7	8/8/195	H	5/2/51	5/2/51		
Karpozilos Kostis	Asst.	5	3	60	17	9/50/30/208	34.0	17	60	9/62/37/272	36.7	5/3/60	H			0/0/0	0/0/0
Koulouri Christina	Prof.	4	3	57	21	10/54/35/244	34.0	21	57	10/64/38/274	22.0	13/25/702	H	2/0/12	2/0/12	2/0/9	4/0/34
Kakridis Andreas	Asst.	4	1	29	12	10/54/35/244	39.6	12	29	12/76/44/310	42.0	4/2/66	H	3/1/30	3/1/30	2/0/9	2/0/20
Baltsiotis Lampros	Assoc.	3	1	35	14	12/66/43/282	41.3	14	35	11/74/42/304	42.4	-/-/266	H			1/0/3	1/0/3
Vaki Foteini	Assoc.	3	0	22	16	12/66/43/282	41.4	16	22	13/78/45/318	42.5	-/-/39	H			0/0/0	0/0/0
Noutsopoulos Thomas	Assoc.	2	0	11	7	14/76/45/315	46.6	7	11	14/83/49/342	49.2	2/0/11	H			1/0/6	1/0/6
Fourtounis Georgios	Assoc.	2	0	11	4	14/76/45/315	47.3	4	11	14/83/49/342	48.0	3/1/37	H	3/1/52	3/1/52	4/1/59	4/2/72
Marinou Xenia	Asst.	1	0	4	18	16/85/50/347	44.2	18	4	16/87/52/357	45.5	1/0/4	H	0/0/0	0/0/0	0/0/0	0/0/0
Xiropaidis Georgios	Prof.	1	0	1	1	16/85/50/347	53.5	1	1	17/89/55/367	54.6	2/0/6	H			0/0/0	0/0/0

Department of Sociology (NKUA) - SOC - 4 matched of 4 TRS

Member	Grade	A: h	A: i10	A: cites	A: pubs	A: rank h d/u/a/all	A: comp.	B: P_i	B: C_i	B: rank C d/u/a/all	B: comp.	GS profile h/i10/cites	Conf.	OA 2012-25 h/i10/cites	OA life h/i10/cites	S2 2012-25 h/i10/cites	S2 life h/i10/cites
Dimosthenis Daskalakis	Prof.	1	0	5	1	1/49/127/347	129.3	1	5	1/51/129/353	130.7	1/0/5	H	1/0/3	1/0/3		

Department of History, Archaeology and Social Anthropology (UThessaly) - SOC - 21 matched of 21 TRS

Member	Grade	A: h	A: i10	A: cites	A: pubs	A: rank h d/u/a/all	A: comp.	B: P_i	B: C_i	B: rank C d/u/a/all	B: comp.	GS profile h/i10/cites	Conf.	OA 2012-25 h/i10/cites	OA life h/i10/cites	S2 2012-25 h/i10/cites	S2 life h/i10/cites
Souvatzi Styliani	Asst.	10	11	395	29	1/1/25/108	31.6	29	395	1/1/34/123	22.7	15/17/850	H			0/0/0	0/0/0
Tournavitou Ifigeneia	Prof.	10	10	208	16	1/1/25/108	41.1	16	208	2/2/52/177	50.6	-/-/510	H			1/0/3	3/2/55
Koutsouflakis Giorgos	Asst.	8	5	129	17	3/3/43/135	57.4	17	129	6/7/68/212	65.3	8/5/129	H	0/0/0	0/0/0	2/0/14	3/0/18
Tragaki Dafni	Assoc.	6	3	157	22	4/5/55/181	57.6	22	157	4/5/61/199	59.0	8/5/291	H	2/1/33	2/1/33	0/0/0	0/0/0
Leventi Ifigeneia	Prof.	6	5	151	15	4/5/55/181	63.4	15	151	5/6/62/201	71.5	-/-/427	H			1/0/3	1/0/3
Lolos Giannis	Assoc.	6	3	129	22	4/5/55/181	59.5	22	129	6/7/68/212	45.7	11/13/613	H			1/0/6	6/5/150
Palaiothodoros Dimitris	Prof.	6	4	119	26	4/5/55/181	55.8	26	119	8/9/70/216	48.5	10/10/307	H				
Patera Maria	Asst.	5	4	179	16	8/9/66/208	63.8	16	179	3/4/55/187	61.4	8/8/271	H	1/1/12	1/1/12	3/0/19	6/4/187
Voglis Polymeris	Prof.	4	2	66	12	9/10/81/244	85.5	12	66	9/10/87/263	68.2	9/9/473	L	2/1/32	2/1/32	2/0/13	6/2/63
Dialeti Androniki	Assoc.	4	2	56	28	9/10/81/244	64.6	28	56	10/11/92/276	63.9	6/6/210	H	2/0/8	2/0/8	1/0/1	1/0/1
Ragia Efi	Asst.	4	3	50	11	9/10/81/244	90.1	11	50	11/12/95/284	85.2	7/5/104	H	3/0/16	3/0/16	1/0/8	4/2/56
Laliotou Ioanna	Prof.	3	0	16	12	12/13/96/282	99.3	12	16	13/14/117/330	92.0	6/4/330	H			1/0/1	4/2/68
Bilalis Mitsos	Assoc.	2	1	25	2	13/14/112/315	115.1	2	25	12/13/106/312	113.3	3/1/30	H	1/0/5	1/0/5	1/0/2	1/0/2
Varalis Ioannis	Assoc.	2	1	16	16	13/14/112/315	96.2	16	16	13/14/117/330	85.6	6/5/126	H	0/0/0	0/0/0	1/0/5	2/0/13
Matthaiou Anna	Prof.	1	0	5	1	15/16/127/347	129.3	1	5	15/17/129/353	121.6	3/0/16	H	1/0/4	1/0/4	1/0/1	1/0/1

Department of Education and Social Work (UPatras) - SOC - 21 matched of 22 TRS

Member	Grade	A: h	A: i10	A: cites	A: pubs	A: rank h d/u/a/all	A: comp.	B: P_i	B: C_i	B: rank C d/u/a/all	B: comp.	GS profile h/i10/cites	Conf.	OA 2012-25 h/i10/cites	OA life h/i10/cites	S2 2012-25 h/i10/cites	S2 life h/i10/cites
Tsichouridis Charilaos	Assoc.	15	21	847	90	1/1/7/55	7.3	90	847	1/1/15/73	8.7	15/21/875	H	2/2/29	2/2/29	3/2/34	3/2/34
Dimakos Ioannis	Asst.	12	12	522	32	2/2/14/79	21.2	32	522	3/3/23/97	25.6	13/15/666	H	8/8/403	8/8/403	8/7/272	9/9/334
Mentis Emmanouil	Asst.	10	10	433	35	3/3/25/108	29.0	35	433	4/4/31/116	33.4	-/-/435	H			2/0/18	2/0/18
Karatrantou Anthi	Asst.	9	9	391	86	4/4/32/118	13.2	86	391	5/5/35/125	12.4	13/17/591	H	8/6/223	8/6/223	7/6/187	10/11/286
Stamelos Georgios	Prof.	9	7	366	63	4/4/32/118	16.4	63	366	7/7/38/129	15.1	12/14/889	H	4/3/146	4/3/146	1/0/2	1/0/3
Farmakopoulou Ignatia	Asst.	8	6	352	62	6/6/43/135	18.7	62	352	8/8/39/132	18.4	10/10/549	L	6/3/143	6/3/143	5/2/118	5/2/118
Antzakas Klimis	Asst.	5	3	551	16	7/7/66/208	39.2	16	551	2/2/21/93	38.3	8/8/875	H	2/0/14	2/0/14	3/0/14	4/1/41
Panagiotopoulou Penny	Asst.	5	4	384	11	7/7/66/208	56.2	11	384	6/6/36/126	46.5	10/10/5,594	H	5/4/299	5/4/299	28/38/3,248	37/57/5,952

Member	Grade	A: h	A: i10	A: cites	A: pubs	A: rank h d/u/a/all	A: comp.	B: P_i	B: C_i	B: rank C d/u/a/all	B: comp.	GS profile h/i10/cites	Conf.	OA 2012-25 h/i10/cites	OA life h/i10/cites	S2 2012-25 h/i10/cites	S2 life h/i10/cites
Diakogiorgi Kleopatra	Assoc.	5	3	109	10	7/7/66/208	77.0	10	109	9/9/72/224	78.8	7/6/178	H	3/2/52	3/2/52	0/0/0	1/0/2
Nikolaou Georgios	Prof.	5	3	98	25	7/7/66/208	61.4	25	98	10/10/75/230	50.0	10/11/318	H	2/1/14	2/1/14	18/25/988	18/26/1,007
Fterniati Anna	Prof.	5	1	46	12	7/7/66/208	82.2	12	46	13/13/99/292	84.2	7/5/108	H	2/0/13	2/0/13	2/0/11	3/1/33
Dritsas Ioannis	Assoc.	4	4	61	21	12/12/81/244	74.5	21	61	11/11/89/270	78.9	4/4/103	H	3/1/25	3/1/25	1/0/6	4/2/77
Tsesmeli Styliani	Asst.	4	2	61	11	12/12/81/244	88.2	11	61	11/11/89/270	83.5	7/5/281	H	3/1/34	3/1/34	1/0/1	1/0/1
Sakellariou Angeliki	Prof.	3	0	14	4	14/14/96/282	111.6	4	14	14/14/120/336	112.9	4/0/27	H	1/0/7	1/0/7	17/18/1,102	21/26/1,473
Patrikiou Alexandra	Asst.	2	0	11	12	15/15/112/315	106.3	12	11	15/15/124/342	109.1	2/0/20	H	1/1/17	1/1/17	1/0/1	5/5/158

Department of Social Work (UNIWA) - SOC - 18 matched of 18 TRS

Member	Grade	A: h	A: i10	A: cites	A: pubs	A: rank h d/u/a/all	A: comp.	B: P_i	B: C_i	B: rank C d/u/a/all	B: comp.	GS profile h/i10/cites	Conf.	OA 2012-25 h/i10/cites	OA life h/i10/cites	S2 2012-25 h/i10/cites	S2 life h/i10/cites
Karakosta Argyro	Asst.	16	20	5,402	40	1/1/5/46	2.4	40	5,402	1/1/1/4	2.6	16/20/5,404	H	1/0/2	1/0/2	9/9/241	9/9/241
Teloni Dimitra-Dora	Assoc.	11	14	490	34	2/2/18/94	24.9	34	490	4/4/28/110	24.9	14/17/626	H	1/0/1	1/0/1	6/4/119	6/4/125
Asimopoulos Charis	Prof.	10	12	503	23	3/3/25/108	30.9	23	503	3/3/26/104	36.0	10/13/538	H	5/2/79	5/2/79	6/3/117	6/3/117
Papouli Eleni	Assoc.	9	9	508	28	4/4/32/118	31.7	28	508	2/2/25/102	35.5	9/9/508	H	6/5/217	6/5/217	5/5/174	5/5/174
Dedotsi Sofia	Asst.	9	9	325	25	4/4/32/118	39.4	25	325	5/5/41/137	45.4	9/9/325	H	6/3/94	6/3/94	6/2/85	6/2/85
Maniadaki Katerina	Prof.	5	4	132	23	6/6/66/208	61.7	23	132	7/7/67/211	27.2	15/17/817	H	3/1/61	3/1/61	6/4/218	11/12/484
Douros Panagiotis	Asst.	5	3	72	15	6/6/66/208	74.9	15	72	8/8/84/256	83.6	5/3/72	H	3/2/29	3/2/29	2/1/18	2/1/18
Chatzipemou Theologos	Asst.	4	3	145	4	8/8/81/244	83.1	4	145	6/6/64/204	88.6	4/3/145	H			1/0/5	1/0/5
Poulopoulos Charalampos	Prof.	4	2	50	15	8/8/81/244	83.7	15	50	9/9/95/284	89.2	4/3/74	H	2/1/14	2/1/14	2/1/18	4/2/41
Sklavou Konstantina	Assoc.	2	0	18	12	10/10/112/315	103.9	12	18	10/10/115/325	106.7	2/0/18	H	2/0/10	2/0/10	2/0/9	2/0/9
Papamichail Styliani	Asst.	2	0	10	4	10/10/112/315	119.7	4	10	11/11/125/345	123.3	2/0/10	H			2/0/7	2/0/7

Department of Social Work (DUTH) - SOC - 14 matched of 15 TRS

Member	Grade	A: h	A: i10	A: cites	A: pubs	A: rank h d/u/a/all	A: comp.	B: P_i	B: C_i	B: rank C d/u/a/all	B: comp.	GS profile h/i10/cites	Conf.	OA 2012-25 h/i10/cites	OA life h/i10/cites	S2 2012-25 h/i10/cites	S2 life h/i10/cites
Tsairidis Charalampos	Asst.	5	4	536	9	1/10/66/208	42.9	9	536	1/5/22/95	41.8	8/7/1,988	H	3/3/132	3/3/132	3/3/104	7/6/1,031
Polyzoidis Periklis	Prof.	5	3	78	11	1/10/66/208	79.4	11	78	3/16/82/248	81.3	7/4/120	H	2/0/16	2/0/16	3/0/17	3/0/30
Kandylaki Agapi	Prof.	4	3	64	11	3/14/81/244	87.9	11	64	4/18/88/266	91.5	5/4/85	H	3/1/35	3/1/35	3/1/30	4/1/35
Tsergas Nikolaos	Prof.	3	2	114	9	4/17/96/282	88.6	9	114	2/12/71/221	91.5	3/2/114	H	1/1/38	1/1/38	2/1/42	2/1/42
Papadimitriou Evripidis	Asst.	3	2	55	5	4/17/96/282	101.7	5	55	5/19/93/277	105.5	3/2/61	H	2/1/23	2/1/23	2/1/17	2/1/17
Fragkos Stavros	Asst.	2	1	23	4	6/20/112/315	114.0	4	23	6/20/108/316	117.3	2/1/23	H	1/0/1	1/0/1	10/11/419	10/11/427
Kountouras Georgios	Asst.	2	0	15	10	6/20/112/315	110.2	10	15	7/21/119/334	113.2	2/0/15	H	1/0/4	1/0/4	1/0/3	2/1/18
Katsama Eirini	Asst.	2	1	14	4	6/20/112/315	118.1	4	14	8/22/120/336	121.7	2/1/14	H			1/0/1	1/0/1

Department of Social Policy (DUTH) - SOC - 9 matched of 10 TRS

Member	Grade	A: h	A: i10	A: cites	A: pubs	A: rank h d/u/a/all	A: comp.	B: P_i	B: C_i	B: rank C d/u/a/all	B: comp.	GS profile h/i10/cites	Conf.	OA 2012-25 h/i10/cites	OA life h/i10/cites	S2 2012-25 h/i10/cites	S2 life h/i10/cites
Adam Sofia	Asst.	10	10	375	33	1/5/25/108	31.6	33	375	1/7/37/128	37.0	10/10/401	H	6/6/128	6/6/128	3/1/273	3/1/273
Pempetzoglou Maria	Prof.	9	9	262	14	2/6/32/118	46.9	14	262	2/8/48/160	41.2	12/13/506	H	7/6/109	7/6/109	7/5/142	9/8/245
Papanastasiou Stefanos	Asst.	8	7	206	29	3/7/43/135	44.3	29	206	4/11/53/178	48.8	8/8/227	H	2/1/22	2/1/22	2/0/10	3/0/16
Gkoulgkoutsika Alexandra	Asst.	6	5	241	9	4/9/55/181	62.6	9	241	3/9/49/163	70.5	6/5/241	H	1/0/2	1/0/2	5/5/144	5/5/144
Tassis Chrysanthos	Assoc.	3	1	86	15	5/17/96/282	82.8	15	86	5/14/78/238	85.3	3/2/169	H	1/0/1	1/0/1	0/0/0	0/0/0

Department of Sociology (UoC) - SOC - 17 matched of 24 TRS

Member	Grade	A: h	A: i10	A: cites	A: pubs	A: rank h d/u/a/all	A: comp.	B: P_i	B: C_i	B: rank C d/u/a/all	B: comp.	GS profile h/i10/cites	Conf.	OA 2012-25 h/i10/cites	OA life h/i10/cites	S2 2012-25 h/i10/cites	S2 life h/i10/cites
Evgenia Fotiou	Asst.	13	14	1,270	26	1/6/12/72	13.1	26	1,270	2/6/8/46	14.9	14/16/1,472	H			9/9/366	9/9/366
Leonidas Oikonomakis	Asst.	11	12	1,736	42	2/9/18/94	9.9	42	1,736	1/3/5/32	10.7	11/12/1,739	H	6/5/140	6/5/140	6/5/132	6/5/132
Stefania Kalogeraki	Prof.	11	14	426	44	2/9/18/94	20.2	44	426	6/13/33/120	17.7	15/18/640	H	8/7/192	8/7/192	1/0/3	1/0/3
Giorgos Velegrakis	Asst.	9	8	863	83	4/11/32/118	12.0	83	863	3/8/13/71	12.4	9/8/866	H				
Athina Arampatzi	Asst.	9	9	770	15	4/11/32/118	29.1	15	770	4/9/17/77	32.2	9/9/772	H			8/7/388	8/7/388
Vasiliki Petousi	Prof.	8	7	583	20	6/14/43/135	33.6	20	583	5/10/20/92	34.3	9/8/595	H	8/7/388	8/7/388		
Michalis Nikolakakis	Asst.	7	2	80	20	7/15/50/160	61.7	20	80	8/19/80/245	69.9	7/2/80	H	3/0/19	3/0/19	1/0/1	2/1/14
Angelos Mouzakitis	Assoc.	5	4	133	14	8/18/66/208	71.1	14	133	7/17/66/209	75.2	6/4/151	H	3/2/69	3/2/69	0/0/0	2/0/10
Eleni Fournaraki	Prof.	2	2	22	5	9/21/112/315	113.8	5	22	9/22/110/318	105.6	5/3/73	H			1/0/4	1/0/4

Member	Grade	A: h	A: i10	A: cites	A: pubs	A: rank h d/u/a/all	A: comp.	B: P_i	B: C_i	B: rank C d/u/a/all	B: comp.	GS profile h/i10/cites	Conf.	OA 2012-25 h/i10/cites	OA life h/i10/cites	S2 2012-25 h/i10/cites	S2 life h/i10/cites
Stamatina Kaklamani	Prof.	2	0	21	9	9/21/112/315	110.6	9	21	10/23/113/322	102.8	5/2/86	H			0/0/0	0/0/0

Department of Sociology (UAegean) - SOC - 17 matched of 17 TRS

Member	Grade	A: h	A: i10	A: cites	A: pubs	A: rank h d/u/a/all	A: comp.	B: P_i	B: C_i	B: rank C d/u/a/all	B: comp.	GS profile h/i10/cites	Conf.	OA 2012-25 h/i10/cites	OA life h/i10/cites	S2 2012-25 h/i10/cites	S2 life h/i10/cites
Sotiris Panagiotis	Asst.	15	27	856	101	1/8/7/55	5.5	101	856	1/7/14/72	5.5	17/30/1,071	M	8/6/211	8/6/211	8/7/189	9/9/271
Markantonatou Maria	Assoc.	9	9	312	36	2/12/32/118	34.4	36	312	2/13/42/142	36.4	10/10/361	H	5/1/73	5/1/73	4/2/85	6/4/1,486
Syrmali Maria Eleni	Asst.	7	7	300	25	3/14/50/160	47.1	25	300	3/14/43/145	49.5	8/7/308	H	1/1/144	1/1/144	6/2/198	6/2/198
Xypolytas Nikolaos	Asst.	6	3	101	19	4/16/55/181	63.5	19	101	5/18/73/227	71.6	6/3/101	H	2/1/21	2/1/21	3/1/24	3/1/24
Poulimas Michalis	Asst.	3	2	173	14	5/22/96/282	75.3	14	173	4/17/57/190	77.3	3/2/173	H	2/2/86	2/2/86	1/1/18	1/1/18
Papanis Evstratios	Asst.	3	2	41	22	5/22/96/282	79.0	22	41	6/23/100/297	81.3	-/-/396	H			2/0/9	6/4/132

Department of Social Anthropology and History (UAegean) - SOC - 18 matched of 19 TRS

Member	Grade	A: h	A: i10	A: cites	A: pubs	A: rank h d/u/a/all	A: comp.	B: P_i	B: C_i	B: rank C d/u/a/all	B: comp.	GS profile h/i10/cites	Conf.	OA 2012-25 h/i10/cites	OA life h/i10/cites	S2 2012-25 h/i10/cites	S2 life h/i10/cites
Canakis Costas	Prof.	9	8	209	23	1/12/32/118	43.2	23	209	2/16/51/176	38.4	12/15/514	H	5/1/52	5/1/52	4/2/44	6/6/162
Gara Eleni	Assoc.	5	2	90	17	2/17/66/208	70.4	17	90	3/19/76/236	61.6	9/9/236	H	2/1/21	2/1/21	2/2/782	4/4/869
Hantzaroula Pothiti	Assoc.	5	3	72	24	2/17/66/208	65.3	24	72	4/21/84/256	62.9	8/8/433	H	2/0/6	2/0/6	3/1/108	4/1/116
Petridou Elia	Asst.	4	2	300	7	4/20/81/244	67.6	7	300	1/14/43/145	69.7	5/4/345	H	5/3/65	5/3/65	40/115/5,305	59/237/12,487
Nikolaos Olma	Asst.	4	3	50	17	4/20/81/244	80.7	17	50	5/22/95/284	85.9	4/3/50	H			3/0/14	3/0/14
Smarnakis Ioannis	Asst.	3	1	38	10	6/22/96/282	99.6	10	38	6/24/102/299	100.7	4/1/44	H			1/0/1	1/0/1
Vassiliadou Dimitra	Assoc.	3	1	33	15	6/22/96/282	90.9	15	33	7/25/104/306	93.9	3/1/33	L	6/5/154	6/5/154	7/5/163	7/5/164
Topali Pinelopi	Assoc.	3	0	22	7	6/22/96/282	106.1	7	22	9/28/110/318	97.8	6/2/73	H	2/0/10	2/0/10	3/0/16	3/0/16
Yannakopoulos Kostas	Prof.	2	1	24	3	9/28/112/315	115.3	3	24	8/27/107/315	100.3	6/4/95	H	1/0/5	1/0/5	2/1/100	4/1/111
Yannitsiotis Yannis	Asst.	2	1	18	4	9/28/112/315	116.5	4	18	10/29/115/325	114.6	3/1/29	H	1/0/3	1/0/3	0/0/0	1/0/2
Fotakis Achilleas	Asst.	1	0	7	15	11/30/127/347	104.6	15	7	11/30/128/350	105.5	1/0/7	H	0/0/0	0/0/0	1/0/1	1/0/1

Department of Social and Education Policy (UoP) - SOC - 0 TRS at retrieval

This department lists no tenured faculty at retrieval (verified on the department and school pages).

Department of Social Policy (Panteion) - SOC - 19 matched of 20 TRS

Member	Grade	A: h	A: i10	A: cites	A: pubs	A: rank h d/u/a/all	A: comp.	B: P_i	B: C_i	B: rank C d/u/a/all	B: comp.	GS profile h/i10/cites	Conf.	OA 2012-25 h/i10/cites	OA life h/i10/cites	S2 2012-25 h/i10/cites	S2 life h/i10/cites
Maria Symeonaki	Prof.	14	27	657	123	1/8/9/66	4.5	123	657	2/15/19/87	4.6	16/33/861	H	11/11/304	11/11/304		
Stavros Mavroudeas	Prof.	12	19	498	59	2/11/14/79	15.6	59	498	3/19/27/108	11.4	17/32/885	H	0/0/0	0/0/0	1/0/1	2/0/12
Nikos Kourachanis	Assoc.	12	16	451	42	2/11/14/79	19.7	42	451	4/20/30/114	24.8	12/16/451	H			3/1/34	3/1/43
Christos Papatheodorou	Prof.	11	13	432	41	4/16/18/94	23.7	41	432	5/21/32/117	17.5	16/31/895	H	12/15/502	12/15/502	0/0/0	0/0/0
Theodosia Anthopoulou	Prof.	10	10	778	44	5/22/25/108	18.2	44	778	1/12/16/76	18.9	11/13/1,136	H	8/7/396	8/7/396	2/1/23	2/1/23
Angeliki Kazani	Asst.	9	7	195	33	6/24/32/118	38.7	33	195	6/37/54/182	44.4	9/8/215	H			0/0/0	0/0/0
Spyros Sakellaropoulos	Prof.	7	5	169	38	7/34/50/160	41.8	38	169	7/41/58/192	41.1	9/9/323	H	4/1/58	4/1/58	1/0/1	1/0/1
Apostolos Kapsalis	Asst.	5	2	53	12	8/50/66/208	81.0	12	53	9/66/94/279	91.3	5/2/64	H			1/0/1	1/0/7
Christoforos Skamnakis	Assoc.	4	1	68	21	9/54/81/244	73.8	21	68	8/58/86/262	73.0	6/2/120	H			2/0/9	2/0/9
Eleni Prokou	Prof.	3	1	40	29	10/66/96/282	65.3	29	40	10/73/101/298	52.8	9/9/373	H			3/0/15	3/0/15
Loudovikos Kotsonopoulos	Assoc.	2	0	10	7	11/76/112/315	116.7	7	10	11/85/125/345	120.2	2/0/15	H	2/2/65	2/2/65	2/1/31	2/1/31
Iraklis Mavridis	Assoc.	0	0	0	5	12/92/133/372	128.4	5	0	12/92/133/372	119.1	3/0/24	H			0/0/0	0/0/0

Department of Social Anthropology (Panteion) - SOC - 14 matched of 15 TRS

Member	Grade	A: h	A: i10	A: cites	A: pubs	A: rank h d/u/a/all	A: comp.	B: P_i	B: C_i	B: rank C d/u/a/all	B: comp.	GS profile h/i10/cites	Conf.	OA 2012-25 h/i10/cites	OA life h/i10/cites	S2 2012-25 h/i10/cites	S2 life h/i10/cites
Boukala Salomi	Asst.	12	15	1,184	49	1/11/14/79	11.8	49	1,184	2/8/9/48	13.5	12/15/1,194	H	14/16/814	14/16/814	11/11/557	11/11/557
Rozakou Katerina	Asst.	11	12	1,562	27	2/16/18/94	12.3	27	1,562	1/6/6/34	13.5	11/13/1,595	H	7/7/690	7/7/690	0/0/0	3/0/20
Kampouri Nelli	Asst.	8	7	270	40	3/25/43/135	36.1	40	270	3/29/47/155	32.2	11/11/389	H			1/1/14	1/1/14
Avramopoulou Eirini	Asst.	7	4	160	42	4/34/50/160	35.5	42	160	5/43/59/195	38.0	7/4/166	H	4/4/58	4/4/58	4/2/36	4/2/38
Eirini Avramopoulou	Assoc.	7	4	160	42	4/34/50/160	35.5	42	160	5/43/59/195	38.0	7/4/166	H			3/1/83	3/1/83
Kofti Dimitra	Asst.	6	6	174	18	6/41/55/181	58.6	18	174	4/39/56/189	65.5	6/6/177	H	4/2/80	4/2/80	4/1/51	4/1/51

Member	Grade	A: h	A: i10	A: cites	A: pubs	A: rank h d/u/a/all	A: comp.	B: P_i	B: C_i	B: rank C d/u/a/all	B: comp.	GS profile h/i10/cites	Conf.	OA 2012-25 h/i10/cites	OA life h/i10/cites	S2 2012-25 h/i10/cites	S2 life h/i10/cites
Makris Gerasimos	Prof.	4	2	79	7	7/54/81/244	89.7	7	79	7/54/81/246	78.8	8/8/351	H	8/8/311	8/8/311	8/7/274	8/7/274
Stamouli Eirini	Asst.	4	3	59	10	7/54/81/244	90.3	10	59	8/63/91/273	96.8	4/3/59	H	2/0/11	2/0/11	0/0/0	8/7/351
Mamoulaki Elena	Asst.	4	1	23	7	7/54/81/244	98.8	7	23	9/77/108/316	106.6	4/1/27	H	1/0/4	1/0/4	1/0/3	1/0/3
Angelidou Aliki	Assoc.	3	0	19	18	10/66/96/282	87.4	18	19	10/79/114/324	85.9	5/1/45	H	1/0/4	1/0/4	0/0/0	0/0/0

Department of Sociology (Panteion) - SOC - 24 matched of 27 TRS

Member	Grade	A: h	A: i10	A: cites	A: pubs	A: rank h d/u/a/all	A: comp.	B: P_i	B: C_i	B: rank C d/u/a/all	B: comp.	GS profile h/i10/cites	Conf.	OA 2012-25 h/i10/cites	OA life h/i10/cites	S2 2012-25 h/i10/cites	S2 life h/i10/cites
Milienos Fotios	Assoc.	14	20	666	39	1/8/9/66	14.8	39	666	1/14/18/86	17.8	15/21/705	H	13/14/465	13/14/465	12/13/437	12/13/465
Passas Kostas	Asst.	6	6	147	13	2/41/55/181	66.1	13	147	2/46/63/203	74.9	-/-/158	H			4/2/55	5/3/130
Pantazopoulos Stavros	Asst.	6	0	81	43	2/41/55/181	34.7	43	81	3/53/79/243	37.0	6/0/82	H	4/1/40	4/1/40	3/1/35	3/1/35
Kantzara Vasiliki	Prof.	4	1	74	25	4/54/81/244	67.0	25	74	4/55/83/253	60.7	7/4/197	L	2/1/40	2/1/40	3/2/57	3/2/57
Chrysis Alexandros	Prof.	3	1	47	18	5/66/96/282	83.9	18	47	5/70/98/291	86.5	4/1/51	H	1/1/23	1/1/23	1/1/13	2/2/63
Galata Paraskevi Vivian	Asst.	3	1	32	27	5/66/96/282	71.2	27	32	6/75/105/307	73.0	3/1/34	H	1/0/3	1/0/3	6/4/122	6/4/130
Choumerianos Emmanouil	Assoc.	2	0	8	12	7/76/112/315	107.0	12	8	8/86/127/348	105.4	3/1/24	H	0/0/0	0/0/0	0/0/0	0/0/0
Doukellis Panagiotis	Prof.	1	1	12	54	8/85/127/347	32.3	54	12	7/81/123/339	25.3	11/12/313	L	2/0/13	2/0/13	1/0/5	3/1/52
Georgopoulou Panagiota	Assoc.	1	0	1	6	8/85/127/347	125.5	6	1	9/89/131/367	123.8	2/1/25	H	1/0/1	1/0/1	0/0/0	2/1/32
Zagoura Paraskevi	Asst.	1	0	1	2	8/85/127/347	129.3	2	1	9/89/131/367	130.7	1/0/1	H			1/0/3	1/0/3

Department of Educational and Social Policy (UoM) - SOC - 17 matched of 18 TRS

Member	Grade	A: h	A: i10	A: cites	A: pubs	A: rank h d/u/a/all	A: comp.	B: P_i	B: C_i	B: rank C d/u/a/all	B: comp.	GS profile h/i10/cites	Conf.	OA 2012-25 h/i10/cites	OA life h/i10/cites	S2 2012-25 h/i10/cites	S2 life h/i10/cites
Papadopoulos Konstantinos	Prof.	20	32	1,082	62	1/1/3/29	5.5	62	1,082	1/1/10/56	4.2	28/60/2,194	H	21/41/1,464	21/41/1,464	3/3/87	3/3/87
Dimitriou Antonios	Asst.	18	27	950	60	2/2/4/36	7.1	60	950	3/3/12/65	8.0	21/37/1,496	H			3/0/23	3/0/23
Platsidou Maria	Prof.	16	20	1,078	34	3/3/5/46	9.4	34	1,078	2/2/11/57	6.6	25/33/3,379	H	12/14/454	12/14/454	12/16/430	18/27/1,470
Koustriava Eleni	Assoc.	13	16	520	37	4/4/12/72	18.9	37	520	4/4/24/98	13.8	17/21/685	H	10/11/271	10/11/271	10/11/276	12/14/347
Papakonstantinou Doxa	Prof.	11	11	334	29	5/5/18/94	28.2	29	334	6/6/40/136	33.1	12/15/470	H	9/9/175	9/9/175	7/5/147	8/7/186
Okalidou Areti	Prof.	10	10	280	45	6/6/25/108	23.4	45	280	7/7/46/152	20.8	14/20/901	H	6/5/134	6/5/134	6/3/116	12/13/433
Varsamis Panagiotis	Asst.	8	8	143	18	7/7/43/135	55.8	18	143	8/8/65/205	57.9	9/9/222	H	6/2/67	6/2/67	6/2/67	6/3/101
Psalti Anastasia	Prof.	6	6	470	9	8/8/55/181	48.4	9	470	5/5/29/111	46.1	9/9/559	H	5/3/185	5/3/185	6/5/217	8/6/246
Giannouli Vasiliki	Asst.	6	4	87	10	8/8/55/181	73.0	10	87	10/10/77/237	75.3	8/7/301	H	2/0/20	2/0/20	3/0/25	3/0/25
Pampouri Anastasia	Asst.	5	4	99	20	10/10/66/208	67.0	20	99	9/9/74/229	73.8	5/4/101	H	3/1/24	3/1/24	3/0/24	4/0/31

Department of Social Work (HMU) - SOC - 16 matched of 19 TRS

Member	Grade	A: h	A: i10	A: cites	A: pubs	A: rank h d/u/a/all	A: comp.	B: P_i	B: C_i	B: rank C d/u/a/all	B: comp.	GS profile h/i10/cites	Conf.	OA 2012-25 h/i10/cites	OA life h/i10/cites	S2 2012-25 h/i10/cites	S2 life h/i10/cites
Papadakaki Maria	Assoc.	28	45	2,542	173	1/1/1/8	1.2	173	2,542	1/1/2/15	1.2	33/54/3,281	H	24/37/1,687	24/37/1,687	14/15/740	18/21/1,070
Kalaitzaki Argyroula	Prof.	23	41	2,107	100	2/2/2/17	2.8	100	2,107	2/2/3/21	3.6	23/45/2,174	H	17/31/1,285	17/31/1,285	19/27/1,233	19/29/1,281
Koukouli Sofia	Assoc.	14	20	1,895	43	3/3/9/66	7.2	43	1,895	3/3/4/27	6.4	19/26/2,442	H	10/11/1,110	10/11/1,110	8/7/828	10/10/1,043
Moudatsou Maria	Asst.	11	13	1,553	35	4/4/18/94	13.1	35	1,553	4/4/7/36	14.5	12/15/1,607	H	9/9/980	9/9/980	9/9/866	9/9/866
Koutra Kleio	Assoc.	9	9	289	43	5/5/32/118	27.5	43	289	5/5/45/149	27.0	11/11/428	H	6/6/130	6/6/130	29/53/2,414	29/53/2,417
Papadaki Vasileia	Assoc.	8	8	239	14	6/6/43/135	54.4	14	239	6/6/50/165	37.7	13/13/382	H	5/3/105	5/3/105	6/3/118	8/8/197
Koutsouraki Eleni	Asst.	3	2	37	8	7/7/96/282	103.3	8	37	7/7/103/300	107.2	3/2/37	H			3/0/16	3/0/16
Argyroudi Anthi	Asst.	3	0	22	8	7/7/96/282	105.5	8	22	8/8/110/318	109.6	3/0/22	H	2/0/8	2/0/8	3/0/17	3/1/33
Kasseri Zacharoula	Asst.	2	0	13	10	9/9/112/315	111.0	10	13	9/9/122/338	114.1	3/0/19	H	0/0/0	0/0/0	0/0/0	0/0/0

School of Psychology (AUTH) - PSY - 21 matched of 22 TRS

Member	Grade	A: h	A: i10	A: cites	A: pubs	A: rank h d/u/a/all	A: comp.	B: P_i	B: C_i	B: rank C d/u/a/all	B: comp.	GS profile h/i10/cites	Conf.	OA 2012-25 h/i10/cites	OA life h/i10/cites	S2 2012-25 h/i10/cites	S2 life h/i10/cites
Kafetsios Konstantinos	Assoc.	39	80	4,811	126	1/1/1/1	2.0	126	4,811	3/3/3/5	2.0	51/105/9,532	H	31/59/4,447	31/59/4,447	28/60/2,679	34/81/4,977
Xanthopoulou Despoina	Prof.	34	48	6,337	92	2/2/2/3	2.6	92	6,337	2/2/2/3	3.0	44/65/29,389	H	26/37/2,961	26/37/2,961	27/38/3,058	37/53/14,845
Messinis Lampros	Prof.	26	49	2,222	147	3/5/5/11	4.7	147	2,222	5/7/10/18	5.6	-/-/3,477	H			20/38/1,278	27/59/2,028
Moraitou Despoina	Prof.	23	53	2,668	169	4/7/8/17	4.0	169	2,668	4/6/8/14	4.2	25/61/3,187	L			4/1/96	4/1/96
Papachristou Christina	Asst.	22	28	63,305	57	5/8/12/23	2.6	57	63,305	1/1/1/1	2.5	27/37/64,745	H	7/7/5,599	7/7/5,599	2/2/3,697	5/4/3,744
Avdi Evrynomi	Prof.	17	22	876	54	6/10/23/43	24.9	54	876	12/18/34/68	26.3	-/-/1,896	H			2/0/5	3/2/29

Member	Grade	A: h	A: i10	A: cites	A: pubs	A: rank h d/u/a/all	A: comp.	B: P_i	B: C_i	B: rank C d/u/a/all	B: comp.	GS profile h/i10/cites	Conf.	OA 2012-25 h/i10/cites	OA life h/i10/cites	S2 2012-25 h/i10/cites	S2 life h/i10/cites
Patrikelis Panagiotis	Asst.	16	25	934	90	7/11/25/46	15.3	90	934	10/16/32/66	15.9	-/-/1,325	H			5/4/137	7/5/306
Alevriadou Anastasia	Prof.	16	20	877	53	7/11/25/46	26.4	53	877	11/17/33/67	23.2	22/39/1,645	H	11/13/360	11/13/360	11/12/355	15/25/762
Folia Vasiliki	Asst.	15	18	1,073	49	9/13/29/55	27.9	49	1,073	8/13/29/58	24.9	20/27/1,791	H	13/14/577	13/14/577	0/0/0	1/0/3
Masoura Elvira	Prof.	13	18	1,099	45	10/17/32/72	29.2	45	1,099	7/12/28/54	30.0	14/23/1,927	H	10/11/567	10/11/567	10/10/539	12/13/1,068
Tata Despoina	Prof.	13	13	964	18	10/17/32/72	35.4	18	964	9/15/31/64	36.9	-/-/1,918	H			1/1/14	2/2/154
Metallidou Panagiota	Prof.	12	16	622	39	12/20/34/79	34.9	39	622	13/21/37/90	32.1	17/25/1,905	H			6/2/78	8/6/543
Gonida Sofia-Elevtheria	Prof.	10	10	1,419	26	13/23/39/108	31.1	26	1,419	6/10/21/41	31.9	-/-/2,472	H			8/7/658	13/14/1,258
Chrysochoou Elisavet	Asst.	9	9	300	21	14/24/41/118	44.2	21	300	16/27/46/145	45.0	10/11/469	H	7/7/177	7/7/177	6/4/93	6/4/93
Baka Afroditi	Assoc.	8	8	435	24	15/25/43/135	41.9	24	435	14/23/39/115	43.1	-/-/453	H			13/14/1,986	13/15/1,998
Stogiannidou Ariadni	Prof.	6	6	306	13	16/31/49/181	48.5	13	306	15/26/45/144	45.1	11/11/875	H	5/4/176	5/4/176	5/5/172	7/7/434
Papoulidi Asimenia	Asst.	6	4	95	13	16/31/49/181	51.6	13	95	18/39/54/234	52.3	6/4/95	H	4/1/55	4/1/55	4/1/49	4/1/49
Michalopoulou Lito Eleni	Asst.	3	3	128	15	18/44/54/282	50.9	15	128	17/37/51/214	51.5	3/3/128	H	12/13/420	12/13/420	14/15/618	15/17/738

Department of Psychology (NKUA) - PSY - 12 matched of 19 TRS

Member	Grade	A: h	A: i10	A: cites	A: pubs	A: rank h d/u/a/all	A: comp.	B: P_i	B: C_i	B: rank C d/u/a/all	B: comp.	GS profile h/i10/cites	Conf.	OA 2012-25 h/i10/cites	OA life h/i10/cites	S2 2012-25 h/i10/cites	S2 life h/i10/cites
Foteini Christidi	Asst.	30	76	2,963	147	1/2/4/6	4.0	147	2,963	2/3/6/10	4.5	-/-/3,241	H	26/59/2,215	26/59/2,215	0/0/0	0/0/0
Ioannis Tsaousis	Assoc.	23	35	3,001	68	2/3/8/17	7.7	68	3,001	1/2/5/8	5.8	35/53/7,920	H	18/27/1,774	18/27/1,774	3/1/34	3/1/34
Theofanis Panagiotaropoulos	Asst.	20	25	1,810	77	3/4/16/29	13.9	77	1,810	3/4/16/31	10.1	27/37/2,432	H	21/29/2,285	21/29/2,285	0/0/0	0/0/0
Petros Roussos	Prof.	19	23	1,540	82	4/5/18/33	13.3	82	1,540	4/5/17/37	12.7	23/34/2,047	H	4/4/123	4/4/123	1/1/10	1/1/10
Eleni Vousoura	Asst.	18	25	1,167	47	5/6/20/36	23.3	47	1,167	5/7/24/49	24.9	20/30/1,491	H	13/15/738	13/15/738		
Asimina Ralli	Prof.	15	19	714	72	6/9/29/55	21.4	72	714	6/12/35/82	21.0	17/23/914	H	12/14/410	12/14/410	1/0/2	2/0/8
Diamanto Filippatou	Prof.	7	6	276	22	7/19/47/160	46.3	22	276	7/17/47/154	44.9	11/11/1,188	H	4/4/80	4/4/80		

Department of Psychology (UoI) - PSY - 14 matched of 14 TRS

Member	Grade	A: h	A: i10	A: cites	A: pubs	A: rank h d/u/a/all	A: comp.	B: P_i	B: C_i	B: rank C d/u/a/all	B: comp.	GS profile h/i10/cites	Conf.	OA 2012-25 h/i10/cites	OA life h/i10/cites	S2 2012-25 h/i10/cites	S2 life h/i10/cites
Nikolakopoulos Stavros	Asst.	23	42	1,944	53	1/1/8/17	12.2	53	1,944	2/2/13/24	16.0	23/42/1,944	H	21/36/1,548	21/36/1,548	5/3/83	5/3/83
Aretouli Eleni	Assoc.	18	26	1,505	62	2/2/20/36	18.6	62	1,505	3/3/18/38	16.0	24/33/2,578	L	15/21/1,100	15/21/1,100	1/1/93	1/1/93
Grigoropoulos Iraklis	Assoc.	17	21	668	79	3/3/23/43	17.5	79	668	4/4/36/85	18.2	17/23/735	H	13/15/527	13/15/527	9/8/284	9/8/284
Georganta Katerina	Asst.	12	13	2,779	30	4/4/34/79	15.3	30	2,779	1/1/7/13	15.5	12/13/2,783	H	8/7/1,442	8/7/1,442	9/8/1,296	9/8/1,296
Andriopoulou Panoraia	Assoc.	12	14	523	43	4/4/34/79	34.1	43	523	5/5/38/96	35.0	12/14/524	L	8/7/249	8/7/249	8/5/185	8/5/185
Kazali Elena	Asst.	8	8	384	15	6/6/43/135	44.2	15	384	6/6/42/126	45.5	8/8/386	H	8/6/257	8/6/257	8/7/207	8/7/207
Ziori Eleni	Prof.	4	4	96	8	7/7/53/244	53.7	8	96	7/7/53/232	51.4	8/8/381	H	4/3/61	4/3/61	0/0/0	1/0/6
Gkantona Georgia	Asst.	3	3	44	14	8/8/54/282	53.6	14	44	8/8/56/293	53.9	4/4/65	H	3/0/17	3/0/17	3/0/17	3/0/17

Department of Psychology (UoC) - PSY - 16 matched of 27 TRS

Member	Grade	A: h	A: i10	A: cites	A: pubs	A: rank h d/u/a/all	A: comp.	B: P_i	B: C_i	B: rank C d/u/a/all	B: comp.	GS profile h/i10/cites	Conf.	OA 2012-25 h/i10/cites	OA life h/i10/cites	S2 2012-25 h/i10/cites	S2 life h/i10/cites
Theodoros Giovazolias	Prof.	23	33	2,037	42	1/1/8/17	12.5	42	2,037	1/1/12/23	11.7	27/41/2,527	H	16/21/971	16/21/971		
Stefanos Mastrotheodoros	Assoc.	21	37	1,843	64	2/2/14/26	15.2	64	1,843	2/2/15/30	17.1	21/37/1,843	H			15/25/968	15/25/968
Sofia Triliva	Prof.	21	35	1,388	62	2/2/14/26	17.4	62	1,388	4/5/22/42	17.9	23/43/1,722	H	15/23/801	15/23/801	0/0/0	1/0/1
Leonidas Zampetakis	Assoc.	19	26	1,502	44	4/4/18/33	21.2	44	1,502	3/4/19/39	10.5	32/52/6,042	H	14/17/815	14/17/815	0/0/0	0/0/0
Manolis Dafermos	Prof.	18	23	1,133	39	5/5/20/36	25.8	39	1,133	5/7/27/53	26.3	20/31/1,403	H				
Theano Kokkinaki	Prof.	12	14	417	37	6/7/34/79	36.8	37	417	7/14/41/122	32.5	18/24/1,342	H	10/10/242	10/10/242		
Antonios Poulios	Prof.	12	13	362	45	6/7/34/79	33.9	45	362	8/15/43/130	34.9	12/13/363	H			1/1/10	1/1/10
Panagiota Dimitropoulou	Prof.	9	9	429	33	8/11/41/118	40.3	33	429	6/12/40/119	40.0	11/14/586	H			6/4/159	6/4/159
Manolis Tzanakis	Asst.	5	2	76	40	9/18/52/208	44.3	40	76	10/20/55/249	44.1	6/4/139	H	2/0/22	2/0/22	2/0/5	2/0/5
Olga Themeli	Assoc.	2	2	104	2	10/21/56/315	54.6	2	104	9/18/52/226	52.9	6/4/173	H			2/0/5	2/0/5

Department of Psychology (UoWM) - PSY - 0 matched of 2 TRS

No member of this department has a public Google Scholar profile; the OpenAlex and Semantic Scholar values are in Appendices C and D and the companion files.

Department of Psychology (Panteion) - PSY - 13 matched of 14 TRS

Member	Grade	A: h	A: i10	A: cites	A: pubs	A: rank h d/u/a/all	A: comp.	B: P_i	B: C_i	B: rank C d/u/a/all	B: comp.	GS profile h/i10/cites	Conf.	OA 2012-25 h/i10/cites	OA life h/i10/cites	S2 2012-25 h/i10/cites	S2 life h/i10/cites
Anagnostopoulos Fotios	Prof.	32	49	3,679	91	1/1/3/5	4.1	91	3,679	1/1/4/7	3.4	44/75/5,575	L	28/52/3,376	28/52/3,376	24/35/2,699	32/54/3,477
Pezirkianidis Christos	Asst.	24	37	2,174	69	2/2/7/15	9.8	69	2,174	2/2/11/19	12.5	24/37/2,171	H	17/28/1,113	17/28/1,113	4/0/25	4/0/25
Karakasidou Eirini	Asst.	22	30	1,925	68	3/4/12/23	13.5	68	1,925	3/4/14/26	15.5	22/30/1,925	H	16/20/865	16/20/865	2/2/85	2/2/85
Alexias Georgios	Prof.	16	25	1,136	74	4/6/25/46	18.5	74	1,136	5/10/26/52	19.5	-/-/1,283	H	8/8/353	8/8/353	8/7/291	10/10/363
Prodromitis Gerasimos	Prof.	10	10	1,145	37	5/22/39/108	32.1	37	1,145	4/9/25/50	30.6	15/15/1,325	H	9/9/772	9/9/772	11/12/787	13/17/906
Parpoula Christina	Asst.	8	5	233	54	6/25/43/135	32.7	54	233	7/33/48/167	33.4	8/6/263	H	5/2/141	5/2/141	2/0/8	2/0/8
Kordoutis Panagiotis	Prof.	8	8	210	34	6/25/43/135	42.9	34	210	8/36/49/175	41.8	11/12/345	L	6/3/118	6/3/118	2/0/18	5/2/50
Katerelos Ioannis	Prof.	7	5	143	15	8/34/47/160	48.3	15	143	9/47/50/205	47.9	9/8/238	H	5/2/67	5/2/67	1/0/3	3/0/22
Giannousi Zoi	Asst.	6	6	320	12	9/41/49/181	48.7	12	320	6/25/44/139	49.3	-/-/708	H			6/6/238	9/9/487

(new 2026: no 2022 census row) (DUTH) - PSY - 0 TRS at retrieval

This department lists no tenured faculty at retrieval (verified on the department and school pages).

School of Journalism and Mass Media Studies (AUTH) - MEDIA - 19 matched of 19 TRS

Member	Grade	A: h	A: i10	A: cites	A: pubs	A: rank h d/u/a/all	A: comp.	B: P_i	B: C_i	B: rank C d/u/a/all	B: comp.	GS profile h/i10/cites	Conf.	OA 2012-25 h/i10/cites	OA life h/i10/cites	S2 2012-25 h/i10/cites	S2 life h/i10/cites
Veglis Andreas	Prof.	34	68	4,094	156	1/2/1/3	1.3	156	4,094	1/4/1/6	1.8	36/86/4,684	H	26/53/1,947	26/53/1,947	24/49/1,961	25/61/2,507
Dimoulas Charalampos	Prof.	29	67	2,932	133	2/4/2/7	2.8	133	2,932	2/5/3/11	4.0	30/85/3,605	H	22/46/1,747	22/46/1,747	20/43/1,361	21/55/1,778
Tsingilis Nikolaos	Prof.	24	47	1,940	89	3/6/7/15	7.6	89	1,940	3/8/8/25	4.0	44/96/6,467	L	2/0/10	2/0/10	2/1/20	3/1/24
Dekoulou Paraskevi	Assoc.	15	17	1,049	49	4/13/15/55	14.8	49	1,049	4/14/13/59	15.7	16/19/1,122	H	10/10/530	10/10/530	9/8/428	9/9/445
Gardikiotis Antonios	Prof.	14	19	748	48	5/16/19/66	19.0	48	748	5/20/19/81	19.9	-/-/1,459	H	26/33/3,075	26/33/3,075	9/9/341	16/18/697
Baltzis Alexandros	Prof.	8	7	263	24	6/25/33/135	36.4	24	263	6/29/37/158	37.6	9/9/363	H	5/2/76	5/2/76	6/3/121	6/3/134
Kostarella Ioanna	Assoc.	8	7	175	22	6/25/33/135	39.9	22	175	7/33/44/188	41.2	9/8/203	H	7/3/75	7/3/75	6/4/76	6/4/76
Tzoannopoulou Marina	Asst.	5	2	151	15	8/35/45/208	46.3	15	151	8/34/45/201	48.2	5/2/151	H			3/2/62	3/2/63
Vamvakas Vasileios	Prof.	5	2	66	12	8/35/45/208	50.0	12	66	9/43/53/263	52.3	-/-/101	H			4/1/44	10/10/458
Paschalidis Panagiotis	Asst.	3	0	34	24	10/44/56/282	50.2	24	34	10/46/59/305	51.2	3/0/34	H	5/3/58	5/3/58	1/0/7	1/0/7
Politis Periklis	Prof.	3	0	17	4	10/44/56/282	61.7	4	17	11/49/63/329	59.5	6/3/69	H	1/0/5	1/0/5	1/0/5	3/0/16

Department of Communication and Media Studies (NKUA) - MEDIA - 21 matched of 22 TRS

Member	Grade	A: h	A: i10	A: cites	A: pubs	A: rank h d/u/a/all	A: comp.	B: P_i	B: C_i	B: rank C d/u/a/all	B: comp.	GS profile h/i10/cites	Conf.	OA 2012-25 h/i10/cites	OA life h/i10/cites	S2 2012-25 h/i10/cites	S2 life h/i10/cites
Demertzis Nikos	Prof.	15	22	1,348	54	1/9/15/55	13.4	54	1,348	1/6/11/45	14.1	-/-/2,109	H			1/0/8	1/0/9
Stavrianea Aikaterini	Asst.	14	19	1,047	70	2/11/19/66	14.9	70	1,047	2/10/14/60	15.5	14/19/1,047	H	9/9/479	9/9/479	9/9/410	9/9/410
Tsaliki Liza	Prof.	13	16	592	45	3/12/22/72	22.6	45	592	3/13/24/91	16.9	23/32/1,455	H	8/8/231	8/8/231	8/7/197	15/18/563
Charitos Dimitris	Prof.	9	7	341	78	4/14/30/118	18.2	78	341	4/16/32/135	15.8	17/27/1,290	H	4/2/131	4/2/131	4/1/99	7/2/162
Mourlas Konstantinos	Prof.	9	8	214	42	4/14/30/118	30.7	42	214	5/21/41/173	32.5	-/-/1,533	H			4/1/72	9/8/342
Pleios Giorgos	Prof.	6	3	200	24	6/23/42/181	41.6	24	200	6/22/43/180	40.6	8/7/706	L			2/0/8	2/0/8
Nikolaidou Afroditi	Asst.	5	3	98	29	7/27/45/208	41.9	29	98	8/30/48/230	43.5	5/3/103	H	3/0/23	3/0/23	10/12/479	10/12/479
Moschonas Spyros	Prof.	5	4	75	18	7/27/45/208	47.9	18	75	9/34/51/251	37.3	12/14/407	L			2/0/21	4/2/56
Davou Betina	Prof.	4	3	111	8	9/37/52/244	52.2	8	111	7/29/47/222	54.4	-/-/675	H			3/1/48	8/8/339
Armenakis Antonis	Asst.	2	1	31	12	10/45/60/315	57.5	12	31	10/45/60/308	54.4	5/2/169	H	1/0/3	1/0/3	12/12/1,412	45/84/14,624
Sidiropoulou Anthi	Asst.	2	1	20	9	10/45/60/315	60.0	9	20	11/47/62/323	61.2	2/1/20	H	2/0/6	2/0/6	7/5/380	8/7/463
Tsevas Athanasios	Assoc.	1	0	3	3	12/49/64/347	66.0	3	3	12/54/66/359	66.0	2/0/4	H	0/0/0	0/0/0	0/0/0	0/0/0
Diamantopoulou Evangelia	Assoc.	0	0	0	2	13/60/67/372	67.7	2	0	13/60/67/372	68.0	-/-/0	H	1/0/4	1/0/4	0/0/0	11/12/303

Department of Culture, Creative Media and Industries (UThessaly) - MEDIA - 3 matched of 4 TRS

Member	Grade	A: h	A: i10	A: cites	A: pubs	A: rank h d/u/a/all	A: comp.	B: P_i	B: C_i	B: rank C d/u/a/all	B: comp.	GS profile h/i10/cites	Conf.	OA 2012-25 h/i10/cites	OA life h/i10/cites	S2 2012-25 h/i10/cites	S2 life h/i10/cites
Kalantzis Konstantinos	Asst.	7	6	203	32	1/4/37/160	37.4	32	203	1/3/42/179	39.2	7/6/205	H	7/6/218	7/6/218	5/2/76	5/2/76
Paschalidou Maria	Asst.	1	1	16	26	2/16/64/347	52.1	26	16	2/14/64/330	51.2	3/1/26	H	4/2/98	4/2/98	2/1/57	2/1/57

Department of Cultural Technology and Communication (UAegean) - MEDIA - 20 matched of 22 TRS

Member	Grade	A: h	A: i10	A: cites	A: pubs	A: rank h d/u/a/all	A: comp.	B: P_i	B: C_i	B: rank C d/u/a/all	B: comp.	GS profile h/i10/cites	Conf.	OA 2012-25 h/i10/cites	OA life h/i10/cites	S2 2012-25 h/i10/cites	S2 life h/i10/cites
Anagnostopoulos CHristos-Nikolaos	Prof.	27	57	2,790	172	1/1/3/9	2.8	172	2,790	2/2/4/12	3.0	34/93/6,679	H	23/54/1,832	23/54/1,832	23/64/2,400	29/95/3,626
Kalloniatis Christos	Prof.	27	65	2,484	200	1/1/3/9	2.0	200	2,484	3/3/5/17	2.1	32/80/3,397	H	19/38/1,259	19/38/1,259	18/41/1,264	22/54/1,842
Kotis Konstantinos	Assoc.	25	54	2,968	119	3/3/5/12	3.3	119	2,968	1/1/2/9	3.6	29/78/4,297	H	19/36/1,808	19/36/1,808	19/40/1,677	25/59/2,662
Kasapakis Vlasios	Assoc.	25	43	1,876	94	3/3/5/12	6.6	94	1,876	4/4/9/28	8.5	25/43/1,881	L	18/35/1,226	18/35/1,226	18/37/1,144	18/37/1,147

Member	Grade	A: h	A: i10	A: cites	A: pubs	A: rank h d/u/a/all	A: comp.	B: P_i	B: C_i	B: rank C d/u/a/all	B: comp.	GS profile h/i10/cites	Conf.	OA 2012-25 h/i10/cites	OA life h/i10/cites	S2 2012-25 h/i10/cites	S2 life h/i10/cites
Tsekouras Georgios	Prof.	21	36	1,200	64	5/5/10/26	11.8	64	1,200	5/5/12/47	10.7	29/55/2,520	H	13/15/1,033	13/15/1,033	4/3/206	6/5/592
Bounia Alexandra	Prof.	18	27	983	77	6/6/11/36	12.1	77	983	6/6/15/63	13.4	18/31/1,118	H	8/5/157	8/5/157	6/5/123	9/9/196
Kavakli Evangelia	Prof.	16	22	749	48	7/7/13/46	16.2	48	749	7/8/18/80	10.9	30/53/3,163	H	11/14/468	11/14/468	13/16/498	22/38/1,817
Chrysanthi Angeliki	Asst.	15	17	651	50	8/8/15/55	17.2	50	651	8/9/22/88	18.3	15/17/666	H	10/10/320	10/10/320	9/9/260	10/10/274
Kitsiou Angeliki	Asst.	11	11	359	43	9/10/25/94	26.1	43	359	11/12/30/131	27.4	11/11/359	H	7/6/198	7/6/198	7/5/172	7/5/172
Pavlogeorgatos Gerasimos	Prof.	10	12	505	42	10/11/29/108	26.2	42	505	9/10/25/103	25.0	12/20/1,046	H	9/7/308	9/7/308	7/7/289	10/10/602
Papageorgiou Dimitris	Prof.	7	6	500	11	11/14/37/160	36.0	11	500	10/11/26/106	37.7	7/6/500	H	7/6/403	7/6/403	6/4/314	7/5/358
Sampanikou Evangelia	Prof.	5	4	85	11	12/17/45/208	49.9	11	85	12/20/50/241	52.2	5/4/88	H	0/0/0	0/0/0	1/0/4	2/0/7
Stefanopoulou Evdokia	Asst.	3	1	25	13	13/22/56/282	56.1	13	25	13/26/61/312	57.4	3/1/25	H	3/2/39	3/2/39	12/13/511	14/16/749
Poulou Despoina	Asst.	0	0	0	7	14/31/67/372	65.2	7	0	14/31/67/372	65.6	-/-/0	H	0/0/0	0/0/0	0/0/0	0/0/0

Department of Communication and Digital Media (UoWM) - MEDIA - 8 matched of 15 TRS

Member	Grade	A: h	A: i10	A: cites	A: pubs	A: rank h d/u/a/all	A: comp.	B: P_i	B: C_i	B: rank C d/u/a/all	B: comp.	GS profile h/i10/cites	Conf.	OA 2012-25 h/i10/cites	OA life h/i10/cites	S2 2012-25 h/i10/cites	S2 life h/i10/cites
Maria Matsiola	Assoc.	22	30	2,070	48	1/1/9/23	9.8	48	2,070	1/1/7/22	10.8	22/32/2,113	H			17/22/1,027	17/22/1,027
Alexandros Kleftodimos	Prof.	18	25	867	49	2/2/11/36	14.1	49	867	2/2/16/70	16.0	18/27/909	H	13/18/508	13/18/508	1/0/9	1/0/9
Georgios Lappas	Assoc.	14	20	689	74	3/3/19/66	16.1	74	689	3/3/20/83	14.7	19/31/1,037	H	25/45/2,642	25/45/2,642	10/11/347	10/11/347
Stamatis Poulakidakos	Assoc.	12	17	626	88	4/4/23/79	15.1	88	626	4/4/23/89	15.4	12/17/635	H	7/4/177	7/4/177	7/6/1,786	8/7/1,812
Angeliki Nikolinakou	Prof.	6	6	470	8	5/5/42/181	38.6	8	470	5/5/27/111	40.1	-/-/470	H			6/6/243	6/6/243

Department of Communication, Media and Culture (Panteion) - MEDIA - 18 matched of 19 TRS

Member	Grade	A: h	A: i10	A: cites	A: pubs	A: rank h d/u/a/all	A: comp.	B: P_i	B: C_i	B: rank C d/u/a/all	B: comp.	GS profile h/i10/cites	Conf.	OA 2012-25 h/i10/cites	OA life h/i10/cites	S2 2012-25 h/i10/cites	S2 life h/i10/cites
Karpouzis Kostas	Assoc.	23	41	2,164	95	1/3/8/17	6.5	95	2,164	1/3/6/20	2.2	46/116/7,430	H	18/29/1,233	18/29/1,233	18/26/1,221	36/82/5,279
Dragouni Mina	Asst.	15	16	1,555	36	2/7/15/55	15.2	36	1,555	2/7/10/35	16.1	15/17/1,571	H	11/13/941	11/13/941	12/13/877	12/13/877
Spilioti Tereza	Asst.	12	14	669	39	3/11/23/79	24.1	39	669	3/13/21/84	24.5	14/17/838	H	7/6/234	7/6/234	7/6/240	8/7/260
Karadimitriou Achilleas	Asst.	11	12	395	33	4/16/25/94	28.6	33	395	4/22/29/123	30.2	11/12/399	H	6/5/89	6/5/89	5/4/79	5/4/79
Michailidou Martha	Assoc.	11	13	348	40	4/16/25/94	28.1	40	348	5/23/31/134	28.1	12/14/395	H	3/0/29	3/0/29	1/0/8	1/0/8
Roungas Vasilis	Asst.	8	7	323	24	6/25/33/135	35.0	24	323	6/24/33/138	37.1	8/7/324	H			7/6/175	7/6/175
Vatikiotis Pantelis	Assoc.	7	7	287	27	7/34/37/160	36.3	27	287	7/28/35/150	34.9	10/10/468	L	5/4/155	5/4/155	1/1/74	12/15/570
Kaperonis Stavros	Asst.	6	3	121	26	8/41/42/181	41.7	26	121	9/48/46/215	43.5	6/3/121	H	3/1/32	3/1/32	2/0/16	2/0/16
Iordanoglou Dimitra	Assoc.	5	5	239	19	9/50/45/208	43.8	19	239	8/32/40/165	43.1	7/7/381	H	4/2/78	4/2/78	0/0/0	0/0/0
Skarpelos Giannis	Prof.	4	1	72	15	10/54/52/244	51.0	15	72	10/56/52/256	50.6	5/2/103	H			0/0/0	3/0/17
Gazi Angeliki	Assoc.	4	2	63	24	10/54/52/244	47.8	24	63	11/60/54/267	44.9	7/4/192	L	2/1/32	2/1/32	3/1/30	3/1/30
Klimis Georgios-Michail	Prof.	4	1	43	8	10/54/52/244	55.8	8	43	14/71/57/294	49.9	8/8/731	H			2/0/10	7/6/386
Leandros Nikos	Prof.	3	2	42	7	13/66/56/282	58.6	7	42	15/72/58/295	50.8	8/8/274	H	2/1/18	2/1/18	2/0/14	6/3/94
Tsakarestou Betty	Assoc.	2	2	48	6	14/76/60/315	59.8	6	48	13/69/56/290	55.2	4/3/72	H	3/1/34	3/1/34	3/0/25	3/0/25
Dermentzopoulos Christos	Prof.	2	0	12	12	14/76/60/315	58.9	12	12	16/81/65/339	58.9	3/0/31	H	1/0/4	1/0/4	1/0/1	1/0/1
Chatzikonstantinou Michalis	Asst.	1	1	53	6	16/85/64/347	60.7	6	53	12/66/55/279	61.3	1/1/53	M	1/1/25	1/1/25	1/1/29	1/1/29

Department of Digital Media and Communication (IONIO) - MEDIA - 10 matched of 10 TRS

Member	Grade	A: h	A: i10	A: cites	A: pubs	A: rank h d/u/a/all	A: comp.	B: P_i	B: C_i	B: rank C d/u/a/all	B: comp.	GS profile h/i10/cites	Conf.	OA 2012-25 h/i10/cites	OA life h/i10/cites	S2 2012-25 h/i10/cites	S2 life h/i10/cites
Sgora Angeliki	Assoc.	16	21	765	42	1/1/13/46	17.1	42	765	1/1/17/78	17.1	20/30/1,304	H	0/0/0	0/0/0	13/15/497	15/23/866
Tsipis Athanasios	Asst.	11	13	460	37	2/2/25/94	27.8	37	460	2/2/28/113	29.3	11/13/460	H	9/8/314	9/8/314	10/10/273	10/10/277
Polykalas Spyros	Prof.	9	9	313	45	3/3/30/118	27.7	45	313	3/3/34/141	28.5	10/10/385	H	8/5/158	8/5/158	10/10/237	11/13/335
Ampeliotis Dimitris	Asst.	8	6	246	42	4/4/33/135	31.0	42	246	5/5/38/161	31.0	10/14/421	H	7/5/175	7/5/175	2/0/6	2/0/6
Katsaounidou Anastasia	Asst.	7	6	285	21	5/5/37/160	39.2	21	285	4/4/36/151	41.2	7/6/286	H	6/5/200	6/5/200	6/4/150	6/4/151
Konidaris Agisilaos	Assoc.	7	7	244	28	5/5/37/160	37.3	28	244	6/6/39/162	34.1	11/12/454	H	7/6/132	7/6/132	7/5/143	10/10/327
Gerakopoulou Patritsia	Asst.	5	3	96	14	7/7/45/208	48.2	14	96	7/7/49/232	50.3	-/-/98	H			4/3/52	4/3/52
Kaimaki Valia	Asst.	0	0	0	6	8/8/67/372	66.0	6	0	8/8/67/372	65.6	1/0/6	H	0/0/0	0/0/0	0/0/0	0/0/0

Department of Political Science and International Relations (UoP) - IR - 18 matched of 19 TRS

Member	Grade	A: h	A: i10	A: cites	A: pubs	A: rank h d/u/a/all	A: comp.	B: P_i	B: C_i	B: rank C d/u/a/all	B: comp.	GS profile h/i10/cites	Conf.	OA 2012-25 h/i10/cites	OA life h/i10/cites	S2 2012-25 h/i10/cites	S2 life h/i10/cites
Papazoglou Emmanouil	Assoc.	18	27	1,028	49	1/1/3/36	4.7	49	1,028	1/1/5/61	6.0	18/28/1,046	M	16/26/837	16/26/837	15/25/743	15/25/743
Tzifakis Nikolaos	Prof.	15	19	833	57	2/2/5/55	6.1	57	833	2/2/8/75	5.5	20/29/1,323	H	9/9/296	9/9/296	7/5/237	13/13/407

Member	Grade	A: h	A: i10	A: cites	A: pubs	A: rank h d/u/a/all	A: comp.	B: P_i	B: C_i	B: rank C d/u/a/all	B: comp.	GS profile h/i10/cites	Conf.	OA 2012-25 h/i10/cites	OA life h/i10/cites	S2 2012-25 h/i10/cites	S2 life h/i10/cites
Roussos Sotirios	Prof.	12	13	495	46	3/3/8/79	10.5	46	495	3/3/13/109	12.9	12/13/497	M	12/13/467	12/13/467	11/11/401	12/18/568
Klapsis Antonios	Assoc.	9	9	279	44	4/4/13/118	13.9	44	279	4/4/16/153	15.4	10/10/322	H			5/2/83	6/4/159
Papadimitriou Pyrros	Prof.	7	7	160	28	5/5/19/160	22.2	28	160	5/5/27/195	24.2	8/8/208	H	2/1/21	2/1/21	2/1/18	3/1/26
Fakiolas Evstathios	Assoc.	4	3	57	15	6/6/35/244	36.9	15	57	6/6/38/274	39.0	-/-/234	H			3/0/26	3/0/26
Lalagianni Vasiliki	Prof.	4	1	51	49	6/6/35/244	19.5	49	51	7/7/40/283	19.7	5/2/111	L			1/0/6	2/0/11
Rozakis Dimitrios	Asst.	1	0	2	2	8/8/50/347	52.9	2	2	8/8/54/363	54.7	1/0/2	H	1/0/9	1/0/9	0/0/0	0/0/0
Xenakis Alexandros	Asst.	1	0	1	3	8/8/50/347	52.3	3	1	9/9/55/367	24.8	14/19/512	H	2/0/13	2/0/13	2/0/10	12/14/307

Department of International, European and Area Studies (Panteion) - IR - 23 matched of 28 TRS

Member	Grade	A: h	A: i10	A: cites	A: pubs	A: rank h d/u/a/all	A: comp.	B: P_i	B: C_i	B: rank C d/u/a/all	B: comp.	GS profile h/i10/cites	Conf.	OA 2012-25 h/i10/cites	OA life h/i10/cites	S2 2012-25 h/i10/cites	S2 life h/i10/cites
Paipais Vasileios	Prof.	11	11	307	53	1/16/1/94	1.2	53	307	2/26/2/143	1.5	11/12/336	H			9/9/229	10/10/244
Lavdas Konstantinos	Prof.	8	8	519	39	2/25/2/135	1.5	39	519	1/17/1/99	1.7	-/-/1,082	H			3/2/40	9/9/349
Triantafyllou Dimitris	Prof.	8	6	211	32	2/25/2/135	3.3	32	211	5/35/5/174	2.1	15/22/884	L			1/0/2	4/2/41
Kourtelis Christos	Asst.	8	7	181	21	2/25/2/135	3.9	21	181	6/38/6/186	5.7	8/7/181	H	7/7/137	7/7/137	5/4/81	5/4/81
Tsimonis Konstantinos	Asst.	7	7	292	27	5/34/5/160	4.3	27	292	3/27/3/148	4.5	7/7/292	H	5/3/136	5/3/136	5/3/125	5/3/125
Galani Sofia	Asst.	7	6	171	26	5/34/5/160	6.2	26	171	7/40/7/191	6.6	7/7/189	H	6/3/100	6/3/100	5/0/48	5/0/48
Dimitrakopoulos Dionysios	Prof.	6	6	158	38	7/41/7/181	5.8	38	158	8/45/8/198	6.0	-/-/1,229	H			6/3/197	8/7/425
Platias Charalampos	Asst.	6	5	117	16	7/41/7/181	8.9	16	117	9/49/9/217	9.4	6/5/118	H	5/3/66	5/3/66	8/5/119	8/5/121
Marouda Maria – Daniella	Assoc.	5	3	82	39	9/50/9/208	4.3	39	82	11/52/11/242	4.2	6/3/112	H			1/0/1	1/0/4
Papastamou Andreas	Prof.	4	2	69	17	10/54/10/244	10.6	17	69	12/57/12/260	11.2	4/2/70	H	3/1/34	3/1/34	3/1/31	3/1/31
Arvanitopoulos Konstantinos	Prof.	4	3	54	13	10/54/10/244	12.3	13	54	15/65/15/278	13.2	-/-/283	H			4/0/30	5/3/116
Papazoglou Christos	Prof.	3	2	222	7	12/66/12/282	7.5	7	222	4/34/4/170	3.7	11/13/716	H	8/8/395	8/8/395	3/2/234	10/10/816
Angelou Angelos	Asst.	3	3	101	17	12/66/12/282	10.6	17	101	10/51/10/227	11.1	3/3/101	H	3/3/62	3/3/62	4/3/60	4/3/60
Karageorgou Vasiliki	Assoc.	3	2	66	24	12/66/12/282	10.5	24	66	13/59/13/263	10.2	5/3/104	H	10/12/410	10/12/410	11/11/346	11/12/428
Karagiannopoulou Chara	Assoc.	2	1	62	9	15/76/15/315	14.3	9	62	14/61/14/268	14.6	2/1/64	H	2/1/40	2/1/40	0/0/0	0/0/0
Koppa Maria – Eleni	Prof.	2	2	53	4	15/76/15/315	15.7	4	53	16/66/16/279	15.3	3/3/102	H			5/4/77	6/5/97
Evangelopoulos Giorgos	Prof.	2	1	15	4	15/76/15/315	16.0	4	15	17/80/17/334	16.3	2/1/19	H			11/12/783	20/25/1,325
Tsolka Olga	Assoc.	1	0	2	2	18/85/18/347	18.0	2	2	18/88/18/363	18.0	1/0/10	H			0/0/0	0/0/0

5F. External ranking systems: every faculty member found (Top 2% career list, Research.com)

Table 16 lists every member present in at least one of the two systems - 6 members in total - with the value on which each system ranks them; a dash marks a system in which the member is absent. 1 member appears in both. The members' own Google Scholar, OpenAlex and Semantic Scholar values are in Section 5E and are not repeated here.

Table 16. Faculty members in the Top 2% career list or in the Research.com Greece rankings: each system's ranking values.

Univ.	Department	Member	Area	Top 2%	Top 2% rank (ns) / c	Top 2% field	Research.com	RC nat. rank / D-index	RC discipline
AUTH	School of Political Sciences	Stavrakakis Ioannis	POL	yes	93,171 / 3.498	Political Science & Public Adminis	yes	1 / 36	political-science
AUTH	School of Psychology	Kafetsios Konstantinos	PSY	-	-	-	yes	11 / 37	psychology
AUTH	School of Psychology	Xanthopoulou Despoina	PSY	-	-	-	yes	15 / 34	psychology
Panteion	Department of Psychology	Anagnostopoulos Fotios	PSY	-	-	-	yes	18 / 31	psychology
UAegean	Department of Cultural Technology and Communication	Anagnostopoulos CHristos-Nikolaos	MEDIA	yes	233,682 / 3.135	Artificial Intelligence & Image Pr	-	-	-
UAegean	Department of Cultural Technology and Communication	Tsekouras Georgios	MEDIA	yes	371,573 / 2.928	Artificial Intelligence & Image Pr	-	-	-

Top 2% values are from the career-long list (August 2025 update, publications to end-2024, without self-citations); Research.com values are the best national rank and the highest D-index across the member's discipline lists, read 28 August 2026.

5G. The Greek faculty against Europe: the best unit per country in the Top 2% career list

Section 5D asked whether the Greek faculty appear in the global systems; this section asks how Greece's best compare with every other European country's best in the same disciplines. The workflow necessarily starts from the system's complete list, restricted to the Science-Metrix fields that cover law, political and social sciences - Social Sciences, Psychology & Cognitive Sciences, Communication & Textual Studies - and picks, for each of the 49 European countries considered (the 27 EU members and 22 non-EU states, including the transcontinental ones), the best-ranked faculty member by the system's own metric and the leading institution, defined as the one with the most listed scientists in those fields; the list records institutions, not departments. Research.com publishes national lists per discipline rather than a single cross-country ranking, so the Europe-wide comparison rests on the Top 2% career list, which is published as one global table and is therefore the system that supports a like-for-like country comparison.

Greece's position (Figure 29): with 12 scientists in the social-science, psychology and communication fields of the Top 2% career list, Greece stands 16th of the 31 European countries with at least one listed scientist; its best-ranked scientist (Papadakis, Stamatios J., University of Crete, rank 56885, c = 3.67) places the country 23rd on the best c-score, and its leading institution (University of Thessaly) has 4 listed scientists. Table 17 gives every country's best units; Figures 30 and 31 the country comparisons and the distances from Greece.

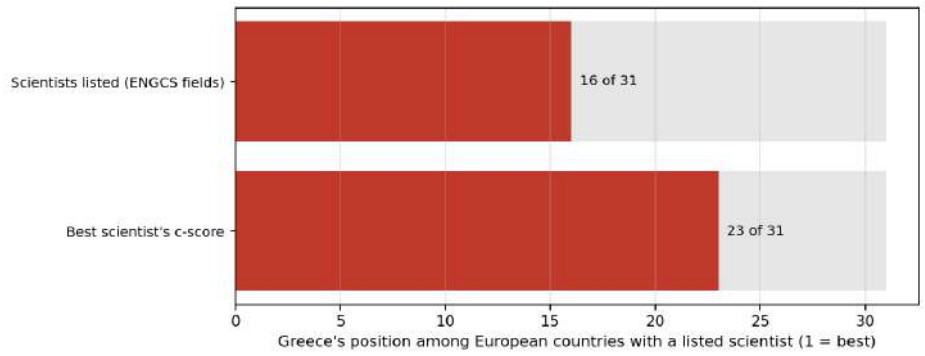

Figure 29. Greece's position among the European countries on the two country-level metrics of the Top 2% career list restricted to the social-science, psychology and communication fields (red = Greece).

Table 17. World's Top 2% Scientists, career-long list, social-science, psychology and communication fields: scientists listed, best-ranked scientist and leading institution per European country (49 countries; August 2025 update, values without self-citations).

Country	EU	Listed	Best-ranked scientist	Institution	Rank (ns)	c-score	h24	Subfield	Leading institution (n listed)
United Kingdom	-	1597	Rutter, Sir Michael	King's College London	67	5.101	144	Developmental & Child Psycholo	University of Oxford (91)
Netherlands	EU	321	Leydesdorff, Loet	Universiteit van Amsterdam	1,504	4.561	78	Information & Library Sciences	Universiteit van Amsterdam (58)
Germany	EU	303	Friederici, Angela D.	Max Planck Institute for Human Cognitive	797	4.668	98	Experimental Psychology	Ludwig-Maximilians-Universität München (13)
Sweden	EU	106	Bulik, Cynthia Marie	Karolinska Institutet	7,088	4.238	91	Clinical Psychology	Göteborgs Universitet (19)
Italy	EU	105	Gallese, Vittorio	Università di Parma	1,453	4.567	77	Experimental Psychology	European University Institute, San Domenico di Fiesole (16)
Belgium	EU	101	Brysbaert, Marc	Universiteit Gent	4,744	4.327	72	Experimental Psychology	KU Leuven (38)
Norway	-	87	Deci, Edward L.	University of South-Eastern Norway	231	4.897	98	Social Psychology	Universitetet i Oslo (29)
France	EU	76	Dehaene, Stanislas	Collège de France	278	4.866	132	Experimental Psychology	Institut Jean Nicod (4)
Finland	EU	72	Runco, Mark A.	Aalto University	6,060	4.272	56	Social Psychology	Helsingin Yliopisto (24)
Spain	EU	69	Dijk van, Teun A.	Centre of Discourse Studies	4,347	4.345	39	Languages & Linguistics	Universitat de Barcelona (6)
Switzerland	-	66	Oberauer, Klaus	Universität Zürich	5,879	4.279	63	Experimental Psychology	Universität Zürich (19)
Denmark	EU	58	Hjørland, Birger	Københavns Universitet	24,041	3.926	34	Information & Library Sciences	Københavns Universitet (20)
Austria	EU	47	Wodak, Ruth	Central European University	8,207	4.204	50	Languages & Linguistics	Universität Wien (21)
Ireland	EU	32	Biesta, Gert J.J.	Maynooth University	3,298	4.404	57	Education	University College Dublin (9)
Turkey	-	14	Faist, Thomas	Middle East Technical University (METU)	30,881	3.855	31	Sociology	Koç Üniversitesi (3)
Greece	EU	12	Papadakis, Stamatios J.	University of Crete	56,885	3.667	39	Education	University of Thessaly (4)
Poland	EU	12	Poesen, Jean W.A.	Uniwersytet Marii Curie-Sklodowskiej w L	3,335	4.401	106	Geography	SWPS Uniwersytet Humanistycznospołeczny (2)
Hungary	EU	10	Miklósi, Ádám	MTA-ELTE Comparative Ethology Research G	23,482	3.932	62	Behavioral Science & Comparati	Eötvös Loránd Tudományegyetem (3)
Cyprus	EU	8	Fanti, Kostas A.	University of Cyprus	108,458	3.442	34	Developmental & Child Psycholo	University of Cyprus (6)
Portugal	EU	8	Bakermans-Kranenburg, Marian J.	ISPA - Instituto Universitário	17,079	4.019	87	Developmental & Child Psycholo	ISPA - Instituto Universitário (2)
Estonia	EU	6	Allik, Jüri	Tartu Ülikool	40,520	3.773	54	Social Psychology	Tallinna Ülikool (3)
Romania	EU	4	Lăzăroiu, George	Universitatea Spiru Haret	68,739	3.604	40	Business & Management	International Institute for the Advanced Studies of Psychotherapy and Applied Mental Health (1)
Czechia	EU	3	Klimova, Blanka Frydrychová	Univerzita Hradec Králové	76,828	3.566	30	Education	Filozofická Fakulta Univerzita Karlova (1)
Iceland	-	3	Kristjánsson, Árni Kjalar	Haskoli Islands	77,355	3.563	35	Experimental Psychology	Haskoli Islands (2)
Russia	-	3	Ardila, Alfredo E.	Sechenov First Moscow State Medical Univ	14,544	4.062	49	Experimental Psychology	HSE University (1)
Croatia	EU	2	Štulhofer, Aleksandar	University of Zagreb, Faculty of Humanit	135,146	3.359	31	Public Health	Tehničko Veleučilište u Zagrebu (1)
Lithuania	EU	2	Jorgenson, Andrew K.	Vilniaus Universitetas	19,415	3.984	47	Sociology	Vilniaus Universitetas (2)
Slovakia	EU	2	Švolík, Milan W.	Slovak University of Technology in Brati	87,957	3.519	16	Political Science & Public Adm	Institute of Zoology Slovak Academy of Sciences (1)
Azerbaijan	-	1	Endsley, Mica R.	SA Technologies	4,069	4.358	42	Human Factors	SA Technologies (1)
Malta	EU	1	Baldacchino, Godfrey	L-Università ta' Malta	63,720	3.630	27	Geography	L-Università ta' Malta (1)
Ukraine	-	1	Kuzio, Taras	National University of Kyiv-Mohyla Acade	73,784	3.580	24	Political Science & Public Adm	National University of Kyiv-Mohyla Academy (1)
Albania	-	0	-	-	-	-	-	-	-
Andorra	-	0	-	-	-	-	-	-	-

Country	EU	Listed	Best-ranked scientist	Institution	Rank (ns)	c-score	h24	Subfield	Leading institution (n listed)
Armenia	-	0	-	-	-	-	-	-	-
Belarus	-	0	-	-	-	-	-	-	-
Bosnia and Herzegovina	-	0	-	-	-	-	-	-	-
Bulgaria	EU	0	-	-	-	-	-	-	-
Georgia	-	0	-	-	-	-	-	-	-
Kosovo	-	0	-	-	-	-	-	-	-
Latvia	EU	0	-	-	-	-	-	-	-
Liechtenstein	-	0	-	-	-	-	-	-	-
Luxembourg	EU	0	-	-	-	-	-	-	-
Moldova	-	0	-	-	-	-	-	-	-
Monaco	-	0	-	-	-	-	-	-	-
Montenegro	-	0	-	-	-	-	-	-	-
North Macedonia	-	0	-	-	-	-	-	-	-
San Marino	-	0	-	-	-	-	-	-	-
Serbia	-	0	-	-	-	-	-	-	-
Slovenia	EU	0	-	-	-	-	-	-	-

Source: Ioannidis (2025), August 2025 update (v8), career-long list, fields Social Sciences, Psychology & Cognitive Sciences, Communication & Textual Studies. '-' = no scientist of the country in those fields.

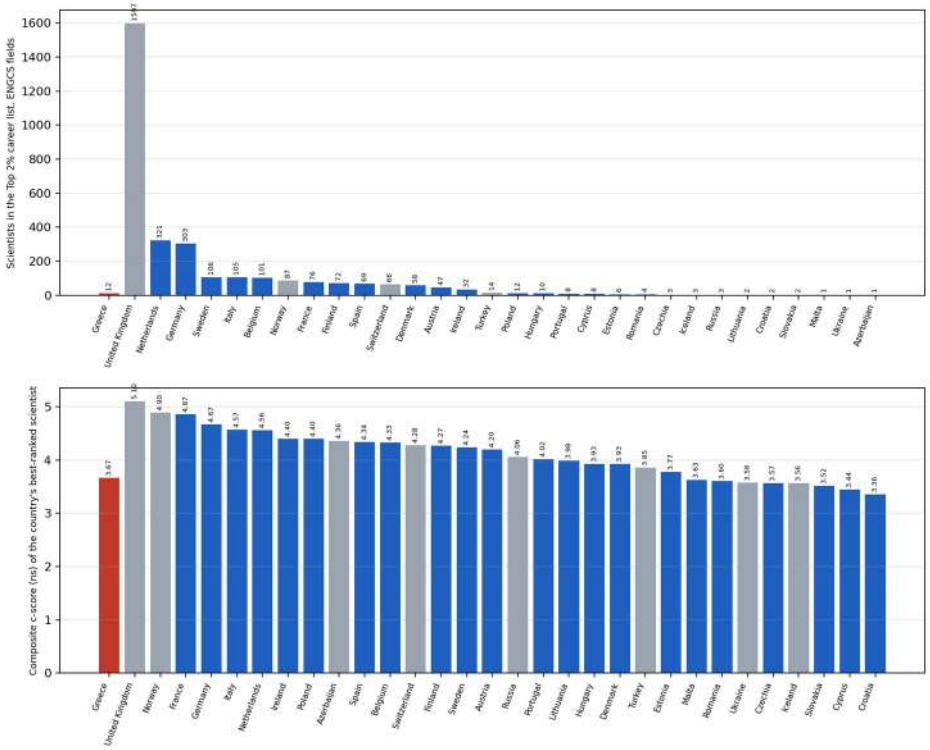

Figure 30. Top 2% career list, social-science, psychology and communication fields: scientists listed per European country (top) and the composite c-score of each country's best-ranked scientist (bottom).

Figure 31 expresses the same comparison as distances from Greece, in the units of the system's own metric: for every country the c-score of its best scientist minus the Greek value, Greece at zero. 22 countries' best scientists score above Greece's best (3.67) and 8 below.

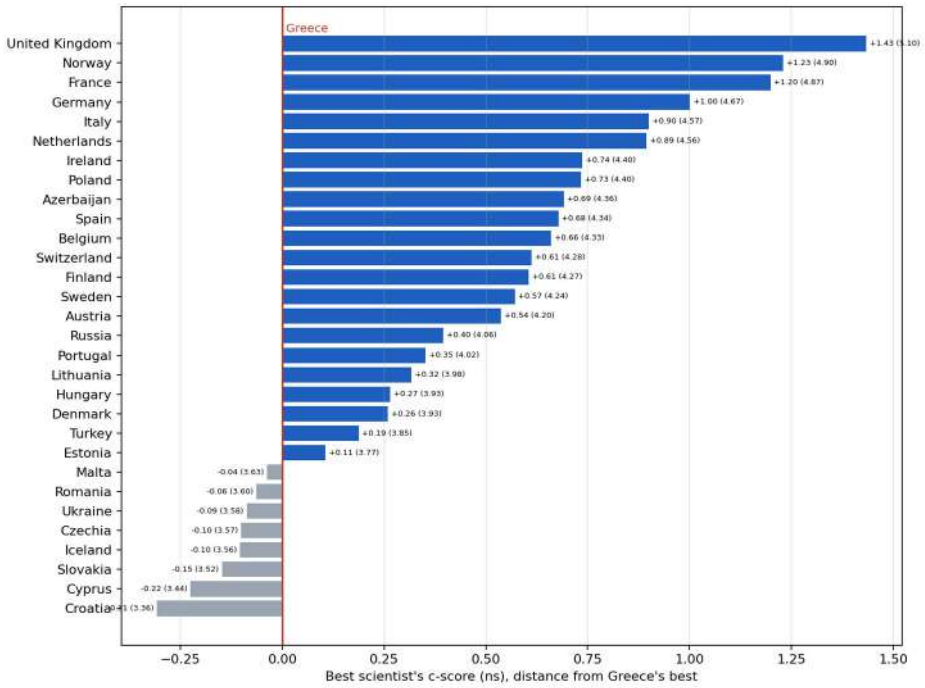

Figure 31. Distance of each country's best-ranked scientist from Greece's, on the Top 2% composite c-score (ns), social-science, psychology and communication fields. Greece at zero; blue = above Greece, orange = below.

6. Discussion

6A. Altanopoulou, Dontsidou & Tselios (2012) ranking methodology

Three properties of the author-level design are confirmed on the new sources and window. First, dispersion: within each multi-department area the mean 2012-2025 h of departments differs by a factor of 1.1 in Law, 2.9 in Political science and public administration, 11.3 in Sociology, social policy, social work and anthropology, 1.6 in Psychology, 3.8 in Communication and media studies, the same order of magnitude as the spreads the design has produced in every field where it has been applied. Second, the public-reporting variable keeps its sign in 5 of the 6 testable areas on the 2026 operationalisation and is significant in 2 (Section 5A.4). Third, the design is inherently individual: the department means of Table 4 are driven by a minority of members - across the areas the top decile of academics accounts for 62% of all 2012-2025 citations - which is why the individual ranking of Section 5A.5 is a disaggregation rather than a new measurement. The lifetime run (Tables 4l-4v) reproduces the exact 2012 design and yields higher levels with a similar ordering, and the two open sources reproduce the ordering of the departments, though not of individuals, to a similar degree (Section 5C).

6B. Koukoutsidis (2022) ranking methodology

The department-level design again shows its two indicators disagreeing systematically: citations per member rewards small, loosely co-authoring departments and citations per paper does not; across the 36 departments evaluated under both designs the two design-B indicators correlate with the design-A mean h at rho = 0.92 and 0.76 respectively. The binding constraint of the 2022 study - the identifier roster - was the binding constraint here too: 475 of the 854 members have no public Google Scholar profile and 25 are matched at low confidence, groups whose size varies widely across areas and departments, so the matched share itself is reported per department throughout. Design B absorbs this constraint by construction: every TRS member counts in the denominator, so a department cannot improve its position by the invisibility of its members.

6C. Joint discussion: the two designs, the three sources and the global ranking systems

Across the 36 departments evaluated under both designs, the Spearman correlation between the design-A mean h and the design-B citations per member is 0.92 and between mean h and citations per paper 0.76. The designs agree on the extremes and disagree in the middle, where the union rule of design B (which discounts intra-departmental co-authorship) and the mean rule of design A (which weights every member equally, but only the matched ones) pull in different directions - and in this field the matched share itself varies across departments, a third source of divergence; in psychology and communication studies multi-authored international papers add a fourth, since a single such article enters every co-authoring member's record. The result sharpens the conclusion of both original studies: a department's rank in the Greek law, political and social sciences is as much a property of the instrument as of the department, and a defensible assessment needs both designs and the individual distributions behind the departmental means, which this chapter makes available for every evaluated faculty member.

The remaining layers bound and situate this two-design result rather than alter it. The departmental orderings survive the change of instrument: the mean 2012-2025 h per department under Google Scholar correlates with the OpenAlex ordering at rho = 0.81 and with the Semantic Scholar ordering at rho = 0.49 (Section 5C), while individual positions move considerably more, which is why the complete per-member layer of Section 5E reports the three sources side by side. The two global ranking systems reach only the top of that layer - 3 members in the Top 2% career list and 4 in the Research.com Greece rankings, with an overlap of 1 (Sections 5D and 5F) - the Research.com side being structurally thin because only three of its Greek discipline lists touch these areas at all. The Europe-wide comparison places this in proportion: Greece stands 16th of 31 European countries on the number of listed scientists in the social-science, psychology and communication fields and 23rd on the c-score of its best-ranked scientist (Section 5G).

7. Conclusions

7A. Altanopoulou, Dontsidou & Tselios (2012) ranking methodology

The 2012 design remains executable in 2026 with two substantive adaptations - an explicit publication window and a public research profile in place of website reporting - and one retrieval substitution. No author-level baseline exists for these departments, so Section 5A stands as the design's first application to the Greek law, political and social sciences; the 2012-2025 execution covers the tenured faculty of the whole scope, and its natural extension, the ranking of every academic within department, university, area and nation-wide, is delivered.

7B. Koukoutsidis (2022) ranking methodology

The 2022 design is executed for law, political and social sciences for 2012-2025 on an open source with a reconstructed identifier roster, with both of its rankings and figures, and its own 2017-2021 panel is reproduced as the baseline (Section 5B.1). Once the roster exists, annual updates are cheap - the original author's main policy argument - and the 2022 funding regulation has made them pressing for Greek universities.

7C. Overall conclusion

Both designs point to the same facts - large dispersion between same-discipline departments and instrument-dependent rankings - and their individual extensions show where the departmental means come from. Executing design A on its original instrument and both designs on two open sources limits numerical comparability across instruments but makes the whole exercise reproducible, which neither original could offer; the agreement among Google Scholar, OpenAlex and Semantic Scholar at department level shows that the departmental orderings, unlike the levels and the individual positions, are not an artefact of the source chosen - a check that matters most in precisely this field, where Google Scholar adoption is a minority practice and Semantic Scholar, not Google Scholar, attains the widest coverage of the roster.

Beyond the two replicated designs, the chapter delivers the layers a complete bibliometric assessment of these disciplines needs: the same rankings under two further sources (Section 5C and Appendices C-D), the complete per-faculty-member results with the three sources side by side (Section 5E), the position of every member found in two global ranking systems (Sections 5D and 5F), and the standing of the best Greek scientist and institution against every European country (Section 5G). Read together, these layers give a consistent picture - departmental orderings that are robust to the instrument, individual positions that are not, a substantial top layer in the Top 2% career list, and a mid-field standing in Europe - which any funding or evaluation exercise built on bibliometrics for these departments will have to accommodate.

8. Research integrity, limitations, data availability and reproducibility

- Every number in Table 3 is taken from the cited published source (Pitsolanti, Papadopoulou & Tselios, 2018) and every number in Table 10 from Koukoutsidis (2022, Appendix B).
- Limitations. (i) Coverage: Google Scholar values exist only for members who maintain a public profile; OpenAlex and Semantic Scholar values depend on each database’s own author disambiguation. Every table names its source and the number of members it covers. (ii) The roster reflects the department websites of late August 2026, which lag appointments and retirements. (iii) Attribution: common Greek surnames and research-institute co-affiliations complicate matching; every match carries a confidence flag and Appendix B lists every member whose attribution is not high-confidence. (iv) Field norms: citation cultures differ sharply across this volume's own areas - multi-authored international papers in psychology and communication studies against the low-citation norms of sociology and law - so no number is comparable across areas or volumes, only within an area.
- Individual-level results concern public professional output and are reported with the same granularity as the global ranking systems. The two original studies reported department aggregates only; the individual extension is this chapter's, and every individual value is traceable to the member's own public profile or to the open bibliographic graphs.
- Companion files: the three results workbooks (Google Scholar; OpenAlex; Semantic Scholar), roster.csv, the department inventory, the design-B baseline table, the per-member CSVs with all ranks, the external-rankings extracts and the Europe country table can be obtained per field on request through greekacademicrankings.com/data-request. Access is free and granted to a named recipient for research use: each request is read individually, and an approved requester receives a single-use download link for the field or fields granted. The bundle is the machine-readable form of every table in this chapter, with a README stating contents, provenance and licence terms. The raw harvest records and the harvesting and analysis pipeline are held privately and licensed case by case, to institutions and researchers with a specific replication or methodological purpose. All data, code and text are the responsibility of the author.

References

Altanopoulou, P., Dontsidou, M., & Tselios, N. (2012). Evaluation of ninety-three major Greek university departments using Google Scholar. Quality in Higher Education, 18(1), 111-137.

Aria, M., & Cuccurullo, C. (2017). bibliometrix: An R-tool for comprehensive science mapping analysis. Journal of Informetrics, 11(4), 959-975.

Bartneck, C., & Kokkelmans, S. (2011). Detecting h-index manipulation through self-citation analysis. Scientometrics, 87(1), 85-98.

Batista, P. D., Campiteli, M. G., Kinouchi, O., & Martinez, A. S. (2006). Is it possible to compare researchers with different scientific interests? Scientometrics, 68(1), 179-189.

Egghe, L. (2006). Theory and practise of the g-index. Scientometrics, 69(1), 131-152.

Glänzel, W. (2006). On the opportunities and limitations of the H-index. Science Focus, 1(1), 10-11.

Harzing, A.-W. (2008). Google Scholar: a new data source for citation analysis. harzing.com.

Harzing, A.-W., & Alakangas, S. (2016). Google Scholar, Scopus and the Web of Science: a longitudinal and cross-disciplinary comparison. Scientometrics, 106(2), 787-804.

Hellenic Republic (2022). Definition of criteria, quality indicators and achievements for the distribution of the annual subsidisation of higher education institutions. Official Journal B 3131/20.06.2022.

Hirsch, J. E. (2005). An index to quantify an individual's scientific research output. PNAS, 102(46), 16569-16572.

Ioannidis, J. P. A. (2025). August 2025 data-update for 'Updated science-wide author databases of standardized citation indicators'. Elsevier Data Repository, V8. doi:10.17632/btchxktzyw.8.

Ioannidis, J. P. A., Baas, J., Klavans, R., & Boyack, K. W. (2019). A standardized citation metrics author database annotated for scientific field. PLoS Biology, 17(8), e3000384.

Jacso, P. (2005). Google Scholar: the pros and the cons. Online Information Review, 29(2), 208-214.

Jacso, P. (2006). Deflated, inflated, and phantom citation counts. Online Information Review, 30(3), 297-309.

Kinney, R., et al. (2023). The Semantic Scholar Open Data Platform. arXiv:2301.10140.

Kotsemir, M., & Shashnov, S. (2017). Measuring, analysis and visualization of research capacity of university at the level of departments and staff members. Scientometrics, 112(3), 1659-1689.

Koukoutsidis, I. (2022). Department-level comparison of universities' scientific output: A bibliometric study of Greek universities. arXiv:2212.12032.

Krampen, G. (2008). The evaluation of university departments and their scientists. Scientometrics, 76(1), 3-21.

Mann, H. B., & Whitney, D. R. (1947). On a test of whether one of two random variables is stochastically larger than the other. Annals of Mathematical Statistics, 18(1), 50-60.

Martín-Martín, A., Orduna-Malea, E., Thelwall, M., & Delgado López-Cózar, E. (2018). Google Scholar, Web of Science, and Scopus: A systematic comparison of citations in 252 subject categories. Journal of Informetrics, 12(4), 1160-1177.

Martín-Martín, A., Thelwall, M., Orduna-Malea, E., & Delgado López-Cózar, E. (2021). Google Scholar, Microsoft Academic, Scopus, Dimensions, Web of Science, and OpenCitations' COCI: a multidisciplinary comparison of coverage via citations. Scientometrics, 126(1), 871-906.

Pitsolanti, M., Papadopoulou, F., & Tselios, N. (2018). A scientometric evaluation of 50 Greek science and engineering university departments using Google Scholar. Journal of Scientometric Research, 7(1), 9-18.

Priem, J., Piwowar, H., & Orr, R. (2022). OpenAlex: A fully-open index of scholarly works, authors, venues, institutions, and concepts. arXiv:2205.01833.

Research.com (2026). Best Scientists rankings by discipline and country (Greece), 2026 edition. research.com/scientists-rankings.

Rose, M. E., & Kitchin, J. R. (2019). pybliometrics: Scriptable bibliometrics using a Python interface to Scopus. SoftwareX, 10, 100263.

Schreiber, M. (2007). Self-citation corrections for the Hirsch index. EPL, 78(3), 30002.

Tselios, N., & Altanopoulou, P. (2011). Evaluation of Greek education university departments using Google Scholar's h index. 2nd Panhellenic Conference on ICT in Education, Patras, 867-876 [in Greek].

Vanclay, J. K. (2007). On the robustness of the h-index. JASIST, 58(10), 1547-1550.

Zimmermann, C. (2013). Academic rankings with RePEc. Econometrics, 1(3), 249-280.

** Corresponding author. This chapter is part of the series "Academic Rankings of Greek University Departments and their Faculty" (v2026.1). Field volume 6 of 7: Law, Political & Social Sciences.*

Appendices

Appendix A. Department inventory and roster sources (2026)

Univ.	Department (2026 name)	Area	TRS 2026	Roster source (26-30 Aug 2026)
AUTH	School of Law	LAW	70	https://www.auth.gr/search-people/ (unit=Νομικής, faculty, c
DUTH	Department of Law	LAW	56	https://law.duth.gr/prosopiko/dep-2/
NKUA	School of Law	LAW	105	https://www.law.uoa.gr/prosopiko/didaskontes_ana_tomea
AUTH	School of Political Sciences	POL	20	https://www.auth.gr/search-people/ (unit=Πολιτικών Επιστημών
DUTH	Department of Political Science	POL	1	https://polsci.duth.gr/cv/gsiakas/
NKUA	Department of Political Science and Public Administration	POL	31	https://www.pspa.uoa.gr/anthropino_dynamiko/didaktiko_kai_er
Panteion	Department of Political Science and History	POL	31	https://polhist.panteion.gr/index.php?option=com_content&vie
UoC	Department of Political Science	POL	30	https://political.soc.uoc.gr/?page_id=225
UoP	Department of Political Science and International Relations	POL	19	https://pedis.uop.gr/department-staff
DUTH	Department of Social Policy	SOC	10	https://sp.duth.gr/%cf%80%cf%81%ce%bf%cf%83%cf%89%cf%80%ce%b
DUTH	Department of Social Work	SOC	15	https://sw.duth.gr/genika/prosopiko/meli-dep/chatzifotiou-se
HMU	Department of Social Work	SOC	19	https://sw.hmu.gr/prosopiko/dep/
NKUA	Department of Sociology	SOC	4	https://www.soc.uoa.gr/tmima/anthropino-dynamiko/didaktiko-e
Panteion	Department of Social Anthropology	SOC	15	https://www.panteion.gr/faculty/angelidou-aliki/
Panteion	Department of Social Policy	SOC	20	https://socialpolicy.panteion.gr/people
Panteion	Department of Sociology	SOC	27	https://sociology.panteion.gr/index.php/el/prosopiko/2016-06
UAegean	Department of Social Anthropology and History	SOC	19	https://sah.aegean.gr/prosopiko/teaching-and-research-staff-
UAegean	Department of Sociology	SOC	17	https://soc.aegean.gr/didaktiko-kai-erevnitiko-prosopiko/
UNIWA	Department of Social Work	SOC	18	https://sw.uniwa.gr/profiles/faculty/
UPatras	Department of Education and Social Work	SOC	22	https://www.edu-sw.upatras.gr/meli-dep/
UThessaly	Department of History, Archaeology and Social Anthropology	SOC	21	https://ha.uth.gr/index.php?page=faculty
UoC	Department of Sociology	SOC	24	https://sociology.soc.uoc.gr/anthropino-dynamiko/meli-dep/
UoM	Department of Educational and Social Policy	SOC	18	https://www.uom.gr/esp/akadhmaiko-prosopiko
AUTH	School of Psychology	PSY	22	https://www.auth.gr/search-people/ (unit=Ψυχολογίας, faculty
DUTH	Department of Psychology	PSY	5	https://psy.duth.gr/%ce%bc%ce%ad%ce%bb%ce%b7-%cf%80%cf%81%ce
NKUA	Department of Psychology	PSY	19	https://www.psych.uoa.gr/faculty
Panteion	Department of Psychology	PSY	14	https://www.panteion.gr/faculty/alexias-georgios/
UoC	Department of Psychology	PSY	27	https://www.psychology.uoc.gr/prosopiko/meli-dep/
UoI	Department of Psychology	PSY	14	https://psychology.uoi.gr/prosopiko/meli-dep/
UoWM	Department of Psychology	PSY	2	https://psy.uowm.gr/didaktiko-erevnitiko-prosopiko-d-e-p/
AUTH	School of Journalism and Mass Media Studies	MEDIA	19	https://www.auth.gr/search-people/ (unit=Δημοσιογραφίας, fac
IONIO	Department of Digital Media and Communication	MEDIA	10	https://dmc.ionio.gr/gr/staff/professors/
NKUA	Department of Communication and Media Studies	MEDIA	22	https://www.media.uoa.gr/anthropino_dynamiko/meli_dep
Panteion	Department of Communication, Media and Culture	MEDIA	19	https://cmc.panteion.gr/teaching-staff/meli-dep-edip
UAegean	Department of Cultural Technology and Communication	MEDIA	22	https://ct.aegean.gr/staff-profile/?dept=dep&member=aivaliot
UThessaly	Department of Culture, Creative Media and Industries	MEDIA	4	https://www.uth.gr/node/300
UoWM	Department of Communication and Digital Media	MEDIA	15	https://cdm.uowm.gr/meli-dep/
Panteion	Department of International, European and Area Studies	IR	28	https://deps.panteion.gr/?page_id=77904
UoP	Department of Social and Education Policy	SOC	(20)	capture pending (Section 8)

Appendix B. Attribution audit: match confidence and unmatched members

Google Scholar: of the 854 roster members, 338 hold a public profile verified at their university, 16 a profile with a full-name match at another Greek address or without a verified address, 25 an initial-form profile only, and 475 no public profile. OpenAlex: 297 / 0 / 0 matched at the three confidence levels, 395 unmatched. Semantic Scholar: 130 / 320 / 238, 166 unmatched. Table B1 lists every member whose Google Scholar attribution is unmatched, low or medium, with the member's status in the two open sources.

Table B1. Members whose Google Scholar attribution is unmatched, low or medium (516 members), with their status in OpenAlex and Semantic Scholar.

Univ.	Department	Member	Grade	GS conf.	OA conf.	S2 conf.
AUTH	School of Journalism and Mass Media Studies	Fragkonikolopoulos Christos	Prof.	unmatched	high	medium
AUTH	School of Journalism and Mass Media Studies	Kalliris Georgios	Prof.	unmatched	unmatched	high
AUTH	School of Journalism and Mass Media Studies	Kenterelidou Kleio	Asst.	unmatched	unmatched	high
AUTH	School of Journalism and Mass Media Studies	Lyvanios Dimitrios	Asst.	unmatched	unmatched	high
AUTH	School of Journalism and Mass Media Studies	Panagiotou Nikolaos	Prof.	unmatched	high	medium
AUTH	School of Journalism and Mass Media Studies	Paschalidis Grigorios	Prof.	unmatched	unmatched	high
AUTH	School of Journalism and Mass Media Studies	Skamnakis Antonios	Prof.	unmatched	unmatched	high
AUTH	School of Journalism and Mass Media Studies	Tsingilis Nikolaos	Prof.	low	high	high
AUTH	School of Journalism and Mass Media Studies	Ververopoulou Zoi	Assoc.	unmatched	high	medium
AUTH	School of Law	Apalagaki Charikleia	Prof.	unmatched	unmatched	high
AUTH	School of Law	Arvanitakis Paraskevas	Prof.	unmatched	unmatched	low
AUTH	School of Law	Bechlivanis Achilleas	Assoc.	unmatched	unmatched	high
AUTH	School of Law	Chatzikostas Konstantinos	Asst.	unmatched	unmatched	high
AUTH	School of Law	Chrysogonos Konstantinos	Prof.	low	unmatched	medium
AUTH	School of Law	Despotidou Anna	Asst.	unmatched	high	high
AUTH	School of Law	Diamantopoulos Georgios	Prof.	medium	high	medium
AUTH	School of Law	Elevtheriadis Nikolaos	Assoc.	unmatched	unmatched	unmatched
AUTH	School of Law	Fountedaki Aikaterini	Prof.	unmatched	high	high
AUTH	School of Law	Georgaki Konstantina	Asst.	unmatched	unmatched	high

Univ.	Department	Member	Grade	GS conf.	OA conf.	S2 conf.
AUTH	School of Law	Georgiadis Georgios Alexandros	Asst.	unmatched	high	high
AUTH	School of Law	Giovannopoulos Rigas	Assoc.	unmatched	high	low
AUTH	School of Law	Gklavinis Panagiotis	Prof.	unmatched	unmatched	medium
AUTH	School of Law	Gogos Konstantinos	Prof.	medium	unmatched	low
AUTH	School of Law	Goulas Dimitrios	Asst.	unmatched	high	medium
AUTH	School of Law	Grigoriadis Lazaros	Asst.	unmatched	high	medium
AUTH	School of Law	Inglezakis Ioannis	Prof.	unmatched	high	high
AUTH	School of Law	Kaidatzis Akritas	Assoc.	unmatched	high	medium
AUTH	School of Law	Karameros Stefanos	Asst.	unmatched	high	high
AUTH	School of Law	Karavokyris Georgios	Assoc.	unmatched	unmatched	medium
AUTH	School of Law	Klavanidou Despoina	Prof.	unmatched	unmatched	unmatched
AUTH	School of Law	Kosmidis Timoleon	Assoc.	unmatched	unmatched	unmatched
AUTH	School of Law	Kotronis Sotirios	Asst.	unmatched	unmatched	high
AUTH	School of Law	Koumanis Stamatis	Asst.	unmatched	unmatched	unmatched
AUTH	School of Law	Kourtis Vasileios	Assoc.	unmatched	unmatched	high
AUTH	School of Law	Ktenidis Iosif	Prof.	unmatched	unmatched	unmatched
AUTH	School of Law	Kyriazis Dimitrios Vasileios	Asst.	unmatched	high	low
AUTH	School of Law	Kyriazopoulos Kyriakos	Asst.	unmatched	unmatched	low
AUTH	School of Law	Lentzis Dimosthenis	Assoc.	unmatched	high	medium
AUTH	School of Law	Liarmakopoulos Alexandros	Asst.	unmatched	unmatched	low
AUTH	School of Law	Mantzoufas Panagiotis	Prof.	unmatched	unmatched	unmatched
AUTH	School of Law	Mathioudakis Iakovos	Assoc.	unmatched	unmatched	low
AUTH	School of Law	Naziris Ioannis	Asst.	unmatched	unmatched	low
AUTH	School of Law	Nouskalis Georgios	Asst.	unmatched	high	low
AUTH	School of Law	Pantazopoulos Petros	Asst.	unmatched	unmatched	medium
AUTH	School of Law	Papadopoulos Ioannis	Asst.	unmatched	high	medium
AUTH	School of Law	Papadopoulou Anthoula	Prof.	unmatched	unmatched	high
AUTH	School of Law	Papadopoulou Triantafyllia	Prof.	low	high	high
AUTH	School of Law	Papakyriakou Theodoros	Prof.	unmatched	unmatched	low
AUTH	School of Law	Pergantis Vasileios	Assoc.	unmatched	unmatched	medium
AUTH	School of Law	Pikramenos Michail	Prof.	unmatched	high	unmatched
AUTH	School of Law	Podimata Evangelia	Prof.	unmatched	unmatched	high
AUTH	School of Law	Prevedourou Evgenia	Prof.	unmatched	unmatched	high
AUTH	School of Law	Psaroudakis Georgios	Prof.	unmatched	high	medium
AUTH	School of Law	Roussis Dimitrios	Asst.	unmatched	unmatched	medium
AUTH	School of Law	Sarigiannidis Miltiadis	Assoc.	unmatched	high	high
AUTH	School of Law	Savvaidou Aikaterini	Assoc.	unmatched	high	low
AUTH	School of Law	Sideris Dimitrios	Asst.	unmatched	unmatched	medium
AUTH	School of Law	Takis Andreas	Assoc.	unmatched	unmatched	low
AUTH	School of Law	Tasikas Apostolos	Asst.	unmatched	unmatched	unmatched
AUTH	School of Law	Tellis Nikolaos	Prof.	unmatched	unmatched	low
AUTH	School of Law	Tsaousi Aspasia	Prof.	unmatched	high	low
AUTH	School of Law	Tziva Evmorfia	Prof.	unmatched	unmatched	medium
AUTH	School of Law	Valtoudis Anastasios	Prof.	unmatched	unmatched	high
AUTH	School of Law	Vlachos Konstantinos	Asst.	unmatched	unmatched	medium
AUTH	School of Law	Zachariadis Athanasios	Assoc.	unmatched	unmatched	low
AUTH	School of Law	Zerdelis Dimitrios	Prof.	unmatched	unmatched	high
AUTH	School of Law	Zervogianni Eleni	Assoc.	unmatched	high	medium
AUTH	School of Political Sciences	Andreou Georgios	Assoc.	low	high	low
AUTH	School of Political Sciences	Chatzipantelis Theodoros	Prof.	unmatched	high	medium
AUTH	School of Political Sciences	Giakoulas Dimitrios	Asst.	low	high	medium
AUTH	School of Political Sciences	Grammatikopoulou Evgenia-CHristina	Asst.	medium	high	medium
AUTH	School of Political Sciences	Katsampekis Georgios	Asst.	unmatched	unmatched	medium
AUTH	School of Political Sciences	Kavoulakos Karolos-Iosif	Assoc.	unmatched	high	medium
AUTH	School of Political Sciences	Marketos Spyridon	Asst.	unmatched	unmatched	low
AUTH	School of Political Sciences	Paionidis Filimon	Prof.	unmatched	high	high
AUTH	School of Political Sciences	Papageorgiou Ioannis	Prof.	unmatched	high	medium
AUTH	School of Political Sciences	Papastathis Konstantinos	Assoc.	unmatched	high	medium
AUTH	School of Political Sciences	Rotzokos Nikolaos	Assoc.	unmatched	unmatched	high
AUTH	School of Political Sciences	Sevastakis Nikolaos	Prof.	unmatched	unmatched	unmatched
AUTH	School of Political Sciences	Stavrakakis Ioannis	Prof.	unmatched	high	medium
AUTH	School of Political Sciences	Stylianou Aristotelis	Prof.	unmatched	unmatched	low
AUTH	School of Political Sciences	Vernardakis Christoforos	Asst.	unmatched	high	medium
AUTH	School of Psychology	Athanasiadou Christina	Prof.	unmatched	high	medium
AUTH	School of Psychology	Fingou Evangelia	Prof.	unmatched	unmatched	unmatched
AUTH	School of Psychology	Georgaka Evgenia	Prof.	unmatched	unmatched	low
AUTH	School of Psychology	Kosmidou Maria-Eleni	Prof.	unmatched	high	medium
AUTH	School of Psychology	Moraitou Despoina	Prof.	low	unmatched	medium
DUTH	Department of Law	Adampas Vasileios	Asst.	unmatched	unmatched	high
DUTH	Department of Law	Antonopoulos Konstantinos	Prof.	unmatched	unmatched	medium
DUTH	Department of Law	Apostolidis Nikolaos	Asst.	unmatched	unmatched	low
DUTH	Department of Law	Apostolidou Anna	Asst.	medium	high	medium
DUTH	Department of Law	Argalias Panagiotis	Asst.	unmatched	unmatched	unmatched
DUTH	Department of Law	Avgitidis Dimitrios	Prof.	unmatched	unmatched	high
DUTH	Department of Law	Bampetas Georgios	Asst.	unmatched	unmatched	unmatched
DUTH	Department of Law	Bampiniotis Dimitrios	Assoc.	unmatched	unmatched	unmatched
DUTH	Department of Law	Chatziioannou Vasileios Chatziioannou Vasileios	Assoc.	unmatched	high	medium
DUTH	Department of Law	Chelidonis Apostolos	Prof.	unmatched	high	high

Univ.	Department	Member	Grade	GS conf.	OA conf.	S2 conf.
DUTH	Department of Law	Christoforidou Styliani	Asst.	unmatched	unmatched	medium
DUTH	Department of Law	Daniil Georgios	Asst.	medium	unmatched	medium
DUTH	Department of Law	Delios Athanasios	Assoc.	unmatched	high	low
DUTH	Department of Law	Dervitsiotis Alkiviadis	Prof.	unmatched	unmatched	unmatched
DUTH	Department of Law	Detsaridis Christos	Assoc.	unmatched	unmatched	unmatched
DUTH	Department of Law	Dimitrainas Georgios	Assoc.	unmatched	unmatched	unmatched
DUTH	Department of Law	Filios Christos	Prof.	unmatched	unmatched	low
DUTH	Department of Law	Fragkou Roxani	Asst.	unmatched	unmatched	medium
DUTH	Department of Law	Giannopoulos Panagiotis	Prof.	medium	unmatched	medium
DUTH	Department of Law	Giouni Marika	Prof.	unmatched	unmatched	unmatched
DUTH	Department of Law	Karagkounidis Apostolos	Prof.	unmatched	unmatched	unmatched
DUTH	Department of Law	Kastrisios Elevtherios	Asst.	unmatched	unmatched	low
DUTH	Department of Law	Katsas Theodoros	Assoc.	unmatched	unmatched	medium
DUTH	Department of Law	Kitsaras Lampros	Prof.	unmatched	unmatched	unmatched
DUTH	Department of Law	Kolotouros Panagiotis	Prof.	unmatched	unmatched	unmatched
DUTH	Department of Law	Koros Dimitrios-Lazaros	Asst.	unmatched	unmatched	medium
DUTH	Department of Law	Kosmatos Konstantinos	Assoc.	unmatched	unmatched	medium
DUTH	Department of Law	Koutnatzis Stylianos-Ioannis	Lect.	unmatched	unmatched	medium
DUTH	Department of Law	Ktistakis Ioannis	Assoc.	unmatched	unmatched	medium
DUTH	Department of Law	Linaritis Ioannis	Asst.	unmatched	high	medium
DUTH	Department of Law	Manteniotou-Lyratzopoulou Kyriaki	Asst.	unmatched	unmatched	unmatched
DUTH	Department of Law	Mantzouranis Ioannis	Asst.	unmatched	unmatched	low
DUTH	Department of Law	Michiotis Dimitrios	Asst.	unmatched	unmatched	unmatched
DUTH	Department of Law	Pantelidou Kalliroi	Prof.	unmatched	unmatched	low
DUTH	Department of Law	Papageorgiou Michail	Asst.	unmatched	unmatched	high
DUTH	Department of Law	Papanikolaou Kyriakos	Lect.	unmatched	unmatched	low
DUTH	Department of Law	Paramythiotis Ioannis	Asst.	unmatched	unmatched	unmatched
DUTH	Department of Law	Peraki Virginia	Asst.	unmatched	unmatched	high
DUTH	Department of Law	Raikos Dimitrios	Prof.	unmatched	unmatched	medium
DUTH	Department of Law	Samios Thomas	Lect.	unmatched	unmatched	low
DUTH	Department of Law	Savvidis Nikolaos	Asst.	unmatched	unmatched	low
DUTH	Department of Law	Selekos Petros	Asst.	unmatched	unmatched	high
DUTH	Department of Law	Stamatiadis Dimitrios	Assoc.	unmatched	high	medium
DUTH	Department of Law	Stamatopoulos Stylianos	Prof.	unmatched	unmatched	unmatched
DUTH	Department of Law	Stavridou Sylvia	Assoc.	unmatched	high	low
DUTH	Department of Law	Symeonidis Dimitrios	Asst.	unmatched	unmatched	medium
DUTH	Department of Law	Theocharopoulou Eleni	Prof.	unmatched	unmatched	unmatched
DUTH	Department of Law	Theodosis Georgios	Assoc.	unmatched	unmatched	unmatched
DUTH	Department of Law	Triantafyllou Anastasios	Assoc.	unmatched	unmatched	high
DUTH	Department of Law	Tsantinis Spyros	Prof.	unmatched	unmatched	high
DUTH	Department of Law	Tsavdaridis Antonios	Lect.	unmatched	unmatched	unmatched
DUTH	Department of Law	Tsironas Athanasios	Assoc.	unmatched	unmatched	unmatched
DUTH	Department of Law	Vasileiadis Nikolaos	Asst.	unmatched	high	medium
DUTH	Department of Law	Xynopoulou Athina	Asst.	unmatched	unmatched	medium
DUTH	Department of Political Science	Siakas Georgios	Asst.	unmatched	high	medium
DUTH	Department of Psychology	Anasontzi Sofia	Asst.	unmatched	unmatched	medium
DUTH	Department of Psychology	Giannouli Vaitsa	Asst.	medium	high	medium
DUTH	Department of Social Policy	Gasparinatou Margarita	Asst.	unmatched	high	medium
DUTH	Department of Social Policy	Ioannidis Alexis	Prof.	unmatched	high	medium
DUTH	Department of Social Policy	Katrougkalos Georgios	Prof.	unmatched	unmatched	unmatched
DUTH	Department of Social Policy	Koulouris Nikolaos	Prof.	unmatched	high	unmatched
DUTH	Department of Social Policy	Sykas Theodosis	Asst.	unmatched	high	high
DUTH	Department of Social Work	Chatzifotiou Sevasti	Prof.	unmatched	high	medium
DUTH	Department of Social Work	Filippidis Georgios	Asst.	unmatched	high	low
DUTH	Department of Social Work	Karagkounis Vasilis	Assoc.	unmatched	unmatched	medium
DUTH	Department of Social Work	Katsiani Olga	Asst.	unmatched	unmatched	high
DUTH	Department of Social Work	Morfakidis Christos	Asst.	unmatched	unmatched	high
DUTH	Department of Social Work	Polyzos Nikolaos	Prof.	unmatched	high	medium
DUTH	Department of Social Work	Sermpos Sotiris	Prof.	unmatched	unmatched	unmatched
HMU	Department of Social Work	Gnostiko Antikeimeno: Koinoniki Psychologia	Asst.	unmatched	unmatched	unmatched
HMU	Department of Social Work	Irakleio Kritis	Asst.	unmatched	unmatched	unmatched
HMU	Department of Social Work	Kandylaki Agapi	Prof.	unmatched	unmatched	unmatched
HMU	Department of Social Work	Markakis Georgios	Prof.	unmatched	high	low
HMU	Department of Social Work	Mertzanidou Anait	Asst.	unmatched	unmatched	medium
HMU	Department of Social Work	Micheli Aikaterini	Asst.	unmatched	unmatched	low
HMU	Department of Social Work	Oikonomou Aikaterini	Asst.	unmatched	unmatched	medium
HMU	Department of Social Work	Prokopakis Emmanouil	Asst.	unmatched	unmatched	medium
HMU	Department of Social Work	Ratsika Nikoletta	Asst.	unmatched	high	low
HMU	Department of Social Work	Tmima Koinonikis Ergasias	Asst.	unmatched	unmatched	unmatched
IONIO	Department of Digital Media and Communication	Koumparelis Anargyros	Lect.	unmatched	unmatched	high
IONIO	Department of Digital Media and Communication	Petrakis Kostas	Lect.	unmatched	unmatched	low
NKUA	Department of Communication and Media Studies	Christakis Nikolas	Prof.	unmatched	high	low
NKUA	Department of Communication and Media Studies	Filokyprou Elli	Prof.	unmatched	unmatched	unmatched
NKUA	Department of Communication and Media Studies	Gkouskos Dimitris	Assoc.	unmatched	unmatched	low
NKUA	Department of Communication and Media Studies	Moschonas Spyros	Prof.	low	unmatched	medium
NKUA	Department of Communication and Media Studies	Panagiotopoulos Nikos	Prof.	unmatched	unmatched	high
NKUA	Department of Communication and Media Studies	Papadopoulou Lamprini	Asst.	unmatched	unmatched	high
NKUA	Department of Communication and Media Studies	Papanastasiou Nikos	Asst.	unmatched	high	medium

Univ.	Department	Member	Grade	GS conf.	OA conf.	S2 conf.
NKUA	Department of Communication and Media Studies	Pleios Giorgos	Prof.	low	unmatched	medium
NKUA	Department of Communication and Media Studies	Rigou Marina	Asst.	unmatched	high	high
NKUA	Department of Communication and Media Studies	Rigou Myrto	Prof.	unmatched	unmatched	medium
NKUA	Department of Communication and Media Studies	Stefani Eva	Prof.	unmatched	high	low
NKUA	Department of Political Science and Public Administration	Athanasopoulou Ekavi	Assoc.	unmatched	unmatched	medium
NKUA	Department of Political Science and Public Administration	Chlepas Nikolaos-komninos	Prof.	unmatched	unmatched	unmatched
NKUA	Department of Political Science and Public Administration	Chrysanthakis Charalampos	Prof.	unmatched	unmatched	unmatched
NKUA	Department of Political Science and Public Administration	Chrysochoou Dimitris N.	Prof.	unmatched	unmatched	high
NKUA	Department of Political Science and Public Administration	Epistimis Tomeas Politikis	Assoc.	unmatched	unmatched	unmatched
NKUA	Department of Political Science and Public Administration	Giakovaki Nasia	Asst.	unmatched	unmatched	unmatched
NKUA	Department of Political Science and Public Administration	Leledakis Kanakis	Asst.	medium	unmatched	low
NKUA	Department of Political Science and Public Administration	Lialiouti Tzeni	Asst.	unmatched	unmatched	unmatched
NKUA	Department of Political Science and Public Administration	Molyvas Grigorios	Prof.	unmatched	unmatched	unmatched
NKUA	Department of Political Science and Public Administration	Pravita Maria-il.	Asst.	unmatched	unmatched	medium
NKUA	Department of Political Science and Public Administration	Sotirelis Georgios	Prof.	unmatched	unmatched	unmatched
NKUA	Department of Political Science and Public Administration	Sotiropoulos Dimitrios A.	Prof.	unmatched	high	medium
NKUA	Department of Political Science and Public Administration	Tasopoulos Giannis A.	Prof.	unmatched	unmatched	low
NKUA	Department of Political Science and Public Administration	Theodoridis Georgios K.	Lect.	unmatched	high	low
NKUA	Department of Political Science and Public Administration	Tsakonas Panagiotis I.	Prof.	medium	high	low
NKUA	Department of Political Science and Public Administration	Tsirmpas Ioannis	Asst.	unmatched	unmatched	low
NKUA	Department of Political Science and Public Administration	Vrousalis Nikolas	Assoc.	unmatched	unmatched	low
NKUA	Department of Psychology	Aikaterini Gkari	Prof.	unmatched	unmatched	unmatched
NKUA	Department of Psychology	Aikaterini Lampropoulou	Assoc.	unmatched	high	medium
NKUA	Department of Psychology	Anthropino Dynamiko:	Asst.	unmatched	unmatched	unmatched
NKUA	Department of Psychology	Athina Xenikou	Asst.	unmatched	unmatched	unmatched
NKUA	Department of Psychology	Chrysi Chatzichristou	Prof.	unmatched	unmatched	medium
NKUA	Department of Psychology	Filia Isari	Prof.	unmatched	unmatched	low
NKUA	Department of Psychology	Foteini Polychroni	Prof.	unmatched	unmatched	unmatched
NKUA	Department of Psychology	Konstantinos Mylonas	Prof.	unmatched	high	medium
NKUA	Department of Psychology	Pilios-Dimitris Stavrou	Asst.	unmatched	high	medium
NKUA	Department of Psychology	Vasiliki Evstathiou	Asst.	unmatched	unmatched	unmatched
NKUA	Department of Psychology	Vasiliki-Lissy Kanellopoulou	Prof.	unmatched	unmatched	unmatched
NKUA	Department of Psychology	Vasilis Pavlopoulos	Prof.	unmatched	unmatched	unmatched
NKUA	Department of Sociology	Charis Malamidis	Asst.	unmatched	unmatched	low
NKUA	Department of Sociology	Evangelia Aranitou	Prof.	unmatched	unmatched	low
NKUA	Department of Sociology	Manos Spyridakis	Prof.	unmatched	unmatched	low
NKUA	School of Law	Akroasis Prosopiko - Ores	Asst.	unmatched	unmatched	unmatched
NKUA	School of Law	Alfavitika Didaskontes	Asst.	unmatched	unmatched	unmatched
NKUA	School of Law	Anastasopoulou Ioanna	Asst.	unmatched	high	medium
NKUA	School of Law	Androulakis Ioannis	Asst.	unmatched	unmatched	medium
NKUA	School of Law	Androutsopoulos Georgios	Assoc.	unmatched	unmatched	unmatched
NKUA	School of Law	Angelou Ioannis	Asst.	medium	high	high
NKUA	School of Law	Antikeimenon Mitroo Gnostikon	Asst.	unmatched	unmatched	unmatched
NKUA	School of Law	Athanasiou Garyfallia	Prof.	unmatched	unmatched	low
NKUA	School of Law	Bakopoulos Konstantinos	Prof.	unmatched	high	medium
NKUA	School of Law	Chasapis Christos	Asst.	unmatched	high	medium
NKUA	School of Law	Christodoulou Dimitrios	Assoc.	unmatched	high	medium
NKUA	School of Law	Christodoulou Konstantinos	Prof.	unmatched	high	medium
NKUA	School of Law	Christou Vasiliki	Asst.	unmatched	unmatched	low
NKUA	School of Law	Chrysanthis Christos	Assoc.	unmatched	unmatched	medium
NKUA	School of Law	Delikostopoulos Ioannis	Prof.	unmatched	unmatched	unmatched
NKUA	School of Law	Dellis Georgios	Prof.	unmatched	high	medium
NKUA	School of Law	Deontologias Kodikas	Asst.	unmatched	unmatched	unmatched
NKUA	School of Law	Dimakis Alexandros	Asst.	unmatched	high	low
NKUA	School of Law	Dioikisi Organosi Kai	Asst.	unmatched	unmatched	unmatched
NKUA	School of Law	Dionysopoulou Athanasia	Assoc.	unmatched	unmatched	low
NKUA	School of Law	Epistimon Poinikon	Asst.	unmatched	unmatched	unmatched
NKUA	School of Law	Evstratiou Pavlos-Michail	Assoc.	unmatched	unmatched	unmatched
NKUA	School of Law	Foititon Sitisi - Stegasi	Asst.	unmatched	unmatched	unmatched
NKUA	School of Law	Georgiadis Georgios	Prof.	unmatched	high	medium
NKUA	School of Law	Giannakopoulos Konstantinos	Prof.	unmatched	unmatched	medium
NKUA	School of Law	Giannoulis Georgios	Assoc.	unmatched	high	low
NKUA	School of Law	Gkortsos Christos	Prof.	unmatched	unmatched	unmatched
NKUA	School of Law	Gov.gr Pistopoiitika Spoudon Meso	Asst.	unmatched	unmatched	unmatched
NKUA	School of Law	Iliadou Aikaterini	Assoc.	unmatched	unmatched	low
NKUA	School of Law	Karagiannis Konstantinos	Asst.	unmatched	unmatched	medium
NKUA	School of Law	Karamanakou Eleni	Asst.	unmatched	unmatched	unmatched
NKUA	School of Law	Karampelas Dimitrios	Asst.	unmatched	high	medium
NKUA	School of Law	Katiforis Nikolaos	Prof.	unmatched	high	low
NKUA	School of Law	Kinini Evthymia	Assoc.	unmatched	unmatched	unmatched
NKUA	School of Law	Kioupis Dimitrios	Prof.	unmatched	high	low
NKUA	School of Law	Kondylis Vasileios	Prof.	unmatched	unmatched	low
NKUA	School of Law	Kontis Georgios	Asst.	unmatched	unmatched	medium
NKUA	School of Law	Kourtis Ioannis	Asst.	unmatched	high	high
NKUA	School of Law	Kouvaras Ilias	Asst.	unmatched	unmatched	medium
NKUA	School of Law	Ladas Dimitrios	Assoc.	unmatched	high	medium
NKUA	School of Law	Ladogiannis Georgios	Prof.	unmatched	unmatched	unmatched
NKUA	School of Law	Lazaratos Panagiotis	Prof.	unmatched	unmatched	high

Univ.	Department	Member	Grade	GS conf.	OA conf.	S2 conf.
NKUA	School of Law	Lekkas Georgios	Prof.	unmatched	high	high
NKUA	School of Law	Liappis Dimitrios	Prof.	unmatched	unmatched	medium
NKUA	School of Law	Livada Christina	Assoc.	unmatched	high	low
NKUA	School of Law	Lytras Theodoros	Asst.	unmatched	high	medium
NKUA	School of Law	Markoulakis Michail	Asst.	unmatched	unmatched	low
NKUA	School of Law	Mastromanolis Emmanouil	Assoc.	unmatched	unmatched	low
NKUA	School of Law	Mentis Georgios	Prof.	unmatched	unmatched	high
NKUA	School of Law	Morozinis Ioannis	Asst.	low	unmatched	high
NKUA	School of Law	Moustaira Eleni	Prof.	low	unmatched	high
NKUA	School of Law	Mouzouraki Paraskevi	Prof.	unmatched	unmatched	high
NKUA	School of Law	Nezeriti Evangelia	Asst.	unmatched	unmatched	unmatched
NKUA	School of Law	Nikolopoulos Panagiotis	Prof.	unmatched	high	high
NKUA	School of Law	Panagiotopoulos Vagias	Assoc.	unmatched	unmatched	unmatched
NKUA	School of Law	Panagos Konstantinos	Asst.	unmatched	high	medium
NKUA	School of Law	Papadopoulou Revekka - Emmanouela	Prof.	unmatched	unmatched	unmatched
NKUA	School of Law	Paparrigopoulou Patrina	Prof.	unmatched	unmatched	high
NKUA	School of Law	Paparseniou Paraskevi	Prof.	unmatched	unmatched	high
NKUA	School of Law	Papaspyrou Nikolaos	Assoc.	unmatched	high	low
NKUA	School of Law	Papastavridis Evthymios	Asst.	unmatched	unmatched	medium
NKUA	School of Law	Pazartzi Foteini	Prof.	unmatched	unmatched	unmatched
NKUA	School of Law	Perakis Emmanouil	Assoc.	medium	unmatched	medium
NKUA	School of Law	Petropoulos Vasileios	Asst.	unmatched	unmatched	medium
NKUA	School of Law	Prosopiko Eidiko Didaktiko	Asst.	unmatched	unmatched	unmatched
NKUA	School of Law	Prosvasi Egkatastaseis Kai	Asst.	unmatched	unmatched	unmatched
NKUA	School of Law	Rethymiotaki Eleni	Assoc.	unmatched	unmatched	medium
NKUA	School of Law	Simantika Ekdiloseis -	Asst.	unmatched	unmatched	unmatched
NKUA	School of Law	Simantiras Nikolaos	Asst.	unmatched	unmatched	medium
NKUA	School of Law	Sisilianos Linos - Alexandros	Prof.	unmatched	unmatched	unmatched
NKUA	School of Law	Sotiropoulos Georgios	Prof.	unmatched	high	medium
NKUA	School of Law	Spoudes Didaktorikes	Asst.	unmatched	unmatched	unmatched
NKUA	School of Law	Spoudes Metaptychiakes	Asst.	unmatched	unmatched	unmatched
NKUA	School of Law	Spoudes Proptychiakes	Asst.	unmatched	unmatched	unmatched
NKUA	School of Law	Spoudon Diethnon	Asst.	unmatched	unmatched	unmatched
NKUA	School of Law	Triantafyllou Georgios	Prof.	unmatched	high	medium
NKUA	School of Law	Trompoukis Vasileios	Asst.	unmatched	unmatched	unmatched
NKUA	School of Law	Tsikrikas Dimitrios	Prof.	unmatched	high	medium
NKUA	School of Law	Tsourouflis Andreas	Assoc.	unmatched	unmatched	high
NKUA	School of Law	Tzanetis Aristomenis	Prof.	unmatched	unmatched	unmatched
NKUA	School of Law	Tzannetaki Antonia-Ioli	Asst.	unmatched	unmatched	unmatched
NKUA	School of Law	Vasilogiannis Filippos	Prof.	unmatched	unmatched	unmatched
NKUA	School of Law	Venieris Iakovos	Assoc.	unmatched	high	low
NKUA	School of Law	Vervesos Nikolaos	Assoc.	unmatched	unmatched	unmatched
Panteion	Department of Communication, Media and Culture	Avlami Chrysanthi	Asst.	unmatched	unmatched	low
Panteion	Department of Communication, Media and Culture	Chatzikonstantinou Michalis	Asst.	medium	unmatched	medium
Panteion	Department of Communication, Media and Culture	Gazi Angeliki	Assoc.	low	unmatched	medium
Panteion	Department of Communication, Media and Culture	Kokkori Patrisia	Asst.	unmatched	unmatched	unmatched
Panteion	Department of Communication, Media and Culture	Raptis Theocharis	Asst.	unmatched	unmatched	low
Panteion	Department of Communication, Media and Culture	Vatikiotis Pantelis	Assoc.	low	unmatched	low
Panteion	Department of International, European and Area Studies	Chatzopoulos Vasilis	Prof.	unmatched	unmatched	unmatched
Panteion	Department of International, European and Area Studies	Gkofas Andreas	Prof.	unmatched	unmatched	unmatched
Panteion	Department of International, European and Area Studies	Kairidis Dimitris	Prof.	unmatched	unmatched	unmatched
Panteion	Department of International, European and Area Studies	Kanellopoulou Neda	Prof.	unmatched	unmatched	low
Panteion	Department of International, European and Area Studies	Mastrogiannis Anastasios	Asst.	unmatched	unmatched	medium
Panteion	Department of International, European and Area Studies	Mengk – Papantoni Maria	Prof.	unmatched	unmatched	unmatched
Panteion	Department of International, European and Area Studies	Papasotiriou Charalampos	Prof.	unmatched	unmatched	low
Panteion	Department of International, European and Area Studies	Stasinopoulos Giorgos	Prof.	unmatched	unmatched	low
Panteion	Department of International, European and Area Studies	Syrigos Evangelos	Prof.	unmatched	unmatched	high
Panteion	Department of International, European and Area Studies	Triantafyllou Dimitris	Prof.	low	unmatched	medium
Panteion	Department of International, European and Area Studies	Yfantis Kon/nos	Prof.	unmatched	unmatched	unmatched
Panteion	Department of Political Science and History	Anagnostopoulou Athanasia	Prof.	unmatched	unmatched	medium
Panteion	Department of Political Science and History	Andriakaina Eleni	Assoc.	unmatched	unmatched	medium
Panteion	Department of Political Science and History	Athanasiadis Charis	Prof.	unmatched	unmatched	low
Panteion	Department of Political Science and History	Chatzikyriakou Antonis	Asst.	unmatched	unmatched	low
Panteion	Department of Political Science and History	Christopoulos Dimitris	Prof.	medium	unmatched	medium
Panteion	Department of Political Science and History	Dimitriou Stefanos	Prof.	unmatched	unmatched	high
Panteion	Department of Political Science and History	Faraklas-Matorikos Giorgos	Prof.	unmatched	unmatched	high
Panteion	Department of Political Science and History	Fountedaki Pinelopi	Prof.	unmatched	unmatched	unmatched
Panteion	Department of Political Science and History	Iakovou Viky	Assoc.	unmatched	unmatched	unmatched
Panteion	Department of Political Science and History	Kountouri Fani	Assoc.	low	unmatched	medium
Panteion	Department of Political Science and History	Lymperatos Andreas	Assoc.	unmatched	unmatched	unmatched
Panteion	Department of Political Science and History	Moschonas Gerasimos	Prof.	unmatched	unmatched	high
Panteion	Department of Political Science and History	Papadimitriou Despoina	Prof.	unmatched	unmatched	unmatched
Panteion	Department of Political Science and History	Seferiadis Serafeim	Prof.	unmatched	unmatched	unmatched
Panteion	Department of Political Science and History	Typaldou Sofia	Asst.	unmatched	unmatched	medium
Panteion	Department of Political Science and History	Ventoura Lina	Prof.	unmatched	unmatched	high
Panteion	Department of Psychology	Anagnostopoulos Fotios	Prof.	low	unmatched	medium
Panteion	Department of Psychology	Dontis Evangelos	Asst.	unmatched	unmatched	medium
Panteion	Department of Psychology	Giotsidi Vasiliki	Asst.	unmatched	unmatched	low

Univ.	Department	Member	Grade	GS conf.	OA conf.	S2 conf.
Panteion	Department of Psychology	Kaselimis Dimitrios	Asst.	unmatched	unmatched	high
Panteion	Department of Psychology	Kordoutis Panagiotis	Prof.	low	unmatched	low
Panteion	Department of Psychology	Touloumakou Anna	Asst.	unmatched	unmatched	unmatched
Panteion	Department of Psychology	Vataki Argyro	Assoc.	unmatched	unmatched	high
Panteion	Department of Social Anthropology	Athanasopoulou Angeliki	Asst.	unmatched	unmatched	medium
Panteion	Department of Social Anthropology	Maroniti Niki	Assoc.	unmatched	unmatched	high
Panteion	Department of Social Anthropology	Notaras Andreas	Asst.	unmatched	unmatched	medium
Panteion	Department of Social Anthropology	Oikonomou Leonidas	Prof.	unmatched	unmatched	unmatched
Panteion	Department of Social Anthropology	Petridis Petros	Asst.	unmatched	unmatched	medium
Panteion	Department of Social Policy	Christos Bagkavos	Prof.	unmatched	unmatched	medium
Panteion	Department of Social Policy	Despoina Papadopoulou	Prof.	unmatched	unmatched	medium
Panteion	Department of Social Policy	Dimitrios Kaltsonis	Prof.	unmatched	unmatched	low
Panteion	Department of Social Policy	Evangelos Koumarianos	Asst.	unmatched	unmatched	low
Panteion	Department of Social Policy	Konstantinos Dimoulas	Prof.	unmatched	unmatched	medium
Panteion	Department of Social Policy	Maria Karamesini	Prof.	unmatched	unmatched	medium
Panteion	Department of Social Policy	Navsika Moschovakou	Asst.	unmatched	unmatched	unmatched
Panteion	Department of Social Policy	Vasileios Arapoglou	Prof.	unmatched	unmatched	low
Panteion	Department of Sociology	Artinopoulou Vasiliki	Prof.	unmatched	unmatched	medium
Panteion	Department of Sociology	Chalkia Alexandra	Prof.	unmatched	unmatched	low
Panteion	Department of Sociology	Doukellis Panagiotis	Prof.	low	unmatched	medium
Panteion	Department of Sociology	Gkolfinopoulos Ioannis	Asst.	unmatched	high	medium
Panteion	Department of Sociology	Kantzara Vasiliki	Prof.	low	unmatched	low
Panteion	Department of Sociology	Karampelias Gerasimos	Prof.	unmatched	unmatched	low
Panteion	Department of Sociology	Kipas Miltiadis	Prof.	unmatched	unmatched	medium
Panteion	Department of Sociology	Kotea Marianthi	Prof.	unmatched	unmatched	high
Panteion	Department of Sociology	Lampropoulou Evstathia	Prof.	unmatched	unmatched	unmatched
Panteion	Department of Sociology	Lytras Andreas	Prof.	unmatched	unmatched	high
Panteion	Department of Sociology	Nikolopoulos Giorgos	Prof.	unmatched	unmatched	medium
Panteion	Department of Sociology	Oikonomou Charalampos	Prof.	unmatched	unmatched	unmatched
Panteion	Department of Sociology	Prontzas Dimitrios	Asst.	unmatched	unmatched	unmatched
Panteion	Department of Sociology	Psimmenos Iordanis	Prof.	unmatched	unmatched	medium
Panteion	Department of Sociology	Tsiros Nikolaos	Prof.	unmatched	unmatched	medium
Panteion	Department of Sociology	Tzourmana Ioanna	Asst.	unmatched	unmatched	unmatched
Panteion	Department of Sociology	Vlachou Vasiliki	Assoc.	unmatched	unmatched	low
Panteion	Department of Sociology	Zarafonitou Christina	Prof.	unmatched	unmatched	low
Panteion	Department of Sociology	Ziouvas Dimitrios	Assoc.	unmatched	unmatched	low
UAegean	Department of Cultural Technology and Communication	Aivaliotis Konstantinos	Asst.	unmatched	unmatched	medium
UAegean	Department of Cultural Technology and Communication	Boumparis Nikolaos	Assoc.	unmatched	high	high
UAegean	Department of Cultural Technology and Communication	Chourmouziadi Anastasia	Prof.	unmatched	high	medium
UAegean	Department of Cultural Technology and Communication	Darantoumis Athanasios	Prof.	unmatched	unmatched	unmatched
UAegean	Department of Cultural Technology and Communication	Karydakis Georgios	Prof.	unmatched	unmatched	low
UAegean	Department of Cultural Technology and Communication	Kasapakis Vlasios	Assoc.	low	high	high
UAegean	Department of Cultural Technology and Communication	Katapoti Despoina	Assoc.	unmatched	unmatched	unmatched
UAegean	Department of Cultural Technology and Communication	Kosta Elsa	Asst.	unmatched	unmatched	low
UAegean	Department of Cultural Technology and Communication	Stathi Eirini	Prof.	unmatched	unmatched	low
UAegean	Department of Social Anthropology and History	Anastasiadis Vasilis	Prof.	unmatched	unmatched	low
UAegean	Department of Social Anthropology and History	Chatjouli Aglaia	Asst.	unmatched	high	high
UAegean	Department of Social Anthropology and History	Kantsa Venetia	Prof.	unmatched	high	medium
UAegean	Department of Social Anthropology and History	Panopoulos Panagiotis	Assoc.	unmatched	unmatched	medium
UAegean	Department of Social Anthropology and History	Plakotos Giorgos	Assoc.	unmatched	high	medium
UAegean	Department of Social Anthropology and History	Plexousaki Efi	Asst.	unmatched	unmatched	medium
UAegean	Department of Social Anthropology and History	Roussou Eugenia	Asst.	unmatched	unmatched	unmatched
UAegean	Department of Social Anthropology and History	Tsekenis Aimilios	Assoc.	unmatched	unmatched	low
UAegean	Department of Social Anthropology and History	Vassiliadou Dimitra	Assoc.	low	unmatched	low
UAegean	Department of Sociology	Alexiou Athanasios	Prof.	unmatched	unmatched	medium
UAegean	Department of Sociology	Georgoulas Evstratios	Prof.	unmatched	unmatched	low
UAegean	Department of Sociology	Giavrimis Panagiotis	Prof.	unmatched	high	high
UAegean	Department of Sociology	Kouroutzas Christos	Assoc.	unmatched	high	medium
UAegean	Department of Sociology	Maragkoudakis Manousos	Prof.	unmatched	unmatched	low
UAegean	Department of Sociology	Nagopoulos Nikolaos	Prof.	unmatched	high	medium
UAegean	Department of Sociology	Nisiotis Konstantinos Symeon	Asst.	unmatched	unmatched	medium
UAegean	Department of Sociology	Paraskevopoulos Dimitrios	Asst.	unmatched	unmatched	medium
UAegean	Department of Sociology	Savvakis Manos	Prof.	unmatched	high	medium
UAegean	Department of Sociology	Sotiris Panagiotis	Asst.	medium	high	medium
UAegean	Department of Sociology	Tzanaki Dimitra	Asst.	unmatched	unmatched	medium
UAegean	Department of Sociology	Zisi Anastasia	Prof.	unmatched	unmatched	low
UNIWA	Department of Social Work	Douka Maria	Lect.	unmatched	unmatched	medium
UNIWA	Department of Social Work	Ioakeimidis Vasileios	Prof.	unmatched	unmatched	medium
UNIWA	Department of Social Work	Kompoti Despoina	Lect.	unmatched	high	medium
UNIWA	Department of Social Work	Kontogianni Eleni	Lect.	unmatched	high	low
UNIWA	Department of Social Work	Livanou Maria	Asst.	unmatched	unmatched	medium
UNIWA	Department of Social Work	Martinaki Sofia	Assoc.	unmatched	high	medium
UNIWA	Department of Social Work	Vasileiou Konstantina	Asst.	unmatched	high	low
UPatras	Department of Education and Social Work	Asimaki-Dimakopoulou Anny	Prof.	unmatched	unmatched	unmatched
UPatras	Department of Education and Social Work	Farmakopoulou Ignatia	Asst.	low	high	low
UPatras	Department of Education and Social Work	Kavasakalis Angelos	Assoc.	unmatched	unmatched	high
UPatras	Department of Education and Social Work	Koleza Evgenia	Prof.	unmatched	unmatched	low
UPatras	Department of Education and Social Work	Lampropoulos Charilaos	Asst.	unmatched	unmatched	medium

Univ.	Department	Member	Grade	GS conf.	OA conf.	S2 conf.
UPatras	Department of Education and Social Work	Niftanidou Theocharoula	Asst.	unmatched	unmatched	low
UPatras	Department of Education and Social Work	Vasilopoulos Andreas	Asst.	unmatched	high	high
UPatras	Department of Education and Social Work	Vasilopoulos Stefanos	Prof.	unmatched	high	medium
UThessaly	Department of Culture, Creative Media and Industries	Bachtsetzis Sotirios	Assoc.	unmatched	unmatched	unmatched
UThessaly	Department of Culture, Creative Media and Industries	Douka Anastasia	Asst.	unmatched	unmatched	medium
UThessaly	Department of History, Archaeology and Social Anthropology	Benveniste Rika	Prof.	unmatched	high	low
UThessaly	Department of History, Archaeology and Social Anthropology	Deltsou Elevtheria	Assoc.	unmatched	unmatched	medium
UThessaly	Department of History, Archaeology and Social Anthropology	Giakoumaki Vasiliki	Asst.	unmatched	unmatched	low
UThessaly	Department of History, Archaeology and Social Anthropology	Mazarakis-Ainian Alexandros	Prof.	unmatched	high	medium
UThessaly	Department of History, Archaeology and Social Anthropology	Papailia Pinelopi	Assoc.	unmatched	unmatched	high
UThessaly	Department of History, Archaeology and Social Anthropology	Tzelepi Elena	Assoc.	unmatched	high	low
UThessaly	Department of History, Archaeology and Social Anthropology	Voglis Polymeris	Prof.	low	high	medium
UoC	Department of Political Science	Alexandros Koutsogiannis	Asst.	unmatched	unmatched	medium
UoC	Department of Political Science	Angeliki Papathanasiou	Prof.	unmatched	unmatched	medium
UoC	Department of Political Science	Charalampos Kouroundis	Assoc.	unmatched	unmatched	low
UoC	Department of Political Science	Diethnis Politiki: Mesogeios	Prof.	unmatched	unmatched	unmatched
UoC	Department of Political Science	Evthymis Papavlasopoulos	Prof.	unmatched	unmatched	unmatched
UoC	Department of Political Science	Giannis Koumpourlis	Asst.	unmatched	unmatched	medium
UoC	Department of Political Science	Ilektronikes Ypiresies	Asst.	unmatched	unmatched	unmatched
UoC	Department of Political Science	Ilias Georgantas	Lect.	unmatched	unmatched	unmatched
UoC	Department of Political Science	Ioannis Karagiannis	Assoc.	unmatched	unmatched	high
UoC	Department of Political Science	Istoriki Kai Politiki Koinoniologia	Prof.	unmatched	unmatched	unmatched
UoC	Department of Political Science	Koinoniki Psychologia	Assoc.	unmatched	unmatched	unmatched
UoC	Department of Political Science	Konstantinos Manasakis	Assoc.	unmatched	unmatched	unmatched
UoC	Department of Political Science	Meionotites Kai Politiki	Lect.	unmatched	unmatched	unmatched
UoC	Department of Political Science	Nikolaos Papadakis	Asst.	unmatched	high	high
UoC	Department of Political Science	Oikonomiki Analysi	Prof.	unmatched	unmatched	unmatched
UoC	Department of Political Science	Panagiotis Koustenis	Asst.	unmatched	unmatched	low
UoC	Department of Political Science	Politiki Analysi Methodologia	Prof.	unmatched	unmatched	unmatched
UoC	Department of Political Science	Politiki Kai Istoriki Koinoniologia	Assoc.	unmatched	unmatched	unmatched
UoC	Department of Political Science	Politiki Theoria	Prof.	unmatched	unmatched	unmatched
UoC	Department of Political Science	Syntagmatiki Theoria Kai Istoria	Asst.	unmatched	unmatched	unmatched
UoC	Department of Political Science	Thanasis Gkiouras	Prof.	unmatched	unmatched	low
UoC	Department of Political Science	Theodoros Spyros	Asst.	unmatched	unmatched	unmatched
UoC	Department of Political Science	Tilefonikos Katalogos	Asst.	unmatched	unmatched	unmatched
UoC	Department of Psychology	Aikaterini Koutra	Prof.	unmatched	high	high
UoC	Department of Psychology	Aikaterini Petkanopoulou	Prof.	unmatched	unmatched	medium
UoC	Department of Psychology	Androniki Ravtogianni	Asst.	unmatched	unmatched	unmatched
UoC	Department of Psychology	Dimitris Nikolopoulos	Assoc.	unmatched	high	high
UoC	Department of Psychology	Georgios Panagis	Asst.	unmatched	unmatched	unmatched
UoC	Department of Psychology	Ilektroniki Platforma Mathisis (e-Learn)	Prof.	unmatched	unmatched	unmatched
UoC	Department of Psychology	Ilektroniko Tachydromeio	Prof.	unmatched	unmatched	unmatched
UoC	Department of Psychology	Ilias Oikonomou	Asst.	unmatched	unmatched	medium
UoC	Department of Psychology	Ilias Tsakanikos	Prof.	unmatched	unmatched	unmatched
UoC	Department of Psychology	Kleio PROTOGeROU	Asst.	unmatched	unmatched	medium
UoC	Department of Psychology	Panepistimio Kritis	Prof.	unmatched	unmatched	unmatched
UoC	Department of Psychology	Prosvasi Kai Chartis	Prof.	unmatched	unmatched	unmatched
UoC	Department of Psychology	Scholi Koinonikon Epistimon	Prof.	unmatched	unmatched	unmatched
UoC	Department of Psychology	Stella Giakoumaki	Assoc.	unmatched	high	medium
UoC	Department of Psychology	Syndesmoi P.k.	Prof.	unmatched	unmatched	unmatched
UoC	Department of Psychology	Syndetheite Mazi Mas:	Prof.	unmatched	unmatched	unmatched
UoC	Department of Psychology	Syntomos Odigos Gia Seismous	Prof.	unmatched	unmatched	unmatched
UoC	Department of Sociology	Anazitisi Gia:	Asst.	unmatched	unmatched	unmatched
UoC	Department of Sociology	Aristeidis Tsantiropoulos	Prof.	unmatched	unmatched	unmatched
UoC	Department of Sociology	Athina Skoulariki	Asst.	unmatched	unmatched	medium
UoC	Department of Sociology	CHristina-Aikaterini Karakioulafi	Prof.	unmatched	unmatched	unmatched
UoC	Department of Sociology	Chara Kouki	Asst.	unmatched	unmatched	low
UoC	Department of Sociology	Emmanouil Alexakis	Asst.	unmatched	unmatched	low
UoC	Department of Sociology	Evgenia Petropoulou	Assoc.	unmatched	unmatched	unmatched
UoC	Department of Sociology	Georgios Tsiolis	Prof.	unmatched	unmatched	unmatched
UoC	Department of Sociology	Giannis Zaimakis	Prof.	unmatched	unmatched	unmatched
UoC	Department of Sociology	Marios Chatzopoulos	Asst.	unmatched	unmatched	low
UoC	Department of Sociology	Nikolaos Dimitrios Serntedakis	Prof.	unmatched	unmatched	medium
UoC	Department of Sociology	Stella Zamparloukou	Assoc.	unmatched	unmatched	unmatched
UoC	Department of Sociology	Vasilis Romanos	Assoc.	unmatched	unmatched	unmatched
UoC	Department of Sociology	Yvon Alexia Kosma	Asst.	unmatched	unmatched	low
UoI	Department of Psychology	Andriopoulou Panoraia	Assoc.	low	high	low
UoI	Department of Psychology	Aretouli Eleni	Assoc.	low	high	medium
UoI	Department of Psychology	Deli Foteini	Assoc.	unmatched	high	low
UoI	Department of Psychology	Dogoriti Elevtheria	Assoc.	unmatched	unmatched	medium
UoI	Department of Psychology	Karagianni-Karagiannopoulou Evangelia	Prof.	unmatched	unmatched	high
UoI	Department of Psychology	Lianos Panagiotis	Asst.	unmatched	high	medium
UoI	Department of Psychology	Palaiologou Angeliki-Maria (Antzy)	Prof.	unmatched	unmatched	medium
UoI	Department of Psychology	Papastathopoulos Evstathios	Prof.	unmatched	unmatched	low

Univ.	Department	Member	Grade	GS conf.	OA conf.	S2 conf.
UoM	Department of Educational and Social Policy	Fachantidis Nikolaos	Prof.	unmatched	unmatched	high
UoM	Department of Educational and Social Policy	Gouleta Eirini	Assoc.	unmatched	unmatched	high
UoM	Department of Educational and Social Policy	Kartasidou Levkothea	Prof.	unmatched	unmatched	low
UoM	Department of Educational and Social Policy	Papavasileiou Ioanna	Prof.	unmatched	unmatched	low
UoM	Department of Educational and Social Policy	Proiou Charikleia	Prof.	unmatched	unmatched	unmatched
UoM	Department of Educational and Social Policy	Syriopoulou-Delli Christina	Assoc.	unmatched	unmatched	medium
UoM	Department of Educational and Social Policy	Sytziouki Maria	Asst.	unmatched	unmatched	medium
UoM	Department of Educational and Social Policy	Zafeiropoulos Konstantinos	Prof.	unmatched	unmatched	low
UoP	Department of Political Science and International Relations	Argyroulis Dimitrios	Asst.	unmatched	unmatched	high
UoP	Department of Political Science and International Relations	Chouliaras Asterios	Prof.	unmatched	unmatched	medium
UoP	Department of Political Science and International Relations	Lalagianni Vasiliki	Prof.	low	unmatched	medium
UoP	Department of Political Science and International Relations	Manoli Panagiota	Assoc.	unmatched	high	low
UoP	Department of Political Science and International Relations	Papaioannou Konstantinos	Asst.	unmatched	unmatched	medium
UoP	Department of Political Science and International Relations	Papazoglou Emmanouil	Assoc.	medium	unmatched	medium
UoP	Department of Political Science and International Relations	Petropoulos Sotirios	Assoc.	unmatched	high	medium
UoP	Department of Political Science and International Relations	Plymakis Iosif	Assoc.	unmatched	unmatched	unmatched
UoP	Department of Political Science and International Relations	Psychogiopoulou Evangelia	Asst.	unmatched	high	low
UoP	Department of Political Science and International Relations	Roussos Sotirios	Prof.	medium	unmatched	low
UoP	Department of Political Science and International Relations	Tsiliotis Charalampos	Assoc.	unmatched	unmatched	medium
UoP	Department of Political Science and International Relations	Valvis Anastasios	Asst.	unmatched	high	medium
UoP	Department of Political Science and International Relations	Vandoros Sotirios	Assoc.	unmatched	unmatched	low
UoWM	Department of Communication and Digital Media	Akolouthiste Mas!	Asst.	unmatched	unmatched	unmatched
UoWM	Department of Communication and Digital Media	Amalia Triantafyllidou	Prof.	unmatched	unmatched	low
UoWM	Department of Communication and Digital Media	Anastasia Giannakopoulou	Asst.	unmatched	unmatched	low
UoWM	Department of Communication and Digital Media	Apodochi Olon	Asst.	unmatched	unmatched	unmatched
UoWM	Department of Communication and Digital Media	Grafeio Diasyndesis	Asst.	unmatched	unmatched	unmatched
UoWM	Department of Communication and Digital Media	Michail Vrigkas	Assoc.	unmatched	unmatched	low
UoWM	Department of Communication and Digital Media	Olistiki Merimna	Asst.	unmatched	unmatched	unmatched
UoWM	Department of Communication and Digital Media	Pan. Dytikis Makedonias	Asst.	unmatched	unmatched	unmatched
UoWM	Department of Communication and Digital Media	Praktiki Askisi	Asst.	unmatched	unmatched	unmatched
UoWM	Department of Communication and Digital Media	Ypiresia Katalogou	Asst.	unmatched	unmatched	unmatched
UoWM	Department of Psychology	Chrisima Entypa	Asst.	unmatched	unmatched	unmatched
UoWM	Department of Psychology	Tmima Psychologias	Asst.	unmatched	unmatched	unmatched

Appendix C. OpenAlex: complete results of designs A and B, publications 2012-2025

This appendix reports OpenAlex in full, with the same definitions, windows and ranking rules as the Google Scholar results of Section 5, so that every department and area can be read under a second source with its own coverage (Section 3C). Table C1 gives the design-A department statistics per area, Table C2 the design-B department indicators, and Table C3 the top-20 academics per area by the OpenAlex 2012-2025 h-index.

Table C1a. Law: OpenAlex indicators of academics, publications 2012-2025 (design A). Cells give mean (SD) [median]. Departments ordered by mean h.

Department (Univ.)	N	TRS	Publications mean (SD)	Citations mean (SD)	h mean (SD) [median]	Mean i10	Mean m
School of Law (NKUA)	49	105	29.5 (51.0)	714.4 (2,159.3)	6.5 (9.5) [2.0]	9.2	0.501
Department of Law (DUTH)	19	56	21.3 (29.7)	234.2 (396.2)	4.4 (5.4) [1.0]	4.6	0.361
School of Law (AUTH)	37	70	23.2 (53.3)	247.5 (991.4)	3.8 (7.5) [1.0]	5.5	0.284

Table C1b. Political science and public administration: OpenAlex indicators of academics, publications 2012-2025 (design A). Cells give mean (SD) [median]. Departments ordered by mean h.

Department (Univ.)	N	TRS	Publications mean (SD)	Citations mean (SD)	h mean (SD) [median]	Mean i10	Mean m
Department of Political Science and Public Administration (NKUA)	15	31	70.7 (123.7)	1,251.7 (2,377.9)	10.7 (14.1) [4.0]	23.8	0.834
Department of Political Science and International Relations (UoP)	12	19	23.9 (22.9)	190.6 (257.2)	5.8 (5.3) [4.5]	5.9	0.462
School of Political Sciences (AUTH)	14	20	29.4 (34.7)	326.2 (539.6)	5.5 (6.5) [2.5]	6.8	0.389
Department of Political Science and History (Panteion)	14	31	24.7 (47.0)	239.1 (668.2)	4.8 (6.1) [3.0]	4.9	0.353
Department of Political Science (UoC)	4	30	15.5 (19.2)	180.0 (205.6)	4.2 (4.7) [3.5]	3.2	0.537
Department of Political Science (DUTH)	1	1	8.0 (-)	62.0 (-)	4.0 (-) [4.0]	2.0	0.444

Table C1c. Sociology, social policy, social work and anthropology: OpenAlex indicators of academics, publications 2012-2025 (design A). Cells give mean (SD) [median]. Departments ordered by mean h.

Department (Univ.)	N	TRS	Publications mean (SD)	Citations mean (SD)	h mean (SD) [median]	Mean i10	Mean m
Department of Educational and Social Policy (UoM)	12	18	30.9 (31.0)	263.4 (405.7)	7.2 (5.8) [6.0]	8.3	0.551
Department of Social Work (HMU)	15	19	28.2 (42.4)	813.7 (1,557.7)	6.5 (6.7) [5.0]	7.7	0.500
Department of Social Anthropology (Panteion)	11	15	18.9 (16.7)	328.6 (503.3)	5.2 (4.8) [4.0]	4.9	0.378
Department of Social Policy (Panteion)	8	20	27.6 (29.0)	172.4 (197.8)	5.0 (4.7) [3.0]	4.6	0.338
Department of Sociology (UoC)	7	24	19.0 (13.7)	137.9 (131.5)	4.9 (3.0) [6.0]	3.7	0.378
Department of Sociology (UAegean)	11	17	21.6 (23.6)	131.1 (115.8)	4.4 (3.2) [3.0]	3.3	0.374
Department of Social Work (UNIWA)	15	18	14.1 (11.1)	314.8 (1,014.7)	3.8 (3.3) [3.0]	2.5	0.335
Department of Social Policy (DUTH)	9	10	8.2 (4.8)	97.4 (166.5)	3.8 (2.6) [3.0]	2.9	0.335
Department of Social Work (DUTH)	11	15	12.1 (15.4)	155.7 (360.6)	3.7 (4.8) [2.0]	4.1	0.304
Department of Education and Social Work (UPatras)	16	22	12.1 (11.6)	89.6 (121.4)	3.3 (2.3) [2.5]	2.0	0.365
Department of Social Anthropology and History (UAegean)	13	19	10.2 (6.8)	130.9 (359.3)	2.9 (2.2) [2.0]	1.3	0.197
Department of Sociology (Panteion)	15	27	21.0 (30.5)	53.5 (118.4)	2.7 (3.2) [2.0]	1.5	0.234
Department of History, Archaeology and Social Anthropology (UThessaly)	12	21	9.2 (7.7)	10.6 (11.3)	1.2 (0.9) [1.0]	0.3	0.117
Department of Sociology (NKUA)	1	4	5.0 (-)	3.0 (-)	1.0 (-) [1.0]	0.0	0.083

Table C1d. Psychology: OpenAlex indicators of academics, publications 2012-2025 (design A). Cells give mean (SD) [median]. Departments ordered by mean h.

Department (Univ.)	N	TRS	Publications mean (SD)	Citations mean (SD)	h mean (SD) [median]	Mean i10	Mean m
Department of Psychology (DUTH)	4	5	95.8 (83.5)	1,247.5 (347.4)	17.2 (3.5) [17.5]	32.2	1.224
Department of Psychology (NKUA)	10	19	55.7 (48.8)	1,064.4 (1,029.8)	13.9 (8.5) [12.5]	22.1	0.975
School of Psychology (AUTH)	12	22	45.5 (36.8)	1,487.8 (1,922.8)	12.7 (9.6) [10.5]	17.4	0.869
Department of Psychology (UoI)	11	14	44.5 (45.1)	938.9 (1,280.2)	12.3 (11.1) [8.0]	20.0	0.864
Department of Psychology (UoC)	9	27	32.0 (23.6)	796.8 (1,347.5)	9.8 (8.4) [10.0]	12.8	0.777
Department of Psychology (Panteion)	10	14	42.4 (31.6)	680.5 (1,028.1)	9.4 (8.7) [7.0]	12.4	0.815
Department of Psychology (UoWM)	0	2	- (-)	- (-)	- (-) [-]	-	-

Table C1e. Communication and media studies: OpenAlex indicators of academics, publications 2012-2025 (design A). Cells give mean (SD) [median]. Departments ordered by mean h.

Department (Univ.)	N	TRS	Publications mean (SD)	Citations mean (SD)	h mean (SD) [median]	Mean i10	Mean m
Department of Communication and Digital Media (UoWM)	3	15	59.3 (32.9)	1,109.0 (1,337.9)	15.0 (9.2) [13.0]	22.3	1.021
Department of Cultural Technology and Communication (UAegean)	17	22	52.4 (53.3)	590.8 (635.9)	9.3 (7.3) [9.0]	14.2	0.753
School of Journalism and Mass Media Studies (AUTH)	12	19	38.7 (49.8)	643.8 (1,029.0)	9.2 (9.7) [5.0]	13.0	0.644
Department of Digital Media and Communication (IONIO)	8	10	19.5 (15.8)	127.0 (109.5)	5.0 (3.5) [6.5]	3.9	0.504
Department of Communication, Media and Culture (Panteion)	14	19	19.9 (24.3)	208.0 (382.1)	4.9 (4.7) [3.0]	4.6	0.359
Department of Communication and Media Studies (NKUA)	13	22	20.2 (30.9)	865.2 (2,858.7)	4.2 (6.6) [1.0]	4.6	0.348
Department of Culture, Creative Media and Industries (UThessaly)	3	4	13.0 (8.5)	107.3 (106.3)	4.0 (3.0) [4.0]	2.7	0.331

Table C1f. International and European studies: OpenAlex indicators of academics, publications 2012-2025 (design A). Cells give mean (SD) [median]. Departments ordered by mean h.

Department (Univ.)	N	TRS	Publications mean (SD)	Citations mean (SD)	h mean (SD) [median]	Mean i10	Mean m
Department of International, European and Area Studies (Panteion)	12	28	17.6 (14.1)	141.1 (147.6)	4.6 (2.9) [5.0]	3.8	0.392

Table C2a. Law: OpenAlex documents 2012-2025 per department (design B). Ordered by citations per TRS member.

Department (Univ.)	TRS	No profile	Papers	Citations	Papers/ TRS	Cit./TRS	Cit./paper	Rank cit/TRS (area)	Rank cit/paper (area)	Rank in univ.
School of Law (NKUA)	105	105	1444	34939	13.75	332.75	24.20	1	1	4
School of Law (AUTH)	70	70	856	9156	12.23	130.80	10.70	2	3	4
Department of Law (DUTH)	56	56	405	4450	7.23	79.46	10.99	3	2	4

Table C2b. Political science and public administration: OpenAlex documents 2012-2025 per department (design B). Ordered by citations per TRS member.

Department (Univ.)	TRS	No profile	Papers	Citations	Papers/ TRS	Cit./TRS	Cit./paper	Rank cit/TRS (area)	Rank cit/paper (area)	Rank in univ.
Department of Political Science and Public Administration (NKUA)	31	31	1060	18776	34.19	605.68	17.71	1	1	1
School of Political Sciences (AUTH)	20	20	408	4567	20.40	228.35	11.19	2	3	3
Department of Political Science and International Relations (UoP)	19	19	287	2287	15.11	120.37	7.97	3	5	1
Department of Political Science and History (Panteion)	31	31	342	3324	11.03	107.23	9.72	4	4	4
Department of Political Science (DUTH)	1	1	8	62	8.00	62.00	7.75	5	6	5
Department of Political Science (UoC)	30	30	62	720	2.07	24.00	11.61	6	2	3

Table C2c. Sociology, social policy, social work and anthropology: OpenAlex documents 2012-2025 per department (design B). Ordered by citations per TRS member.

Department (Univ.)	TRS	No profile	Papers	Citations	Papers/ TRS	Cit./TRS	Cit./paper	Rank cit/TRS (area)	Rank cit/paper (area)	Rank in univ.
Department of Social Work (HMU)	19	19	384	11183	20.21	588.58	29.12	1	1	1
Department of Social Work (UNIWA)	18	18	192	4642	10.67	257.89	24.18	2	2	1
Department of Social Anthropology (Panteion)	15	15	207	3615	13.80	241.00	17.46	3	3	2
Department of Educational and Social Policy (UoM)	18	18	336	2808	18.67	156.00	8.36	4	7	1
Department of Social Work (DUTH)	15	15	128	1711	8.53	114.07	13.37	5	4	2
Department of Social Anthropology and History (UAegean)	19	19	131	1699	6.89	89.42	12.97	6	5	2
Department of Social Policy (DUTH)	10	10	73	865	7.30	86.50	11.85	7	6	3
Department of Sociology (UAegean)	17	17	237	1373	13.94	80.76	5.79	8	11	3
Department of Social Policy (Panteion)	20	20	221	1379	11.05	68.95	6.24	9	10	5
Department of Education and Social Work (UPatras)	22	22	186	1428	8.45	64.91	7.68	10	8	1
Department of Sociology (UoC)	24	24	132	964	5.50	40.17	7.30	11	9	2
Department of Sociology (Panteion)	27	27	315	803	11.67	29.74	2.55	12	12	7
Department of History, Archaeology and Social Anthropology (UThessaly)	21	21	110	127	5.24	6.05	1.15	13	13	2
Department of Sociology (NKUA)	4	4	5	3	1.25	0.75	0.60	14	14	5

Table C2d. Psychology: OpenAlex documents 2012-2025 per department (design B). Ordered by citations per TRS member.

Department (Univ.)	TRS	No profile	Papers	Citations	Papers/ TRS	Cit./TRS	Cit./paper	Rank cit/TRS (area)	Rank cit/paper (area)	Rank in univ.
Department of Psychology (DUTH)	5	5	383	4990	76.60	998.00	13.03	1	6	1
School of Psychology (AUTH)	22	22	531	17787	24.14	808.50	33.50	2	1	1
Department of Psychology (UoI)	14	14	489	10327	34.93	737.64	21.12	3	3	1
Department of Psychology (NKUA)	19	19	555	10617	29.21	558.79	19.13	4	4	2
Department of Psychology (Panteion)	14	14	403	6230	28.79	445.00	15.46	5	5	1
Department of Psychology (UoC)	27	27	278	7077	10.30	262.11	25.46	6	2	1
Department of Psychology (UoWM)	2	2	0	0	0.00	0.00	0.00	7	7	2

Table C2e. Communication and media studies: OpenAlex documents 2012-2025 per department (design B). Ordered by citations per TRS member.

Department (Univ.)	TRS	No profile	Papers	Citations	Papers/ TRS	Cit./TRS	Cit./paper	Rank cit/TRS (area)	Rank cit/paper (area)	Rank in univ.
Department of Communication and Media Studies (NKUA)	22	22	263	11248	11.95	511.27	42.77	1	1	3
Department of Cultural Technology and Communication (UAegean)	22	22	821	9565	37.32	434.77	11.65	2	4	1
School of Journalism and Mass Media Studies (AUTH)	19	19	429	7067	22.58	371.95	16.47	3	3	2
Department of Communication and Digital Media (UoWM)	15	15	149	3074	9.93	204.93	20.63	4	2	1
Department of Communication, Media and Culture (Panteion)	19	19	268	2886	14.11	151.89	10.77	5	5	3
Department of Digital Media and Communication (IONIO)	10	10	144	937	14.40	93.70	6.51	6	7	1
Department of Culture, Creative Media and Industries (UThessaly)	4	4	39	322	9.75	80.50	8.26	7	6	1

Table C2f. International and European studies: OpenAlex documents 2012-2025 per department (design B). Ordered by citations per TRS member.

Department (Univ.)	TRS	No profile	Papers	Citations	Papers/ TRS	Cit./TRS	Cit./paper	Rank cit/TRS (area)	Rank cit/paper (area)	Rank in univ.
Department of International, European and Area Studies (Panteion)	28	28	211	1693	7.54	60.46	8.02	1	1	6

Table C3a. Law: top-20 academics by OpenAlex h-index, publications 2012-2025 (design A).

Academic	Department (Univ.)	h	i10	Cites	Pubs	Rank h d/u/a/all	Comp. (area)	Lifetime h / i10 / cites	Conf.
Vlachos Konstantinos	School of Law (AUTH)	41	122	5,941	300	1/1/1/3	1.3	41 / 122 / 5,941	-
Dimakis Alexandros	School of Law (NKUA)	40	101	11,452	225	1/3/2/4	1.6	40 / 101 / 11,452	H
Lytras Theodoros	School of Law (NKUA)	38	57	9,380	117	2/4/3/6	2.9	38 / 57 / 9,380	H
Christodoulou Dimitrios	School of Law (NKUA)	32	80	3,988	236	3/5/4/7	3.0	32 / 80 / 3,988	H
Chasapis Christos	School of Law (NKUA)	22	36	2,812	96	4/9/5/22	5.7	22 / 36 / 2,812	H
Giannopoulos Georgios	School of Law (NKUA)	19	27	1,672	86	5/12/6/30	6.8	19 / 27 / 1,672	-
Symeonidis Dimitrios	Department of Law (DUTH)	17	26	1,483	82	1/3/7/37	7.8	17 / 26 / 1,483	-
Georgiadis Georgios Alexandros	School of Law (AUTH)	17	28	1,117	69	2/9/7/37	8.5	17 / 28 / 1,117	H
Karagiannis Konstantinos	School of Law (NKUA)	17	26	953	66	6/14/7/37	9.1	17 / 26 / 953	-
Papadopoulos Ioannis	School of Law (AUTH)	15	19	927	141	3/10/10/47	6.7	15 / 19 / 927	H
Venieris Iakovos	School of Law (NKUA)	15	20	746	116	7/15/10/47	8.7	15 / 20 / 746	H
Kourtis Ioannis	School of Law (NKUA)	14	15	778	26	8/16/12/52	14.6	14 / 15 / 778	H
Apostolidis Nikolaos	Department of Law (DUTH)	13	13	481	26	2/6/13/57	16.5	13 / 13 / 481	-
Giannopoulos Panagiotis	Department of Law (DUTH)	12	12	917	27	3/8/14/67	14.8	12 / 12 / 917	-
Kyriakopoulos Georgios	School of Law (NKUA)	12	13	678	48	9/18/14/67	14.3	12 / 13 / 678	H
Chatziioannou Vasileios Chatziioannou Vasileios	Department of Law (DUTH)	11	13	455	97	4/9/16/75	11.4	11 / 13 / 455	H
Sideris Dimitrios	School of Law (AUTH)	11	11	339	31	4/15/16/75	18.2	11 / 11 / 339	-
Vasileiadis Nikolaos	Department of Law (DUTH)	10	11	362	77	5/10/18/85	14.8	10 / 11 / 362	H
Christodoulou Konstantinos	School of Law (NKUA)	10	11	334	53	10/20/18/85	17.0	10 / 11 / 334	H
Kioupis Dimitrios	School of Law (NKUA)	10	10	328	33	10/20/18/85	18.9	10 / 10 / 328	H

Table C3b. Political science and public administration: top-20 academics by OpenAlex h-index, publications 2012-2025 (design A).

Academic	Department (Univ.)	h	i10	Cites	Pubs	Rank h d/u/a/all	Comp. (area)	Lifetime h / i10 / cites	Conf.
Theodoridis Georgios K.	Department of Political Science and Public Administration (NKUA)	43	119	7,205	282	1/1/1/1	1.2	43 / 119 / 7,205	H
Paraskevopoulos Christos	Department of Political Science and Public Administration (NKUA)	43	170	6,456	441	1/1/1/1	1.2	43 / 170 / 6,456	H
Christopoulos Dimitris	Department of Political Science and History (Panteion)	23	43	2,539	184	1/2/3/20	3.3	23 / 43 / 2,539	-
Panagiotopoulos Panagiotis-georgios	Department of Political Science and Public Administration (NKUA)	22	33	2,819	88	3/9/4/22	4.0	22 / 33 / 2,819	H
Andreadis Ioannis	School of Political Sciences (AUTH)	22	30	1,643	92	1/7/4/22	4.6	22 / 30 / 1,643	H
Papazoglou Emmanouil	Department of Political Science and International Relations (UoP)	16	26	837	47	1/1/6/43	7.3	16 / 26 / 837	-
Kioupkiolis Alexandros	School of Political Sciences (AUTH)	14	22	1,418	99	2/11/7/52	5.4	14 / 22 / 1,418	H
Stavrakakis Ioannis	School of Political Sciences (AUTH)	13	21	597	74	3/12/8/57	8.2	13 / 21 / 597	H
Roussos Sotirios	Department of Political Science and International Relations (UoP)	12	13	467	45	2/2/9/67	10.8	12 / 13 / 467	-
Sideris Dimitrios	Department of Political Science and History (Panteion)	11	11	339	31	2/10/10/75	13.3	11 / 11 / 339	-
Papaioannou Konstantinos	Department of Political Science and International Relations (UoP)	11	12	332	21	3/3/10/75	15.1	11 / 12 / 332	-
Tsatsanis Emmanouil (manos)	Department of Political Science and Public Administration (NKUA)	10	10	586	54	4/20/12/85	10.5	10 / 10 / 586	H
Nikolaos Papadakis	Department of Political Science (UoC)	10	10	351	43	1/5/12/85	13.2	10 / 10 / 351	H
Rori Lamprini	Department of Political Science and Public Administration (NKUA)	9	8	601	35	5/24/14/99	11.4	9 / 8 / 601	H
Tzifakis Nikolaos	Department of Political Science and International Relations (UoP)	9	9	296	42	4/4/14/99	15.1	9 / 9 / 296	H
Andreou Georgios	School of Political Sciences (AUTH)	7	6	393	28	4/20/16/126	15.6	7 / 6 / 393	H
Psychogiopoulou Evangelia	Department of Political Science and International Relations (UoP)	7	4	182	72	5/5/16/126	12.6	7 / 4 / 182	H
Manoli Panagiota	Department of Political Science and International Relations (UoP)	7	6	114	26	5/5/16/126	19.5	7 / 6 / 114	H
Tilemachos Iatridis	Department of Political Science (UoC)	6	3	365	14	2/9/19/147	19.4	6 / 3 / 365	H
Plakokefalos Ilias	Department of Political Science and Public Administration (NKUA)	6	6	199	29	6/32/19/147	18.7	6 / 6 / 199	H

Table C3c. Sociology, social policy, social work and anthropology: top-20 academics by OpenAlex h-index, publications 2012-2025 (design A).

Academic	Department (Univ.)	h	i10	Cites	Pubs	Rank h d/u/a/all	Comp. (area)	Lifetime h / i10 / cites	Conf.
Papadakaki Maria	Department of Social Work (HMU)	24	37	1,687	156	1/1/1/18	1.3	24 / 37 / 1,687	H
Papadopoulos Konstantinos	Department of Educational and Social Policy (UoM)	21	41	1,464	112	1/1/2/26	2.9	21 / 41 / 1,464	-
Kalaitzaki Argyroula	Department of Social Work (HMU)	17	31	1,285	93	2/2/3/37	4.1	17 / 31 / 1,285	H
Polyzos Nikolaos	Department of Social Work (DUTH)	17	29	1,226	54	1/3/3/37	5.3	17 / 29 / 1,226	H
Vasileiou Konstantina	Department of Social Work (UNIWA)	14	17	3,977	30	1/1/5/52	4.1	14 / 17 / 3,977	H
Boukala Salomi	Department of Social Anthropology (Panteion)	14	16	814	42	1/6/5/52	8.2	14 / 16 / 814	-
Petridis Petros	Department of Social Anthropology (Panteion)	13	16	1,572	50	2/7/7/57	6.1	13 / 16 / 1,572	-
Milienos Fotios	Department of Sociology (Panteion)	13	14	465	47	1/7/7/57	10.1	13 / 14 / 465	-
Christos Papatheodorou	Department of Social Policy (Panteion)	12	15	502	78	1/9/9/67	7.9	12 / 15 / 502	-
Platsidou Maria	Department of Educational and Social Policy (UoM)	12	14	454	40	2/2/9/67	12.4	12 / 14 / 454	H
Paraskevopoulos Dimitrios	Department of Sociology (UAegean)	12	14	424	38	1/6/9/67	13.1	12 / 14 / 424	-
Fachantidis Nikolaos	Department of Educational and Social Policy (UoM)	11	14	363	64	3/3/12/75	11.0	11 / 14 / 363	-
Maria Symeonaki	Department of Social Policy (Panteion)	11	11	304	57	2/10/12/75	12.0	11 / 11 / 304	-
Koukouli Sofia	Department of Social Work (HMU)	10	11	1,110	34	3/3/14/85	13.2	10 / 11 / 1,110	H
Koustriava Eleni	Department of Educational and Social Policy (UoM)	10	11	271	32	4/4/14/85	20.2	10 / 11 / 271	-
Moudatsou Maria	Department of Social Work (HMU)	9	9	980	33	4/4/16/99	14.6	9 / 9 / 980	H
Markakis Georgios	Department of Social Work (HMU)	9	9	625	29	4/4/16/99	17.4	9 / 9 / 625	H
Papakonstantinou Doxa	Department of Educational and Social Policy (UoM)	9	9	175	22	5/5/16/99	25.8	9 / 9 / 175	-
Ioannidis Alexis	Department of Social Policy (DUTH)	8	8	524	9	1/11/19/108	22.1	8 / 8 / 524	H
Dimakos Ioannis	Department of Education and Social Work (UPatras)	8	8	403	29	1/1/19/108	21.6	8 / 8 / 403	H

Table C3d. Psychology: top-20 academics by OpenAlex h-index, publications 2012-2025 (design A).

Academic	Department (Univ.)	h	i10	Cites	Pubs	Rank h d/u/a/all	Comp. (area)	Lifetime h / i10 / cites	Conf.
Lianos Panagiotis	Department of Psychology (UoI)	40	101	4,414	155	1/1/1/4	1.6	40 / 101 / 4,414	H
Kafetsios Konstantinos	School of Psychology (AUTH)	31	59	4,447	121	1/2/2/8	2.5	31 / 59 / 4,447	H
Anagnostopoulos Fotios	Department of Psychology (Panteion)	28	52	3,376	105	1/1/3/9	4.3	28 / 52 / 3,376	-
Xanthopoulou Despoina	School of Psychology (AUTH)	26	37	2,961	95	2/3/4/10	5.4	26 / 37 / 2,961	H
Konstantinos Mylonas	Department of Psychology (NKUA)	26	57	2,595	150	1/6/4/10	4.1	26 / 57 / 2,595	H
Foteini Christidi	Department of Psychology (NKUA)	26	59	2,215	132	1/6/4/10	5.0	26 / 59 / 2,215	H
Stella Giakoumaki	Department of Psychology (UoC)	25	41	4,234	70	1/1/7/15	6.2	25 / 41 / 4,234	H
Kosmidou Maria-Eleni	School of Psychology (AUTH)	25	43	2,512	78	3/6/7/15	7.9	25 / 43 / 2,512	H
Theofanis Panagiotaropoulos	Department of Psychology (NKUA)	21	29	2,285	64	3/11/9/26	10.2	21 / 29 / 2,285	H
Giannouli Vaitsa	Department of Psychology (DUTH)	21	59	1,684	214	1/1/9/26	2.5	21 / 59 / 1,684	H
Nikolakopoulos Stavros	Department of Psychology (UoI)	21	36	1,548	76	2/2/9/26	10.4	21 / 36 / 1,548	H
Makris Nikolaos	Department of Psychology (DUTH)	19	33	1,358	93	2/2/12/30	10.9	19 / 33 / 1,358	-
Ioannis Tsaousis	Department of Psychology (NKUA)	18	27	1,774	59	4/13/13/34	13.2	18 / 27 / 1,774	H
Pezirkianidis Christos	Department of Psychology (Panteion)	17	28	1,113	59	2/4/14/37	15.6	17 / 28 / 1,113	-
Theodoros Giovazolias	Department of Psychology (UoC)	16	21	971	38	2/2/15/43	19.7	16 / 21 / 971	H
Voulgaridou Ioanna	Department of Psychology (DUTH)	16	23	904	49	3/5/15/43	18.9	16 / 23 / 904	H
Karakasidou Eirini	Department of Psychology (Panteion)	16	20	865	60	3/5/15/43	16.6	16 / 20 / 865	-
Aretouli Eleni	Department of Psychology (UoI)	15	21	1,100	67	3/3/18/47	15.7	15 / 21 / 1,100	H
Sofia Triliva	Department of Psychology (UoC)	15	23	801	60	3/3/18/47	18.1	15 / 23 / 801	H
Deli Foteini	Department of Psychology (UoI)	15	24	713	40	3/3/18/47	22.9	15 / 24 / 713	H

Table C3e. Communication and media studies: top-20 academics by OpenAlex h-index, publications 2012-2025 (design A).

Academic	Department (Univ.)	h	i10	Cites	Pubs	Rank h d/u/a/all	Comp. (area)	Lifetime h / i10 / cites	Conf.
Gardikiotis Antonios	School of Journalism and Mass Media Studies (AUTH)	26	33	3,075	97	1/3/1/10	1.8	26 / 33 / 3,075	-
Veglis Andreas	School of Journalism and Mass Media Studies (AUTH)	26	53	1,947	132	1/3/1/10	1.9	26 / 53 / 1,947	H
Georgios Lappas	Department of Communication and Digital Media (UoWM)	25	45	2,642	97	1/1/3/15	3.8	25 / 45 / 2,642	H
Panagiotopoulos Nikos	Department of Communication and Media Studies (NKUA)	24	41	10,368	108	1/8/4/18	2.1	24 / 41 / 10,368	-
Anagnostopoulos CHristos-Nikolaos	Department of Cultural Technology and Communication (UAegean)	23	54	1,832	191	1/1/5/20	2.1	23 / 54 / 1,832	H
Dimoulas Charalampos	School of Journalism and Mass Media Studies (AUTH)	22	46	1,747	128	3/7/6/22	5.4	22 / 46 / 1,747	H

Academic	Department (Univ.)	h	i10	Cites	Pubs	Rank h d/u/a/all	Comp. (area)	Lifetime h / i10 / cites	Conf.
Kotis Konstantinos	Department of Cultural Technology and Communication (UAegean)	19	36	1,808	115	2/2/7/30	5.9	19 / 36 / 1,808	H
Kalloniatis Christos	Department of Cultural Technology and Communication (UAegean)	19	38	1,259	138	2/2/7/30	3.9	19 / 38 / 1,259	H
Karpouzis Kostas	Department of Communication, Media and Culture (Panteion)	18	29	1,233	98	1/3/9/34	8.2	18 / 29 / 1,233	-
Kasapakis Vlasios	Department of Cultural Technology and Communication (UAegean)	18	35	1,226	91	4/4/9/34	9.6	18 / 35 / 1,226	H
Tsekouras Georgios	Department of Cultural Technology and Communication (UAegean)	13	15	1,033	52	5/5/11/57	11.6	13 / 15 / 1,033	-
Alexandros Kleftodimos	Department of Communication and Digital Media (UoWM)	13	18	508	45	2/2/11/57	13.1	13 / 18 / 508	H
Boumparis Nikolaos	Department of Cultural Technology and Communication (UAegean)	11	14	990	33	6/7/13/75	14.6	11 / 14 / 990	H
Dragouni Mina	Department of Communication, Media and Culture (Panteion)	11	13	941	30	2/10/13/75	15.5	11 / 13 / 941	-
Kavakli Evangelia	Department of Cultural Technology and Communication (UAegean)	11	14	468	59	6/7/13/75	13.7	11 / 14 / 468	H
Dekoulou Paraskevi	School of Journalism and Mass Media Studies (AUTH)	10	10	530	32	4/17/16/85	17.1	10 / 10 / 530	H
Chrysanthi Angeliki	Department of Cultural Technology and Communication (UAegean)	10	10	320	29	8/9/16/85	19.5	10 / 10 / 320	H
Stavrianea Aikaterini	Department of Communication and Media Studies (NKUA)	9	9	479	43	2/24/18/99	16.2	9 / 9 / 479	H
Tsipis Athanasios	Department of Digital Media and Communication (IONIO)	9	8	314	29	1/1/18/99	20.8	9 / 8 / 314	H
Pavlogeorgatos Gerasimos	Department of Cultural Technology and Communication (UAegean)	9	7	308	23	9/10/18/99	21.8	9 / 7 / 308	H

Table C3f. International and European studies: top-20 academics by OpenAlex h-index, publications 2012-2025 (design A).

Academic	Department (Univ.)	h	i10	Cites	Pubs	Rank h d/u/a/all	Comp. (area)	Lifetime h / i10 / cites	Conf.
Karageorgou Vasiliki	Department of International, European and Area Studies (Panteion)	10	12	410	36	1/13/1/85	1.2	10 / 12 / 410	-
Papazoglou Christos	Department of International, European and Area Studies (Panteion)	8	8	395	12	2/15/2/108	2.6	8 / 8 / 395	-
Kourtelis Christos	Department of International, European and Area Studies (Panteion)	7	7	137	32	3/19/3/126	3.3	7 / 7 / 137	-
Galani Sofia	Department of International, European and Area Studies (Panteion)	6	3	100	43	4/22/4/147	2.1	6 / 3 / 100	-
Syrigos Evangelos	Department of International, European and Area Studies (Panteion)	5	5	310	19	5/27/5/168	4.1	5 / 5 / 310	-
Tsimonis Konstantinos	Department of International, European and Area Studies (Panteion)	5	3	136	29	5/27/5/168	4.6	5 / 3 / 136	H
Platias Charalampos	Department of International, European and Area Studies (Panteion)	5	3	66	8	5/27/5/168	6.6	5 / 3 / 66	-
Angelou Angelos	Department of International, European and Area Studies (Panteion)	3	3	62	13	8/42/8/225	7.2	3 / 3 / 62	-
Papastamou Andreas	Department of International, European and Area Studies (Panteion)	3	1	34	9	8/42/8/225	8.6	3 / 1 / 34	-
Karagiannopoulou Chara	Department of International, European and Area Studies (Panteion)	2	1	40	8	10/50/10/260	9.3	2 / 1 / 40	-
Mastrogiannis Anastasios	Department of International, European and Area Studies (Panteion)	1	0	3	1	11/63/11/324	11.0	1 / 0 / 3	-
Stasinopoulos Giorgos	Department of International, European and Area Studies (Panteion)	0	0	0	1	12/76/12/414	11.6	0 / 0 / 0	-

Appendix D. Semantic Scholar: complete results of designs A and B, publications 2012-2025

This appendix reports Semantic Scholar in full, with the same definitions, windows and ranking rules as the Google Scholar results of Section 5, so that every department and area can be read under a second source with its own coverage (Section 3C). Table D1 gives the design-A department statistics per area, Table D2 the design-B department indicators, and Table D3 the top-20 academics per area by the Semantic Scholar 2012-2025 h-index.

Table D1a. Law: Semantic Scholar indicators of academics, publications 2012-2025 (design A). Cells give mean (SD) [median]. Departments ordered by mean h.

Department (Univ.)	N	TRS	Publications mean (SD)	Citations mean (SD)	h mean (SD) [median]	Mean i10	Mean m
School of Law (NKUA)	72	105	17.1 (35.7)	415.8 (2,049.3)	4.2 (9.1) [1.0]	5.8	0.233

Department (Univ.)	N	TRS	Publications mean (SD)	Citations mean (SD)	h mean (SD) [median]	Mean i10	Mean m
School of Law (AUTH)	61	70	19.2 (51.4)	316.5 (1,058.4)	3.8 (8.3) [1.0]	6.8	0.183
Department of Law (DUTH)	38	56	8.7 (17.5)	116.8 (395.9)	2.6 (5.3) [1.0]	2.3	0.148

Table D1b. Political science and public administration: Semantic Scholar indicators of academics, publications 2012-2025 (design A). Cells give mean (SD) [median]. Departments ordered by mean h.

Department (Univ.)	N	TRS	Publications mean (SD)	Citations mean (SD)	h mean (SD) [median]	Mean i10	Mean m
Department of Political Science and Public Administration (NKUA)	24	31	21.3 (22.5)	200.5 (288.6)	4.8 (5.0) [2.5]	4.6	0.207
School of Political Sciences (AUTH)	18	20	21.4 (27.8)	213.3 (371.6)	4.7 (5.4) [2.5]	4.9	0.250
Department of Political Science and International Relations (UoP)	18	19	21.4 (20.0)	170.7 (337.8)	4.7 (5.7) [2.0]	4.8	0.250
Department of Political Science (DUTH)	1	1	6.0 (-)	39.0 (-)	3.0 (-) [3.0]	1.0	0.333
Department of Political Science and History (Panteion)	25	31	9.3 (11.7)	122.7 (254.9)	3.0 (3.6) [1.0]	2.2	0.165
Department of Political Science (UoC)	13	30	4.5 (3.5)	44.0 (84.2)	1.7 (1.4) [2.0]	0.7	0.141

Table D1c. Sociology, social policy, social work and anthropology: Semantic Scholar indicators of academics, publications 2012-2025 (design A). Cells give mean (SD) [median]. Departments ordered by mean h.

Department (Univ.)	N	TRS	Publications mean (SD)	Citations mean (SD)	h mean (SD) [median]	Mean i10	Mean m
Department of Social Work (HMU)	15	19	38.4 (47.5)	763.1 (1,213.8)	9.8 (9.8) [8.0]	14.1	0.481
Department of Educational and Social Policy (UoM)	17	18	20.3 (14.9)	158.9 (179.9)	5.9 (3.8) [6.0]	4.9	0.349
Department of Education and Social Work (UPatras)	21	22	16.2 (18.7)	321.4 (747.4)	5.7 (7.6) [2.0]	5.9	0.249
Department of Social Anthropology and History (UAegean)	18	19	19.4 (49.2)	442.3 (1,256.5)	4.7 (9.0) [2.0]	7.6	0.167
Department of Social Work (UNIWA)	18	18	13.4 (9.4)	99.7 (104.5)	4.6 (2.9) [5.0]	3.1	0.353
Department of Social Policy (DUTH)	8	10	9.6 (5.5)	136.9 (162.7)	4.0 (2.6) [3.5]	2.6	0.202
Department of Social Work (DUTH)	14	15	10.6 (15.7)	101.9 (194.8)	3.7 (4.6) [2.5]	3.1	0.259
Department of Social Anthropology (Panteion)	14	15	11.9 (15.8)	98.8 (172.9)	3.2 (4.0) [1.5]	2.5	0.217
Department of Sociology (UoC)	14	24	7.6 (8.2)	78.1 (136.6)	2.9 (3.4) [1.0]	2.1	0.164
Department of Sociology (UAegean)	17	17	11.8 (14.7)	45.0 (61.7)	2.6 (2.1) [2.0]	1.0	0.163
Department of Sociology (NKUA)	3	4	5.3 (2.5)	31.7 (28.7)	2.3 (1.1) [3.0]	1.0	0.136
Department of Sociology (Panteion)	23	27	8.6 (9.9)	40.0 (93.0)	2.2 (2.7) [1.0]	1.2	0.116
Department of Social Policy (Panteion)	18	20	5.7 (4.8)	48.6 (122.1)	1.9 (2.0) [1.5]	0.9	0.125
Department of History, Archaeology and Social Anthropology (UThessaly)	20	21	6.2 (5.2)	41.8 (153.8)	1.8 (2.6) [1.0]	0.8	0.074

Table D1d. Psychology: Semantic Scholar indicators of academics, publications 2012-2025 (design A). Cells give mean (SD) [median]. Departments ordered by mean h.

Department (Univ.)	N	TRS	Publications mean (SD)	Citations mean (SD)	h mean (SD) [median]	Mean i10	Mean m
School of Psychology (AUTH)	21	22	30.0 (35.4)	738.8 (1,131.8)	8.0 (8.4) [5.0]	10.2	0.350
Department of Psychology (Panteion)	13	14	13.5 (16.6)	331.4 (744.3)	5.0 (6.6) [2.0]	5.0	0.268
Department of Psychology (DUTH)	5	5	12.8 (20.4)	180.2 (367.3)	4.2 (6.8) [1.0]	5.4	0.316
Department of Psychology (UoI)	14	14	11.2 (12.8)	175.6 (335.1)	4.1 (3.6) [3.5]	3.0	0.305
Department of Psychology (NKUA)	10	19	11.5 (25.1)	363.9 (1,101.9)	3.0 (6.1) [1.0]	4.2	0.287
Department of Psychology (UoC)	13	27	7.0 (13.1)	92.5 (266.6)	2.5 (4.2) [1.0]	2.4	0.300
Department of Psychology (UoWM)	0	2	- (-)	- (-)	- (-) [-]	-	-

Table D1e. Communication and media studies: Semantic Scholar indicators of academics, publications 2012-2025 (design A). Cells give mean (SD) [median]. Departments ordered by mean h.

Department (Univ.)	N	TRS	Publications mean (SD)	Citations mean (SD)	h mean (SD) [median]	Mean i10	Mean m
Department of Cultural Technology and Communication (UAegean)	20	22	45.2 (55.2)	524.3 (642.5)	8.9 (6.8) [7.5]	14.2	0.417
Department of Communication and Media Studies (NKUA)	21	22	23.2 (34.4)	677.4 (2,199.4)	6.5 (10.3) [3.0]	7.3	0.229
Department of Communication and Digital Media (UoWM)	8	15	16.6 (18.0)	438.1 (643.1)	6.1 (5.5) [6.0]	5.9	0.426
Department of Digital Media and Communication (IONIO)	10	10	17.0 (13.9)	140.9 (159.0)	5.7 (4.4) [5.5]	4.9	0.267
School of Journalism and Mass Media Studies (AUTH)	19	19	18.9 (34.9)	248.3 (521.7)	4.9 (6.7) [2.0]	6.5	0.205
Department of Communication, Media and Culture (Panteion)	18	19	12.7 (18.7)	155.9 (336.5)	3.7 (4.7) [2.0]	3.2	0.208

Department (Univ.)	N	TRS	Publications mean (SD)	Citations mean (SD)	h mean (SD) [median]	Mean i10	Mean m
Department of Culture, Creative Media and Industries (UThessaly)	3	4	7.0 (4.4)	45.7 (37.3)	2.7 (2.1) [2.0]	1.0	0.207

Table D1f. International and European studies: Semantic Scholar indicators of academics, publications 2012-2025 (design A). Cells give mean (SD) [median]. Departments ordered by mean h.

Department (Univ.)	N	TRS	Publications mean (SD)	Citations mean (SD)	h mean (SD) [median]	Mean i10	Mean m
Department of International, European and Area Studies (Panteion)	23	28	13.3 (12.7)	132.6 (181.8)	4.2 (3.2) [4.0]	2.9	0.251

Table D2a. Law: Semantic Scholar documents 2012-2025 per department (design B). Ordered by citations per TRS member.

Department (Univ.)	TRS	No profile	Papers	Citations	Papers/ TRS	Cit./TRS	Cit./paper	Rank cit/TRS (area)	Rank cit/paper (area)	Rank in univ.
School of Law (NKUA)	105	33	1220	29937	11.62	285.11	24.54	1	1	2
School of Law (AUTH)	70	9	1173	19303	16.76	275.76	16.46	2	2	2
Department of Law (DUTH)	56	18	331	4437	5.91	79.23	13.40	3	3	4

Table D2b. Political science and public administration: Semantic Scholar documents 2012-2025 per department (design B). Ordered by citations per TRS member.

Department (Univ.)	TRS	No profile	Papers	Citations	Papers/ TRS	Cit./TRS	Cit./paper	Rank cit/TRS (area)	Rank cit/paper (area)	Rank in univ.
School of Political Sciences (AUTH)	20	2	385	3840	19.25	192.00	9.97	1	2	4
Department of Political Science and International Relations (UoP)	19	1	374	3065	19.68	161.32	8.20	2	5	1
Department of Political Science and Public Administration (NKUA)	31	7	511	4811	16.48	155.19	9.41	3	4	4
Department of Political Science and History (Panteion)	31	6	232	3067	7.48	98.94	13.22	4	1	4
Department of Political Science (DUTH)	1	0	6	39	6.00	39.00	6.50	5	6	5
Department of Political Science (UoC)	30	17	59	572	1.97	19.07	9.69	6	3	3

Table D2c. Sociology, social policy, social work and anthropology: Semantic Scholar documents 2012-2025 per department (design B). Ordered by citations per TRS member.

Department (Univ.)	TRS	No profile	Papers	Citations	Papers/ TRS	Cit./TRS	Cit./paper	Rank cit/TRS (area)	Rank cit/paper (area)	Rank in univ.
Department of Social Work (HMU)	19	4	545	10538	28.68	554.63	19.34	1	3	1
Department of Social Anthropology and History (UAegean)	19	1	346	7868	18.21	414.11	22.74	2	1	2
Department of Education and Social Work (UPatras)	22	1	326	6696	14.82	304.36	20.54	3	2	1
Department of Educational and Social Policy (UoM)	18	1	334	2580	18.56	143.33	7.72	4	9	1
Department of Social Policy (DUTH)	10	2	77	1095	7.70	109.50	14.22	5	4	2
Department of Social Work (DUTH)	15	1	143	1420	9.53	94.67	9.93	6	6	3
Department of Social Work (UNIWA)	18	0	220	1678	12.22	93.22	7.63	7	10	1
Department of Social Anthropology (Panteion)	15	1	166	1383	11.07	92.20	8.33	8	8	5
Department of Sociology (UoC)	24	10	106	1093	4.42	45.54	10.31	9	5	1
Department of Sociology (UAegean)	17	0	196	763	11.53	44.88	3.89	10	14	3
Department of Social Policy (Panteion)	20	2	103	875	5.15	43.75	8.50	11	7	6
Department of History, Archaeology and Social Anthropology (UThessaly)	21	1	122	835	5.81	39.76	6.84	12	11	1
Department of Sociology (Panteion)	27	4	198	921	7.33	34.11	4.65	13	13	7
Department of Sociology (NKUA)	4	1	16	95	4.00	23.75	5.94	14	12	5

Table D2d. Psychology: Semantic Scholar documents 2012-2025 per department (design B). Ordered by citations per TRS member.

Department (Univ.)	TRS	No profile	Papers	Citations	Papers/ TRS	Cit./TRS	Cit./paper	Rank cit/TRS (area)	Rank cit/paper (area)	Rank in univ.
School of Psychology (AUTH)	22	1	617	15461	28.05	702.77	25.06	1	2	1
Department of Psychology (Panteion)	14	1	175	4304	12.50	307.43	24.59	2	3	1
Department of Psychology (NKUA)	19	9	115	3639	6.05	191.53	31.64	3	1	3
Department of Psychology (DUTH)	5	0	64	901	12.80	180.20	14.08	4	5	1
Department of Psychology (UoI)	14	0	156	2457	11.14	175.50	15.75	5	4	1
Department of Psychology (UoC)	27	14	91	1202	3.37	44.52	13.21	6	6	2
Department of Psychology (UoWM)	2	2	0	0	0.00	0.00	0.00	7	7	2

Table D2e. Communication and media studies: Semantic Scholar documents 2012-2025 per department (design B). Ordered by citations per TRS member.

Department (Univ.)	TRS	No profile	Papers	Citations	Papers/ TRS	Cit./TRS	Cit./paper	Rank cit/TRS (area)	Rank cit/paper (area)	Rank in univ.
Department of Communication and Media Studies (NKUA)	22	1	484	14223	22.00	646.50	29.39	1	1	1
Department of Cultural Technology and Communication (UAegean)	22	2	836	9861	38.00	448.23	11.80	2	5	1
Department of Communication and Digital Media (UoWM)	15	7	130	3443	8.67	229.53	26.48	3	2	1
School of Journalism and Mass Media Studies (AUTH)	19	0	316	4217	16.63	221.95	13.34	4	3	3
Department of Communication, Media and Culture (Panteion)	19	1	223	2794	11.74	147.05	12.53	5	4	2
Department of Digital Media and Communication (IONIO)	10	0	157	1308	15.70	130.80	8.33	6	6	1
Department of Culture, Creative Media and Industries (UThessaly)	4	1	21	137	5.25	34.25	6.52	7	7	2

Table D2f. International and European studies: Semantic Scholar documents 2012-2025 per department (design B). Ordered by citations per TRS member.

Department (Univ.)	TRS	No profile	Papers	Citations	Papers/ TRS	Cit./TRS	Cit./paper	Rank cit/TRS (area)	Rank cit/paper (area)	Rank in univ.
Department of International, European and Area Studies (Panteion)	28	5	306	3049	10.93	108.89	9.96	1	1	3

Table D3a. Law: top-20 academics by Semantic Scholar h-index, publications 2012-2025 (design A).

Academic	Department (Univ.)	h	i10	Cites	Pubs	Rank h d/u/a/all	Comp. (area)	Lifetime h / i10 / cites	Conf.
Dimakis Alexandros	School of Law (NKUA)	60	125	16,875	182	1/1/1/1	1.3	76 / 179 / 25,869	L
Vlachos Konstantinos	School of Law (AUTH)	36	106	4,749	245	1/1/2/4	2.2	36 / 106 / 4,749	M
Gogos Konstantinos	School of Law (AUTH)	33	82	5,184	153	2/2/3/5	2.8	50 / 185 / 12,225	L
Androulakis Ioannis	School of Law (NKUA)	33	81	3,516	151	2/3/3/5	4.1	33 / 81 / 3,516	M
Kyriazis Dimitrios Vasileios	School of Law (AUTH)	32	104	4,133	280	3/3/5/7	2.1	35 / 119 / 4,818	L
Georgiadis Georgios	School of Law (NKUA)	29	58	2,911	113	3/4/6/9	6.3	30 / 62 / 3,079	M
Delios Athanasios	Department of Law (DUTH)	28	33	2,372	85	1/1/7/11	7.8	55 / 85 / 12,145	L
Papakyriakou Theodoros	School of Law (AUTH)	26	48	1,957	84	4/6/8/15	9.0	40 / 87 / 4,197	L
Zachariadis Athanasios	School of Law (AUTH)	23	37	1,563	85	5/8/9/18	9.3	31 / 62 / 3,075	L
Iliadou Aikaterini	School of Law (NKUA)	20	25	1,512	43	4/5/10/21	11.1	39 / 75 / 9,159	L
Giannoulis Georgios	School of Law (NKUA)	17	28	965	126	5/7/11/32	8.6	18 / 29 / 1,038	L
Venieris Iakovos	School of Law (NKUA)	15	20	806	102	6/9/12/39	10.3	26 / 75 / 2,901	L
Papastavridis Evthymios	School of Law (NKUA)	15	24	703	94	6/9/12/39	11.1	15 / 24 / 703	M
Apostolidis Nikolaos	Department of Law (DUTH)	13	16	581	27	2/4/14/49	14.9	15 / 20 / 1,046	L
Pantazopoulos Petros	School of Law (AUTH)	12	13	521	23	6/15/15/54	17.0	12 / 13 / 521	M
Mantzouranis Ioannis	Department of Law (DUTH)	12	13	398	32	3/5/15/54	16.2	13 / 15 / 466	L
Skandalis Ioannis	School of Law (NKUA)	11	11	243	21	8/14/17/63	20.8	27 / 43 / 3,416	L
Kioupis Dimitrios	School of Law (NKUA)	10	10	302	26	9/16/18/75	19.3	11 / 11 / 323	L
Vasileiadis Nikolaos	Department of Law (DUTH)	9	9	303	64	4/7/19/88	16.7	9 / 9 / 303	M
Plevri Anna	School of Law (AUTH)	7	5	188	19	7/23/20/120	24.2	7 / 5 / 188	L

Table D3b. Political science and public administration: top-20 academics by Semantic Scholar h-index, publications 2012-2025 (design A).

Academic	Department (Univ.)	h	i10	Cites	Pubs	Rank h d/u/a/all	Comp. (area)	Lifetime h / i10 / cites	Conf.
Vandoros Sotirios	Department of Political Science and International Relations (UoP)	21	34	1,289	59	1/1/1/20	1.3	24 / 41 / 1,651	L
Andreou Georgios	School of Political Sciences (AUTH)	18	29	1,091	99	1/11/2/27	1.6	25 / 56 / 1,963	L
Athanasopoulou Ekavi	Department of Political Science and Public Administration (NKUA)	16	19	928	49	1/8/3/36	4.7	16 / 19 / 928	M
Kioupkiolis Alexandros	School of Political Sciences (AUTH)	15	21	1,121	72	2/12/4/39	2.8	15 / 22 / 1,146	M
Papazoglou Emmanouil	Department of Political Science and International Relations (UoP)	15	25	743	47	2/2/4/39	6.4	15 / 25 / 743	M
Theodoridis Georgios K.	Department of Political Science and Public Administration (NKUA)	15	24	733	81	2/9/4/39	3.5	22 / 53 / 1,856	L
Ladi Styliani	Department of Political Science and History (Panteion)	12	16	810	44	1/3/7/54	8.3	15 / 23 / 1,041	L
Sotiropoulos Dimitrios A.	Department of Political Science and Public Administration (NKUA)	11	13	824	39	3/14/8/63	8.4	11 / 13 / 824	M
Stylianou Aristotelis	School of Political Sciences (AUTH)	11	13	722	41	3/16/8/63	10.1	12 / 15 / 1,098	L
Roussos Sotirios	Department of Political Science and International Relations (UoP)	11	11	401	55	3/3/8/63	7.6	12 / 18 / 568	L
Kavala Maria	School of Political Sciences (AUTH)	11	11	388	54	3/16/8/63	9.1	17 / 31 / 1,419	L

Academic	Department (Univ.)	h	i10	Cites	Pubs	Rank h d/u/a/all	Comp. (area)	Lifetime h / i10 / cites	Conf.
Altiparmakis Argyris	Department of Political Science and History (Panteion)	10	11	967	28	2/11/12/75	7.8	10 / 11 / 967	M
Vrousalis Nikolas	Department of Political Science and Public Administration (NKUA)	10	10	398	46	4/16/12/75	12.9	10 / 11 / 429	L
Zervaki Antonia	Department of Political Science and Public Administration (NKUA)	10	11	238	35	4/16/12/75	15.3	12 / 15 / 437	L
Tsatsanis Emmanouil (manos)	Department of Political Science and Public Administration (NKUA)	9	8	492	55	6/20/15/88	8.4	11 / 11 / 536	M
Plakokefalos Ilias	Department of Political Science and Public Administration (NKUA)	9	9	345	53	6/20/15/88	12.0	11 / 13 / 541	L
Georgiadou Vasiliki	Department of Political Science and History (Panteion)	9	9	266	28	3/12/15/88	17.7	10 / 10 / 289	H
Rori Lamprini	Department of Political Science and Public Administration (NKUA)	8	7	417	30	8/23/18/102	16.0	8 / 7 / 420	L
Athanasiadis Charis	Department of Political Science and History (Panteion)	8	6	199	23	4/14/18/102	20.8	8 / 6 / 200	L
Tzifakis Nikolaos	Department of Political Science and International Relations (UoP)	7	5	237	35	4/4/20/120	18.7	13 / 13 / 407	H

Table D3c. Sociology, social policy, social work and anthropology: top-20 academics by Semantic Scholar h-index, publications 2012-2025 (design A).

Academic	Department (Univ.)	h	i10	Cites	Pubs	Rank h d/u/a/all	Comp. (area)	Lifetime h / i10 / cites	Conf.
Petridou Elia	Department of Social Anthropology and History (UAegean)	40	115	5,305	215	1/1/1/3	1.0	59 / 237 / 12,487	L
Micheli Aikaterini	Department of Social Work (HMU)	32	78	4,449	150	1/1/2/7	2.0	39 / 110 / 6,907	L
Koutra Kleio	Department of Social Work (HMU)	29	53	2,414	102	2/2/3/9	3.6	29 / 53 / 2,417	L
Panagiotopoulou Penny	Department of Education and Social Work (UPatras)	28	38	3,248	46	1/1/4/11	4.5	37 / 57 / 5,952	L
Kalaitzaki Argyroula	Department of Social Work (HMU)	19	27	1,233	89	3/3/5/25	5.3	19 / 29 / 1,281	L
Nikolaou Georgios	Department of Education and Social Work (UPatras)	18	25	988	55	2/2/6/27	7.4	18 / 26 / 1,007	L
Sakellariou Angeliki	Department of Education and Social Work (UPatras)	17	18	1,102	37	3/3/7/32	8.6	21 / 26 / 1,473	L
Filippidis Georgios	Department of Social Work (DUTH)	17	22	664	58	1/2/7/32	8.6	24 / 52 / 1,626	L
Lampropoulos Charilaos	Department of Education and Social Work (UPatras)	16	25	690	60	4/4/9/36	8.6	16 / 25 / 690	M
Papadakaki Maria	Department of Social Work (HMU)	14	15	740	103	4/4/10/45	5.8	18 / 21 / 1,070	L
Syriopoulou-Delli Christina	Department of Educational and Social Policy (UoM)	14	19	668	47	1/1/10/45	12.0	14 / 19 / 668	M
Tzelepi Elena	Department of History, Archaeology and Social Anthropology (UThessaly)	12	13	693	21	1/1/12/54	15.8	36 / 84 / 4,373	L
Milienos Fotios	Department of Sociology (Panteion)	12	13	437	41	1/3/12/54	14.7	12 / 13 / 465	L
Platsidou Maria	Department of Educational and Social Policy (UoM)	12	16	430	25	2/2/12/54	17.9	18 / 27 / 1,470	H
Boukala Salomi	Department of Social Anthropology (Panteion)	11	11	557	33	1/6/15/63	16.8	11 / 11 / 557	M
Vasileiou Konstantina	Department of Social Work (UNIWA)	11	15	386	38	1/1/15/63	17.3	14 / 21 / 670	L
Athanasopoulou Angeliki	Department of Social Anthropology (Panteion)	11	12	359	53	1/6/15/63	15.4	11 / 12 / 359	M
Fragkos Stavros	Department of Social Work (DUTH)	10	11	419	31	2/6/18/75	19.9	10 / 11 / 427	L
Fachantidis Nikolaos	Department of Educational and Social Policy (UoM)	10	10	328	55	3/3/18/75	14.8	10 / 10 / 331	H
Koustriava Eleni	Department of Educational and Social Policy (UoM)	10	11	276	36	3/3/18/75	20.2	12 / 14 / 347	H

Table D3d. Psychology: top-20 academics by Semantic Scholar h-index, publications 2012-2025 (design A).

Academic	Department (Univ.)	h	i10	Cites	Pubs	Rank h d/u/a/all	Comp. (area)	Lifetime h / i10 / cites	Conf.
Kafetsios Konstantinos	School of Psychology (AUTH)	28	60	2,679	111	1/4/1/11	1.8	34 / 81 / 4,977	L
Xanthopoulou Despoina	School of Psychology (AUTH)	27	38	3,058	82	2/5/2/14	2.6	37 / 53 / 14,845	L
Anagnostopoulos Fotios	Department of Psychology (Panteion)	24	35	2,699	51	1/1/3/16	3.8	32 / 54 / 3,477	M
Chrysi Chatzichristou	Department of Psychology (NKUA)	20	39	3,499	82	1/5/4/21	2.8	20 / 39 / 3,499	M
Messinis Lampros	School of Psychology (AUTH)	20	38	1,278	119	3/9/4/21	2.2	27 / 59 / 2,028	L
Voulgaridou Ioanna	Department of Psychology (DUTH)	16	23	836	48	1/3/6/36	7.9	16 / 23 / 837	H
Stefanos Mastrotheodoros	Department of Psychology (UoC)	15	25	968	49	1/1/7/39	7.9	15 / 25 / 968	M
Michalopoulou Lito Eleni	School of Psychology (AUTH)	14	15	618	50	4/13/8/45	8.7	15 / 17 / 738	L
Baka Afroditi	School of Psychology (AUTH)	13	14	1,986	32	5/14/9/49	8.6	13 / 15 / 1,998	L
Prodromitis Gerasimos	Department of Psychology (Panteion)	11	12	787	34	2/6/10/63	11.2	13 / 17 / 906	L
Alevriadou Anastasia	School of Psychology (AUTH)	11	12	355	45	6/16/10/63	11.2	15 / 25 / 762	L
Masoura Elvira	School of Psychology (AUTH)	10	10	539	51	7/19/12/75	8.5	12 / 13 / 1,068	H
Georganta Katerina	Department of Psychology (UoI)	9	8	1,296	23	1/1/13/88	10.9	9 / 8 / 1,296	M
Grigoropoulos Iraklis	Department of Psychology (UoI)	9	8	284	44	1/1/13/88	13.2	9 / 8 / 284	L
Gonida Sofia-Elevtheria	School of Psychology (AUTH)	8	7	658	29	8/22/15/102	13.8	13 / 14 / 1,258	L

Academic	Department (Univ.)	h	i10	Cites	Pubs	Rank h d/u/a/all	Comp. (area)	Lifetime h / i10 / cites	Conf.
Alexias Georgios	Department of Psychology (Panteion)	8	7	291	38	3/14/15/102	14.1	10 / 10 / 363	L
Kazali Elena	Department of Psychology (UoI)	8	7	207	11	3/3/15/102	19.2	8 / 7 / 207	M
Andriopoulou Panoraia	Department of Psychology (UoI)	8	5	185	27	3/3/15/102	17.1	8 / 5 / 185	L
Lianos Panagiotis	Department of Psychology (UoI)	7	7	175	13	5/5/19/120	20.6	7 / 7 / 175	M
Giannousi Zoi	Department of Psychology (Panteion)	6	6	238	11	4/21/20/140	21.0	9 / 9 / 487	L

Table D3e. Communication and media studies: top-20 academics by Semantic Scholar h-index, publications 2012-2025 (design A).

Academic	Department (Univ.)	h	i10	Cites	Pubs	Rank h d/u/a/all	Comp. (area)	Lifetime h / i10 / cites	Conf.
Christakis Nikolas	Department of Communication and Media Studies (NKUA)	48	81	10,161	157	1/2/1/2	1.2	94 / 229 / 48,141	L
Veglis Andreas	School of Journalism and Mass Media Studies (AUTH)	24	49	1,961	119	1/7/2/16	2.6	25 / 61 / 2,507	L
Anagnostopoulos CHristos-Nikolaos	Department of Cultural Technology and Communication (UAegean)	23	64	2,400	224	1/2/3/18	1.6	29 / 95 / 3,626	M
Dimoulas Charalampos	School of Journalism and Mass Media Studies (AUTH)	20	43	1,361	112	2/9/4/21	5.1	21 / 55 / 1,778	M
Kotis Konstantinos	Department of Cultural Technology and Communication (UAegean)	19	40	1,677	111	2/3/5/25	5.3	25 / 59 / 2,662	H
Kalloniatis Christos	Department of Cultural Technology and Communication (UAegean)	18	41	1,264	113	3/4/6/27	5.5	22 / 54 / 1,842	M
Karpouzis Kostas	Department of Communication, Media and Culture (Panteion)	18	26	1,221	78	1/2/6/27	7.7	36 / 82 / 5,279	L
Kasapakis Vlasios	Department of Cultural Technology and Communication (UAegean)	18	37	1,144	85	3/4/6/27	7.7	18 / 37 / 1,147	H
Maria Matsiola	Department of Communication and Digital Media (UoWM)	17	22	1,027	39	1/1/9/32	11.2	17 / 22 / 1,027	M
Kosta Elsa	Department of Cultural Technology and Communication (UAegean)	14	24	640	88	5/6/10/45	9.7	18 / 35 / 1,243	L
Rigou Myrto	Department of Communication and Media Studies (NKUA)	13	18	721	62	2/12/11/49	11.4	13 / 18 / 721	M
Kavakli Evangelia	Department of Cultural Technology and Communication (UAegean)	13	16	498	47	6/7/11/49	12.9	22 / 38 / 1,817	L
Sgora Angeliki	Department of Digital Media and Communication (IONIO)	13	15	497	33	1/1/11/49	14.4	15 / 23 / 866	M
Armenakis Antonis	Department of Communication and Media Studies (NKUA)	12	12	1,412	30	3/13/14/54	10.6	45 / 84 / 14,624	L
Dragouni Mina	Department of Communication, Media and Culture (Panteion)	12	13	877	27	2/3/14/54	15.5	12 / 13 / 877	L
Stefanopoulou Evdokia	Department of Cultural Technology and Communication (UAegean)	12	13	511	23	7/8/14/54	18.1	14 / 16 / 749	L
Boumparis Nikolaos	Department of Cultural Technology and Communication (UAegean)	10	11	749	25	8/9/17/75	17.6	10 / 11 / 750	H
Nikolaidou Afroditi	Department of Communication and Media Studies (NKUA)	10	12	479	31	4/16/17/75	18.9	10 / 12 / 479	L
Georgios Lappas	Department of Communication and Digital Media (UoWM)	10	11	347	46	2/2/17/75	16.7	10 / 11 / 347	M
Tsipis Athanasios	Department of Digital Media and Communication (IONIO)	10	10	273	29	2/2/17/75	22.1	10 / 10 / 277	M

Table D3f. International and European studies: top-20 academics by Semantic Scholar h-index, publications 2012-2025 (design A).

Academic	Department (Univ.)	h	i10	Cites	Pubs	Rank h d/u/a/all	Comp. (area)	Lifetime h / i10 / cites	Conf.
Evangelopoulos Giorgos	Department of International, European and Area Studies (Panteion)	11	12	783	29	1/6/1/63	1.3	20 / 25 / 1,325	M
Karageorgou Vasiliki	Department of International, European and Area Studies (Panteion)	11	11	346	32	1/6/1/63	1.5	11 / 12 / 428	M
Paipais Vasileios	Department of International, European and Area Studies (Panteion)	9	9	229	55	3/12/3/88	2.0	10 / 10 / 244	M
Platias Charalampos	Department of International, European and Area Studies (Panteion)	8	5	119	12	4/14/4/102	6.2	8 / 5 / 121	L
Dimitrakopoulos Dionysios	Department of International, European and Area Studies (Panteion)	6	3	197	11	5/21/5/140	6.8	8 / 7 / 425	L
Syrigos Evangelos	Department of International, European and Area Studies (Panteion)	5	5	285	12	6/27/6/176	5.5	5 / 5 / 286	H
Tsimonis Konstantinos	Department of International, European and Area Studies (Panteion)	5	3	125	18	6/27/6/176	6.5	5 / 3 / 125	H
Kourtelis Christos	Department of International, European and Area Studies (Panteion)	5	4	81	25	6/27/6/176	5.8	5 / 4 / 81	M
Koppa Maria – Eleni	Department of International, European and Area Studies (Panteion)	5	4	77	7	6/27/6/176	9.3	6 / 5 / 97	L
Galani Sofia	Department of International, European and Area Studies (Panteion)	5	0	48	24	6/27/6/176	6.8	5 / 0 / 48	L
Angelou Angelos	Department of International, European and Area Studies (Panteion)	4	3	60	10	11/34/11/201	11.6	4 / 3 / 60	M

Academic	Department (Univ.)	h	i10	Cites	Pubs	Rank h d/u/a/all	Comp. (area)	Lifetime h / i10 / cites	Conf.
Arvanitopoulos Konstantinos	Department of International, European and Area Studies (Panteion)	4	0	30	11	11/34/11/201	11.8	5 / 3 / 116	M
Kanellopoulou Neda	Department of International, European and Area Studies (Panteion)	3	3	345	6	13/45/13/238	6.3	10 / 10 / 694	L
Papazoglou Christos	Department of International, European and Area Studies (Panteion)	3	2	234	8	13/45/13/238	8.6	10 / 10 / 816	M
Lavdas Konstantinos	Department of International, European and Area Studies (Panteion)	3	2	40	17	13/45/13/238	10.3	9 / 9 / 349	M
Papastamou Andreas	Department of International, European and Area Studies (Panteion)	3	1	31	9	13/45/13/238	13.6	3 / 1 / 31	L
Mastrogiannis Anastasios	Department of International, European and Area Studies (Panteion)	3	0	15	5	13/45/13/238	15.4	3 / 0 / 15	M
Triantafyllou Dimitris	Department of International, European and Area Studies (Panteion)	1	0	2	3	18/76/18/392	18.0	4 / 2 / 41	M
Marouda Maria – Daniella	Department of International, European and Area Studies (Panteion)	1	0	1	3	18/76/18/392	18.3	1 / 0 / 4	M
Stasinopoulos Giorgos	Department of International, European and Area Studies (Panteion)	1	0	1	3	18/76/18/392	18.3	2 / 1 / 24	L

Chapter 07

ACADEMIC RANKINGS OF GREEK HUMANITIES, ARTS AND EDUCATION DEPARTMENTS AND THEIR FACULTY

10.5281/zenodo.22288249

Synopsis

This chapter evaluates Greek higher education against the global ranking systems - the World's Top 2% Scientists career list and Research.com - and executes two published bibliometric assessment designs for a single scope and a single publication window, 2012-2025: the academic-level Google Scholar h-index design of Altanopoulou, Dontsidou and Tselios (2012; design A) and the department-level Scopus design of Koukoutsidis (2022; design B). The scope is the Greek university departments of humanities, arts and education - 107 departments in the 2022 census, of which 51 could be rostered from public listings in 2026; the 56 that could not are named in Section 8 - organised in 6 areas: Philology, literature and linguistics (14 departments); Education and pedagogy (12 departments); Music, drama, fine and applied arts (14 departments); Philosophy and theology (5 departments); Physical education and sport science (4 departments); History, archaeology and ethnology (2 departments). Every section of the chapter is organised in two parts, A and B, so that the data, indicators, aggregation rules and results of the two designs remain separately attributable. The roster of 1,035 tenured faculty members (TRS) was rebuilt from the department websites in August 2026; 804 members (78%) are evaluated in at least one bibliographic source. Design A is executed on its original instrument, Google Scholar (455 members with a public profile), and both designs are repeated on OpenAlex (534 matched) and Semantic Scholar (714 matched) as robustness checks. The author-level design has a partial baseline for this scope: Tselios and Altanopoulou (2011) applied it to the Greek education departments, which are one of this volume's six areas, while no application has covered the philology, arts, philosophy, sport-science or history departments - so Section 5A is, to our knowledge, the first author-level bibliometric assessment of the complete tenured faculty of this scope taken together; the department-level design does have its genuine baseline, the 2022 Scopus study, whose humanities, arts and education panel is reproduced and compared in Section 5B.1. Every faculty member is ranked within department, university, area and nation-wide under both designs; every member is looked up in the World's Top 2% Scientists career list (2 members found) and in the Research.com national discipline rankings for Greece (0 members found); and the best Greek units are placed against every European country under the Top 2% list restricted to the humanities, historical, philosophical and arts fields. All rosters, harvest records, per-member results and the complete pipeline are released.

Keywords: research evaluation; h-index; Google Scholar; OpenAlex; Semantic Scholar; Greek universities; philology; education; arts; philosophy; theology; history; archaeology; sport science; department rankings; faculty rankings

JEL: A11, A14, I21, I23, Z11

1. Introduction

Quantitative assessment of research performance is a standing element of Greek higher-education policy: since 2022 a share of the annual state subsidy is allocated on quality indicators that include publications and citations per faculty member (Hellenic Republic, 2022). Public evidence at the level at which academic life is organised - the department and the individual academic - remains scarce. Two studies have filled that gap for Greece with different instruments, and this chapter takes both as its starting points, executes them for one scope and one window, and extends each to the individual faculty member. The scope is humanities, arts and education - the philology and modern-language departments, the education and pedagogy departments, the schools of music, drama and the fine and applied arts, the philosophy and theology departments, the physical-education schools, and the history, archaeology and ethnology departments. It is the scope of this series in which the international citation databases capture the least of what the field publishes, a property documented in Sections 5 and 8: a large part of its output appears as Greek-language monographs, edited volumes, critical editions and creative work that the indexes carry poorly or not at all. The 2022 census records 107 departments in this scope. This volume rosters 51 of them: it is the volume in

which departmental web presence is weakest, and 56 departments could not be rostered from any public listing - their sites are unreachable, serve placeholders, or publish names without academic grades. Each is named in Section 8 with its census size and the reason, and the roster of this chapter is built on the departments that could be verified.

1A. The Altanopoulou, Dontsidou & Tselios (2012) ranking methodology

Altanopoulou, Dontsidou and Tselios (2012) evaluated 93 Greek departments through the lifetime Google Scholar record of 3,354 academics, retrieved with Harzing's Publish or Perish between 20 April and 1 June 2009. The unit of observation is the individual academic; the department is characterised by the mean, standard deviation and median of its members' publications, citations and h-index, by the m-quotient, and by the share of members who report their scientific activity on the department website. The study also tested, for 16 disciplines, whether academics who report their activity on the web have a higher h-index. Its design was subsequently applied to the education departments (Tselios and Altanopoulou, 2011) and to 50 science and engineering departments (Pitsolanti, Papadopoulou and Tselios, 2018). The 2011 application covered the education departments, one of this volume's six areas; none covered philology, the arts, philosophy, theology, history or sport science. A numerical design-A baseline therefore exists for part of this scope only; Section 5A.1 states the consequence - the design is applied to this scope as a whole for the first time - and longitudinal comparison runs through design B.

1B. The Koukoutsidis (2022) ranking methodology

Koukoutsidis (2022) covered all 425 Greek university departments and 9,838 permanent faculty members (TRS) with the Scopus API for publications of 2017-2021 - the humanities, arts and education departments among them, from the historic philosophy faculties of Athens and Thessaloniki to the arts and design departments absorbed from the technological-education sector in the 2019 reform. The unit of observation is the department: the union of its members' documents, the citations to that set, and the ratios papers per TRS member, citations per TRS member and citations per paper, ranked within each university and within each thematic area. Scopus Author IDs were collected manually over six person-months and 1,131 split profiles were merged; the R code was released but not the identifier roster.

1C. Contribution of this chapter

We narrow both designs to humanities, arts and education and widen the time axis to 2012-2025, applying the same window to both designs and to every table of this chapter. Concretely we (i) restate both methodologies with explicit formulae (Section 4); (ii) rebuild the roster of 1,035 faculty members of the operating departments from the department websites, mapping every 2022 census department to its 2026 successor (Section 3); (iii) execute both designs on Google Scholar, the instrument of the 2012 study, and repeat them on two open bibliographic graphs, OpenAlex and Semantic Scholar, as robustness checks, documenting every substitution (Section 3C); (iv) reproduce the 2022 Scopus department-level baseline for the full scope (Section 5B.1) - the author-level design has no baseline here and Section 5A.1 records its first application; (v) extend both designs to the individual faculty member, with ranks within department, university, area and nation-wide and a composite rank (Sections 5A.5, 5B.3 and 5E); (vi) look every member up in two global ranking systems - the World's Top 2% Scientists career list and the Research.com national discipline rankings (Sections 5A.6 and 5D); and (vii) place the best Greek member, department and university against every European country under the Top 2% list restricted to the humanities, historical, philosophical and arts fields (Section 5G).

2. Background and related work

2A. Author-level indicators (design A lineage)

Hirsch (2005) proposed the h-index to summarise productivity and impact in one number; its robustness (Vanclay, 2007), its handicap for young researchers (Glänzel, 2006), its field dependence (Batista et al., 2006) and its sensitivity to self-citation (Schreiber, 2007; Bartneck and Kokkelmans, 2011) are documented, as are the g-index (Egghe, 2006), the i10-index and the m-quotient. Field dependence matters for this chapter's scope: citation cultures differ sharply across its own areas - education research and sport science are citation-dense and publish in international journals with multiple authors, while philology, history and philosophy publish as single authors, often in Greek and in monographs, and cite at substantially lower rates - so absolute values are comparable within an area, not across areas, and the chapter ranks within area throughout. Google Scholar offers the broadest coverage of the citation sources (Harzing, 2008; Harzing and Alakangas, 2016; Martín-Martín et al., 2018), at the price of synonymy and data-quality problems that must be controlled (Jacso, 2005, 2006) - and at the price of adoption, which varies by area and is measured directly and reported per department in Section 3B. For Greece the author-level lineage reaches this scope only in part: Altanopoulou, Dontsidou and Tselios (2012) set the design, Tselios and Altanopoulou (2011) applied it to the education departments, and Pitsolanti, Papadopoulou and Tselios (2018) carried it to the science and engineering departments, but the philology, arts, philosophy, history and sport-science departments were never covered - this chapter is the design's first application to the scope as a whole.

2B. Department-level indicators (design B lineage)

Scopus and Web of Science offer curated coverage with unique author and affiliation identifiers, which is what makes programmatic department-level aggregation feasible (Aria and Cuccurullo, 2017; Rose and Kitchin, 2019). Department-level studies remain rare because affiliations are recorded at the institution, not the department (Krampen, 2008; Kotsemir and Shashnov, 2017; Koukoutsidis, 2022) - and in humanities, arts and education the problem is compounded by the research centres, academies and schools to which faculty in this scope are commonly co-affiliated (the Academy of Athens research centres, the archaeological schools and the conservatoires), each recorded as an affiliation of its own. Open bibliographic graphs - OpenAlex (Priem, Piwowar and Orr, 2022) and the Semantic Scholar Academic Graph (Kinney et al., 2023) - have since made author- and document-level retrieval possible without a subscription; their coverage of the humanities, arts and education is thinner than of the natural sciences, since both are built on Crossref and index journal articles far better than the Greek-language monographs, edited volumes and creative output that carry much of this scope’s work. This chapter reports OpenAlex and Semantic Scholar in full as robustness sources; Section 5C measures the agreement of the three sources on this scope.

3. Data

The scope is fixed by the department inventory of Table 1: every Greek university department whose object is philology, literature and linguistics, education and pedagogy, music, drama and the fine and applied arts, philosophy and theology, physical education and sport science, or history, archaeology and ethnology - 107 departments of 18 universities in the 2022 census, cross-checked in August 2026 against each university's official school listings and of which 51 could be rostered from public listings (the mapping is stated in this section and documented department by department in Section 8). The boundaries follow the series rule that no member appears in two published volumes: seven departments of the remaining census pool were published in the engineering and computer science volume and are excluded here, including two whose 2026 names differ from their census names and which a fuzzy check identified. Five further departments of the engineering and information-technology family - industrial engineering and management, computer and telecommunications engineering, informatics and telecommunications, digital systems and industrial

design - remain unclaimed by any volume of this edition; their objects place them in the engineering and computer science scope, and they are recorded in the companion ledger for inclusion in that volume in the 2027 edition. Every exclusion is named in Section 8.

Table 1. Department inventory (2022 census rows) by university and area (PHILOL = Philology, literature and linguistics; EDU = Education and pedagogy; ARTS = Music, drama, fine and applied arts; PHILTH = Philosophy and theology; SPORT = Physical education and sport science; HIST = History, archaeology and ethnology).

University	PHILOL	EDU	ARTS	PHILTH	SPORT	HIST	All
NKUA	8	3	3	4	1	1	20
AUTH	5	2	4	3	2	1	17
UoI	1	3	3	1	0	1	9
UThessaly	2	3	0	0	1	0	6
UPatras	1	1	1	1	0	1	6
IONIO	1	0	3	0	0	1	6
UNIWA	0	1	4	0	0	0	6
DUTH	2	2	0	0	1	1	6
UoC	1	2	0	1	0	1	5
UoP	1	0	2	0	1	1	5
IHU	0	1	2	0	0	0	4
ASPAITE	0	4	0	0	0	0	4
UoWM	0	2	1	0	0	0	3
UAegean	1	2	0	0	0	0	3
ASFA	0	0	1	0	0	1	2
HOU	1	0	1	0	0	0	2
UoM	1	0	1	0	0	0	2
HMU	0	0	1	0	0	0	1
Total	25	26	27	10	6	9	107

Source: department websites and university school listings, verified 30 August 2026. Full list with roster source URLs in the companion files. Census rows are tabulated under their 2022 university. The 2026 operating map is unchanged for the departments rostered here; the departments that could not be rostered are listed in Section 8 with their census sizes, so the difference between the census and the roster of this chapter is visible department by department.

3A. Design A: the academics, their website record and their bibliometric profile

The roster of academics is built exactly as in 2012: surname, name and academic grade are taken from each department's own website (source URL and retrieval date recorded per person; companion files), emeritus, visiting, adjunct, research and laboratory-teaching (EDIP/ETEP) staff are excluded. The census (Table 2) counts 1,035 tenured faculty members in the 51 operating departments whose rosters could be captured: 506 professors, 213 associate professors, 300 assistant professors and 16 lecturers. Fifty-six operating departments could not be rostered and are documented rather than silently dropped: their websites returned HTTP 503 or refused connections throughout the capture window, served placeholder pages, rendered staff lists only through client-side mechanisms that no retrieval route reached, or published member names without academic grades. Section 8 lists each with its census size and cause. Coverage of this kind is itself a finding about the digital presence of the Greek humanities, and it is reported rather than smoothed over. Where a university's central directory capped its responses (AUTH) the roster was captured by a complete two-letter sweep with saturation refinement; where department subdomains were unreachable or served only a static stub (Panteion Psychology and Social Anthropology) the roster was rebuilt from the university's central faculty directory, reading department and grade from each member's own profile page; where a site exposed no navigable staff page the WordPress REST interface was enumerated (DUTH Social Work, Social Policy and Psychology); and initial-pass defects found by the quality check (menu-linked contract and emeritus pages captured as faculty, a rank split misread from a grouped listing, office-hours strings harvested as names, mixed surname-first and given-name-first listings) were re-harvested from the primary pages and are documented in Section 8.

The 2012 study recorded, for each academic, whether at least one publication is reported on the department website. In 2026 nearly every department page links to a profile, so the variable no longer discriminates; we replace it by the closest public equivalent, whether the academic maintains a public ORCID iD, retrieved

from the ORCID public API on name and institution for all 1,035 roster members (389 hold one). We keep the original hypothesis - that academics who publicly report their activity have a higher h-index - and the original test (Mann-Whitney U). This is a documented deviation of operationalisation, not of design.

Table 2. Roster census, August 2026: tenured faculty (TRS) by department and academic grade, Google Scholar matching and members evaluated in at least one source.

Area	Univ.	Department	TRS	Prof.	Assoc.	Asst.	Lect.	GS matched	GS high conf.	Any source
PHILOL	NKUA	Department of Philology	50	31	13	6	0	24	18	44
PHILOL	UoM	Department of Balkan, Slavic and Oriental Studies	33	23	3	6	1	26	22	30
PHILOL	NKUA	Department of English Language and Literature	25	6	1	18	0	15	15	19
PHILOL	AUTH	School of English Language and Literature	24	10	5	9	0	14	11	21
PHILOL	DUTH	Department of Greek	20	8	5	7	0	11	10	18
PHILOL	AUTH	School of German Language and Literature	19	8	5	6	0	10	7	17
PHILOL	AUTH	School of Italian Language and Literature	16	9	2	5	0	6	5	15
PHILOL	HOU	School of Humanities	15	7	6	2	0	9	6	12
PHILOL	UoP	Department of Philology	15	4	7	4	0	5	4	15
PHILOL	DUTH	Department of Languages, Literature and Culture of Black Sea Countries	14	7	2	5	0	5	4	12
PHILOL	NKUA	Department of Italian Language and Literature	10	5	3	2	0	3	2	8
PHILOL	NKUA	Department of Russian Language and Literature and Slavic Studies	7	0	3	4	0	2	2	5
PHILOL	UPatras	Department of Philology	4	0	0	4	0	0	0	0
PHILOL	NKUA	Department of German Language and Literature	1	1	0	0	0	0	0	0
EDU	AUTH	School of Primary Education	29	19	4	6	0	12	12	27
EDU	UoC	Department of Primary Education	27	24	0	0	3	13	12	19
EDU	UoI	Department of Early Childhood Education	26	26	0	0	0	5	4	13
EDU	UoC	Department of Preschool Education	24	12	5	7	0	18	14	23
EDU	UThessaly	Department of Early Childhood Education	23	10	2	11	0	16	13	20
EDU	UoI	Department of Primary Education	21	11	5	5	0	11	7	17
EDU	DUTH	Department of Primary Education	17	7	3	7	0	9	7	16
EDU	NKUA	Department of Educational Studies	17	9	5	3	0	8	7	12
EDU	UNIWA	Department of Early Childhood Care and Education	16	3	4	7	2	10	10	14
EDU	UoWM	Department of Early Childhood Education	14	5	1	8	0	1	1	2
EDU	IHU	Department of Early Childhood Education and Care	13	5	4	4	0	11	10	12
EDU	UAegean	Department of Pre-school Education and Educational Design	5	5	0	0	0	0	0	0
ARTS	IONIO	Department of Music Studies	28	18	7	3	0	5	5	20
ARTS	NKUA	Department of Music Studies	21	7	8	4	2	9	9	14
ARTS	AUTH	School of Visual and Applied Arts	20	10	1	9	0	3	1	11
ARTS	AUTH	School of Film	18	9	4	5	0	3	3	12
ARTS	UNIWA	Department of Conservation of Antiquities and Works of Art	16	5	4	7	0	11	10	13
ARTS	UNIWA	Department of Graphic Design and Visual Communication	16	5	3	5	3	0	0	2
ARTS	UoI	Department of Architecture	16	4	5	7	0	3	2	10
ARTS	AUTH	School of Music Studies	15	7	5	3	0	5	5	15
ARTS	NKUA	Department of Theatre Studies	14	3	2	7	2	8	6	12
ARTS	UNIWA	Department of Interior Architecture	14	7	1	4	2	0	0	3
ARTS	AUTH	School of Drama	13	5	3	5	0	1	0	4
ARTS	UoP	Department of Theatre Studies	13	5	4	4	0	4	2	9
ARTS	UoP	Department of Performing and Digital Arts	10	0	2	8	0	3	2	8
ARTS	HOU	School of Applied Arts and Sustainable Design	7	4	1	2	0	5	4	6
PHILTH	AUTH	School of Social Theology and Christian Culture	30	13	10	7	0	11	5	28
PHILTH	AUTH	School of Theology	30	13	8	9	0	6	4	24
PHILTH	NKUA	Department of History and Philosophy of Science	24	14	7	3	0	13	11	20
PHILTH	AUTH	School of Philosophy and Education	23	10	6	7	0	9	7	23
PHILTH	UPatras	Department of Philosophy	23	5	9	9	0	8	7	13
SPORT	NKUA	School of Physical Education and Sport Science	48	21	11	15	1	32	31	41
SPORT	AUTH	School of Physical Education and Sports Science	35	20	2	13	0	21	15	32
SPORT	AUTH	School of Physical Education and Sports Science (Serres)	27	20	3	4	0	18	16	27
SPORT	UoP	Department of Sport Management	13	9	3	1	0	6	6	11
HIST	AUTH	School of History and Archaeology	41	16	9	16	0	14	11	36
HIST	NKUA	Department of History and Archaeology	35	21	7	7	0	13	12	19
All		Total	1035	506	213	300	16	455	377	804

GS matched = a public Google Scholar profile attributed to the person (Section 3B); GS high conf. = profile verified at the member's university; Any source = matched in Google Scholar, OpenAlex or Semantic Scholar.

Figure 1 shows the census by university and grade: the Aristotle University of Thessaloniki and the National and Kapodistrian University of Athens account for the largest blocks, together holding more than a third of the field, and the regional and single-department universities close the tail.

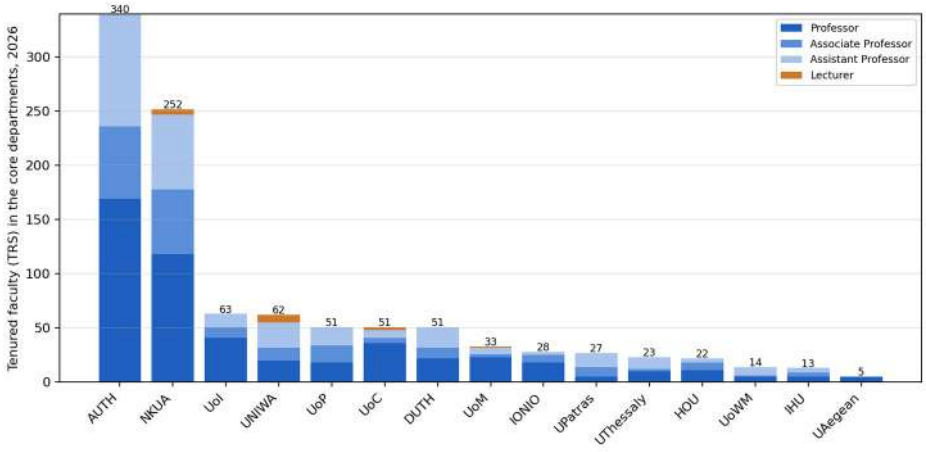

Figure 1. Tenured faculty of the core departments by university and academic grade, August 2026 (n = 1,035).

3B. Design B: TRS members, author identifiers and the document set

TRS is defined as in 2022: tenured faculty of all grades plus probationary assistant professors, taken from the department website. The 2022 study's binding step - locating the author identifier of every member - is reproduced here on Google Scholar: for every roster member an author search on the full name (and on its usual Latin variant) was run on Google Scholar, complemented by further discovery routes applying the same acceptance rules to the public profile pages. Each candidate profile was read in full and accepted when its name matched and its verified e-mail domain or stated affiliation is the member's university (HIGH), when its name matched at another Greek institution or without a verified address (MEDIUM), or when only an initial-form profile at the university exists (LOW); profiles verified elsewhere were dropped as namesakes. Flags: HIGH 377, MEDIUM 26, LOW 52, UNMATCHED (no public profile) 580. The unmatched share (56%) is reported per department in Table 2; Section 5C measures how far the three sources agree on the members they share. Google Scholar profiles are self-curated, so no automated merging is needed and the member's own h-index, i10-index and citation total are read directly; the department document set of design B is the union of the members' listed articles, de-duplicated on title and year.

3C. Source substitution statement

Design A is executed on its original instrument, Google Scholar, with one adaptation: the 2009 study ran Publish or Perish name searches, which Google Scholar's interface no longer supports at scale, whereas this study reads the public author profile of each academic (retrieved 30 August 2026), which gives the same article list with years and citation counts plus the profile's own h-index, i10-index and citation total; members without a public profile therefore have no Google Scholar values and are reported as such. Design B is executed on the same Google Scholar article lists instead of Scopus, which was unavailable: the department document set is the union of the members' listed articles. Because Google Scholar is uncurated and its adoption in this field is partial, both designs were repeated on two open bibliographic graphs with the same roster and rules - OpenAlex (423 high, 0 medium, 0 low-confidence matches, 501 unmatched; affiliation histories checked against the member's university) and Semantic Scholar (147/346/221 matched at the three confidence levels, 321 unmatched; split profiles merged on name and venue evidence). In this field Semantic Scholar, not Google Scholar, gives the widest coverage (69% of the roster against 44%), so

the open-graph appendix tables carry particular weight; Section 5C measures the agreement between the three sources.

4. Methodology

4A. Altanopoulou, Dontsidou & Tselios (2012) ranking methodology

Let an academic have publications indexed 1, ..., N with citation counts ordered non-increasingly, c(1) ≥ c(2) ≥ ... ≥ c(N). The h-index (Hirsch, 2005) is

$$h = \max\{\, k : c_{(k)} \geq k \,\} \tag{1}$$

i.e. h of the publications have at least h citations each. The m-quotient normalises h by career length, with Y the retrieval year and y_1 the year of first publication in the retrieved lifetime record:

$$m = \frac{h}{Y - y_1 + 1} \tag{2}$$

Egghe's g-index and the i10-index (publications with at least ten citations) are retained as secondary indicators:

$$g = \max\{\, k : \sum_{i=1}^{k} c_{(i)} \geq k^2 \,\} \tag{3}$$

For a department with n evaluated academics the reported statistics are: n; the mean and standard deviation of publications, citations and h; the median h; the mean i10 and the mean m-quotient. Departments are ordered by mean h within each area, with the median reported to expose skewness, exactly as in the 2012 tables. The hypothesis that academics who publicly report their activity have a different impact from those who do not is tested per area with the two-sided Mann-Whitney U test, α = 0.05:

$$U_1 = n_1 n_2 + \frac{n_1(n_1+1)}{2} - R_1, \qquad U = \min(U_1, U_2) \tag{4}$$

where n_1, n_2 are the group sizes and R_1 the rank sum of the reporting group; the reporting variable is the public ORCID iD and the impact metric the OpenAlex 2012-2025 h-index, so that the metric is independent of the variable and defined for the largest share of the roster (Section 3A). All indicators are computed twice: on the publications of 2012-2025 (the window of this chapter, reported in every table) and on the lifetime record (the exact 2012 design, reported in Section 5A.2 and in the companion workbook); for Google Scholar the profile's own lifetime h-index, i10-index and citation total are reported as well.

4B. Koukoutsidis (2022) ranking methodology

Let T_d be the set of TRS members of department d, D_i(w) the set of documents of member i with publication year in window w, and c_e the citation count of document e at retrieval. The department's publication count is the size of the union of its members' documents, so that a paper co-authored by several members is counted once:

$$P_d(w) = |\, D_d(w) \,|, \qquad D_d(w) = \bigcup_{i \in T_d} D_i(w) \tag{5}$$

$$C_d(w) = \sum_{e \in D_d(w)} c_e \tag{6}$$

with N_d = |T_d| counting every TRS member, including those without a matched profile (their absence is reported separately, not removed from the denominator). The three indicators of the 2022 study are

$$\text{papers per TRS}_d(w) = \frac{P_d(w)}{N_d} \tag{7}$$

$$\text{citations per TRS}_d(w) = \frac{C_d(w)}{N_d} \tag{8}$$

$$\text{citations per paper}_d(w) = \frac{C_d(w)}{P_d(w)} \tag{9}$$

Departments are ranked by Eq. 8 and, separately, by Eq. 9 within each university and within each area, because the two orderings diverge where co-authorship within the department is intense and where departments are small (Koukoutsidis, 2022) - both conditions present in the humanities, arts and education, where departments are often small and single-authored work predominates. Self-citations are allowed. The window is w = 2012-2025 throughout.

4C. Individual extension and composite rank (common to both designs)

Design A is individual by construction, so its department statistics are moments of a distribution that we now report in full: every academic is ranked within department, within area and nation-wide on h, citations and publications of 2012-2025. Design B is extended with the same three scopes on the member's own 2012-2025 papers P_i(w), citations C_i(w) and lifetime h. For an academic with ranks r_1, ..., r_M on M indicators the composite rank is the harmonic mean of the individual ranks - the aggregation rule used by IDEAS/RePEc (Zimmermann, 2013):

$$\bar{r} = \frac{M}{\sum_{j=1}^{M} 1/r_j} \tag{10}$$

Composite ranks are computed separately for the design-A indicators and for the design-B indicators and reported side by side; they are never merged across designs.

5. Results

5A. Altanopoulou, Dontsidou & Tselios (2012) ranking methodology

5A.1 Design lineage and baseline availability

The methodological ancestor of design A is Altanopoulou, Dontsidou and Tselios (2012); the same group applied the design to the education departments (Tselios and Altanopoulou, 2011) and to 50 science and engineering departments (Pitsolanti, Papadopoulou and Tselios, 2018). The 2011 application covered the education departments, one of this volume's six areas, but it reported no per-department values that can be reproduced here as a baseline table; no application covered the philology, arts, philosophy, theology, history or sport-science departments. Section 5A is therefore, to our knowledge, the first author-level bibliometric assessment of the complete tenured faculty of the Greek humanities, arts and education taken as a whole. The department-level design does have its own baseline - the 2022 Scopus study, whose humanities, arts and education panel is reproduced and compared in Section 5B.1 - so longitudinal comparison in this chapter runs through design B.

5A.2 Departments, publications 2012-2025

Philology, literature and linguistics: 130 academics with a matched Google Scholar record of the 253 TRS members in 14 departments. Mean h over the 2012-2025 publications ranges from 1.00 (Department of Russian Language and Literature and Slavic Studies (NKUA)) to 8.50 (School of Italian Language and Literature (AUTH)); the area mean is 5.26, with 24.6 publications and 216.2 citations per evaluated academic. The three departments with the highest mean h are School of Italian Language and Literature (AUTH) (8.50); School of English Language and Literature (AUTH) (7.64); School of German Language and Literature (AUTH) (7.00); the highest citations per academic are found at School of German Language and Literature (AUTH) (798.3); School of English Language and Literature (AUTH) (364.9); School of Italian Language and Literature (AUTH) (242.8).

Table 4a. Philology, literature and linguistics: Google Scholar indicators of academics, publications 2012-2025 (design A). Cells give mean (SD) [median]. Departments ordered by mean h.

Department (Univ.)	N	TRS	Publications mean (SD)	Citations mean (SD)	h mean (SD) [median]	Mean i10	Mean m
School of Italian Language and Literature (AUTH)	6	16	33.7 (10.9)	242.8 (209.8)	8.5 (3.3) [9.5]	7.3	0.373
School of English Language and Literature (AUTH)	14	24	29.9 (27.5)	364.9 (594.7)	7.6 (6.0) [5.5]	8.8	0.347
School of German Language and Literature (AUTH)	10	19	26.7 (25.3)	798.3 (2,033.8)	7.0 (6.9) [4.5]	7.1	0.395
School of Humanities (HOU)	9	15	21.1 (25.0)	226.6 (297.0)	5.8 (5.5) [5.0]	5.7	0.241
Department of Philology (NKUA)	24	50	28.1 (20.4)	207.4 (344.9)	5.2 (4.7) [4.0]	3.9	0.195
Department of Balkan, Slavic and Oriental Studies (UoM)	26	33	22.4 (14.3)	136.8 (143.3)	5.2 (3.3) [5.0]	4.0	0.172
Department of English Language and Literature (NKUA)	15	25	24.8 (21.0)	99.0 (101.4)	4.4 (2.7) [4.0]	2.8	0.196
Department of Greek (DUTH)	11	20	24.2 (18.5)	83.1 (136.7)	4.3 (3.3) [4.0]	1.9	0.204
Department of Languages, Literature and Culture of Black Sea Countries (DUTH)	5	14	12.4 (10.3)	39.6 (58.6)	2.6 (2.3) [3.0]	1.0	0.075
Department of Philology (UoP)	5	15	15.4 (12.1)	66.0 (133.8)	2.2 (3.4) [1.0]	1.6	0.086
Department of Italian Language and Literature (NKUA)	3	10	19.3 (18.8)	14.7 (2.5)	2.0 (0.0) [2.0]	0.0	0.077
Department of Russian Language and Literature and Slavic Studies (NKUA)	2	7	13.5 (16.3)	9.5 (13.4)	1.0 (1.4) [1.0]	0.0	0.031
Department of German Language and Literature (NKUA)	0	1	- (-)	- (-)	- (-) [-]	-	-
Department of Philology (UPatras)	0	4	- (-)	- (-)	- (-) [-]	-	-

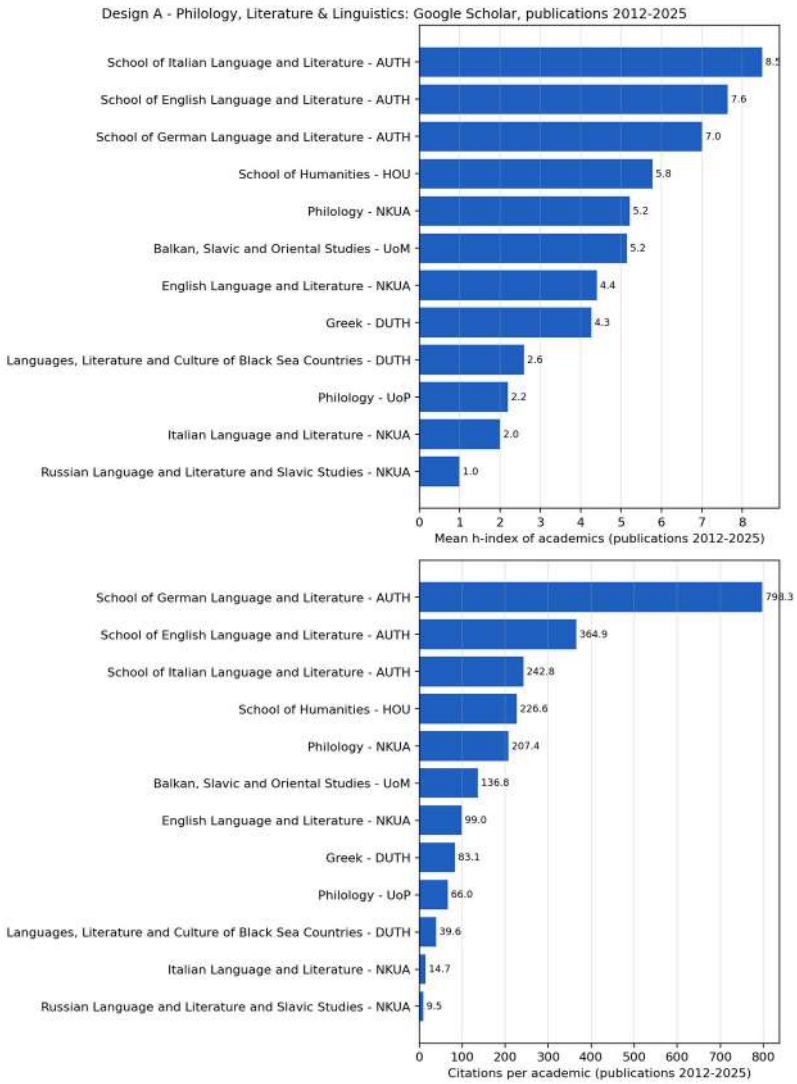

Figure 2. Philology, literature and linguistics: mean h-index of academics (top) and citations per academic (bottom), Google Scholar publications 2012-2025, design A.

Education and pedagogy: 114 academics with a matched Google Scholar record of the 232 TRS members in 12 departments. Mean h over the 2012-2025 publications ranges from 5.83 (School of Primary Education (AUTH)) to 14.00 (Department of Primary Education (DUTH)); the area mean is 9.25, with 37.0 publications and 649.1 citations per evaluated academic. The three departments with the highest mean h are Department of Primary Education (DUTH) (14.00); Department of Primary Education (UoI) (11.45); Department of Preschool Education (UoC) (11.00); the highest citations per academic are found at Department of Primary Education (DUTH) (1,549.3); Department of Preschool Education (UoC) (1,355.2); Department of Primary Education (UoI) (722.9).

Table 4b. Education and pedagogy: Google Scholar indicators of academics, publications 2012-2025 (design A). Cells give mean (SD) [median]. Departments ordered by mean h.

Department (Univ.)	N	TRS	Publications mean (SD)	Citations mean (SD)	h mean (SD) [median]	Mean i10	Mean m
Department of Primary Education (DUTH)	9	17	47.2 (41.3)	1,549.3 (2,400.1)	14.0 (11.6) [13.0]	20.2	0.631
Department of Primary Education (UoI)	11	21	55.8 (57.5)	722.9 (737.6)	11.4 (8.5) [6.0]	17.2	0.594
Department of Preschool Education (UoC)	18	24	36.5 (45.6)	1,355.2 (3,736.8)	11.0 (17.3) [6.0]	14.9	0.511
Department of Early Childhood Education (UoWM)	1	14	29.0 (-)	421.0 (-)	11.0 (-) [11.0]	12.0	0.688
Department of Early Childhood Education (UoI)	5	26	50.0 (36.9)	464.0 (438.9)	9.6 (4.6) [8.0]	14.0	0.504
Department of Educational Studies (NKUA)	8	17	47.0 (38.3)	500.1 (463.9)	9.5 (5.5) [8.0]	10.2	0.415
Department of Early Childhood Care and Education (UNIWA)	10	16	38.2 (27.4)	505.1 (592.8)	8.8 (6.1) [9.0]	10.3	0.348

Department (Univ.)	N	TRS	Publications mean (SD)	Citations mean (SD)	h mean (SD) [median]	Mean i10	Mean m
Department of Early Childhood Education and Care (IHU)	11	13	29.4 (18.9)	381.4 (420.7)	8.6 (5.7) [8.0]	9.3	0.433
Department of Early Childhood Education (UThessaly)	16	23	30.8 (20.2)	384.5 (602.9)	8.2 (5.4) [7.5]	8.4	0.422
Department of Primary Education (UoC)	13	27	26.9 (19.1)	240.8 (224.2)	6.5 (4.4) [7.0]	5.9	0.320
School of Primary Education (AUTH)	12	29	26.2 (19.6)	202.7 (260.3)	5.8 (4.2) [5.0]	5.1	0.247
Department of Pre-school Education and Educational Design (UAegean)	0	5	- (-)	- (-)	- (-) [-]	-	-

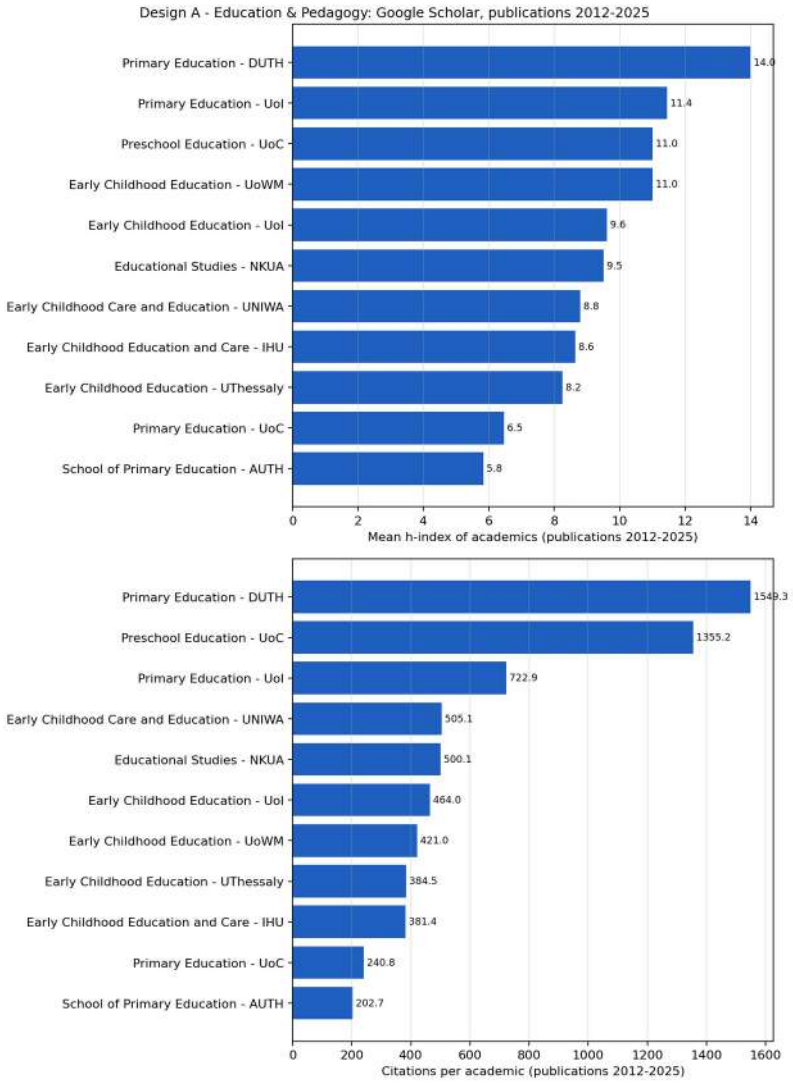

Figure 3. Education and pedagogy: mean h-index of academics (top) and citations per academic (bottom), Google Scholar publications 2012-2025, design A.

Music, drama, fine and applied arts: 60 academics with a matched Google Scholar record of the 221 TRS members in 14 departments. Mean h over the 2012-2025 publications ranges from 1.60 (Department of Music Studies (IONIO)) to 18.00 (School of Applied Arts and Sustainable Design (HOU)); the area mean is 5.78, with 28.7 publications and 290.8 citations per evaluated academic. The three departments with the highest mean h are School of Applied Arts and Sustainable Design (HOU) (18.00); Department of Conservation of Antiquities and Works of Art (UNIWA) (6.64); Department of Performing and Digital Arts (UoP) (6.33); the highest citations per academic are found at School of Applied Arts and Sustainable Design (HOU) (1,644.2); School of Music Studies (AUTH) (394.6); Department of Performing and Digital Arts (UoP) (271.7).

Table 4c. Music, drama, fine and applied arts: Google Scholar indicators of academics, publications 2012-2025 (design A). Cells give mean (SD) [median]. Departments ordered by mean h.

Department (Univ.)	N	TRS	Publications mean (SD)	Citations mean (SD)	h mean (SD) [median]	Mean i10	Mean m
School of Applied Arts and Sustainable Design (HOU)	5	7	119.4 (141.3)	1,644.2 (1,399.3)	18.0 (7.3) [15.0]	26.0	0.951
Department of Conservation of Antiquities and Works of Art (UNIWA)	11	16	23.6 (11.5)	205.3 (205.9)	6.6 (4.4) [5.0]	5.9	0.291
Department of Performing and Digital Arts (UoP)	3	10	27.3 (26.8)	271.7 (374.9)	6.3 (4.5) [6.0]	5.7	0.429
School of Music Studies (AUTH)	5	15	20.2 (9.7)	394.6 (227.0)	6.2 (3.0) [6.0]	4.6	0.289
Department of Music Studies (NKUA)	9	21	31.8 (18.6)	265.0 (410.5)	6.0 (3.8) [6.0]	4.7	0.241
School of Visual and Applied Arts (AUTH)	3	20	15.0 (11.5)	132.3 (162.3)	5.0 (2.6) [4.0]	3.3	0.296
Department of Theatre Studies (UoP)	4	13	18.0 (15.8)	131.0 (172.1)	3.5 (3.7) [3.0]	2.0	0.200
Department of Architecture (UoI)	3	16	11.7 (9.8)	73.0 (69.8)	3.3 (1.1) [4.0]	2.3	0.201
School of Drama (AUTH)	1	13	17.0 (-)	68.0 (-)	3.0 (-) [3.0]	1.0	0.039
Department of Theatre Studies (NKUA)	8	14	19.6 (8.1)	45.8 (90.5)	2.9 (1.6) [2.0]	0.8	0.122
School of Film (AUTH)	3	18	8.3 (7.5)	55.7 (79.2)	2.3 (1.5) [2.0]	1.3	0.119
Department of Music Studies (IONIO)	5	28	8.8 (5.3)	11.0 (12.4)	1.6 (1.3) [1.0]	0.2	0.071
Department of Graphic Design and Visual Communication (UNIWA)	0	16	- (-)	- (-)	- (-) [-]	-	-
Department of Interior Architecture (UNIWA)	0	14	- (-)	- (-)	- (-) [-]	-	-

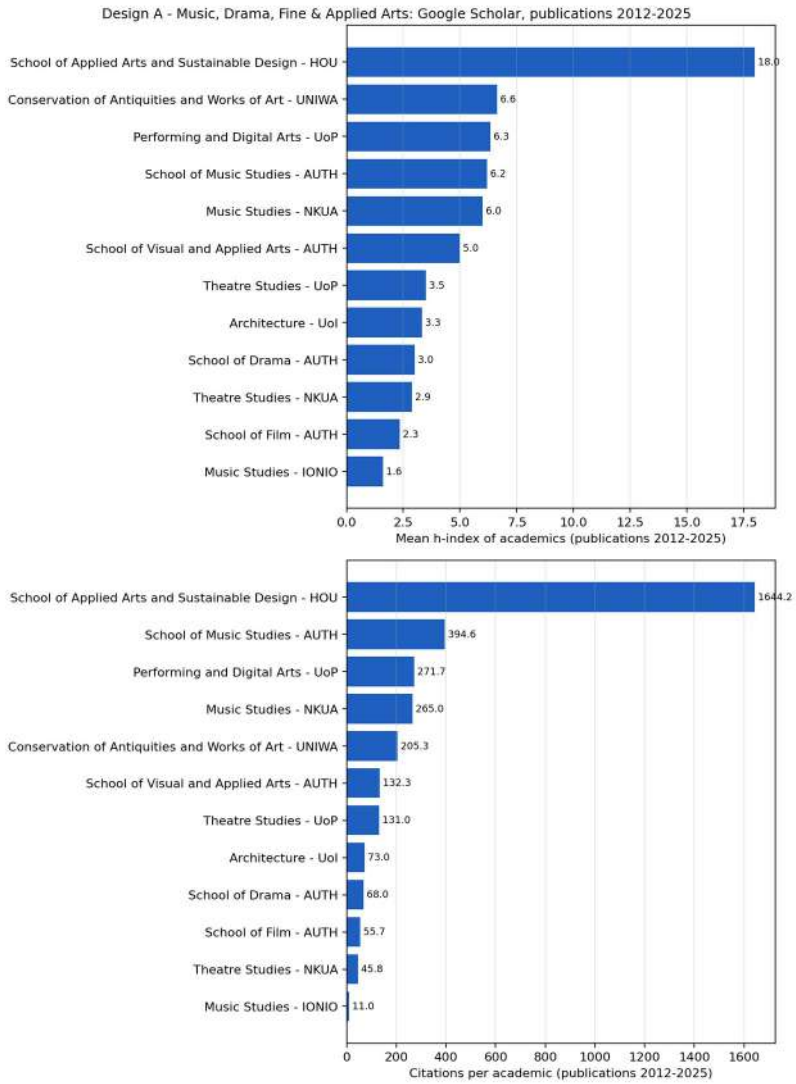

Figure 4. Music, drama, fine and applied arts: mean h-index of academics (top) and citations per academic (bottom), Google Scholar publications 2012-2025, design A.

Philosophy and theology: 47 academics with a matched Google Scholar record of the 130 TRS members in 5 departments. Mean h over the 2012-2025 publications ranges from 3.33 (School of Theology (AUTH)) to 10.56 (School of Philosophy and Education (AUTH)); the area mean is 6.51, with 27.1 publications and 292.2 citations per evaluated academic. The three departments with the highest mean h are School of Philosophy and Education (AUTH) (10.56); Department of History and Philosophy of Science (NKUA) (7.31); School of Social Theology and Christian Culture (AUTH) (5.36); the highest citations per academic are found at School of Philosophy and Education (AUTH) (616.7); School of Social Theology and Christian Culture (AUTH) (317.2); Department of History and Philosophy of Science (NKUA) (260.7).

Table 4d. Philosophy and theology: Google Scholar indicators of academics, publications 2012-2025 (design A). Cells give mean (SD) [median]. Departments ordered by mean h.

Department (Univ.)	N	TRS	Publications mean (SD)	Citations mean (SD)	h mean (SD) [median]	Mean i10	Mean m
School of Philosophy and Education (AUTH)	9	23	38.8 (41.8)	616.7 (881.9)	10.6 (9.4) [6.0]	14.8	0.442
Department of History and Philosophy of Science (NKUA)	13	24	29.0 (15.0)	260.7 (213.6)	7.3 (3.6) [8.0]	6.5	0.269
School of Social Theology and Christian Culture (AUTH)	11	30	29.6 (41.2)	317.2 (720.2)	5.4 (8.2) [3.0]	6.1	0.278
Department of Philosophy (UPatras)	8	23	16.4 (7.0)	97.1 (130.7)	4.6 (3.1) [5.0]	2.5	0.237
School of Theology (AUTH)	6	30	15.2 (10.6)	88.2 (149.0)	3.3 (3.4) [2.0]	2.0	0.137

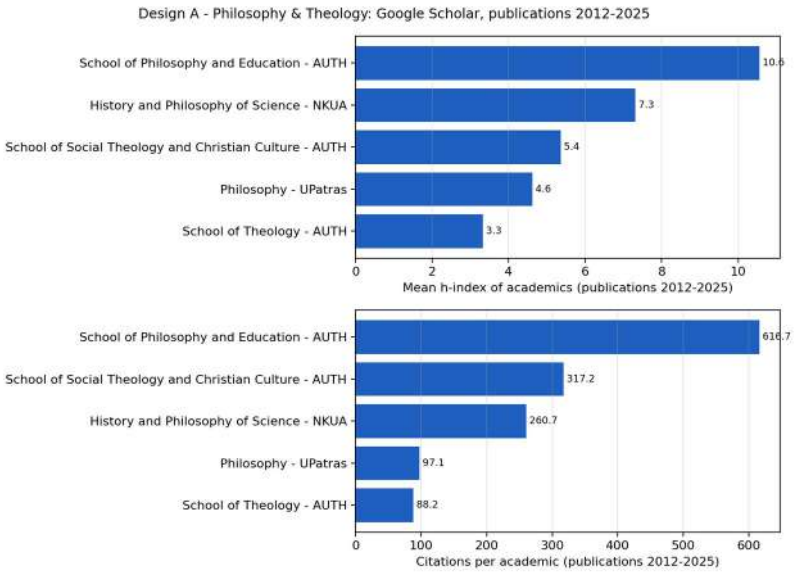

Figure 5. Philosophy and theology: mean h-index of academics (top) and citations per academic (bottom), Google Scholar publications 2012-2025, design A.

Physical education and sport science: 77 academics with a matched Google Scholar record of the 123 TRS members in 4 departments. Mean h over the 2012-2025 publications ranges from 9.67 (Department of Sport Management (UoP)) to 16.94 (School of Physical Education and Sports Science (Serres) (AUTH)); the area mean is 15.34, with 52.6 publications and 1,215.7 citations per evaluated academic. The three departments with the highest mean h are School of Physical Education and Sports Science (Serres) (AUTH) (16.94); School of Physical Education and Sport Science (NKUA) (15.56); School of Physical Education and Sports Science (AUTH) (15.24); the highest citations per academic are found at School of Physical Education and Sports Science (Serres) (AUTH) (1,500.2); School of Physical Education and Sports Science (AUTH) (1,295.1); School of Physical Education and Sport Science (NKUA) (1,138.0).

Table 4e. Physical education and sport science: Google Scholar indicators of academics, publications 2012-2025 (design A). Cells give mean (SD) [median]. Departments ordered by mean h.

Department (Univ.)	N	TRS	Publications mean (SD)	Citations mean (SD)	h mean (SD) [median]	Mean i10	Mean m
School of Physical Education and Sports Science (Serres) (AUTH)	18	27	52.9 (41.2)	1,500.2 (1,350.7)	16.9 (10.7) [13.5]	27.4	0.731
School of Physical Education and Sport Science (NKUA)	32	48	48.5 (28.8)	1,138.0 (1,776.3)	15.6 (7.3) [16.0]	20.3	0.737
School of Physical Education and Sports Science (AUTH)	21	35	60.6 (54.1)	1,295.1 (1,702.9)	15.2 (9.4) [12.0]	23.2	0.547
Department of Sport Management (UoP)	6	13	45.2 (22.0)	499.0 (587.0)	9.7 (5.3) [8.0]	10.8	0.291

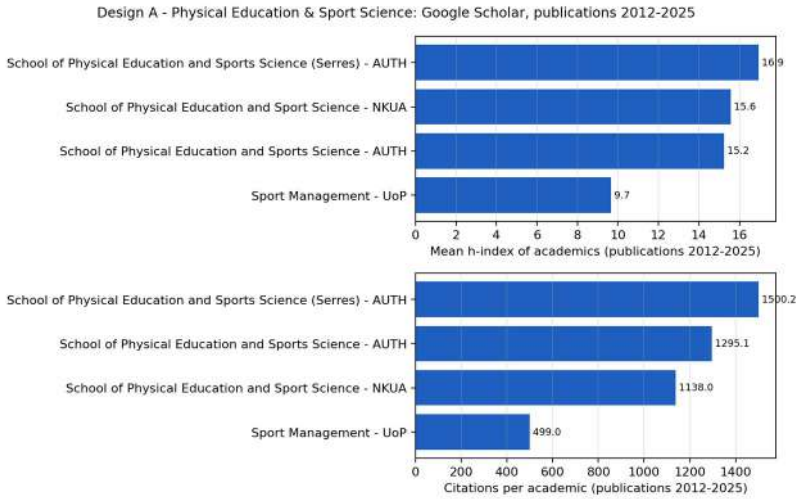

Figure 6. Physical education and sport science: mean h-index of academics (top) and citations per academic (bottom), Google Scholar publications 2012-2025, design A.

History, archaeology and ethnology: 27 academics with a matched Google Scholar record of the 76 TRS members in 2 departments. Mean h over the 2012-2025 publications ranges from 5.31 (Department of History and Archaeology (NKUA)) to 5.71 (School of History and Archaeology (AUTH)); the area mean is 5.52, with 25.2 publications and 174.2 citations per evaluated academic. The three departments with the highest mean h are School of History and Archaeology (AUTH) (5.71); Department of History and Archaeology (NKUA) (5.31); the highest citations per academic are found at School of History and Archaeology (AUTH) (203.3); Department of History and Archaeology (NKUA) (142.8).

Table 4f. History, archaeology and ethnology: Google Scholar indicators of academics, publications 2012-2025 (design A). Cells give mean (SD) [median]. Departments ordered by mean h.

Department (Univ.)	N	TRS	Publications mean (SD)	Citations mean (SD)	h mean (SD) [median]	Mean i10	Mean m
School of History and Archaeology (AUTH)	14	41	25.8 (32.1)	203.3 (512.6)	5.7 (5.6) [4.0]	5.2	0.227
Department of History and Archaeology (NKUA)	13	35	24.5 (17.8)	142.8 (224.4)	5.3 (3.6) [5.0]	3.8	0.127

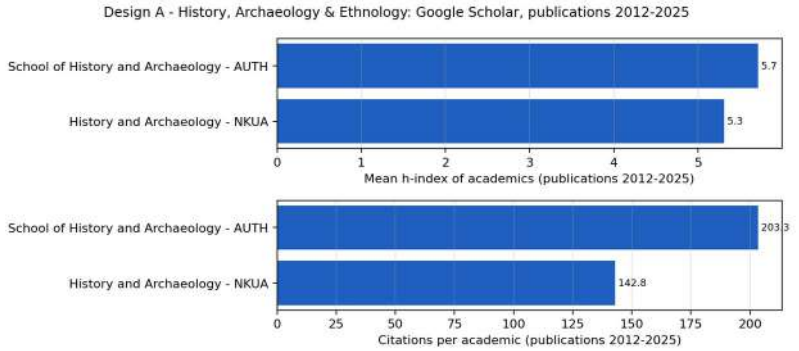

Figure 7. History, archaeology and ethnology: mean h-index of academics (top) and citations per academic (bottom), Google Scholar publications 2012-2025, design A.

Table 4l. Philology, literature and linguistics: Google Scholar lifetime indicators of academics (the exact 2012 design, all years to 29 August 2026). Cells give mean (SD) [median]. Departments ordered by mean lifetime h.

Department (Univ.)	N	Publications mean (SD)	Citations mean (SD)	h mean (SD) [median]	Mean i10
School of Italian Language and Literature (AUTH)	6	56.5 (27.9)	570.5 (726.2)	11.5 (5.4) [10.5]	14.8
School of English Language and Literature (AUTH)	14	42.5 (31.1)	567.4 (658.7)	9.6 (6.3) [8.5]	12.5
School of German Language and Literature (AUTH)	10	35.0 (32.3)	946.3 (2,086.9)	8.5 (8.2) [5.5]	9.7
Department of Philology (NKUA)	24	45.5 (36.7)	424.2 (699.9)	7.4 (6.7) [5.5]	7.8
Department of Balkan, Slavic and Oriental Studies (UoM)	26	37.5 (23.0)	349.4 (391.2)	7.4 (4.6) [6.0]	7.3
School of Humanities (HOU)	9	31.8 (36.7)	349.4 (483.6)	6.9 (5.9) [5.0]	7.7

Department (Univ.)	N	Publications mean (SD)	Citations mean (SD)	h mean (SD) [median]	Mean i10
Department of English Language and Literature (NKUA)	15	37.2 (31.3)	273.1 (348.4)	6.3 (4.1) [4.0]	5.6
Department of Greek (DUTH)	11	32.2 (21.8)	110.1 (134.8)	4.9 (3.3) [5.0]	2.7
Department of Languages, Literature and Culture of Black Sea Countries (DUTH)	5	18.4 (14.2)	91.2 (131.2)	4.0 (3.4) [3.0]	2.0
Department of Philology (UoP)	5	27.8 (15.8)	137.0 (283.0)	3.6 (4.7) [2.0]	3.2
Department of Italian Language and Literature (NKUA)	3	29.3 (23.9)	36.0 (37.2)	3.0 (1.7) [2.0]	1.0
Department of Russian Language and Literature and Slavic Studies (NKUA)	2	20.0 (25.5)	17.0 (24.0)	1.5 (2.1) [1.5]	0.0
Department of German Language and Literature (NKUA)	0	- (-)	- (-)	- (-) [-]	-
Department of Philology (UPatras)	0	- (-)	- (-)	- (-) [-]	-

Table 4m. Education and pedagogy: Google Scholar lifetime indicators of academics (the exact 2012 design, all years to 29 August 2026). Cells give mean (SD) [median]. Departments ordered by mean lifetime h.

Department (Univ.)	N	Publications mean (SD)	Citations mean (SD)	h mean (SD) [median]	Mean i10
Department of Primary Education (DUTH)	9	62.0 (53.5)	2,146.7 (3,491.5)	15.8 (13.7) [13.0]	25.4
Department of Primary Education (UoI)	11	84.2 (91.5)	1,268.1 (1,513.0)	13.8 (9.4) [10.0]	23.0
Department of Educational Studies (NKUA)	8	61.2 (50.5)	901.1 (1,166.7)	12.4 (7.9) [9.5]	15.1
Department of Preschool Education (UoC)	18	48.9 (52.7)	1,492.1 (3,794.8)	12.2 (17.4) [7.0]	18.1
Department of Early Childhood Education (UoWM)	1	31.0 (-)	422.0 (-)	11.0 (-) [11.0]	12.0
Department of Early Childhood Care and Education (UNIWA)	10	52.2 (39.3)	724.1 (816.7)	10.9 (8.3) [11.0]	14.9
Department of Early Childhood Education and Care (IHU)	11	40.1 (28.2)	650.4 (832.0)	10.6 (7.7) [9.0]	13.8
Department of Early Childhood Education (UoI)	5	57.8 (36.6)	548.0 (509.6)	10.4 (5.4) [9.0]	15.6
Department of Early Childhood Education (UThessaly)	16	39.3 (21.1)	586.2 (789.8)	10.1 (6.6) [8.5]	11.3
School of Primary Education (AUTH)	12	37.8 (29.7)	385.3 (454.8)	7.7 (5.3) [5.5]	7.9
Department of Primary Education (UoC)	13	39.2 (27.6)	327.5 (324.7)	7.3 (5.0) [7.0]	7.5
Department of Pre-school Education and Educational Design (UAegean)	0	- (-)	- (-)	- (-) [-]	-

Table 4n. Music, drama, fine and applied arts: Google Scholar lifetime indicators of academics (the exact 2012 design, all years to 29 August 2026). Cells give mean (SD) [median]. Departments ordered by mean lifetime h.

Department (Univ.)	N	Publications mean (SD)	Citations mean (SD)	h mean (SD) [median]	Mean i10
School of Applied Arts and Sustainable Design (HOU)	5	140.0 (128.2)	2,114.8 (1,024.4)	20.8 (4.8) [21.0]	32.4
Department of Conservation of Antiquities and Works of Art (UNIWA)	11	33.8 (14.3)	292.8 (208.1)	9.2 (3.7) [8.0]	9.1
Department of Performing and Digital Arts (UoP)	3	33.0 (23.1)	303.7 (345.6)	7.7 (3.1) [7.0]	6.7
School of Music Studies (AUTH)	5	29.0 (16.6)	434.0 (249.2)	7.2 (3.2) [8.0]	5.8
Department of Music Studies (NKUA)	9	44.2 (28.0)	359.1 (417.4)	7.1 (4.2) [7.0]	6.3
School of Drama (AUTH)	1	46.0 (-)	163.0 (-)	7.0 (-) [7.0]	1.0
School of Visual and Applied Arts (AUTH)	3	20.0 (14.9)	144.3 (151.7)	5.7 (2.1) [5.0]	3.7
Department of Architecture (UoI)	3	18.0 (13.1)	112.0 (48.7)	4.7 (0.6) [5.0]	3.7
Department of Theatre Studies (UoP)	4	22.8 (22.4)	162.2 (227.9)	4.0 (4.1) [4.0]	3.0
Department of Theatre Studies (NKUA)	8	26.5 (12.8)	56.1 (102.0)	3.2 (1.9) [3.0]	1.0
School of Film (AUTH)	3	12.7 (8.5)	77.0 (80.5)	2.7 (1.5) [3.0]	2.3
Department of Music Studies (IONIO)	5	13.0 (8.0)	22.0 (12.7)	2.2 (1.3) [3.0]	0.4
Department of Graphic Design and Visual Communication (UNIWA)	0	- (-)	- (-)	- (-) [-]	-
Department of Interior Architecture (UNIWA)	0	- (-)	- (-)	- (-) [-]	-

Table 4o. Philosophy and theology: Google Scholar lifetime indicators of academics (the exact 2012 design, all years to 29 August 2026). Cells give mean (SD) [median]. Departments ordered by mean lifetime h.

Department (Univ.)	N	Publications mean (SD)	Citations mean (SD)	h mean (SD) [median]	Mean i10
School of Philosophy and Education (AUTH)	9	51.3 (53.6)	801.8 (1,154.6)	12.2 (9.7) [9.0]	19.0
Department of History and Philosophy of Science (NKUA)	13	52.8 (39.7)	967.3 (1,216.9)	11.2 (8.2) [11.0]	14.8
School of Social Theology and Christian Culture (AUTH)	11	37.3 (44.0)	358.1 (746.3)	6.4 (8.4) [3.0]	7.1
Department of Philosophy (UPatras)	8	21.1 (7.5)	128.6 (207.7)	5.1 (4.4) [5.0]	3.5
School of Theology (AUTH)	6	19.8 (14.3)	178.2 (329.3)	3.7 (3.6) [2.5]	2.8

Table 4p. Physical education and sport science: Google Scholar lifetime indicators of academics (the exact 2012 design, all years to 29 August 2026). Cells give mean (SD) [median]. Departments ordered by mean lifetime h.

Department (Univ.)	N	Publications mean (SD)	Citations mean (SD)	h mean (SD) [median]	Mean i10
School of Physical Education and Sports Science (Serres) (AUTH)	18	80.8 (53.1)	3,018.6 (2,994.2)	24.8 (15.1) [21.5]	41.2

Department (Univ.)	N	Publications mean (SD)	Citations mean (SD)	h mean (SD) [median]	Mean i10
School of Physical Education and Sports Science (AUTH)	21	91.7 (74.1)	2,932.6 (3,818.4)	22.6 (14.2) [19.0]	38.1
School of Physical Education and Sport Science (NKUA)	32	63.4 (36.6)	1,703.8 (2,331.6)	18.5 (9.2) [17.0]	25.8
Department of Sport Management (UoP)	6	69.8 (34.5)	894.2 (1,009.7)	12.3 (6.2) [10.0]	15.8

Table 4q. History, archaeology and ethnology: Google Scholar lifetime indicators of academics (the exact 2012 design, all years to 29 August 2026). Cells give mean (SD) [median]. Departments ordered by mean lifetime h.

Department (Univ.)	N	Publications mean (SD)	Citations mean (SD)	h mean (SD) [median]	Mean i10
School of History and Archaeology (AUTH)	14	37.1 (43.3)	389.1 (984.2)	8.3 (8.2) [7.0]	9.6
Department of History and Archaeology (NKUA)	13	41.6 (26.0)	293.0 (394.4)	7.6 (5.1) [7.0]	7.6

N = academics with a public Google Scholar profile; TRS = tenured members on the roster, including those without a profile. m = h divided by years since first recorded publication (Eq. 2). Quartiles, minima and maxima of every metric are in the companion workbook (sheet 'dept_stats').

5A.3 Academic grade

Table 5a aggregates by grade, as in the 2012 study: in Philology, literature and linguistics the mean 2012-2025 h of professors is 5.75 against 4.73 for associate and assistant professors; in Education and pedagogy the mean 2012-2025 h of professors is 10.54 against 8.23 for associate and assistant professors; in Music, drama, fine and applied arts the mean 2012-2025 h of professors is 6.82 against 5.09 for associate and assistant professors; in Philosophy and theology the mean 2012-2025 h of professors is 8.41 against 4.84 for associate and assistant professors; in Physical education and sport science the mean 2012-2025 h of professors is 17.47 against 13.26 for associate and assistant professors; in History, archaeology and ethnology the mean 2012-2025 h of professors is 6.67 against 4.08 for associate and assistant professors.

Table 5a. Indicators by academic grade and area, publications 2012-2025 (design A, Google Scholar).

Area	Grade	N	Pubs/academic	Cites/academic	Mean h	Median h
PHILOL	Associate/Assistant professor	62	24.4	147	4.7	4.0
PHILOL	Professor	68	24.8	280	5.8	4.5
EDU	Associate/Assistant professor	56	30.0	547	8.2	6.0
EDU	Lecturer	2	6.0	34	1.5	1.5
EDU	Professor	56	45.0	773	10.5	8.5
ARTS	Associate/Assistant professor	35	22.2	181	5.1	4.0
ARTS	Lecturer	3	28.7	473	6.3	7.0
ARTS	Professor	22	39.0	441	6.8	4.0
PHILTH	Associate/Assistant professor	25	21.2	153	4.8	4.0
PHILTH	Professor	22	33.8	450	8.4	7.5
SPORT	Associate/Assistant professor	39	43.2	905	13.3	14.0
SPORT	Professor	38	62.2	1,535	17.5	14.5
HIST	Associate/Assistant professor	12	17.2	62	4.1	4.0
HIST	Professor	15	31.6	264	6.7	5.0

Table 5b aggregates the same indicators at university level - the unit of the 2022 funding regulation - over every evaluated member of the university's humanities, arts and education departments, and Table 5c gives the full distribution of the member-level metrics by area and nation-wide, so that the departmental means of Table 4 can be read against the quartiles of the individual values.

Table 5b. Indicators by university, over all evaluated members of the university's humanities, arts and education departments, publications 2012-2025 (Google Scholar). Ordered by mean h 2012-2025.

University	Depts	TRS	N	Pubs 2012-25	Cites 2012-25	h 2012-25 (SD) [median]	i10
UoWM	1	14	1	29.0 (-)	421 (-)	11.0 (-) [11.0]	12.0
HOU	2	22	14	56.2 (94.4)	733 (1,074)	10.1 (8.5) [7.5]	12.9
UoI	3	63	19	47.3 (49.1)	552 (635)	9.7 (7.3) [6.0]	14.0
AUTH	14	340	133	35.6 (37.3)	648 (1,174)	9.3 (8.5) [6.0]	12.1
UoC	2	51	31	32.5 (36.7)	888 (2,871)	9.1 (13.5) [6.0]	11.2
IHU	1	13	11	29.4 (18.9)	381 (421)	8.6 (5.7) [8.0]	9.3
UThessaly	1	23	16	30.8 (20.2)	384 (603)	8.2 (5.4) [7.5]	8.4
All	51	1035	455	33.2 (34.4)	509 (1,214)	8.2 (7.8) [6.0]	9.4
NKUA	11	252	127	33.1 (24.7)	433 (1,006)	8.0 (6.7) [6.0]	8.2
UNIWA	4	62	21	30.5 (21.4)	348 (450)	7.7 (5.3) [6.0]	8.0
DUTH	3	51	25	30.1 (30.3)	602 (1,567)	7.4 (8.7) [4.0]	8.3
UoP	4	51	18	27.9 (21.9)	259 (403)	5.7 (5.1) [5.0]	5.4
UoM	1	33	26	22.4 (14.3)	137 (143)	5.2 (3.3) [5.0]	4.0

University	Depts	TRS	N	Pubs 2012-25	Cites 2012-25	h 2012-25 (SD) [median]	i10
UPatras	2	27	8	16.4 (7.0)	97 (131)	4.6 (3.1) [5.0]	2.5
IONIO	1	28	5	8.8 (5.3)	11 (12)	1.6 (1.3) [1.0]	0.2

Table 5c. Distribution of the member-level metrics (Google Scholar, publications 2012-2025), by area and nation-wide.

Area	Metric	N	Mean	SD	Median	Q1	Q3	Min	Max
PHILOL	h 2012-2025	130	5.3	4.5	4.0	2.0	7.0	0	24
PHILOL	i10 2012-2025	130	4.3	7.3	1.5	0.0	5.0	0	47
PHILOL	citations 2012-2025	130	216.2	629.8	51.5	20.0	179.8	0	6,529
PHILOL	publications 2012-2025	130	24.6	19.8	21.0	11.2	31.8	0	110
PHILOL	h lifetime	130	7.1	5.7	5.0	3.0	10.0	0	30
PHILOL	i10 lifetime	130	7.3	10.6	3.0	0.2	10.8	0	63
PHILOL	citations lifetime	130	383.3	752.3	107.5	33.0	427.2	0	6,636
PHILOL	publications lifetime	130	37.8	29.3	31.0	17.0	50.5	1	151
EDU	h 2012-2025	114	9.2	9.1	7.0	4.0	11.8	0	77
EDU	i10 2012-2025	114	11.2	18.3	6.0	2.0	13.8	0	150
EDU	citations 2012-2025	114	649.0	1,699.3	214.5	73.5	546.5	0	15,868
EDU	publications 2012-2025	114	37.0	34.4	28.5	17.2	45.0	1	220
EDU	h lifetime	114	11.0	9.9	8.0	5.0	13.8	0	77
EDU	i10 lifetime	114	14.8	21.1	7.5	3.0	17.8	0	156
EDU	citations lifetime	114	904.9	1,960.3	300.0	94.8	882.5	0	16,091
EDU	publications lifetime	114	50.3	46.7	36.5	23.2	61.8	1	343
ARTS	h 2012-2025	60	5.8	5.3	4.0	2.0	8.0	0	26
ARTS	i10 2012-2025	60	5.2	8.6	2.0	0.0	6.2	0	42
ARTS	citations 2012-2025	60	290.8	596.9	67.0	14.8	355.0	0	3,872
ARTS	publications 2012-2025	60	28.7	47.9	17.5	10.0	31.2	0	368
ARTS	h lifetime	60	7.1	5.6	6.5	3.0	9.0	0	26
ARTS	i10 lifetime	60	7.0	9.6	4.0	1.0	8.2	0	42
ARTS	citations lifetime	60	374.6	642.4	144.0	31.8	492.5	0	3,872
ARTS	publications lifetime	60	38.0	49.1	26.5	15.0	46.0	1	368
PHILTH	h 2012-2025	47	6.5	6.5	5.0	2.0	9.0	0	32
PHILTH	i10 2012-2025	47	6.7	11.8	2.0	0.0	8.0	0	64
PHILTH	citations 2012-2025	47	292.2	545.9	65.0	20.5	392.5	0	2,815
PHILTH	publications 2012-2025	47	27.1	28.6	18.0	12.0	30.0	2	144
PHILTH	h lifetime	47	8.3	8.0	5.0	3.0	12.0	0	35
PHILTH	i10 lifetime	47	10.3	16.5	2.0	1.0	14.0	0	80
PHILTH	citations lifetime	47	549.5	936.5	106.0	27.5	641.0	0	3,746
PHILTH	publications lifetime	47	39.3	39.4	24.0	15.5	47.0	2	145
SPORT	h 2012-2025	77	15.3	8.7	14.0	9.0	18.0	4	42
SPORT	i10 2012-2025	77	22.0	20.1	16.0	8.0	27.0	0	90
SPORT	citations 2012-2025	77	1,215.7	1,595.3	757.0	319.0	1,236.0	28	9,792
SPORT	publications 2012-2025	77	52.6	39.3	39.0	27.0	61.0	10	196
SPORT	h lifetime	77	20.6	12.4	19.0	12.0	23.0	4	61
SPORT	i10 lifetime	77	32.0	27.8	25.0	14.0	36.0	0	123
SPORT	citations lifetime	77	2,283.2	2,943.7	1,371.0	621.0	2,069.0	34	13,854
SPORT	publications lifetime	77	75.7	53.3	60.0	41.0	83.0	12	262
HIST	h 2012-2025	27	5.5	4.7	5.0	3.0	6.5	0	24
HIST	i10 2012-2025	27	4.5	8.7	2.0	1.0	4.0	0	44
HIST	citations 2012-2025	27	174.2	394.4	65.0	28.5	110.0	0	1,976
HIST	publications 2012-2025	27	25.2	25.7	19.0	11.5	29.0	0	132
HIST	h lifetime	27	8.0	6.8	7.0	4.5	9.0	0	35
HIST	i10 lifetime	27	8.6	14.1	5.0	2.0	8.5	0	71
HIST	citations lifetime	27	342.8	747.4	131.0	59.0	242.5	0	3,797
HIST	publications lifetime	27	39.3	35.4	35.0	19.5	42.0	3	179
All	h 2012-2025	455	8.2	7.8	6.0	3.0	11.0	0	77
All	i10 2012-2025	455	9.4	15.3	4.0	1.0	12.0	0	150
All	citations 2012-2025	455	509.0	1,214.5	146.0	33.0	489.5	0	15,868
All	publications 2012-2025	455	33.2	34.4	25.0	14.0	39.0	0	368
All	h lifetime	455	10.5	9.8	7.0	4.0	14.0	0	77
All	i10 lifetime	455	13.7	20.0	6.0	2.0	18.0	0	156
All	citations lifetime	455	849.1	1,791.2	238.0	62.0	848.0	0	16,091
All	publications lifetime	455	47.6	44.6	36.0	20.0	59.0	1	368

Figure 8 shows the full distributions behind Table 5a: the professorial median exceeds the associate/assistant median in the large areas, but the boxes overlap widely, so grade explains only part of the individual variation.

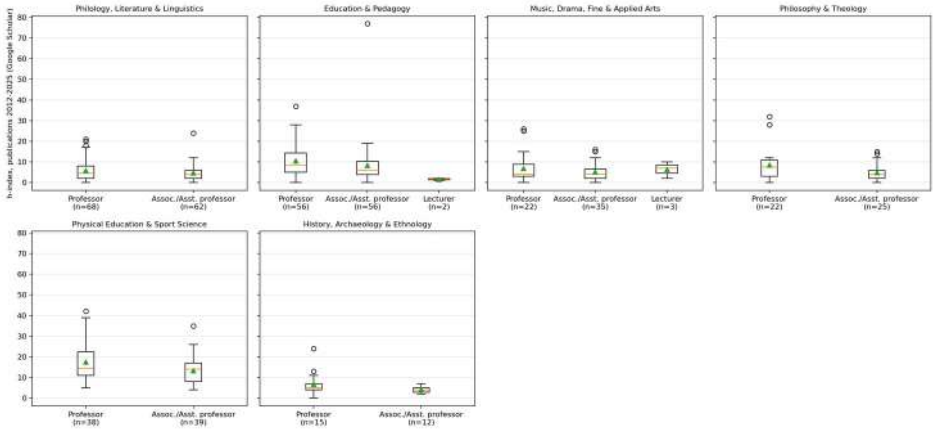

Figure 8. Distribution of the 2012-2025 h-index by academic grade and area (Google Scholar; box = interquartile range, line = median, triangle = mean).

5A.4 Public reporting of scientific activity and research impact

Table 6 repeats the test of the 2012 study with the 2026 operationalisation: the reporting variable is the public ORCID iD and the metric the OpenAlex h-index over 2012-2025. Academics with a public ORCID iD have a higher mean h than those without in 2 of the 6 areas with enough members to test, and the difference is significant at the 5% level in 1.

Table 6. Mann-Whitney U test of the 2012-2025 h-index between academics with and without a public ORCID iD, by area (design A, Eq. 4).

Area	n with ORCID	n without	Mean h with	Mean h without	U	p-value	α = 0.05
PHILOL	86	44	5.92	3.98	2,457.0	0.0053	s
EDU	72	42	8.38	10.74	1,261.0	0.1403	ns
ARTS	17	43	5.76	5.79	408.5	0.4834	ns
PHILTH	34	13	6.15	7.46	198.0	0.5913	ns
SPORT	33	44	14.39	16.05	593.5	0.1736	ns
HIST	10	17	6.10	5.18	75.5	0.6481	ns

The 2012 study used website reporting as the variable; in 2026 nearly every department page links to a profile, so the public ORCID iD replaces it (Section 3A). Departments are tested in the companion workbook.

5A.5 Individual ranking of faculty members (extension of design A)

Figure 9 gives the distribution of the individual h-index by area and the concentration of citations: in each area a small top share of academics holds most of the 2012-2025 citations, which is why the department means of Table 4 are driven by a minority of members.

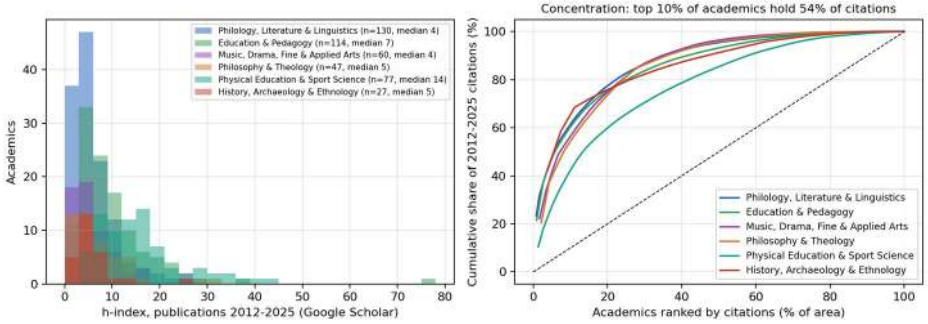

Figure 9. Left: distribution of the 2012-2025 h-index of academics by area (Google Scholar). Right: cumulative share of 2012-2025 citations held by academics ranked by citations within area.

Table 7 lists, for each area, the twenty academics with the highest h-index on their 2012-2025 publications, with their rank within department, within the university's humanities, arts and education departments,

within area and nation-wide, and the composite rank (Eq. 10). The complete ranking of all matched members, department by department, is given in Section 5E.

Table 7a. Philology, literature and linguistics: top-20 academics by h-index, publications 2012-2025 (design A). Ranks: dept / univ / area / all; composite = harmonic mean of the three metric ranks within the area.

Academic	Department (Univ.)	Grade	h	Cites	Pubs	Rank h d/u/a/all	Comp. (area)	Lifetime h / i10 / cites	Conf.
Peristeri Eleni	School of English Language and Literature (AUTH)	Assoc.	24	2,223	110	1/12/1/19	1.2	25 / 49 / 2,293	H
Pagkalos Giannis	School of German Language and Literature (AUTH)	Prof.	21	6,529	54	1/15/2/27	1.9	22 / 31 / 6,636	H
Varlokosta Spyridoula	Department of Philology (NKUA)	Prof.	20	1,201	71	1/6/3/31	3.7	30 / 63 / 2,827	H
Stamou Anastasia	School of German Language and Literature (AUTH)	Prof.	18	947	84	2/17/4/38	3.8	25 / 40 / 1,992	H
Alexiou Thomai	School of English Language and Literature (AUTH)	Prof.	17	917	72	2/20/5/45	5.6	19 / 39 / 1,480	H
Palaiologou Nektaria	School of Humanities (HOU)	Prof.	17	880	79	1/3/5/45	5.1	18 / 33 / 1,467	H
Bella Spyridoula	Department of Philology (NKUA)	Prof.	15	801	33	2/20/7/60	9.9	17 / 19 / 1,132	H
Stavrakaki Stavroula	School of Italian Language and Literature (AUTH)	Prof.	12	604	51	1/31/8/89	9.6	21 / 41 / 2,033	H
Armakolas Ioannis	Department of Balkan, Slavic and Oriental Studies (UoM)	Assoc.	12	567	60	1/1/8/89	8.9	15 / 20 / 750	H
Martzoukou Maria	School of Humanities (HOU)	Asst.	12	524	29	2/6/8/89	12.4	12 / 13 / 544	H
Dosi Ifigeneia	Department of Greek (DUTH)	Asst.	12	476	67	1/6/8/89	9.2	12 / 16 / 480	H
Nikolaos Lavidas	Department of English Language and Literature (NKUA)	Asst.	11	361	86	1/32/12/106	4.7	14 / 18 / 548	H
Mouti Anna	School of Italian Language and Literature (AUTH)	Asst.	11	343	43	2/37/12/106	15.3	11 / 11 / 349	H
Goutsos Dionysios	Department of Philology (NKUA)	Prof.	10	1,092	37	3/38/14/121	8.2	18 / 26 / 1,986	L
Tsitselikis Konstantinos	Department of Balkan, Slavic and Oriental Studies (UoM)	Prof.	10	408	36	2/2/14/121	17.1	17 / 27 / 947	H
Koulakiotis Athanasios	Department of Balkan, Slavic and Oriental Studies (UoM)	Prof.	10	304	30	2/2/14/121	21.0	12 / 16 / 540	H
Michailidis Panagiotis	Department of Balkan, Slavic and Oriental Studies (UoM)	Prof.	10	256	24	2/2/14/121	23.4	15 / 21 / 647	H
Melissaropoulou Dimitra	School of Italian Language and Literature (AUTH)	Prof.	10	180	31	3/40/14/121	22.9	13 / 17 / 391	H
Poulaki Maria	School of English Language and Literature (AUTH)	Asst.	9	472	27	3/44/19/138	20.5	9 / 9 / 511	H
Sarri Aikaterini	Department of Balkan, Slavic and Oriental Studies (UoM)	Prof.	9	375	29	5/5/19/138	21.9	14 / 15 / 1,361	H

Table 7b. Education and pedagogy: top-20 academics by h-index, publications 2012-2025 (design A). Ranks: dept / univ / area / all; composite = harmonic mean of the three metric ranks within the area.

Academic	Department (Univ.)	Grade	h	Cites	Pubs	Rank h d/u/a/all	Comp. (area)	Lifetime h / i10 / cites	Conf.
Stamatis Papadakis	Department of Preschool Education (UoC)	Asst.	77	15,868	209	1/1/1/1	1.2	77 / 156 / 16,091	H
Kokkinos Konstantinos	Department of Primary Education (DUTH)	Prof.	37	5,529	112	1/1/2/4	2.9	45 / 91 / 9,822	H
Markos Angelos	Department of Primary Education (DUTH)	Prof.	28	5,971	119	2/2/3/11	2.8	29 / 63 / 6,334	H
Tseliou Elevtheria	Department of Early Childhood Education (UThessaly)	Prof.	24	2,483	91	1/1/4/19	5.5	24 / 43 / 2,483	H
Kotsis Konstantinos	Department of Primary Education (UoI)	Prof.	23	1,957	220	1/1/5/23	2.2	24 / 73 / 2,284	H
Mikropoulos Anastasios	Department of Primary Education (UoI)	Prof.	23	1,709	76	1/1/5/23	7.1	32 / 65 / 5,345	L
Brouzos Andreas	Department of Primary Education (UoI)	Prof.	23	1,292	65	1/1/5/23	8.3	24 / 38 / 1,484	L
Anastasia Vlachou	Department of Educational Studies (NKUA)	Prof.	21	1,515	50	1/4/8/27	11.4	30 / 47 / 3,635	H
Zaranis Nikolaos	Department of Preschool Education (UoC)	Prof.	20	3,149	49	2/2/9/31	7.5	21 / 35 / 3,324	H
Grammatikopoulos Vasilis	Department of Early Childhood Education and Care (IHU)	Prof.	20	1,351	63	1/1/9/31	11.5	25 / 44 / 2,245	H
Saiti Anna	Department of Early Childhood Care and Education (UNIWA)	Prof.	19	1,614	94	1/1/11/34	8.7	26 / 45 / 2,380	H
Papakostas Christos	Department of Primary Education (UoI)	Assoc.	19	1,545	56	4/4/11/34	12.2	19 / 27 / 1,551	M
Manolitsis Georgios	Department of Preschool Education (UoC)	Prof.	18	2,800	53	3/3/13/38	9.2	23 / 36 / 3,617	H
Malandrakis Georgios	School of Primary Education (AUTH)	Assoc.	17	905	76	1/20/14/45	13.0	18 / 28 / 1,072	H
Konstantoulaki Kleopatra	Department of Early Childhood Care and Education (UNIWA)	Assoc.	15	1,197	47	2/3/15/60	17.1	16 / 21 / 1,266	H
Petrogiannis Konstantinos	Department of Early Childhood Care and Education (UNIWA)	Prof.	15	1,190	64	2/3/15/60	14.7	19 / 36 / 1,689	H
Plakitsi Aikaterini	Department of Early Childhood Education (UoI)	Prof.	15	1,134	98	1/5/15/60	10.1	15 / 24 / 1,134	H
Mogias Athanasios	Department of Primary Education (DUTH)	Assoc.	15	837	48	3/3/15/60	19.3	18 / 21 / 1,003	H

Academic	Department (Univ.)	Grade	h	Cites	Pubs	Rank h d/u/a/all	Comp. (area)	Lifetime h / i10 / cites	Conf.
Dimitris Stavrou	Department of Primary Education (UoC)	Prof.	15	665	65	1/4/15/60	15.5	18 / 25 / 1,102	H
Kossyvaki Lila	Department of Early Childhood Education and Care (IHU)	Asst.	14	865	35	2/2/20/72	22.7	14 / 20 / 866	H

Table 7c. Music, drama, fine and applied arts: top-20 academics by h-index, publications 2012-2025 (design A). Ranks: dept / univ / area / all; composite = harmonic mean of the three metric ranks within the area.

Academic	Department (Univ.)	Grade	h	Cites	Pubs	Rank h d/u/a/all	Comp. (area)	Lifetime h / i10 / cites	Conf.
Zervas Evthymios	School of Applied Arts and Sustainable Design (HOU)	Prof.	26	3,872	368	1/1/1/16	1.0	26 / 42 / 3,872	H
Doulos Lampros	School of Applied Arts and Sustainable Design (HOU)	Prof.	25	1,955	96	2/2/2/18	2.0	25 / 42 / 1,955	H
Maria Chatzidaki	Department of Conservation of Antiquities and Works of Art (UNIWA)	Asst.	16	639	39	1/2/3/55	5.3	16 / 18 / 647	H
Zerefos Stylianos	School of Applied Arts and Sustainable Design (HOU)	Prof.	15	1,429	61	3/4/4/60	3.3	17 / 24 / 1,915	H
Sotiropoulou Sofia	School of Applied Arts and Sustainable Design (HOU)	Asst.	15	598	26	3/4/4/60	7.1	21 / 30 / 1,600	M
Areti Andreopoulou	Department of Music Studies (NKUA)	Assoc.	12	585	53	1/29/6/89	7.1	13 / 18 / 652	H
Anastasia Pournou	Department of Conservation of Antiquities and Works of Art (UNIWA)	Prof.	12	413	36	2/5/6/89	9.2	15 / 21 / 570	H
Theodoropoulos Anastasios	Department of Performing and Digital Arts (UoP)	Asst.	11	701	56	1/3/8/106	5.2	11 / 13 / 701	H
Ioannis Papathanasiou	Department of Music Studies (NKUA)	Lect.	10	1,248	16	2/38/9/121	7.7	10 / 10 / 1,248	H
Pastiadis Konstantinos	School of Music Studies (AUTH)	Prof.	10	509	31	1/40/9/121	11.0	11 / 13 / 608	H
Georgios Mastrotheodoros	Department of Conservation of Antiquities and Works of Art (UNIWA)	Asst.	10	452	41	3/6/9/121	9.6	10 / 11 / 521	H
Mavrommati Eirini	School of Applied Arts and Sustainable Design (HOU)	Prof.	9	367	46	5/7/12/138	10.7	15 / 24 / 1,232	H
Christina Anagnostopoulou	Department of Music Studies (NKUA)	Assoc.	9	213	55	3/42/12/138	8.9	13 / 18 / 672	H
Kanellopoulos Panagiotis	School of Music Studies (AUTH)	Asst.	8	352	30	2/50/14/157	15.6	8 / 8 / 352	H
Dafiotis Panagiotis	School of Visual and Applied Arts (AUTH)	Asst.	8	319	14	1/50/14/157	19.2	8 / 7 / 319	H
Tsiaras Asterios	Department of Theatre Studies (UoP)	Prof.	8	158	15	1/5/14/157	20.7	8 / 6 / 158	H
Maria Giannoulaki	Department of Conservation of Antiquities and Works of Art (UNIWA)	Asst.	7	199	26	4/10/17/182	19.2	8 / 8 / 284	H
Anastasia Georgaki	Department of Music Studies (NKUA)	Lect.	7	151	54	4/53/17/182	11.2	7 / 5 / 251	H
Papadelis Georgios	School of Music Studies (AUTH)	Prof.	6	423	13	3/67/19/205	18.6	9 / 6 / 512	H
Zakopoulos Vasilis	Department of Theatre Studies (NKUA)	Asst.	6	268	29	1/58/19/205	18.3	7 / 6 / 305	H

Table 7d. Philosophy and theology: top-20 academics by h-index, publications 2012-2025 (design A). Ranks: dept / univ / area / all; composite = harmonic mean of the three metric ranks within the area.

Academic	Department (Univ.)	Grade	h	Cites	Pubs	Rank h d/u/a/all	Comp. (area)	Lifetime h / i10 / cites	Conf.
Stamovlasis Dimitrios	School of Philosophy and Education (AUTH)	Prof.	32	2,815	113	1/4/1/8	1.2	35 / 80 / 3,677	H
Gkikas Athanasios	School of Social Theology and Christian Culture (AUTH)	Prof.	28	2,300	144	1/7/2/11	1.5	28 / 45 / 2,300	M
Zarifis Georgios	School of Philosophy and Education (AUTH)	Assoc.	15	881	106	2/24/3/60	3.3	17 / 31 / 1,227	H
Daskalaki Maria	School of Philosophy and Education (AUTH)	Asst.	14	630	22	3/26/4/72	6.4	14 / 16 / 644	M
Christou Konstantinos	School of Social Theology and Christian Culture (AUTH)	Prof.	12	998	56	2/31/5/89	4.1	16 / 25 / 1,288	H
Avgitidou Sofia	School of Philosophy and Education (AUTH)	Prof.	12	679	33	4/31/5/89	6.0	13 / 17 / 930	H
Bouras-Vallianatos Petros	Department of History and Philosophy of Science (NKUA)	Assoc.	12	507	57	1/29/5/89	5.3	12 / 13 / 507	H
Ierodiakonou Katerina	Department of History and Philosophy of Science (NKUA)	Prof.	12	455	45	1/29/5/89	6.9	25 / 49 / 2,175	H
Papatheodorou Christos	Department of History and Philosophy of Science (NKUA)	Prof.	11	534	55	3/32/9/106	7.4	29 / 50 / 3,746	H
Kontos Pavlos	Department of Philosophy (UPatras)	Prof.	11	414	15	1/1/9/106	13.1	15 / 18 / 638	L
Skaliora Eirini	Department of History and Philosophy of Science (NKUA)	Prof.	10	190	21	4/38/11/121	14.3	13 / 19 / 821	H
Mantzavinos Chrysostomos	Department of History and Philosophy of Science (NKUA)	Prof.	9	490	33	5/42/12/138	10.6	16 / 22 / 2,527	L
Tympas Aristotelis	Department of History and Philosophy of Science (NKUA)	Prof.	9	181	31	5/42/12/138	13.3	11 / 11 / 325	L
Skopeliti Eirini	Department of History and Philosophy of Science (NKUA)	Assoc.	8	565	27	7/46/14/157	10.7	12 / 15 / 1,919	H
Mitropoulou Vasiliki	School of Theology (AUTH)	Prof.	8	371	25	1/50/14/157	14.7	9 / 9 / 830	H
Katselidis Ioannis	Department of History and Philosophy of Science (NKUA)	Assoc.	7	146	18	8/53/16/182	18.8	7 / 4 / 160	H
Ziaka Angeliki	School of Theology (AUTH)	Prof.	7	141	29	2/60/16/182	15.6	7 / 7 / 208	H

Academic	Department (Univ.)	Grade	h	Cites	Pubs	Rank h d/u/a/all	Comp. (area)	Lifetime h / i10 / cites	Conf.
Kavoulakos Konstantinos	School of Philosophy and Education (AUTH)	Prof.	6	189	40	5/67/18/205	12.1	9 / 8 / 279	H
Douskos Christos	School of Philosophy and Education (AUTH)	Asst.	6	184	10	5/67/18/205	20.8	6 / 6 / 184	H
Ioannidis Stavros	Department of History and Philosophy of Science (NKUA)	Asst.	6	134	24	9/58/18/205	19.0	7 / 5 / 146	H

Table 7e. Physical education and sport science: top-20 academics by h-index, publications 2012-2025 (design A). Ranks: dept / univ / area / all; composite = harmonic mean of the three metric ranks within the area.

Academic	Department (Univ.)	Grade	h	Cites	Pubs	Rank h d/u/a/all	Comp. (area)	Lifetime h / i10 / cites	Conf.
Barkoukis Vasileios	School of Physical Education and Sports Science (AUTH)	Prof.	42	6,740	196	1/1/1/2	1.2	55 / 120 / 10,579	L
Gerasimos Terzis	School of Physical Education and Sport Science (NKUA)	Prof.	39	4,749	154	1/1/2/3	2.8	50 / 98 / 7,723	H
Nikolaidis Michalis	School of Physical Education and Sports Science (Serres) (AUTH)	Prof.	36	4,110	99	1/2/3/5	4.7	61 / 123 / 11,666	H
Athanasios Mouratidis	School of Physical Education and Sport Science (NKUA)	Assoc.	35	9,792	68	2/2/4/6	2.3	43 / 60 / 12,112	H
Kouidi Evangelia	School of Physical Education and Sports Science (AUTH)	Prof.	33	4,996	181	2/3/5/7	2.9	49 / 116 / 10,748	H
Kyparos Antonios	School of Physical Education and Sports Science (Serres) (AUTH)	Prof.	32	3,352	69	2/4/6/8	8.0	39 / 71 / 4,915	H
Kellis Elevtherios	School of Physical Education and Sports Science (Serres) (AUTH)	Prof.	31	3,625	133	3/6/7/10	6.3	31 / 83 / 3,625	H
Dipla Konstantina	School of Physical Education and Sports Science (Serres) (AUTH)	Prof.	28	3,010	135	4/7/8/11	6.9	38 / 76 / 5,438	H
Zafeiridis Andreas	School of Physical Education and Sports Science (Serres) (AUTH)	Prof.	28	2,551	115	4/7/8/11	8.2	41 / 76 / 5,779	H
Alexandris Konstantinos	School of Physical Education and Sports Science (AUTH)	Prof.	27	3,212	146	3/10/10/15	6.3	56 / 98 / 13,854	L
Margaritelis Nikolaos	School of Physical Education and Sports Science (Serres) (AUTH)	Asst.	26	2,310	63	6/11/11/16	12.8	26 / 41 / 2,315	L
Olyvia Donti	School of Physical Education and Sport Science (NKUA)	Assoc.	24	1,479	61	3/3/12/19	15.6	24 / 32 / 1,514	H
Metaxas Thomas	School of Physical Education and Sports Science (AUTH)	Prof.	23	1,636	95	4/14/13/23	12.5	25 / 63 / 2,520	H
Patikas Dimitrios	School of Physical Education and Sports Science (Serres) (AUTH)	Prof.	21	1,633	61	7/15/14/27	15.9	34 / 56 / 4,202	H
Athanasios Tsoukos	School of Physical Education and Sport Science (NKUA)	Asst.	21	1,552	53	4/4/14/27	17.8	21 / 26 / 1,559	H
Maria Maraki	School of Physical Education and Sport Science (NKUA)	Asst.	19	1,236	49	5/7/16/34	20.7	24 / 36 / 1,626	H
Michail Keramidas	School of Physical Education and Sport Science (NKUA)	Asst.	19	893	83	5/7/16/34	16.9	22 / 36 / 1,114	H
Vlachopoulos Symeon	School of Physical Education and Sports Science (Serres) (AUTH)	Prof.	18	1,965	38	8/17/18/38	18.3	41 / 58 / 6,612	H
Dalamitros Athanasios	School of Physical Education and Sports Science (AUTH)	Asst.	18	1,786	55	5/17/18/38	17.7	19 / 25 / 2,069	H
Travlos Antonios	Department of Sport Management (UoP)	Prof.	18	1,078	80	1/1/18/38	17.6	21 / 37 / 1,640	H

Table 7f. History, archaeology and ethnology: top-20 academics by h-index, publications 2012-2025 (design A). Ranks: dept / univ / area / all; composite = harmonic mean of the three metric ranks within the area.

Academic	Department (Univ.)	Grade	h	Cites	Pubs	Rank h d/u/a/all	Comp. (area)	Lifetime h / i10 / cites	Conf.
Valamoti Soultana-Maria	School of History and Archaeology (AUTH)	Prof.	24	1,976	132	1/12/1/19	1.0	35 / 71 / 3,797	H
Dimitris Plantzos	Department of History and Archaeology (NKUA)	Prof.	13	467	62	1/25/2/82	2.2	19 / 29 / 1,322	H
Konstantinos Kopanias	Department of History and Archaeology (NKUA)	Prof.	11	777	48	2/32/3/106	2.6	13 / 16 / 909	H
Kalliontzis Ioannis	School of History and Archaeology (AUTH)	Asst.	7	154	21	2/60/4/182	5.1	8 / 6 / 170	H
Fappas Ioannis	School of History and Archaeology (AUTH)	Asst.	7	142	21	2/60/4/182	5.6	9 / 9 / 216	H
Xydopoulos Ioannis	School of History and Archaeology (AUTH)	Prof.	7	123	25	2/60/4/182	5.8	11 / 11 / 254	H
Vangelis Karamanolakis	Department of History and Archaeology (NKUA)	Prof.	7	87	22	3/53/4/182	6.8	7 / 5 / 142	H
Kotzageorgis Fokion	School of History and Archaeology (AUTH)	Prof.	6	100	35	5/67/8/205	6.7	7 / 4 / 173	L
Spyridon Ploumidis	Department of History and Archaeology (NKUA)	Prof.	6	68	17	4/58/8/205	11.1	6 / 2 / 98	H
Anastasia Drandaki	Department of History and Archaeology (NKUA)	Assoc.	5	120	14	5/70/10/241	10.2	9 / 8 / 248	H
Manakidou Eleni	School of History and Archaeology (AUTH)	Prof.	5	97	27	6/76/10/241	9.3	10 / 10 / 237	H

Academic	Department (Univ.)	Grade	h	Cites	Pubs	Rank h d/u/a/all	Comp. (area)	Lifetime h / i10 / cites	Conf.
Platon Petridis	Department of History and Archaeology (NKUA)	Prof.	5	80	29	5/70/10/241	8.4	8 / 7 / 285	H
Nikos Giannakopoulos	Department of History and Archaeology (NKUA)	Assoc.	5	68	19	5/70/10/241	11.8	8 / 7 / 131	H
Georgios Pallis	Department of History and Archaeology (NKUA)	Assoc.	5	65	45	5/70/10/241	7.1	5 / 2 / 82	H
Chrysanthos Kanellopoulos	Department of History and Archaeology (NKUA)	Prof.	5	63	11	5/70/10/241	14.0	13 / 19 / 454	H
Gounaris Vasileios	School of History and Archaeology (AUTH)	Prof.	4	63	29	7/86/16/286	10.1	4 / 1 / 63	H
Kyriakou Athanasia	School of History and Archaeology (AUTH)	Asst.	4	61	15	7/86/16/286	17.0	5 / 4 / 79	L
Gkoutzioukostas Andreas	School of History and Archaeology (AUTH)	Prof.	4	36	19	7/86/16/286	16.1	6 / 4 / 109	H
Dimitra Lampropoulou	Department of History and Archaeology (NKUA)	Asst.	4	24	29	10/80/16/286	10.8	5 / 0 / 46	H
Stylianos Katakis	Department of History and Archaeology (NKUA)	Assoc.	3	38	17	11/92/20/327	17.9	4 / 2 / 55	H

Conf. = match confidence (H/M/L). Ties share the minimum rank.

5A.6 Field-specific cross-check: Research.com Best Scientists, Greece (2026)

Because design A is author-level, the natural discipline-specific counterpart for the humanities, arts and education is Research.com's Best Scientists national ranking, which ranks scientists per discipline and country on the D-index (h-index restricted to the discipline's publications and citations) computed from OpenAlex and CrossRef data. One of its discipline lists for Greece covers this chapter's areas - social-sciences-and-humanities (7 listed scientists) - 7 listed scientists in total, of whom 0 are members of our roster (0 list entries, since a member can appear in more than one discipline list). Table 8 gives the roster members found, ordered by their best national rank. The lists cover only part of this scope (a single social-sciences-and-humanities list is the only one Research.com publishes for Greece that touches these areas), so the coverage is structurally thinner than the roster; the ranking covers registered, listed scientists only and complements rather than replaces the roster-based designs.

Table 8. Faculty members listed in the Research.com Best Scientists rankings for Greece (2026 edition; 0 of the 1,035 roster members), ordered by best national rank.

Member	Department (Univ.)	Area	Best discipline list	Nat. rank	World rank	D-index	Citations	Lists	Conf.

Source: research.com/scientists-rankings/<discipline>/gr, retrieved 28 August 2026. D-index = discipline-restricted h-index computed by Research.com from OpenAlex and CrossRef. Lists = number of discipline rankings in which the member appears. Conf. = match confidence (H = university confirmed; M = Greek institution with full-name match; L = weaker evidence).

Table 9. Research.com Greece discipline lists used: scientists listed and roster members found per list.

Research.com discipline list (Greece)	Scientists listed	Roster members found	Share of the list
social-sciences-and-humanities	7	0	0.0%
All five lists	7	0	0.0%

5B. Koukoutsidis (2022) ranking methodology

5B.1 Reproduced baseline: Scopus publications 2017-2021

Table 10 reproduces the 2022 results for the humanities, arts and education departments identifiable in its appendix (107 departments), with the ranking of the original study. Across these departments citations per TRS member ranged from 0.0 (Department of Italian Language and Literature (NKUA)) to 600.8 (Department of Civil Engineering Educators (ASPAITE)), papers per TRS member from 0.1 to 20.8, and citations per paper from 0.0 to 34.5. Citations per paper re-orders the top group relative to citations per member, exactly as the original study reported, and the small departments dominate the per-member ranking. The 2022 census records 107 departments in this scope, of which this volume rosters 51; the remainder could not be rostered from any public listing and are named in Section 8 with the reason. The comparison of this section therefore runs on the departments that appear in both the census and the roster, and every 2022 row is mapped to its 2026 counterpart in Section 8.

Table 10. Departments, Scopus publications 2017-2021 (reproduced from Koukoutsidis, 2022, Appendix B; 107 humanities, arts and education departments). Ordered by citations per TRS member.

Univ.	Department (2022 name)	TRS 2022	Papers 2017-21	Citations	Papers/TRS	Cit./TRS	Cit./paper
ASPAITE	Department of Civil Engineering Educators	5	87	3004	17.40	600.80	34.53
HOU	School of Applied Arts and Sustainable Design	4	83	760	20.75	190.00	9.16
UThessaly	Department of Physical Education and Sport Science	26	354	3744	13.62	144.00	10.58
ASPAITE	Department of Electrical and Electronic Engineering Educators	13	158	1207	12.15	92.85	7.64
UoI	Department of Primary Education	19	153	1717	8.05	90.37	11.22
ASPAITE	Department of Mechanical Engineering Educators	5	48	404	9.60	80.80	8.42
UoC	Department of Preschool Education	26	103	1802	3.96	69.31	17.50
AUTH	School of Physical Education and Sports Science (Serres)	24	190	1474	7.92	61.42	7.76
NKUA	School of Physical Education and Sport Science	49	351	2564	7.16	52.33	7.30
UPatras	Department of Museology	2	16	96	8.00	48.00	6.00
DUTH	Department of Primary Education	20	97	909	4.85	45.45	9.37
HMU	Department of Music Technology and Acoustics	10	69	402	6.90	40.20	5.83
NKUA	Department of Primary Education	25	125	990	5.00	39.60	7.92
AUTH	School of Physical Education and Sports Science	47	286	1807	6.09	38.45	6.32
UoI	Department of Early Years Learning and Care	7	37	215	5.29	30.71	5.81
DUTH	Department of Physical Education and Sport Science	41	185	973	4.51	23.73	5.26
UThessaly	Department of Special Education	20	79	456	3.95	22.80	5.77
UThessaly	Department of Primary Education	17	49	371	2.88	21.82	7.57
UPatras	Department of Educational Sciences and Early Childhood Education	24	121	517	5.04	21.54	4.27
UoP	Department of Performing and Digital Arts	6	21	125	3.50	20.83	5.95
UNIWA	Department of Archival, Library and Information Studies	13	80	257	6.15	19.77	3.21
AUTH	School of Film	20	52	389	2.60	19.45	7.48
UPatras	Department of History and Archaeology	12	46	203	3.83	16.92	4.41
AUTH	School of English Language and Literature	21	71	330	3.38	15.71	4.65
AUTH	School of Philosophy and Education	23	59	344	2.57	14.96	5.83
NKUA	Department of Digital Arts and Cinema	9	29	134	3.22	14.89	4.62
UThessaly	General Department of Larissa	16	43	236	2.69	14.75	5.49
UoP	Department of Sport Management	14	36	202	2.57	14.43	5.61
UNIWA	Department of Early Childhood Care and Education	15	40	206	2.67	13.73	5.15
NKUA	Department of Educational Studies	16	48	219	3.00	13.69	4.56
NKUA	Department of Early Childhood Education	18	55	232	3.06	12.89	4.22
UThessaly	Department of Early Childhood Education	21	59	266	2.81	12.67	4.51
ASPAITE	Department of Education	24	57	301	2.38	12.54	5.28
AUTH	School of History and Archaeology	34	72	404	2.12	11.88	5.61
UAegean	Department of Primary Education	16	60	187	3.75	11.69	3.12
IONIO	Department of Archives, Library Science and Museum Studies	15	57	175	3.80	11.67	3.07
NKUA	Department of History and Philosophy of Science	24	114	275	4.75	11.46	2.41
UoP	Department of History, Archaeology and Cultural Resources Management	13	37	149	2.85	11.46	4.03
NKUA	Department of English Language and Literature	23	96	259	4.17	11.26	2.70
UoWM	Department of Early Childhood Education	12	38	133	3.17	11.08	3.50
DUTH	Department of History and Ethnology	21	51	214	2.43	10.19	4.20
IHU	Department of Creative Design and Clothing	5	15	48	3.00	9.60	3.20
UoI	Department of Philosophy	13	20	122	1.54	9.38	6.10
IHU	Department of Early Childhood Education and Care	7	18	65	2.57	9.29	3.61
UoC	Department of Primary Education	20	48	180	2.40	9.00	3.75
AUTH	School of Early Childhood Education	23	78	189	3.39	8.22	2.42
IHU	Department of Library, Archive and Information Science	9	19	68	2.11	7.56	3.58
UoI	Department of Early Childhood Education	18	56	131	3.11	7.28	2.34
UoWM	Department of Primary Education	17	41	119	2.41	7.00	2.90
UNIWA	Department of Conservation of Antiquities and Works of Art	23	42	161	1.83	7.00	3.83
IONIO	Department of Audio and Visual Arts	22	52	154	2.36	7.00	2.96
UoC	Department of Philology	24	60	135	2.50	5.62	2.25
UNIWA	Department of Interior Architecture	17	17	93	1.00	5.47	5.47
UoM	Department of Balkan, Slavic and Oriental Studies	34	78	183	2.29	5.38	2.35
IONIO	Department of History	21	30	106	1.43	5.05	3.53
AUTH	School of Primary Education	27	40	133	1.48	4.93	3.33
UoI	Department of Architecture	8	23	39	2.88	4.88	1.70
DUTH	Department of Education Sciences in Early Childhood	15	26	66	1.73	4.40	2.54
UAegean	Department of Pre-school Education and Educational Design	18	28	78	1.56	4.33	2.79
AUTH	School of Italian Language and Literature	14	26	60	1.86	4.29	2.31
UAegean	Department of Mediterranean Studies	20	29	74	1.45	3.70	2.55
UoC	Department of History and Archaeology	23	40	77	1.74	3.35	1.93
NKUA	Department of Philology	50	81	160	1.62	3.20	1.98

Univ.	Department (2022 name)	TRS 2022	Papers 2017-21	Citations	Papers/TRS	Cit./TRS	Cit./paper
AUTH	School of Music Studies	18	26	52	1.44	2.89	2.00
NKUA	Department of Music Studies	24	37	63	1.54	2.62	1.70
AUTH	School of German Language and Literature	17	13	41	0.76	2.41	3.15
UPatras	Department of Philosophy	15	25	33	1.67	2.20	1.32
UPatras	Department of Philology	22	40	47	1.82	2.14	1.18
IONIO	Department of Foreign Languages, Translation and Interpreting	24	23	47	0.96	1.96	2.04
NKUA	Department of German Language and Literature	20	21	39	1.05	1.95	1.86
UoC	Department of Philosophy and Social Studies	21	22	40	1.05	1.90	1.82
UoI	Department of History and Archaeology	25	29	43	1.16	1.72	1.48
UNIWA	Department of Graphic Design and Visual Communication	31	12	49	0.39	1.58	4.08
IHU	Department of Interior Architecture	3	4	4	1.33	1.33	1.00
DUTH	Department of Languages, Literature and Culture of Black Sea Countries	13	5	17	0.38	1.31	3.40
AUTH	School of Philology	55	64	61	1.16	1.11	0.95
IONIO	Department of Ethnomusicology	1	1	1	1.00	1.00	1.00
HOU	School of Humanities	15	18	15	1.20	1.00	0.83
UThessaly	Department of Language and Intercultural Studies	3	2	3	0.67	1.00	1.50
NKUA	Department of History and Archaeology	36	48	36	1.33	1.00	0.75
UoI	Department of Philology	18	19	16	1.06	0.89	0.84
NKUA	Department of French Language and Literature	22	5	18	0.23	0.82	3.60
DUTH	Department of Greek	22	32	17	1.45	0.77	0.53
UoI	Department of Music Studies	12	2	7	0.17	0.58	3.50
NKUA	Department of Philosophy	13	11	7	0.85	0.54	0.64
UPatras	Department of Theater Studies	15	14	7	0.93	0.47	0.50
NKUA	Department of Theology	23	13	10	0.57	0.43	0.77
AUTH	School of French Language and Literature	17	10	7	0.59	0.41	0.70
ASFA	Department of History and Theory of Art	10	6	4	0.60	0.40	0.67
UoM	Department of Music Science and Art	27	10	10	0.37	0.37	1.00
AUTH	School of Social Theology and Christian Culture	31	15	9	0.48	0.29	0.60
AUTH	School of Theology	31	15	9	0.48	0.29	0.60
ASFA	Department of Fine Arts	30	4	7	0.13	0.23	1.75
UoWM	Department of Fine and Applied Arts	11	6	2	0.55	0.18	0.33
UoP	Department of Philology	14	11	2	0.79	0.14	0.18
NKUA	Department of Russian Language and Literature and Slavic Studies	7	17	1	2.43	0.14	0.06
AUTH	School of Drama	17	5	2	0.29	0.12	0.40
NKUA	Department of Social Theology and the Study of Religion	19	2	2	0.11	0.11	1.00
IONIO	Department of Music Studies	26	8	2	0.31	0.08	0.25
UoI	Department of Fine Arts and Art Sciences	20	8	1	0.40	0.05	0.12
NKUA	Department of Italian Language and Literature	11	2	0	0.18	0.00	0.00
NKUA	Department of Turkish Studies and Modern Asian Studies	10	3	0	0.30	0.00	0.00
NKUA	Department of Theatre Studies	17	7	0	0.41	0.00	0.00
AUTH	School of Visual and Applied Arts	22	1	0	0.05	0.00	0.00
NKUA	Department of Spanish Language and Literature	9	1	0	0.11	0.00	0.00
UNIWA	Department of Photography and Audiovisual Arts	20	1	0	0.05	0.00	0.00
UoP	Department of Theatre Studies	16	1	0	0.06	0.00	0.00

Source: Koukoutsidis (2022), arXiv:2212.12032, Appendix B. Departments matched to the 2026 roster on university and department name.

Figure 10 relates the 2017-2021 Scopus values of these departments to their 2012-2025 Google Scholar values computed here, for both indicators of design B.

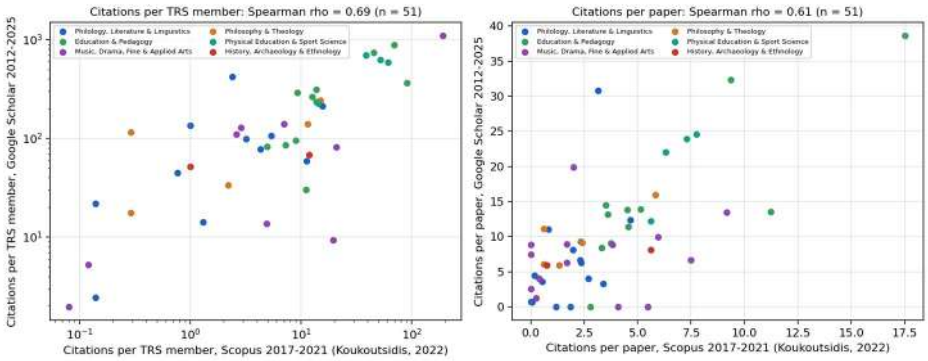

Figure 10. Departments in both studies: citations per TRS member (left, log scales) and per paper (right) under Scopus 2017-2021 (Koukoutsidis, 2022) and under Google Scholar 2012-2025 (this study).

5B.2 Departments, publications 2012-2025

Philology, literature and linguistics: 253 TRS members in 14 departments produced 3,043 unique 2012-2025 documents with 27,737 citations. Citations per TRS member range from 0.0 (Department of Philology (UPatras)) to 419.9 (School of German Language and Literature (AUTH)) and citations per paper from 0.7 to 30.8. The top three departments by citations per member are School of German Language and Literature (AUTH) (419.9); School of English Language and Literature (AUTH) (211.5); School of Humanities (HOU) (135.1) (Figure 11). 123 members (49%) have no public Google Scholar profile and count in the denominator.

Table 10a. Philology, literature and linguistics: Google Scholar documents 2012-2025 per department (design B). Ordered by citations per TRS member; ranks within area and within the university.

Department (Univ.)	TRS	No profile	Papers	Citations	Papers/ TRS	Cit./TRS	Cit./paper	Rank cit/TRS (area)	Rank cit/paper (area)	Rank in univ.
School of German Language and Literature (AUTH)	19	9	259	7978	13.63	419.89	30.80	1	1	3
School of English Language and Literature (AUTH)	24	10	410	5077	17.08	211.54	12.38	2	2	5
School of Humanities (HOU)	15	6	184	2027	12.27	135.13	11.02	3	3	2
Department of Balkan, Slavic and Oriental Studies (UoM)	33	7	557	3507	16.88	106.27	6.30	4	6	1
Department of Philology (NKUA)	50	26	608	4943	12.16	98.86	8.13	5	4	5
School of Italian Language and Literature (AUTH)	16	10	188	1249	11.75	78.06	6.64	6	5	9
Department of English Language and Literature (NKUA)	25	10	369	1476	14.76	59.04	4.00	7	8	6
Department of Greek (DUTH)	20	9	251	895	12.55	44.75	3.57	8	9	2
Department of Philology (UoP)	15	10	73	326	4.87	21.73	4.47	9	7	4
Department of Languages, Literature and Culture of Black Sea Countries (DUTH)	14	9	60	198	4.29	14.14	3.30	10	10	3
Department of Italian Language and Literature (NKUA)	10	7	58	44	5.80	4.40	0.76	11	11	9
Department of Russian Language and Literature and Slavic Studies (NKUA)	7	5	26	17	3.71	2.43	0.65	12	12	10
Department of Philology (UPatras)	4	4	0	0	0.00	0.00	0.00	13	13	2
Department of German Language and Literature (NKUA)	1	1	0	0	0.00	0.00	0.00	13	13	11

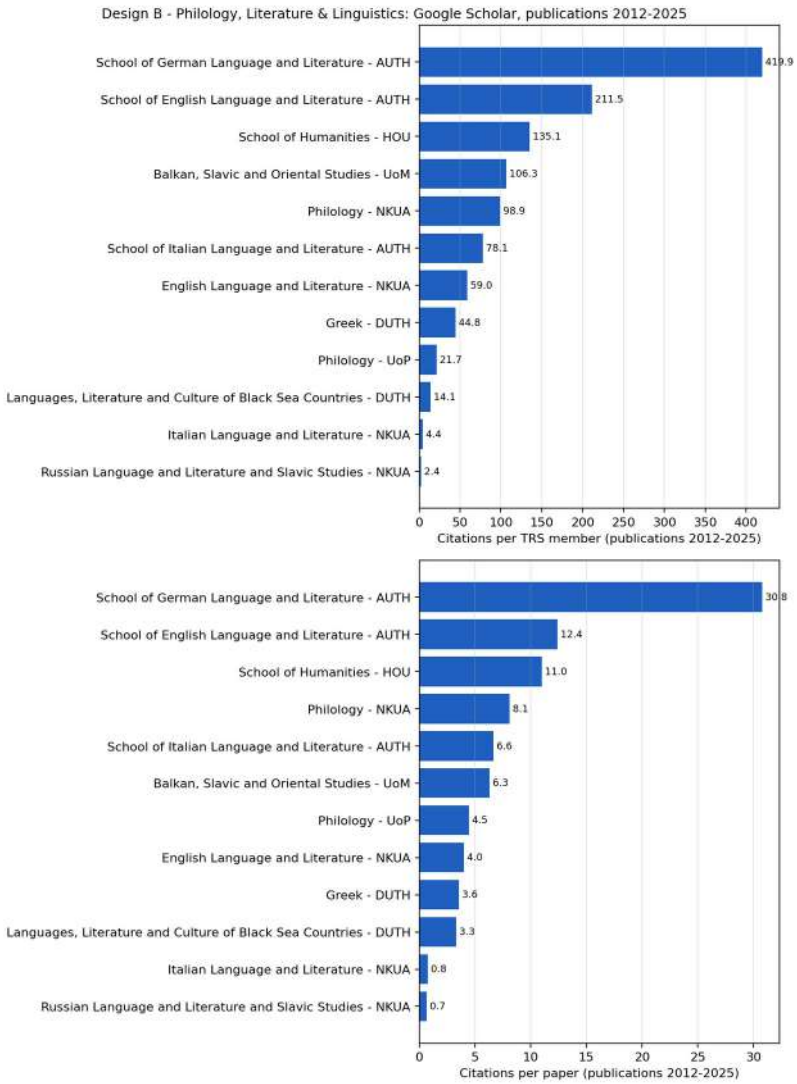

Figure 11. Philology, literature and linguistics: citations per TRS member (top) and citations per paper (bottom), Google Scholar documents 2012-2025, design B.

Education and pedagogy: 232 TRS members in 12 departments produced 3,774 unique 2012-2025 documents with 67,837 citations. Citations per TRS member range from 0.0 (Department of Pre-school Education and Educational Design (UAegean)) to 881.5 (Department of Preschool Education (UoC)) and citations per paper from 8.4 to 38.6. The top three departments by citations per member are Department of Preschool Education (UoC) (881.5); Department of Primary Education (DUTH) (742.4); Department of Primary Education (UoI) (366.9) (Figure 12). 118 members (51%) have no public Google Scholar profile and count in the denominator.

Table 10b. Education and pedagogy: Google Scholar documents 2012-2025 per department (design B). Ordered by citations per TRS member; ranks within area and within the university.

Department (Univ.)	TRS	No profile	Papers	Citations	Papers/ TRS	Cit./TRS	Cit./paper	Rank cit/TRS (area)	Rank cit/paper (area)	Rank in univ.
Department of Preschool Education (UoC)	24	6	548	21155	22.83	881.46	38.60	1	1	1
Department of Primary Education (DUTH)	17	8	390	12620	22.94	742.35	32.36	2	2	1
Department of Primary Education (UoI)	21	10	570	7705	27.14	366.90	13.52	3	6	1
Department of Early Childhood Care and Education (UNIWA)	16	6	357	4969	22.31	310.56	13.92	4	4	1
Department of Early Childhood Education and Care (IHU)	13	2	286	3766	22.00	289.69	13.17	5	7	1
Department of Early Childhood Education (UThessaly)	23	7	438	6049	19.04	263.00	13.81	6	5	1
Department of Educational Studies (NKUA)	17	9	349	3971	20.53	233.59	11.38	7	8	2

Department (Univ.)	TRS	No profile	Papers	Citations	Papers/ TRS	Cit./TRS	Cit./paper	Rank cit/TRS (area)	Rank cit/paper (area)	Rank in univ.
Department of Primary Education (UoC)	27	14	284	2571	10.52	95.22	9.05	8	10	2
Department of Early Childhood Education (UoI)	26	21	239	2214	9.19	85.15	9.26	9	9	2
School of Primary Education (AUTH)	29	17	284	2396	9.79	82.62	8.44	10	11	8
Department of Early Childhood Education (UoWM)	14	13	29	421	2.07	30.07	14.52	11	3	1
Department of Pre-school Education and Educational Design (UAegean)	5	5	0	0	0.00	0.00	0.00	12	12	1

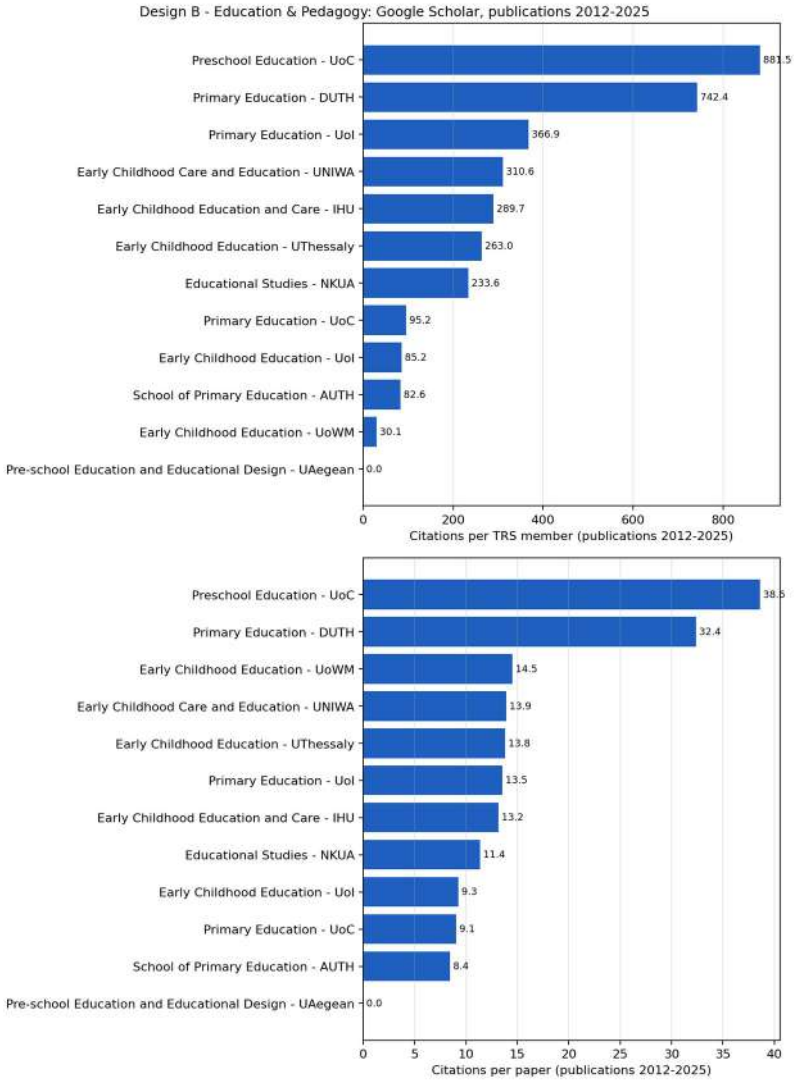

Figure 12. Education and pedagogy: citations per TRS member (top) and citations per paper (bottom), Google Scholar documents 2012-2025, design B.

Music, drama, fine and applied arts: 221 TRS members in 14 departments produced 1,641 unique 2012-2025 documents with 16,761 citations. Citations per TRS member range from 0.0 (Department of Graphic Design and Visual Communication (UNIWA)) to 1,094.9 (School of Applied Arts and Sustainable Design (HOU)) and citations per paper from 1.2 to 19.9. The top three departments by citations per member are School of Applied Arts and Sustainable Design (HOU) (1,094.9); Department of Conservation of Antiquities and Works of Art (UNIWA) (140.6); School of Music Studies (AUTH) (128.8) (Figure 13). 161 members (73%) have no public Google Scholar profile and count in the denominator.

Table 10c. Music, drama, fine and applied arts: Google Scholar documents 2012-2025 per department (design B). Ordered by citations per TRS member; ranks within area and within the university.

Department (Univ.)	TRS	No profile	Papers	Citations	Papers/ TRS	Cit./TRS	Cit./paper	Rank cit/TRS (area)	Rank cit/paper (area)	Rank in univ.
School of Applied Arts and Sustainable Design (HOU)	7	2	570	7664	81.43	1,094.86	13.45	1	2	1
Department of Conservation of Antiquities and Works of Art (UNIWA)	16	5	254	2250	15.88	140.62	8.86	2	5	2
School of Music Studies (AUTH)	15	10	97	1932	6.47	128.80	19.92	3	1	6
Department of Music Studies (NKUA)	21	12	259	2304	12.33	109.71	8.90	4	4	4
Department of Performing and Digital Arts (UoP)	10	7	82	815	8.20	81.50	9.94	5	3	2
Department of Theatre Studies (UoP)	13	9	70	524	5.38	40.31	7.49	6	7	3
Department of Theatre Studies (NKUA)	14	6	143	366	10.21	26.14	2.56	7	11	8
School of Visual and Applied Arts (AUTH)	20	17	45	397	2.25	19.85	8.82	8	6	11
Department of Architecture (UoI)	16	13	35	219	2.19	13.69	6.26	9	9	3
School of Film (AUTH)	18	15	25	167	1.39	9.28	6.68	10	8	13
School of Drama (AUTH)	13	12	17	68	1.31	5.23	4.00	11	10	14
Department of Music Studies (IONIO)	28	23	44	55	1.57	1.96	1.25	12	12	1
Department of Graphic Design and Visual Communication (UNIWA)	16	16	0	0	0.00	0.00	0.00	13	13	3
Department of Interior Architecture (UNIWA)	14	14	0	0	0.00	0.00	0.00	13	13	3

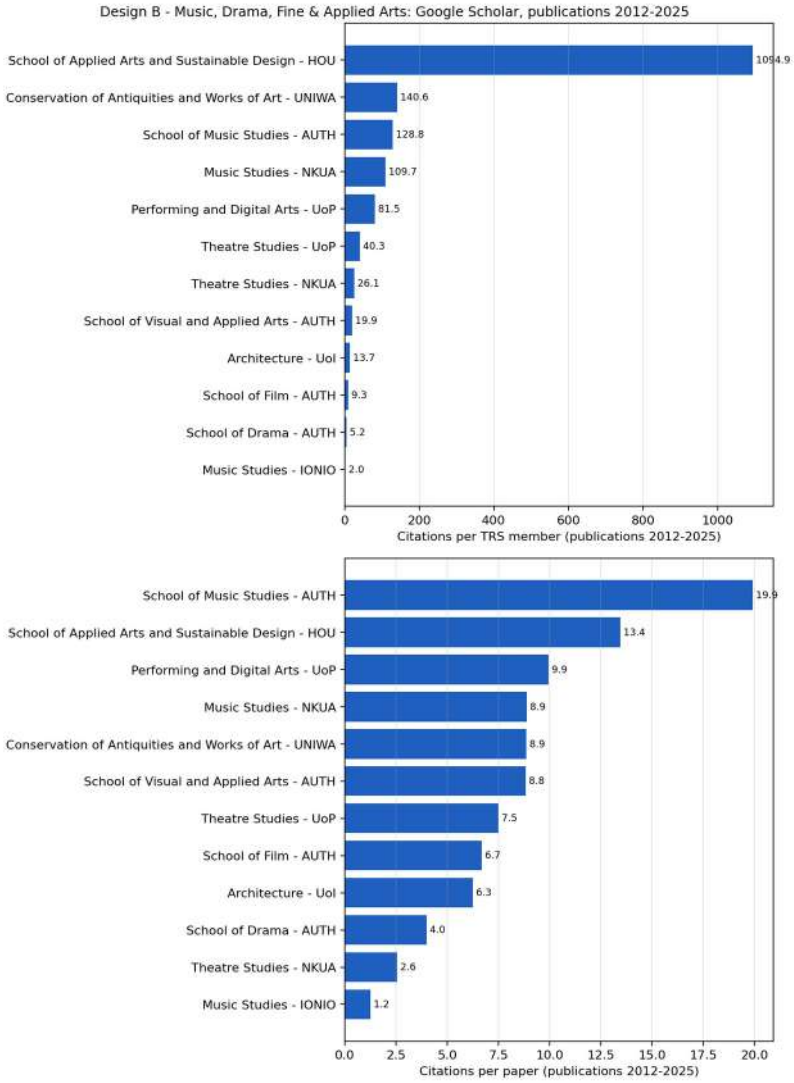

Figure 13. Music, drama, fine and applied arts: citations per TRS member (top) and citations per paper (bottom), Google Scholar documents 2012-2025, design B.

Philosophy and theology: 130 TRS members in 5 departments produced 1,250 unique 2012-2025 documents with 13,715 citations. Citations per TRS member range from 17.6 (School of Theology

(AUTH)) to 241.3 (School of Philosophy and Education (AUTH)) and citations per paper from 5.9 to 15.9. The top three departments by citations per member are School of Philosophy and Education (AUTH) (241.3); Department of History and Philosophy of Science (NKUA) (140.7); School of Social Theology and Christian Culture (AUTH) (116.1) (Figure 14). 83 members (64%) have no public Google Scholar profile and count in the denominator.

Table 10d. Philosophy and theology: Google Scholar documents 2012-2025 per department (design B). Ordered by citations per TRS member; ranks within area and within the university.

Department (Univ.)	TRS	No profile	Papers	Citations	Papers/ TRS	Cit./TRS	Cit./paper	Rank cit/TRS (area)	Rank cit/paper (area)	Rank in univ.
School of Philosophy and Education (AUTH)	23	14	348	5550	15.13	241.30	15.95	1	1	4
Department of History and Philosophy of Science (NKUA)	24	11	370	3376	15.42	140.67	9.12	2	3	3
School of Social Theology and Christian Culture (AUTH)	30	19	314	3483	10.47	116.10	11.09	3	2	7
Department of Philosophy (UPatras)	23	15	131	777	5.70	33.78	5.93	4	5	1
School of Theology (AUTH)	30	24	87	529	2.90	17.63	6.08	5	4	12

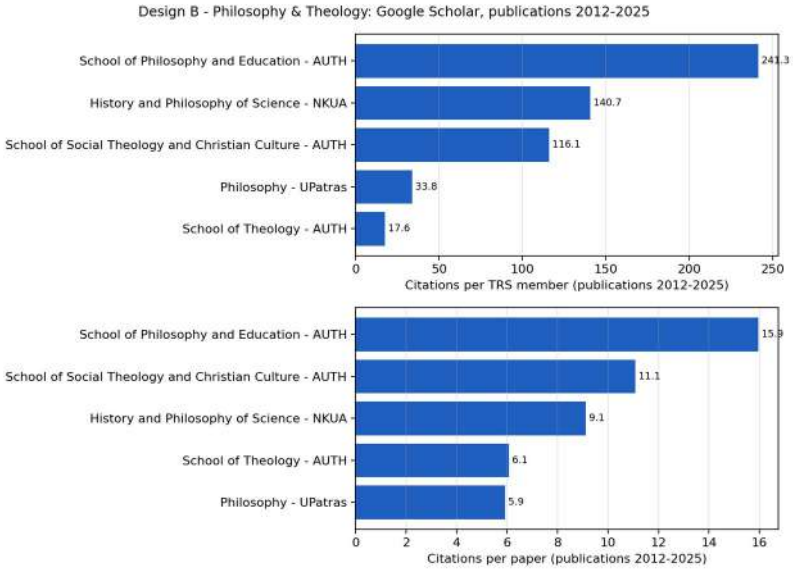

Figure 14. Philosophy and theology: citations per TRS member (top) and citations per paper (bottom), Google Scholar documents 2012-2025, design B.

Physical education and sport science: 123 TRS members in 4 departments produced 3,257 unique 2012-2025 documents with 73,418 citations. Citations per TRS member range from 225.6 (Department of Sport Management (UoP)) to 700.7 (School of Physical Education and Sports Science (AUTH)) and citations per paper from 12.2 to 24.6. The top three departments by citations per member are School of Physical Education and Sports Science (AUTH) (700.7); School of Physical Education and Sport Science (NKUA) (627.0); School of Physical Education and Sports Science (Serres) (AUTH) (587.5) (Figure 15). 46 members (37%) have no public Google Scholar profile and count in the denominator.

Table 10e. Physical education and sport science: Google Scholar documents 2012-2025 per department (design B). Ordered by citations per TRS member; ranks within area and within the university.

Department (Univ.)	TRS	No profile	Papers	Citations	Papers/ TRS	Cit./TRS	Cit./paper	Rank cit/TRS (area)	Rank cit/paper (area)	Rank in univ.
School of Physical Education and Sports Science (AUTH)	35	14	1112	24525	31.77	700.71	22.05	1	3	1
School of Physical Education and Sport Science (NKUA)	48	16	1259	30097	26.23	627.02	23.91	2	2	1
School of Physical Education and Sports Science (Serres) (AUTH)	27	9	646	15863	23.93	587.52	24.56	3	1	2
Department of Sport Management (UoP)	13	7	240	2933	18.46	225.62	12.22	4	4	1

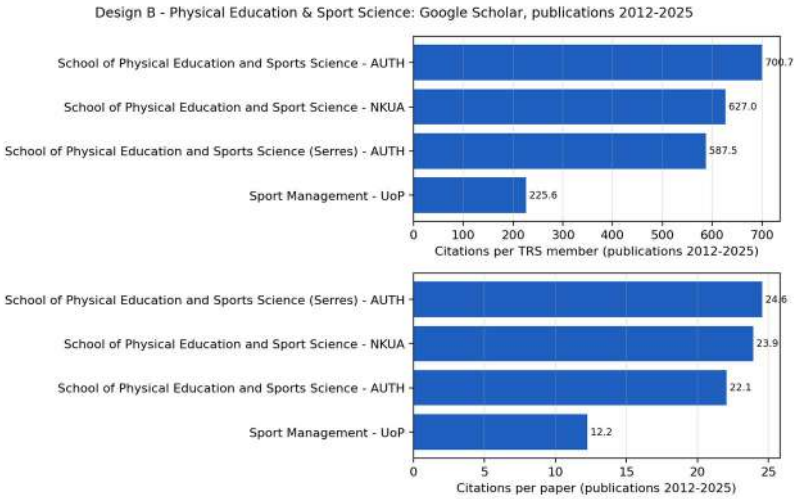

Figure 15. Physical education and sport science: citations per TRS member (top) and citations per paper (bottom), Google Scholar documents 2012-2025, design B.

History, archaeology and ethnology: 76 TRS members in 2 departments produced 646 unique 2012-2025 documents with 4,605 citations. Citations per TRS member range from 51.4 (Department of History and Archaeology (NKUA)) to 68.4 (School of History and Archaeology (AUTH)) and citations per paper from 6.0 to 8.2. The top three departments by citations per member are School of History and Archaeology (AUTH) (68.4); Department of History and Archaeology (NKUA) (51.4) (Figure 16). 49 members (64%) have no public Google Scholar profile and count in the denominator.

Table 10f. History, archaeology and ethnology: Google Scholar documents 2012-2025 per department (design B). Ordered by citations per TRS member; ranks within area and within the university.

Department (Univ.)	TRS	No profile	Papers	Citations	Papers/ TRS	Cit./TRS	Cit./paper	Rank cit/TRS (area)	Rank cit/paper (area)	Rank in univ.
School of History and Archaeology (AUTH)	41	27	344	2805	8.39	68.41	8.15	1	1	10
Department of History and Archaeology (NKUA)	35	22	302	1800	8.63	51.43	5.96	2	2	7

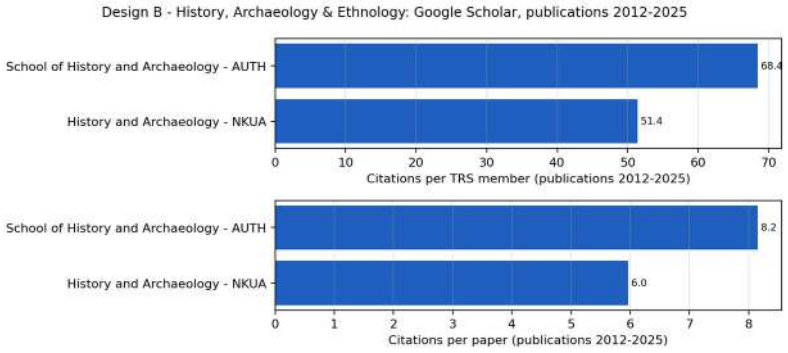

Figure 16. History, archaeology and ethnology: citations per TRS member (top) and citations per paper (bottom), Google Scholar documents 2012-2025, design B.

5B.3 Individual ranking of faculty members (extension of design B)

Table 11 lists, for each area, the twenty members with the most citations to their own 2012-2025 documents, with papers, citations per paper and lifetime h, and their ranks within department, university, area and nation-wide; the complete list is in Section 5E. Because the department indicators of design B are unions, a member's own counts do not sum to the department's, which is the point of reporting both.

Table 11a. Philology, literature and linguistics: top-20 faculty members by citations to own documents 2012-2025 (design B).

Member	Department (Univ.)	Grade	Papers	Citations	Cit./paper	Lifetime h	Rank cites d/a/all	Conf.
Pagkalos Giannis	School of German Language and Literature (AUTH)	Prof.	54	6,529	120.9	22	1/1/4	H
Peristeri Eleni	School of English Language and Literature (AUTH)	Assoc.	110	2,223	20.2	25	1/2/22	H
Varlokosta Spyridoula	Department of Philology (NKUA)	Prof.	71	1,201	16.9	30	1/3/44	H
Goutsos Dionysios	Department of Philology (NKUA)	Prof.	37	1,092	29.5	18	2/4/50	L
Stamou Anastasia	School of German Language and Literature (AUTH)	Prof.	84	947	11.3	25	2/5/57	H
Alexiou Thomai	School of English Language and Literature (AUTH)	Prof.	72	917	12.7	19	2/6/59	H
Palaiologou Nektaria	School of Humanities (HOU)	Prof.	79	880	11.1	18	1/7/65	H
Bella Spyridoula	Department of Philology (NKUA)	Prof.	33	801	24.3	17	3/8/73	H
Stavrakaki Stavroula	School of Italian Language and Literature (AUTH)	Prof.	51	604	11.8	21	1/9/94	H
Armakolas Ioannis	Department of Balkan, Slavic and Oriental Studies (UoM)	Assoc.	60	567	9.4	15	1/10/101	H
Martzoukou Maria	School of Humanities (HOU)	Asst.	29	524	18.1	12	2/11/110	H
Asimakopoulos Stavros	School of English Language and Literature (AUTH)	Assoc.	14	506	36.1	10	3/12/113	M
Dosi Ifigeneia	Department of Greek (DUTH)	Asst.	67	476	7.1	12	1/13/121	H
Poulaki Maria	School of English Language and Literature (AUTH)	Asst.	27	472	17.5	9	4/14/122	H
Matthaios Stefanos	Department of Philology (NKUA)	Prof.	19	439	23.1	13	4/15/128	L
Tsitselikis Konstantinos	Department of Balkan, Slavic and Oriental Studies (UoM)	Prof.	36	408	11.3	17	2/16/138	H
Sarri Aikaterini	Department of Balkan, Slavic and Oriental Studies (UoM)	Prof.	29	375	12.9	14	3/17/141	H
Papaioannou Sofia	Department of Philology (NKUA)	Prof.	16	367	22.9	9	5/18/143	M
Nikolaos Lavidas	Department of English Language and Literature (NKUA)	Asst.	86	361	4.2	14	1/19/147	H
Mouti Anna	School of Italian Language and Literature (AUTH)	Asst.	43	343	8.0	11	2/20/150	H

Table 11b. Education and pedagogy: top-20 faculty members by citations to own documents 2012-2025 (design B).

Member	Department (Univ.)	Grade	Papers	Citations	Cit./paper	Lifetime h	Rank cites d/a/all	Conf.
Stamatis Papadakis	Department of Preschool Education (UoC)	Asst.	209	15,868	75.9	77	1/1/1	H
Markos Angelos	Department of Primary Education (DUTH)	Prof.	119	5,971	50.2	29	1/2/5	H
Kokkinos Konstantinos	Department of Primary Education (DUTH)	Prof.	112	5,529	49.4	45	2/3/6	H
Zaranis Nikolaos	Department of Preschool Education (UoC)	Prof.	49	3,149	64.3	21	2/4/14	H
Manolitsis Georgios	Department of Preschool Education (UoC)	Prof.	53	2,800	52.8	23	3/5/17	H
Tseliou Elevtheria	Department of Early Childhood Education (UThessaly)	Prof.	91	2,483	27.3	24	1/6/19	H
Kotsis Konstantinos	Department of Primary Education (UoI)	Prof.	220	1,957	8.9	24	1/7/25	H
Mikropoulos Anastasios	Department of Primary Education (UoI)	Prof.	76	1,709	22.5	32	2/8/28	L
Saiti Anna	Department of Early Childhood Care and Education (UNIWA)	Prof.	94	1,614	17.2	26	1/9/31	H
Papakostas Christos	Department of Primary Education (UoI)	Assoc.	56	1,545	27.6	19	3/10/33	M
Anastasia Vlachou	Department of Educational Studies (NKUA)	Prof.	50	1,515	30.3	30	1/11/34	H
Grammatikopoulos Vasilis	Department of Early Childhood Education and Care (IHU)	Prof.	63	1,351	21.4	25	1/12/38	H
Brouzos Andreas	Department of Primary Education (UoI)	Prof.	65	1,292	19.9	24	4/13/39	L
Konstantoulaki Kleopatra	Department of Early Childhood Care and Education (UNIWA)	Assoc.	47	1,197	25.5	16	2/14/45	H
Petrogiannis Konstantinos	Department of Early Childhood Care and Education (UNIWA)	Prof.	64	1,190	18.6	19	3/15/46	H
Plakitsi Aikaterini	Department of Early Childhood Education (UoI)	Prof.	98	1,134	11.6	15	1/16/47	H
Malandrakis Georgios	School of Primary Education (AUTH)	Assoc.	76	905	11.9	18	1/17/61	H
Kossyvaki Lila	Department of Early Childhood Education and Care (IHU)	Asst.	35	865	24.7	14	2/18/66	H
Dermitzaki Eirini	Department of Early Childhood Education (UThessaly)	Prof.	28	860	30.7	24	2/19/67	H
Mogias Athanasios	Department of Primary Education (DUTH)	Assoc.	48	837	17.4	18	3/20/69	H

Table 11c. Music, drama, fine and applied arts: top-20 faculty members by citations to own documents 2012-2025 (design B).

Member	Department (Univ.)	Grade	Papers	Citations	Cit./paper	Lifetime h	Rank cites d/a/all	Conf.
Zervas Evthymios	School of Applied Arts and Sustainable Design (HOU)	Prof.	368	3,872	10.5	26	1/1/10	H
Doulos Lampros	School of Applied Arts and Sustainable Design (HOU)	Prof.	96	1,955	20.4	25	2/2/26	H

Member	Department (Univ.)	Grade	Papers	Citations	Cit./paper	Lifetime h	Rank cites d/a/all	Conf.
Zerefos Stylianos	School of Applied Arts and Sustainable Design (HOU)	Prof.	61	1,429	23.4	17	3/3/36	H
Ioannis Papathanasiou	Department of Music Studies (NKUA)	Lect.	16	1,248	78.0	10	1/4/41	H
Theodoropoulos Anastasios	Department of Performing and Digital Arts (UoP)	Asst.	56	701	12.5	11	1/5/82	H
Giannopoulos Emmanouil	School of Music Studies (AUTH)	Asst.	10	649	64.9	3	1/6/89	H
Maria Chatzidaki	Department of Conservation of Antiquities and Works of Art (UNIWA)	Asst.	39	639	16.4	16	1/7/90	H
Sotiropoulou Sofia	School of Applied Arts and Sustainable Design (HOU)	Asst.	26	598	23.0	21	4/8/95	M
Areti Andreopoulou	Department of Music Studies (NKUA)	Assoc.	53	585	11.0	13	2/9/99	H
Pastiadis Konstantinos	School of Music Studies (AUTH)	Prof.	31	509	16.4	11	2/10/111	H
Georgios Mastrotheodoros	Department of Conservation of Antiquities and Works of Art (UNIWA)	Asst.	41	452	11.0	10	2/11/126	H
Papadelis Georgios	School of Music Studies (AUTH)	Prof.	13	423	32.5	9	3/12/133	H
Anastasia Pournou	Department of Conservation of Antiquities and Works of Art (UNIWA)	Prof.	36	413	11.5	15	3/13/136	H
Mavrommati Eirini	School of Applied Arts and Sustainable Design (HOU)	Prof.	46	367	8.0	15	5/14/143	H
Papalexiou Eleni	Department of Theatre Studies (UoP)	Assoc.	41	364	8.9	7	1/15/145	H
Kanellopoulos Panagiotis	School of Music Studies (AUTH)	Asst.	30	352	11.7	8	4/16/149	H
Dafiotis Panagiotis	School of Visual and Applied Arts (AUTH)	Asst.	14	319	22.8	8	1/17/153	H
Zakopoulos Vasilis	Department of Theatre Studies (NKUA)	Asst.	29	268	9.2	7	1/18/166	H
Christina Anagnostopoulou	Department of Music Studies (NKUA)	Assoc.	55	213	3.9	13	3/19/183	H
Maria Giannoulaki	Department of Conservation of Antiquities and Works of Art (UNIWA)	Asst.	26	199	7.7	8	4/20/191	H

Table 11d. Philosophy and theology: top-20 faculty members by citations to own documents 2012-2025 (design B).

Member	Department (Univ.)	Grade	Papers	Citations	Cit./paper	Lifetime h	Rank cites d/a/all	Conf.
Stamovlasis Dimitrios	School of Philosophy and Education (AUTH)	Prof.	113	2,815	24.9	35	1/1/16	H
Gkikas Athanasios	School of Social Theology and Christian Culture (AUTH)	Prof.	144	2,300	16.0	28	1/2/21	M
Christou Konstantinos	School of Social Theology and Christian Culture (AUTH)	Prof.	56	998	17.8	16	2/3/54	H
Zarifis Georgios	School of Philosophy and Education (AUTH)	Assoc.	106	881	8.3	17	2/4/64	H
Avgitidou Sofia	School of Philosophy and Education (AUTH)	Prof.	33	679	20.6	13	3/5/87	H
Daskalaki Maria	School of Philosophy and Education (AUTH)	Asst.	22	630	28.6	14	4/6/91	M
Skopeliti Eirini	Department of History and Philosophy of Science (NKUA)	Assoc.	27	565	20.9	12	1/7/103	H
Papatheodorou Christos	Department of History and Philosophy of Science (NKUA)	Prof.	55	534	9.7	29	2/8/106	H
Bouras-Vallianatos Petros	Department of History and Philosophy of Science (NKUA)	Assoc.	57	507	8.9	12	3/9/112	H
Mantzavinos Chrysostomos	Department of History and Philosophy of Science (NKUA)	Prof.	33	490	14.8	16	4/10/114	L
Ierodiakonou Katerina	Department of History and Philosophy of Science (NKUA)	Prof.	45	455	10.1	25	5/11/125	H
Kontos Pavlos	Department of Philosophy (UPatras)	Prof.	15	414	27.6	15	1/12/135	L
Mitropoulou Vasiliki	School of Theology (AUTH)	Prof.	25	371	14.8	9	1/13/142	H
Skaliora Eirini	Department of History and Philosophy of Science (NKUA)	Prof.	21	190	9.1	13	6/14/194	H
Kavoulakos Konstantinos	School of Philosophy and Education (AUTH)	Prof.	40	189	4.7	9	5/15/195	H
Douskos Christos	School of Philosophy and Education (AUTH)	Asst.	10	184	18.4	6	6/16/197	H
Tympas Aristotelis	Department of History and Philosophy of Science (NKUA)	Prof.	31	181	5.8	11	7/17/198	L
Katselidis Ioannis	Department of History and Philosophy of Science (NKUA)	Assoc.	18	146	8.1	7	8/18/227	H
Ziaka Angeliki	School of Theology (AUTH)	Prof.	29	141	4.9	7	2/19/234	H
Ioannidis Stavros	Department of History and Philosophy of Science (NKUA)	Asst.	24	134	5.6	7	9/20/240	H

Table 11e. Physical education and sport science: top-20 faculty members by citations to own documents 2012-2025 (design B).

Member	Department (Univ.)	Grade	Papers	Citations	Cit./paper	Lifetime h	Rank cites d/a/all	Conf.
Athanasios Mouratidis	School of Physical Education and Sport Science (NKUA)	Assoc.	68	9,792	144.0	43	1/1/2	H
Barkoukis Vasileios	School of Physical Education and Sports Science (AUTH)	Prof.	196	6,740	34.4	55	1/2/3	L
Kouidi Evangelia	School of Physical Education and Sports Science (AUTH)	Prof.	181	4,996	27.6	49	2/3/7	H
Gerasimos Terzis	School of Physical Education and Sport Science (NKUA)	Prof.	154	4,749	30.8	50	2/4/8	H
Nikolaidis Michalis	School of Physical Education and Sports Science (Serres) (AUTH)	Prof.	99	4,110	41.5	61	1/5/9	H

Member	Department (Univ.)	Grade	Papers	Citations	Cit./paper	Lifetime h	Rank cites d/a/all	Conf.
Kellis Elevtherios	School of Physical Education and Sports Science (Serres) (AUTH)	Prof.	133	3,625	27.3	31	2/6/11	H
Kyparos Antonios	School of Physical Education and Sports Science (Serres) (AUTH)	Prof.	69	3,352	48.6	39	3/7/12	H
Alexandris Konstantinos	School of Physical Education and Sports Science (AUTH)	Prof.	146	3,212	22.0	56	3/8/13	L
Dipla Konstantina	School of Physical Education and Sports Science (Serres) (AUTH)	Prof.	135	3,010	22.3	38	4/9/15	H
Zafeiridis Andreas	School of Physical Education and Sports Science (Serres) (AUTH)	Prof.	115	2,551	22.2	41	5/10/18	H
Margaritelis Nikolaos	School of Physical Education and Sports Science (Serres) (AUTH)	Asst.	63	2,310	36.7	26	6/11/20	L
Vlachopoulos Symeon	School of Physical Education and Sports Science (Serres) (AUTH)	Prof.	38	1,965	51.7	41	7/12/24	H
Dalamitros Athanasios	School of Physical Education and Sports Science (AUTH)	Asst.	55	1,786	32.5	19	4/13/27	H
Metaxas Thomas	School of Physical Education and Sports Science (AUTH)	Prof.	95	1,636	17.2	25	5/14/29	H
Patikas Dimitrios	School of Physical Education and Sports Science (Serres) (AUTH)	Prof.	61	1,633	26.8	34	8/15/30	H
Athanasios Tsoukos	School of Physical Education and Sport Science (NKUA)	Asst.	53	1,552	29.3	21	3/16/32	H
Olyvia Donti	School of Physical Education and Sport Science (NKUA)	Assoc.	61	1,479	24.2	24	4/17/35	H
Athanasopoulou Pinelopi	Department of Sport Management (UoP)	Prof.	51	1,410	27.6	19	1/18/37	H
Douka Styliani	School of Physical Education and Sports Science (AUTH)	Prof.	65	1,250	19.2	17	6/19/40	L
Maria Maraki	School of Physical Education and Sport Science (NKUA)	Asst.	49	1,236	25.2	24	5/20/42	H

Table 11f. History, archaeology and ethnology: top-20 faculty members by citations to own documents 2012-2025 (design B).

Member	Department (Univ.)	Grade	Papers	Citations	Cit./paper	Lifetime h	Rank cites d/a/all	Conf.
Valamoti Soultana-Maria	School of History and Archaeology (AUTH)	Prof.	132	1,976	15.0	35	1/1/23	H
Konstantinos Kopanias	Department of History and Archaeology (NKUA)	Prof.	48	777	16.2	13	1/2/74	H
Dimitris Plantzos	Department of History and Archaeology (NKUA)	Prof.	62	467	7.5	19	2/3/124	H
Kalliontzis Ioannis	School of History and Archaeology (AUTH)	Asst.	21	154	7.3	8	2/4/220	H
Fappas Ioannis	School of History and Archaeology (AUTH)	Asst.	21	142	6.8	9	3/5/231	H
Xydopoulos Ioannis	School of History and Archaeology (AUTH)	Prof.	25	123	4.9	11	4/6/245	H
Anastasia Drandaki	Department of History and Archaeology (NKUA)	Assoc.	14	120	8.6	9	3/7/246	H
Kotzageorgis Fokion	School of History and Archaeology (AUTH)	Prof.	35	100	2.9	7	5/8/257	L
Manakidou Eleni	School of History and Archaeology (AUTH)	Prof.	27	97	3.6	10	6/9/259	H
Vangelis Karamanolakis	Department of History and Archaeology (NKUA)	Prof.	22	87	4.0	7	4/10/265	H
Platon Petridis	Department of History and Archaeology (NKUA)	Prof.	29	80	2.8	8	5/11/272	H
Spyridon Ploumidis	Department of History and Archaeology (NKUA)	Prof.	17	68	4.0	6	6/12/286	H
Nikos Giannakopoulos	Department of History and Archaeology (NKUA)	Assoc.	19	68	3.6	8	6/12/286	H
Georgios Pallis	Department of History and Archaeology (NKUA)	Assoc.	45	65	1.4	5	8/14/292	H
Chrysanthos Kanellopoulos	Department of History and Archaeology (NKUA)	Prof.	11	63	5.7	13	9/15/295	H
Gounaris Vasileios	School of History and Archaeology (AUTH)	Prof.	29	63	2.2	4	7/15/295	H
Kyriakou Athanasia	School of History and Archaeology (AUTH)	Asst.	15	61	4.1	5	8/17/297	L
Stylianos Katakis	Department of History and Archaeology (NKUA)	Assoc.	17	38	2.2	4	10/18/332	H
Gkoutzioukostas Andreas	School of History and Archaeology (AUTH)	Prof.	19	36	1.9	6	9/19/336	H
Tselekas Panagiotis	School of History and Archaeology (AUTH)	Assoc.	2	33	16.5	7	10/20/340	H

5C. Robustness: the same designs on OpenAlex and Semantic Scholar

Every step of Sections 3-5 was repeated with OpenAlex and with Semantic Scholar as the source on the same roster (full results in the companion files). Google Scholar and OpenAlex rank the departments at rho = 0.52 for the design-A mean h, 0.63 for design-B citations per member and 0.44 for citations per paper, and the 350 members matched in both at rho = 0.74 for the 2012-2025 h, 0.73 for 2012-2025 citations and 0.69 for the lifetime h. Google Scholar and Semantic Scholar rank the departments at rho = 0.47 for the design-A mean h, 0.66 for design-B citations per member and 0.58 for citations per paper, and the 386 members matched in both at rho = 0.49 for the 2012-2025 h, 0.52 for 2012-2025 citations and 0.45 for the lifetime h.

OpenAlex and Semantic Scholar rank the departments at rho = 0.18 for the design-A mean h, 0.51 for design-B citations per member and 0.47 for citations per paper, and the 472 members matched in both at rho = 0.47 for the 2012-2025 h, 0.51 for 2012-2025 citations and 0.43 for the lifetime h. Table 12 summarises the pairwise agreement and Table 13 lists every department under the three sources; Section 5E gives all three sources for every member.

Table 12. Agreement between sources: Spearman rank correlations at department level (design A mean h; design B citations per TRS member and per paper) and at faculty-member level (2012-2025 h, 2012-2025 citations, lifetime h), with the mean level differences.

Sources	Depts	rho mean h	rho cit/TRS	rho cit/paper	Members	rho h 2012-25	rho cites 2012-25	rho lifetime h	Δ h (mean)	Δ cites
Google Scholar vs OpenAlex	45	0.52	0.63	0.44	350	0.74	0.73	0.69	+2.4	+26%
Google Scholar vs Semantic Scholar	46	0.47	0.66	0.58	386	0.49	0.52	0.45	+4.3	+192%
OpenAlex vs Semantic Scholar	46	0.18	0.51	0.47	472	0.47	0.51	0.43	+1.7	+134%

Table 13. Departments under the three sources: design-A mean h and citations per academic, design-B citations per TRS member, publications 2012-2025 (GS = Google Scholar, OA = OpenAlex, S2 = Semantic Scholar).

Area	Department (Univ.)	Mean h GS	Mean h OA	Mean h S2	Cites/acad. GS	Cites/acad. OA	Cites/acad. S2	Cit./TRS GS	Cit./TRS OA	Cit./TRS S2
PHILOL	School of Italian Language and Literature (AUTH)	8.50	3.80	2.13	242.8	97.4	24.3	78.1	53.9	22.8
PHILOL	School of English Language and Literature (AUTH)	7.64	4.50	3.15	364.9	186.4	133.3	211.5	108.8	110.8
PHILOL	School of German Language and Literature (AUTH)	7.00	3.58	2.94	798.3	430.4	96.7	419.9	271.8	86.5
PHILOL	School of Humanities (HOU)	5.78	4.55	4.90	226.6	163.4	200.1	135.1	119.8	133.4
PHILOL	Department of Philology (NKUA)	5.21	3.69	2.12	207.4	159.3	96.0	98.9	82.8	76.8
PHILOL	Department of Balkan, Slavic and Oriental Studies (UoM)	5.15	4.68	5.15	136.8	231.3	377.9	106.3	195.9	308.9
PHILOL	Department of English Language and Literature (NKUA)	4.40	5.64	1.64	99.0	294.4	27.3	59.0	129.5	12.0
PHILOL	Department of Greek (DUTH)	4.27	3.00	1.61	83.1	49.4	28.1	44.8	29.4	24.9
PHILOL	Department of Languages, Literature and Culture of Black Sea Countries (DUTH)	2.60	1.33	3.00	39.6	15.0	122.2	14.1	9.6	104.7
PHILOL	Department of Philology (UoP)	2.20	2.75	0.64	66.0	61.6	4.6	21.7	32.9	4.3
PHILOL	Department of Italian Language and Literature (NKUA)	2.00	1.00	0.75	14.7	3.6	3.0	4.4	1.8	2.4
PHILOL	Department of Russian Language and Literature and Slavic Studies (NKUA)	1.00	2.33	1.00	9.5	44.3	4.8	2.4	19.0	3.4
PHILOL	Department of German Language and Literature (NKUA)	-	-	-	-	-	-	0.0	0.0	0.0
PHILOL	Department of Philology (UPatras)	-	-	-	-	-	-	0.0	0.0	0.0
EDU	Department of Primary Education (DUTH)	14.00	8.79	5.50	1,549.3	627.9	226.4	742.4	511.1	208.6
EDU	Department of Primary Education (UoI)	11.45	11.00	8.38	722.9	1,646.7	404.1	366.9	1,092.4	305.1
EDU	Department of Preschool Education (UoC)	11.00	3.61	3.95	1,355.2	147.1	279.4	881.5	100.2	247.6
EDU	Department of Early Childhood Education (UoWM)	11.00	-	0.50	421.0	-	0.5	30.1	0.0	0.1
EDU	Department of Early Childhood Education (UoI)	9.60	3.75	1.62	464.0	223.9	21.4	85.2	68.9	10.7
EDU	Department of Educational Studies (NKUA)	9.50	6.29	0.50	500.1	217.6	2.0	233.6	89.6	0.7
EDU	Department of Early Childhood Care and Education (UNIWA)	8.80	4.92	4.07	505.1	171.8	145.9	310.6	127.0	124.6
EDU	Department of Early Childhood Education and Care (IHU)	8.64	4.50	5.00	381.4	139.2	127.2	289.7	105.8	103.4
EDU	Department of Early Childhood Education (UThessaly)	8.25	4.56	5.00	384.5	137.7	336.7	263.0	95.7	276.7
EDU	Department of Primary Education (UoC)	6.46	6.82	4.90	240.8	377.6	219.9	95.2	153.4	80.8
EDU	School of Primary Education (AUTH)	5.83	7.39	2.04	202.7	911.7	43.7	82.6	565.7	34.6
EDU	Department of Pre-school Education and Educational Design (UAegean)	-	-	-	-	-	-	0.0	0.0	0.0
ARTS	School of Applied Arts and Sustainable Design (HOU)	18.00	2.75	10.17	1,644.2	56.8	770.5	1,094.9	32.4	607.3
ARTS	Department of Conservation of Antiquities and Works of Art (UNIWA)	6.64	6.60	1.60	205.3	237.6	14.8	140.6	74.2	4.6
ARTS	Department of Performing and Digital Arts (UoP)	6.33	3.20	3.12	271.7	95.2	77.2	81.5	47.6	61.8
ARTS	School of Music Studies (AUTH)	6.20	4.90	5.50	394.6	197.5	311.9	128.8	130.5	291.1
ARTS	Department of Music Studies (NKUA)	6.00	10.29	1.22	265.0	966.3	48.8	109.7	320.7	20.9
ARTS	School of Visual and Applied Arts (AUTH)	5.00	21.50	2.60	132.3	2,665.0	57.8	19.9	266.5	28.9
ARTS	Department of Theatre Studies (UoP)	3.50	2.00	2.56	131.0	42.3	94.6	40.3	19.5	65.5
ARTS	Department of Architecture (UoI)	3.33	2.20	5.38	73.0	19.6	347.9	13.7	6.1	173.9
ARTS	School of Drama (AUTH)	3.00	0.50	0.00	68.0	5.5	0.0	5.2	0.8	0.0
ARTS	Department of Theatre Studies (NKUA)	2.88	5.00	3.27	45.8	356.0	163.1	26.1	152.6	128.1

Area	Department (Univ.)	Mean h GS	Mean h OA	Mean h S2	Cites/acad. GS	Cites/acad. OA	Cites/acad. S2	Cit./TRS GS	Cit./TRS OA	Cit./TRS S2
ARTS	School of Film (AUTH)	2.33	3.67	1.33	55.7	166.8	17.0	9.3	55.6	11.3
ARTS	Department of Music Studies (IONIO)	1.60	2.50	1.95	11.0	94.2	71.4	2.0	33.5	48.4
ARTS	Department of Graphic Design and Visual Communication (UNIWA)	-	-	3.50	-	-	70.0	0.0	0.0	8.8
ARTS	Department of Interior Architecture (UNIWA)	-	16.00	0.00	-	1,354.0	0.0	0.0	96.7	0.0
PHILTH	School of Philosophy and Education (AUTH)	10.56	7.77	2.71	616.7	388.4	184.6	241.3	219.5	168.6
PHILTH	Department of History and Philosophy of Science (NKUA)	7.31	6.44	3.85	260.7	280.7	95.3	140.7	185.0	78.0
PHILTH	School of Social Theology and Christian Culture (AUTH)	5.36	4.31	3.04	317.2	254.4	168.7	116.1	135.7	157.5
PHILTH	Department of Philosophy (UPatras)	4.62	5.40	3.17	97.1	290.5	228.4	33.8	126.3	119.2
PHILTH	School of Theology (AUTH)	3.33	8.88	1.57	88.2	2,770.2	38.6	17.6	1,569.5	29.6
SPORT	School of Physical Education and Sports Science (Serres) (AUTH)	16.94	10.95	6.52	1,500.2	718.9	311.3	587.5	320.3	272.6
SPORT	School of Physical Education and Sport Science (NKUA)	15.56	13.76	1.75	1,138.0	1,463.4	46.5	627.0	622.4	26.8
SPORT	School of Physical Education and Sports Science (AUTH)	15.24	8.30	6.50	1,295.1	388.4	277.8	700.7	311.1	242.8
SPORT	Department of Sport Management (UoP)	9.67	8.00	3.90	499.0	493.4	123.9	225.6	413.0	92.8
HIST	School of History and Archaeology (AUTH)	5.71	4.81	3.06	203.3	157.3	185.4	68.4	80.6	162.8
HIST	Department of History and Archaeology (NKUA)	5.31	4.55	1.46	142.8	181.2	9.4	51.4	56.9	3.5

Figures 17-21 give the same comparison graphically: department mean h and citations per TRS member under the three sources, the member-level h-index under Google Scholar against the two open sources, the share of each department's roster matched in each source, and the relation between the two designs' department indicators under Google Scholar.

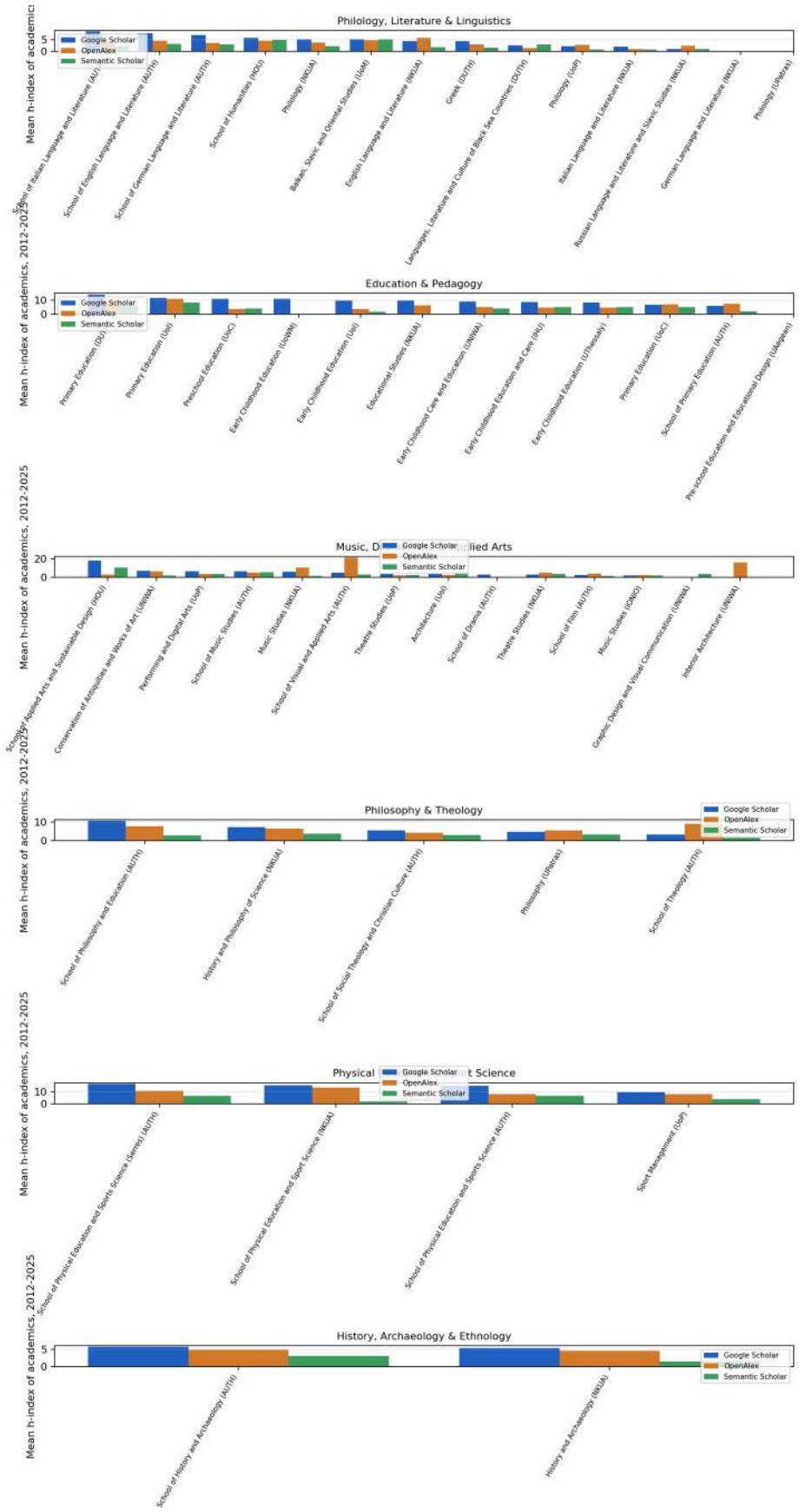

Figure 17. Design A mean h-index of academics, publications 2012-2025, per department under Google Scholar, OpenAlex and Semantic Scholar (one panel per area; departments ordered by the Google Scholar value).

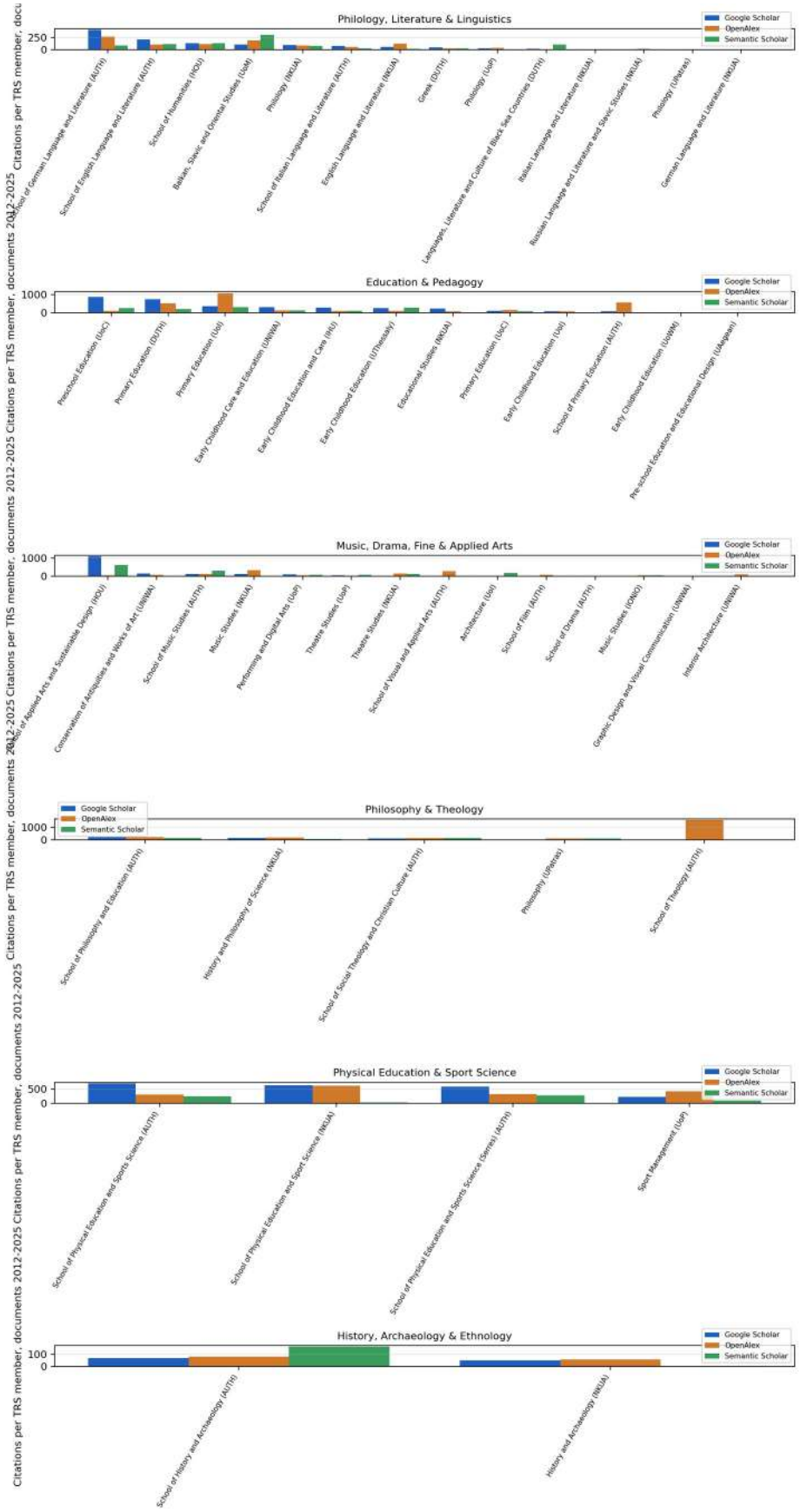

Figure 18. Design B citations per TRS member, documents 2012-2025, per department under the three sources.

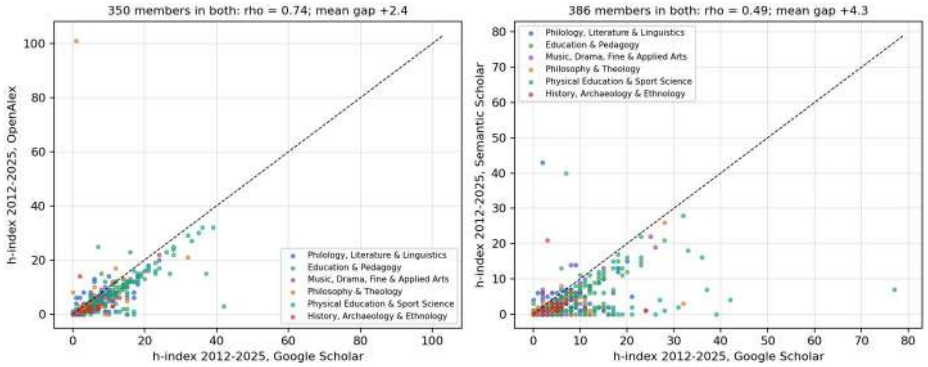

Figure 19. Member-level 2012-2025 h-index: Google Scholar against OpenAlex (left) and against Semantic Scholar (right); dashed line = equality.

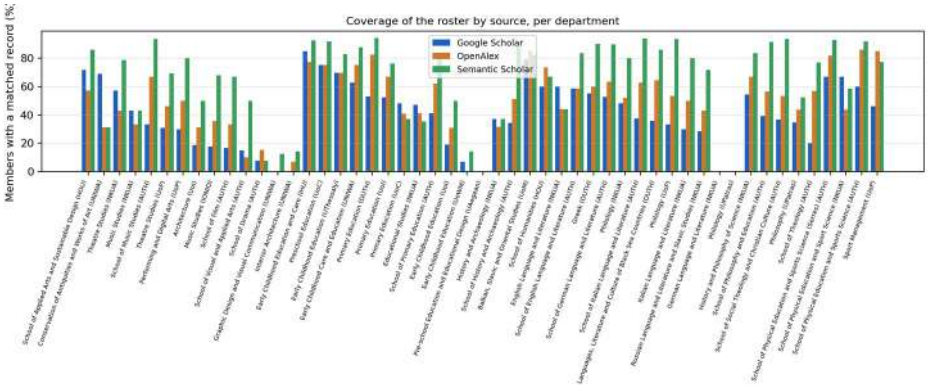

Figure 20. Share of each department's tenured faculty with a matched record, by source.

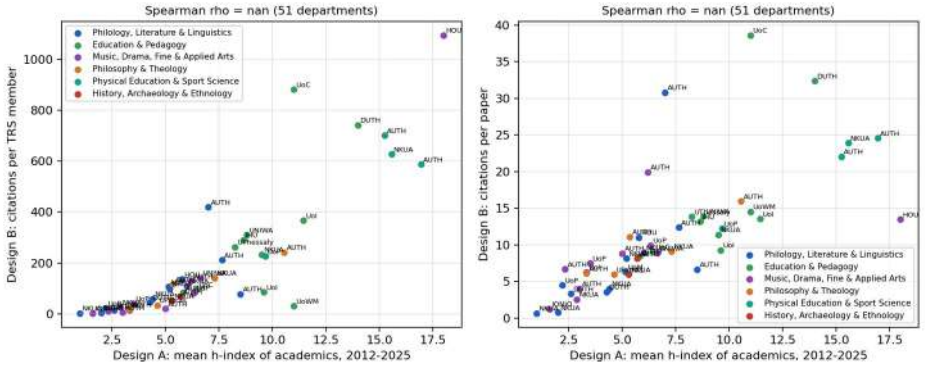

Figure 21. Departments under both designs (Google Scholar, 2012-2025): design-A mean h against design-B citations per TRS member (left) and per paper (right).

5D. The faculty in two global ranking systems: World's Top 2% Scientists and Research.com

As a further lens, equivalent in status to the individual rankings of Sections 5A.5 and 5B.3, every one of the 1,035 roster members was looked up, by name and affiliation, in two global ranking systems widely cited in Greek academic evaluation; the workflow starts from the roster and asks, for each member, whether the system lists her or him and on what value, and never starts from the systems' own lists. (1) The Stanford/Elsevier World's Top 2% Scientists list (Ioannidis, Baas, Klavans and Boyack; August-2025 data update, version 8, Scopus data to end-2024), which ranks by the composite indicator c (six citation metrics combined; reported here without self-citations, 'ns'); only the career-long list is used and the official table was downloaded from the Elsevier data repository, the members being matched on surname, given name and the institution recorded by Scopus, with implausible field attributions (clinical medicine, engineering, economics and business) flagged and excluded - the mirror image of the plausibility rule of the technical

volumes of this series. (2) Research.com's Best Scientists rankings for Greece in the five discipline lists that cover these areas (Section 5A.6), matched on name and stated affiliation.

Results (Table 14): 2 members appear in the career-long Top 2% list (2 further name matches were excluded as implausible field attributions), and 0 members appear in the Research.com Greece lists; 0 members appear in both. By area the Top 2% inclusions are EDU 1, HIST 1; the Research.com lists contain no member of this roster.

Table 14. The two global ranking systems: basic metric, edition consulted, access route and number of the roster members found.

System	Basic metric on which inclusion/rank rests	Edition / date read	Access route	Members found
World's Top 2% Scientists, career-long list (Stanford/Elsevier)	Composite citation indicator c (ns = excluding self-citations); rank among the 236,032 scientists listed	August 2025 update (v8, released Sept 2025), Scopus data to 31 Dec 2024 - latest edition available	Official Elsevier data repository table (doi:10.17632/btchxktzyw.8), name + institution matching	2
Research.com Best Scientists, Greece (five discipline lists)	D-index (discipline-restricted h-index) from OpenAlex and CrossRef, with national and world rank	2026 edition, pages read 28 August 2026	Public discipline ranking pages, name + affiliation matching	0

Figure 22 traces the attrition from the roster to the global lists: of the 1,035 members, 804 are evaluated in at least one bibliographic source and therefore appear in the individual tables of Sections 5A.5, 5B.3 and 5E, while the two global systems retain 0 and 2 members respectively.

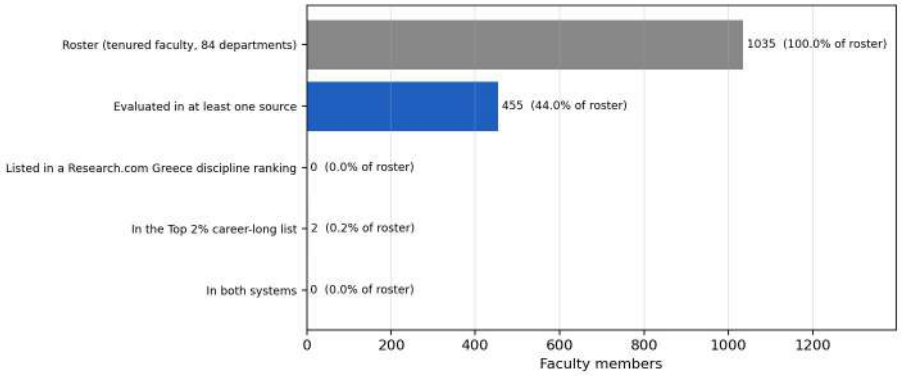

Figure 22. From the roster to the two global ranking systems: members at each stage.

Table 15. Faculty members in the World's Top 2% Scientists career-long list (August 2025 update; publications to end-2024; values without self-citations); 2 members, ordered by rank.

Member	Department (Univ.)	Area	Scopus subfield	Rank (ns)	c-score (ns)	h24 (ns)	Citations (ns)	Papers	First yr
Kokkinos Konstantinos	Department of Primary Education (DUTH)	EDU	Education	91,140	3.506	26	2,858	100	2,004
Valamoti Soultana-Maria	School of History and Archaeology (AUTH)	HIST	Archaeology	271,010	3.070	21	1,054	53	1,995

Career-long list: publications 1960-2024, citations 1996-2024; c = composite indicator (ns); h24 = h-index to end-2024. Source: Ioannidis, J.P.A. (2025), August 2025 data-update, Elsevier Data Repository, doi:10.17632/btchxktzyw.8. The single-year list is not used.

Figures 23-28 show how the two systems intersect among the evaluated members and how their presence is distributed by area, by university and by department, and how the systems' own metrics relate to the values computed in this study.

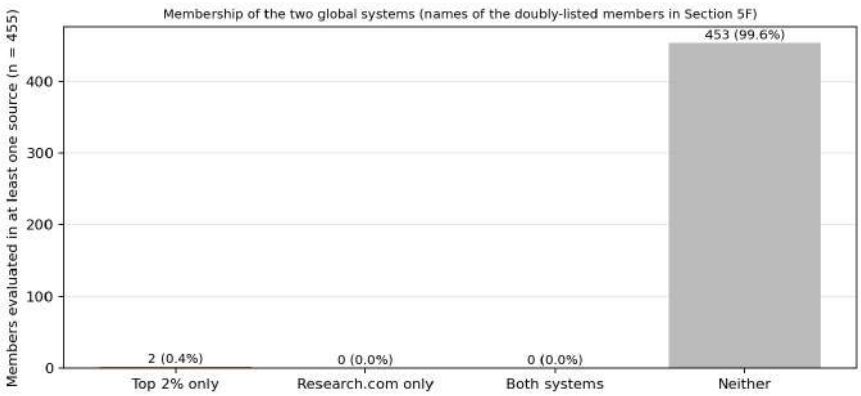

Figure 23. Combinations of membership of the two systems among the members evaluated in at least one source.

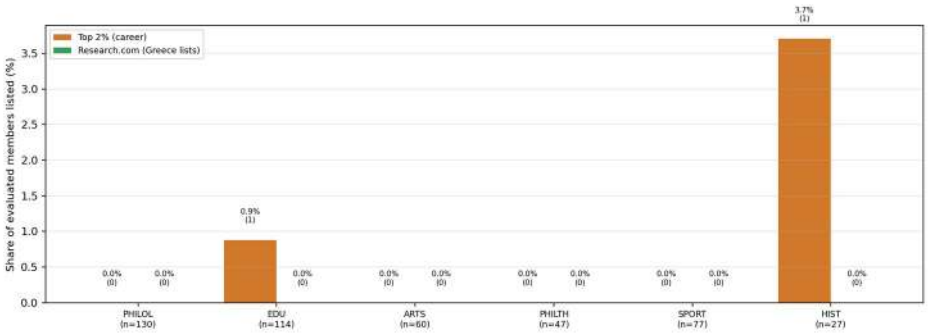

Figure 24. Share (and number) of evaluated members listed in each system, by area.

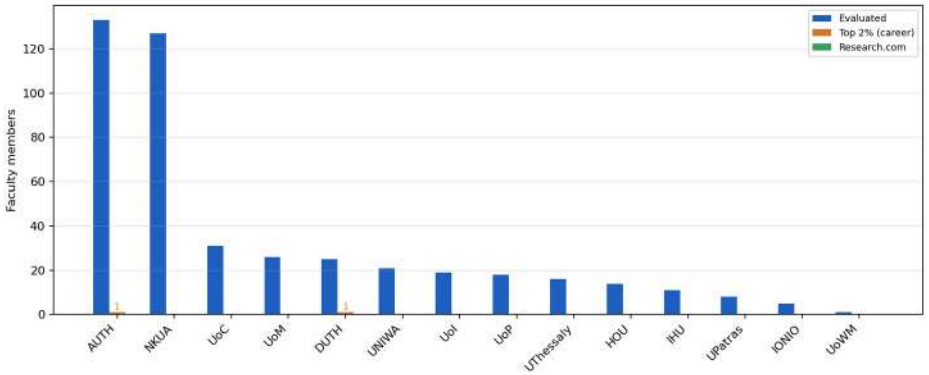

Figure 25. Evaluated members and their presence in the two systems, by university.

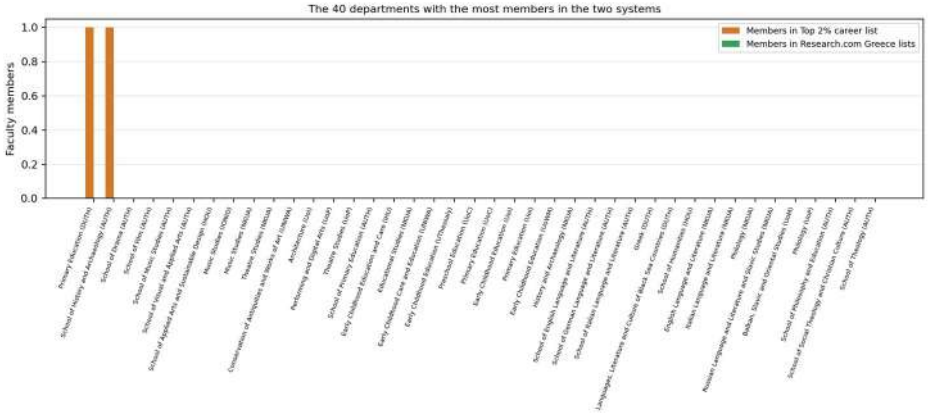

Figure 26. The departments with the most members in the two systems.

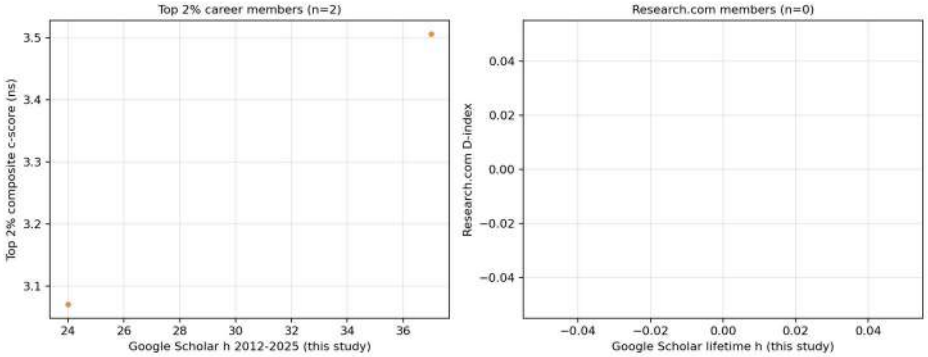

Figure 27. The systems' metrics against this study's Google Scholar values: Top 2% c-score against the 2012-2025 h-index (left) and Research.com D-index against the lifetime h-index (right).



Figure 28. Every member listed in either system, with membership of the other system and of the area top-20 under design A (filled = present).

5E. Complete per-faculty-member results and rankings, publications 2012-2025 (designs A and B): Google Scholar, with OpenAlex and Semantic Scholar alongside

One line per evaluated faculty member, department by department. Design A (publications 2012-2025): h-index, i10-index, citations, publications, with ranks within department / university / area / all departments

on h and the design-A composite (Eq. 10). Design B (documents 2012-2025): own documents P_i, citations C_i, with ranks within department / university / area / all on C_i and the design-B composite. Then the lifetime values at retrieval from the member's Google Scholar profile: h-index, i10-index and total citations; and finally, for the same member, the OpenAlex and Semantic Scholar values: 2012-2025 h / i10 / citations and lifetime h / i10 / citations (blank = not matched in that source). Composites = harmonic mean of ranks within the area. The header of each table gives the number of members matched in at least one source of the department's TRS.

School of English Language and Literature (AUTH) - PHILOL - 21 matched of 24 TRS

Member	Grade	A: h	A: i10	A: cites	A: pubs	A: rank h d/u/a/all	A: comp.	B: P_i	B: C_i	B: rank C d/u/a/all	B: comp.	GS profile h/i10/cites	Conf.	OA 2012-25 h/i10/cites	OA life h/i10/cites	S2 2012-25 h/i10/cites	S2 life h/i10/cites
Peristeri Eleni	Assoc.	24	47	2,223	110	1/12/1/19	1.2	110	2,223	1/13/2/22	1.5	25/49/2,293	H	20/34/1,562	20/34/1,562		
Alexiou Thomai	Prof.	17	31	917	72	2/20/5/45	5.6	72	917	2/24/6/59	6.0	19/39/1,480	H	6/5/131	6/5/131	6/3/112	9/9/293
Poulaki Maria	Asst.	9	8	472	27	3/44/19/138	20.5	27	472	4/44/14/122	24.9	9/9/511	H	7/5/138	7/5/138	5/4/77	5/4/80
Topintzi Ioanna (Nina)	Prof.	9	9	252	24	3/44/19/138	27.7	24	252	6/59/27/172	24.5	13/19/755	L			4/2/41	5/2/63
Asimakopoulos Stavros	Assoc.	8	8	506	14	5/50/24/157	21.9	14	506	3/41/12/113	23.3	10/10/548	M	7/5/307	7/5/307	7/5/302	7/6/321
Sougari Areti-Maria	Prof.	8	7	314	27	5/50/24/157	26.9	27	314	5/55/21/156	22.0	13/16/1,130	H	5/3/107	5/3/107	4/3/106	8/7/472
Karasimos Athanasios	Asst.	6	4	162	27	7/67/36/205	39.3	27	162	7/69/38/216	41.1	8/7/257	H	1/1/57	1/1/57	1/0/9	1/0/10
Roupakia Lydia	Asst.	5	3	61	13	8/76/47/241	61.2	13	61	8/86/61/297	69.5	5/3/67	H	1/0/7	1/0/7	3/0/16	3/0/16
Tsangalidis Anastasios	Prof.	5	2	49	15	8/76/47/241	61.8	15	49	9/94/67/314	45.6	11/12/415	H	2/0/11	2/0/11	1/0/1	5/4/114
Misiou Vasiliki	Asst.	4	0	30	23	10/86/62/286	66.5	23	30	12/106/81/347	72.5	4/0/30	H	3/0/14	3/0/14	2/0/11	2/0/11
Apostolou Foteini	Prof.	3	2	40	13	11/98/76/327	78.5	13	40	10/98/73/326	65.4	7/5/174	H	0/0/0	0/0/0	0/0/0	1/0/4
Ristani Maria	Asst.	3	2	37	14	11/98/76/327	78.5	14	37	11/102/76/335	83.8	3/2/41	H	1/0/5	1/0/5	1/0/4	1/0/4
Schoina Maria	Assoc.	3	0	25	24	11/98/76/327	69.5	24	25	13/110/87/359	70.8	4/3/167	H	8/8/260	8/8/260	0/0/0	0/0/0
Rapatzikou Tatiani	Prof.	3	0	20	16	11/98/76/327	81.7	16	20	14/114/96/379	83.5	4/1/101	L	1/0/6	1/0/6	1/0/8	2/1/33

School of Italian Language and Literature (AUTH) - PHILOL - 15 matched of 16 TRS

Member	Grade	A: h	A: i10	A: cites	A: pubs	A: rank h d/u/a/all	A: comp.	B: P_i	B: C_i	B: rank C d/u/a/all	B: comp.	GS profile h/i10/cites	Conf.	OA 2012-25 h/i10/cites	OA life h/i10/cites	S2 2012-25 h/i10/cites	S2 life h/i10/cites
Stavrakaki Stavroula	Prof.	12	16	604	51	1/31/8/89	9.6	51	604	1/36/9/94	7.7	21/41/2,033	H	12/13/507	12/13/507	3/1/26	3/1/28
Mouti Anna	Asst.	11	11	343	43	2/37/12/106	15.3	43	343	2/52/20/150	19.9	11/11/356	H	5/2/75	5/2/75	5/3/77	5/3/78
Melissaropoulou Dimitra	Prof.	10	10	180	31	3/40/14/121	22.9	31	180	4/66/33/199	23.7	13/17/392	H	6/4/204	6/4/204	6/1/59	7/3/98
Talli Ioanna	Asst.	9	7	233	25	4/44/19/138	28.1	25	233	3/61/29/177	37.0	9/8/265	H	6/4/138	6/4/138	5/3/120	5/3/122
Ventouris Antonios	Assoc.	5	0	53	25	5/76/47/241	53.3	25	53	5/91/65/306	59.6	5/0/58	H	1/0/4	1/0/4	2/0/4	2/0/4
Leontaridi Eleni	Prof.	4	0	44	27	6/86/62/286	57.0	27	44	6/95/70/319	43.0	10/12/330	L	2/0/9	2/0/9	2/0/11	3/1/383

School of German Language and Literature (AUTH) - PHILOL - 17 matched of 19 TRS

Member	Grade	A: h	A: i10	A: cites	A: pubs	A: rank h d/u/a/all	A: comp.	B: P_i	B: C_i	B: rank C d/u/a/all	B: comp.	GS profile h/i10/cites	Conf.	OA 2012-25 h/i10/cites	OA life h/i10/cites	S2 2012-25 h/i10/cites	S2 life h/i10/cites
Pagkalos Giannis	Prof.	21	29	6,529	54	1/15/2/27	1.9	54	6,529	1/2/1/4	2.2	22/31/6,636	H	18/23/4,631	18/23/4,631	5/2/46	6/3/88
Stamou Anastasia	Prof.	18	27	947	84	2/17/4/38	3.8	84	947	2/23/5/57	2.9	25/40/2,012	H	11/11/370	11/11/370	12/13/345	17/26/937
Oikonomou Maria	Prof.	8	6	248	37	3/50/24/157	24.4	37	248	3/60/28/173	28.4	8/6/251	M			7/7/160	7/7/161
Sioupi Athina	Prof.	6	3	69	15	4/67/36/205	52.6	15	69	5/83/59/284	55.9	8/8/183	H	3/1/27	3/1/27	3/0/22	4/1/44
Koukoulioti Vasiliki	Asst.	5	3	78	16	5/76/47/241	57.4	16	78	4/80/56/276	64.7	5/3/84	H	5/3/98	5/3/98	4/1/50	4/1/54
Chatzidimou Konstantinos	Prof.	4	1	61	15	6/86/62/286	66.9	15	61	6/86/61/297	73.0	4/3/96	H	2/0/12	2/0/12	2/1/19	3/1/30
Kalaitzi Eleni	Asst.	3	0	10	12	7/98/76/327	91.4	12	10	9/123/112/408	98.6	3/0/10	L			1/0/1	2/1/42
Georgopoulou Eleni	Assoc.	2	2	27	5	8/113/94/372	95.3	5	27	7/109/84/355	76.2	6/5/185	L	0/0/0	0/0/0	4/2/606	5/3/647
Tsakalidou Sofia	Asst.	2	0	11	26	8/113/94/372	74.7	26	11	8/122/110/405	77.2	2/0/11	H	1/0/2	1/0/2	1/0/5	1/0/5
Katsaounis Nikolaos	Assoc.	1	0	3	3	10/126/112/414	115.9	3	3	10/127/116/423	114.1	2/1/17	H	2/0/9	2/0/9	1/0/2	1/0/2

School of Philology (AUTH) - PHILOL - 0 TRS at retrieval

This department lists no tenured faculty at retrieval (verified on the department and school pages).

School of French Language and Literature (AUTH) - PHILOL - 0 TRS at retrieval

This department lists no tenured faculty at retrieval (verified on the department and school pages).

Department of English Language and Literature (NKUA) - PHILOL - 19 matched of 25 TRS

Member	Grade	A: h	A: i10	A: cites	A: pubs	A: rank h d/u/a/all	A: comp.	B: P_i	B: C_i	B: rank C d/u/a/all	B: comp.	GS profile h/i10/cites	Conf.	OA 2012-25 h/i10/cites	OA life h/i10/cites	S2 2012-25 h/i10/cites	S2 life h/i10/cites
Nikolaos Lavidas	Asst.	11	14	361	86	1/32/12/106	4.7	86	361	1/44/19/147	4.8	14/18/546	H	11/11/248	11/11/248		

Member	Grade	A: h	A: i10	A: cites	A: pubs	A: rank h d/u/a/all	A: comp.	B: P_i	B: C_i	B: rank C d/u/a/all	B: comp.	GS profile h/i10/cites	Conf.	OA 2012-25 h/i10/cites	OA life h/i10/cites	S2 2012-25 h/i10/cites	S2 life h/i10/cites
Evdokia Karava	Assoc.	8	7	227	23	2/46/24/157	32.7	23	227	2/51/30/179	25.7	13/14/1,270	H			2/0/8	2/0/8
Angeliki Tzanne	Asst.	7	6	210	12	3/53/31/182	39.9	12	210	3/53/31/184	36.8	11/13/717	H			4/4/64	4/4/64
Anna Despotopoulou	Asst.	6	2	116	30	4/58/36/205	39.0	30	116	5/66/47/247	36.4	10/10/311	H				
Anna Sfakianaki	Prof.	6	4	108	34	4/58/36/205	35.6	34	108	6/67/48/251	35.9	10/10/346	H	13/16/691	13/16/691	0/0/0	0/0/0
Tatiana Kontou	Asst.	4	3	155	14	6/80/62/286	56.6	14	155	4/61/40/219	54.1	6/5/304	H			1/0/8	1/0/8
Stavroula Kefala	Prof.	4	2	73	6	6/80/62/286	70.8	6	73	8/78/58/281	77.7	4/2/73	H			0/0/0	0/0/0
Iro Filippaki	Asst.	4	0	33	20	6/80/62/286	68.5	20	33	9/91/77/340	74.9	4/0/33	H	3/0/16	3/0/16	3/0/18	3/0/18
Michalis Georgiafentis	Asst.	3	0	26	17	9/92/76/327	78.3	17	26	10/96/86/357	65.3	7/6/261	H	2/0/13	2/0/13		
Aikaterini Delikonstantinidou	Asst.	3	0	24	48	9/92/76/327	31.3	48	24	12/98/90/363	32.2	3/0/24	H	2/0/7	2/0/7		
Trisevgeni Liontou	Prof.	3	1	24	5	9/92/76/327	90.4	5	24	12/98/90/363	97.4	3/1/24	H	4/1/48	4/1/48		
Christina Dokou	Asst.	2	2	81	33	12/102/94/372	46.9	33	81	7/74/53/270	45.7	4/3/107	H	1/0/2	1/0/2		
Stamatina Dimakopoulou	Asst.	2	1	25	21	12/102/94/372	79.5	21	25	11/97/87/359	79.2	3/2/48	H	2/0/10	2/0/10	0/0/0	0/0/0
Konstantinos Blatanis	Asst.	2	0	20	22	12/102/94/372	81.2	22	20	14/105/96/379	81.0	3/1/43	H	1/0/3	1/0/3		
Anna Piata	Prof.	1	0	2	1	15/118/112/414	118.4	1	2	15/121/118/429	120.6	1/0/2	H			6/3/155	6/3/155

Department of Philology (NKUA) - PHILOL - 44 matched of 50 TRS

Member	Grade	A: h	A: i10	A: cites	A: pubs	A: rank h d/u/a/all	A: comp.	B: P_i	B: C_i	B: rank C d/u/a/all	B: comp.	GS profile h/i10/cites	Conf.	OA 2012-25 h/i10/cites	OA life h/i10/cites	S2 2012-25 h/i10/cites	S2 life h/i10/cites
Varlokosta Spyridoula	Prof.	20	28	1,201	71	1/6/3/31	3.7	71	1,201	1/9/3/44	2.0	30/63/2,840	H	16/23/868	16/23/868	15/24/725	21/42/1,365
Bella Spyridoula	Prof.	15	16	801	33	2/20/7/60	9.9	33	801	3/21/8/73	11.1	17/19/1,135	H	10/10/449	10/10/449	10/10/382	12/12/574
Goutsos Dionysios	Prof.	10	12	1,092	37	3/38/14/121	8.2	37	1,092	2/12/4/50	6.8	18/26/1,986	L	1/1/21	1/1/21	6/4/185	13/15/636
Papaioannou Sofia	Prof.	9	9	367	16	4/42/19/138	24.7	16	367	5/42/18/143	31.3	9/9/374	M	1/1/15	1/1/15	14/24/1,795	14/24/1,795
Matthaios Stefanos	Prof.	8	6	439	19	5/46/24/157	24.5	19	439	4/41/15/128	20.4	13/17/891	L	5/5/133	5/5/133	2/0/6	2/1/60
Kanavou Nikoletta	Prof.	7	5	206	54	6/53/31/182	19.4	54	206	7/54/32/188	19.3	10/11/993	H	3/2/99	3/2/99		
Sarri Antonia	Assoc.	6	4	294	32	7/58/36/205	30.1	32	294	6/46/24/162	33.2	6/4/294	H	2/1/60	2/1/60		
Michalopoulos Andreas	Prof.	5	2	104	73	8/70/47/241	12.4	73	104	8/70/49/255	11.8	10/10/434	H	2/0/29	2/0/29	0/0/0	2/1/19
Iakovou Maria	Prof.	5	4	80	12	8/70/47/241	59.3	12	80	10/75/54/272	67.2	5/4/84	H	4/0/34	4/0/34	0/0/0	0/0/0
Antonopoulou Theodora	Prof.	5	0	56	47	8/70/47/241	29.0	47	56	11/83/64/303	28.1	8/5/285	L	1/0/6	1/0/6	2/0/12	5/4/229
Loukaki Marina	Prof.	5	2	50	20	8/70/47/241	58.7	20	50	12/84/66/311	55.3	8/3/123	H			1/0/7	2/0/15
Karla Grammatiki	Prof.	4	3	82	24	12/80/62/286	55.3	24	82	9/73/51/268	48.0	8/7/223	H	3/1/26	3/1/26	1/0/4	2/0/15
Koroli Aikaterini	Assoc.	4	1	43	41	12/80/62/286	35.0	41	43	13/87/71/322	36.6	4/1/43	H	2/0/15	2/0/15	1/0/2	1/0/2
Papakonstantinou Nefeli	Asst.	4	0	24	10	12/80/62/286	81.4	10	24	17/98/90/363	90.7	4/0/24	L			0/0/0	0/0/0
Thoma Marianna	Assoc.	3	0	29	33	15/92/76/327	50.1	33	29	14/92/82/349	52.2	3/0/29	H	1/0/1	1/0/1	1/0/1	1/0/2
Vaiopoulos Vaios	Prof.	3	1	28	13	15/92/76/327	82.0	13	28	15/94/83/351	77.3	5/1/61	H	1/0/3	1/0/3	1/0/3	2/0/6
Agathos Thanasis	Prof.	3	0	27	59	15/92/76/327	24.0	59	27	16/95/84/355	24.5	3/0/34	L			5/5/435	13/13/1,235
Kouzas Georgios	Assoc.	3	0	24	24	15/92/76/327	70.1	24	24	17/98/90/363	62.3	3/0/186	H	0/0/0	0/0/0	1/0/1	1/0/1
Xourias Giannis	Prof.	2	0	13	17	19/102/94/372	88.8	17	13	19/111/104/396	92.4	-/-/0	H			0/0/0	0/0/0
Kaklamanis Stefanos	Prof.	2	0	12	12	19/102/94/372	97.3	12	12	20/112/106/399	97.0	3/0/22	H			0/0/0	0/0/0
Benetos Dionysios	Prof.	1	0	3	13	21/118/112/414	103.8	13	3	21/119/116/423	105.4	1/0/4	H	0/0/0	0/0/0		
Fakas Christos	Asst.	1	0	2	2	21/118/112/414	117.2	2	2	22/121/118/429	103.4	4/3/141	H	4/2/131	4/2/131	1/0/1	3/2/40
Tachopoulou Olympia	Asst.	0	0	0	8	23/123/121/435	116.3	8	0	23/123/121/435	115.4	1/0/5	H			0/0/0	2/2/70
Pitsinelis Georgios	Asst.	0	0	0	5	23/123/121/435	117.8	5	0	23/123/121/435	119.1	-/-/0	H				

Department of German Language and Literature (NKUA) - PHILOL - 0 matched of 1 TRS

No member of this department has a public Google Scholar profile; the OpenAlex and Semantic Scholar values are in Appendices C and D and the companion files.

Department of French Language and Literature (NKUA) - PHILOL - 0 TRS at retrieval

This department lists no tenured faculty at retrieval (verified on the department and school pages).

Department of Russian Language and Literature and Slavic Studies (NKUA) - PHILOL - 5 matched of 7 TRS

Member	Grade	A: h	A: i10	A: cites	A: pubs	A: rank h d/u/a/all	A: comp.	B: P_i	B: C_i	B: rank C d/u/a/all	B: comp.	GS profile h/i10/cites	Conf.	OA 2012-25 h/i10/cites	OA life h/i10/cites	S2 2012-25 h/i10/cites	S2 life h/i10/cites
Mineva Evelina	Asst.	2	0	19	25	1/102/94/372	74.4	25	19	1/107/99/384	74.1	3/0/37	H	1/0/4	1/0/4	1/0/1	1/0/1
Gkoranis Polydoros	Assoc.	0	0	0	2	2/123/121/435	121.3	2	0	2/123/121/435	122.6	-/-/0	H			0/0/0	0/0/0

Department of Turkish Studies and Modern Asian Studies (NKUA) - PHILOL - 0 TRS at retrieval

This department lists no tenured faculty at retrieval (verified on the department and school pages).

Department of Spanish Language and Literature (NKUA) - PHILOL - 0 TRS at retrieval

This department lists no tenured faculty at retrieval (verified on the department and school pages).

Department of Italian Language and Literature (NKUA) - PHILOL - 8 matched of 10 TRS

Member	Grade	A: h	A: i10	A: cites	A: pubs	A: rank h d/u/a/all	A: comp.	B: P_i	B: C_i	B: rank C d/u/a/all	B: comp.	GS profile h/i10/cites	Conf.	OA 2012-25 h/i10/cites	OA life h/i10/cites	S2 2012-25 h/i10/cites	S2 life h/i10/cites
Giannoulopoulou Giannoula	Prof.	2	0	17	10	1/102/94/372	99.5	10	17	1/108/101/388	86.0	5/3/79	H	2/0/8	2/0/8	1/0/4	1/0/6
Sgouridou Maria	Prof.	2	0	15	41	1/102/94/372	39.5	41	15	2/109/103/393	40.2	2/0/17	H	2/0/5	2/0/5	2/0/7	2/0/7
Tsolkas Ioannis	Prof.	2	0	12	7	1/102/94/372	102.6	7	12	3/112/106/399	107.3	2/0/14	L	0/0/0	0/0/0	0/0/0	0/0/0

General Department of Larissa (UThessaly) - PHILOL - 0 TRS at retrieval

This department lists no tenured faculty at retrieval (verified on the department and school pages).

Department of Language and Intercultural Studies (UThessaly) - PHILOL - 0 TRS at retrieval

This department lists no tenured faculty at retrieval (verified on the department and school pages).

Department of Philology (UPatras) - PHILOL - 0 matched of 4 TRS

No member of this department has a public Google Scholar profile; the OpenAlex and Semantic Scholar values are in Appendices C and D and the companion files.

Department of Philology (UoI) - PHILOL - 0 TRS at retrieval

This department lists no tenured faculty at retrieval (verified on the department and school pages).

Department of Languages, Literature and Culture of Black Sea Countries (DUTH) - PHILOL - 12 matched of 14 TRS

Member	Grade	A: h	A: i10	A: cites	A: pubs	A: rank h d/u/a/all	A: comp.	B: P_i	B: C_i	B: rank C d/u/a/all	B: comp.	GS profile h/i10/cites	Conf.	OA 2012-25 h/i10/cites	OA life h/i10/cites	S2 2012-25 h/i10/cites	S2 life h/i10/cites
Avramidou Amalia	Assoc.	6	4	142	29	1/8/36/205	39.4	29	142	1/10/44/231	41.2	8/7/313	H	2/1/27	2/1/27	3/1/33	4/2/56
Thomadaki Evangelia	Prof.	3	1	33	14	2/17/76/327	78.8	14	33	2/16/77/340	65.6	7/3/113	L	2/1/35	2/1/35	2/1/15	2/1/20
Dimasi Maria	Prof.	3	0	17	11	2/17/76/327	90.2	11	17	3/21/101/388	97.2	3/0/28	H	1/0/3	1/0/3	1/0/11	3/1/31
Salakidis Georgios	Prof.	1	0	6	3	4/22/112/414	115.2	3	6	4/22/114/415	113.4	2/0/9	H	1/0/3	1/0/3	0/0/0	0/0/0
Markou Christina	Prof.	0	0	0	5	5/23/121/435	117.8	5	0	5/23/121/435	119.1	-/-/0	H	1/0/7	1/0/7	1/0/6	1/0/6

Department of Greek (DUTH) - PHILOL - 18 matched of 20 TRS

Member	Grade	A: h	A: i10	A: cites	A: pubs	A: rank h d/u/a/all	A: comp.	B: P_i	B: C_i	B: rank C d/u/a/all	B: comp.	GS profile h/i10/cites	Conf.	OA 2012-25 h/i10/cites	OA life h/i10/cites	S2 2012-25 h/i10/cites	S2 life h/i10/cites
Dosi Ifigeneia	Asst.	12	16	476	67	1/6/8/89	9.2	67	476	1/6/13/121	12.0	12/16/480	H	8/6/151	8/6/151	7/5/125	7/5/126
Mitsiaki Maria	Assoc.	6	2	146	42	2/8/36/205	27.2	42	146	2/9/42/227	29.0	7/2/194	H	4/1/54	4/1/54	3/1/49	3/1/56
Konstantinidou Maria	Asst.	6	1	79	18	2/8/36/205	50.3	18	79	3/11/55/274	59.5	6/1/96	H	4/0/40	4/0/40	1/0/2	1/0/2
Michalopoulos Charilaos	Assoc.	5	1	58	29	4/12/47/241	47.8	29	58	4/12/63/300	50.0	6/2/88	H	3/2/43	3/2/43	0/0/0	0/0/0
Paraskeviotis Georgios	Asst.	4	0	47	30	5/13/62/286	51.4	30	47	5/14/69/316	54.9	4/0/51	H	2/0/15	2/0/15	0/0/0	0/0/0
Tsomis Georgios	Prof.	4	1	39	24	5/13/62/286	62.3	24	39	6/15/74/330	59.3	6/3/122	H	1/0/2	1/0/2	1/0/1	2/0/5
Fliatouras Asimakis	Assoc.	4	0	25	12	5/13/62/286	78.2	12	25	7/17/87/359	79.7	5/2/50	H	1/0/8	1/0/8	1/0/4	2/0/13
Tziatzi-Papagianni Maria	Prof.	4	0	24	19	5/13/62/286	72.6	19	24	8/18/90/363	73.9	5/3/97	L	1/0/1	1/0/1	1/0/3	3/0/17
Deligiannis Ioannis	Prof.	2	0	20	21	9/21/94/372	81.8	21	20	9/19/96/379	81.5	3/1/34	H	1/0/3	1/0/3	2/1/22	2/1/22
Mavrelos Nikolaos	Prof.	0	0	0	4	10/23/121/435	119.3	4	0	10/23/121/435	120.6	-/-/0	H	0/0/0	0/0/0	0/0/0	0/0/0
Danopoulos Konstantinos	Asst.	0	0	0	0	10/23/121/435	123.6	0	0	10/23/121/435	124.9	-/-/0	H			4/2/45	13/18/477

Department of Philology (UoC) - PHILOL - 0 TRS at retrieval

This department lists no tenured faculty at retrieval (verified on the department and school pages).

Department of Mediterranean Studies (UAegean) - PHILOL - 0 TRS at retrieval

This department lists no tenured faculty at retrieval (verified on the department and school pages).

Department of Philology (UoP) - PHILOL - 15 matched of 15 TRS

Member	Grade	A: h	A: i10	A: cites	A: pubs	A: rank h d/u/a/all	A: comp.	B: P_i	B: C_i	B: rank C d/u/a/all	B: comp.	GS profile h/i10/cites	Conf.	OA 2012-25 h/i10/cites	OA life h/i10/cites	S2 2012-25 h/i10/cites	S2 life h/i10/cites
Markantonatos Andreas	Prof.	8	7	305	33	1/5/24/157	24.7	33	305	1/5/22/158	23.5	12/15/648	H	4/4/99	4/4/99	0/0/0	0/0/0
Xesternou Maria	Assoc.	2	0	12	21	2/12/94/372	84.0	21	12	3/13/106/399	87.2	2/0/16	H	1/0/3	1/0/3	0/0/0	0/0/0
Kapetanaki Sofia	Asst.	1	1	13	1	3/14/112/414	113.3	1	13	2/12/104/396	111.5	2/1/23	H	6/5/232	6/5/232	0/0/0	1/1/29
Andreiomenos Georgios	Prof.	0	0	0	11	4/16/121/435	112.2	11	0	4/16/121/435	111.3	1/0/4	H			0/0/0	0/0/0
Delli Dimitra	Prof.	0	0	0	11	4/16/121/435	112.2	11	0	4/16/121/435	111.3	1/0/1	L	0/0/0	0/0/0	0/0/0	1/1/28

Department of Foreign Languages, Translation and Interpreting (IONIO) - PHILOL - 0 TRS at retrieval

This department lists no tenured faculty at retrieval (verified on the department and school pages).

Department of Balkan, Slavic and Oriental Studies (UoM) - PHILOL - 30 matched of 33 TRS

Member	Grade	A: h	A: i10	A: cites	A: pubs	A: rank h d/u/a/all	A: comp.	B: P_i	B: C_i	B: rank C d/u/a/all	B: comp.	GS profile h/i10/cites	Conf.	OA 2012-25 h/i10/cites	OA life h/i10/cites	S2 2012-25 h/i10/cites	S2 life h/i10/cites
Armakolas Ioannis	Assoc.	12	17	567	60	1/1/8/89	8.9	60	567	1/1/10/101	9.9	15/20/750	H	8/4/129	8/4/129	0/0/0	0/0/0
Tsitselikis Konstantinos	Prof.	10	10	408	36	2/2/14/121	17.1	36	408	2/2/16/138	13.9	17/27/947	H	5/3/117	5/3/117	0/0/0	1/0/1
Koulakiotis Athanasios	Prof.	10	11	304	30	2/2/14/121	21.0	30	304	4/4/23/159	25.2	12/16/540	H	7/5/137	7/5/137	7/4/166	9/7/241
Michailidis Panagiotis	Prof.	10	10	256	24	2/2/14/121	23.4	24	256	5/5/26/171	20.3	15/21/649	H	14/18/695	14/18/695	9/9/201	13/16/432
Sarri Aikaterini	Prof.	9	9	375	29	5/5/19/138	21.9	29	375	3/3/17/141	18.6	14/15/1,361	H	7/4/99	7/4/99	6/2/67	6/2/67
Kyrkilis Dimitrios	Prof.	8	6	162	38	6/6/24/157	26.0	38	162	9/9/38/216	26.7	11/11/633	L	5/3/79	5/3/79	5/2/83	7/5/341
Siokis Fotios	Prof.	7	7	170	31	7/7/31/182	33.8	31	170	8/8/37/208	24.4	13/15/594	H	5/5/101	5/5/101	7/5/106	10/11/357
Karras Ioannis	Assoc.	7	5	143	40	7/7/31/182	28.4	40	143	11/11/43/230	31.9	7/5/153	M	3/1/39	3/1/39	3/1/39	3/1/40
Karpetis Christos	Prof.	7	5	136	16	7/7/31/182	44.4	16	136	12/12/45/238	53.4	7/5/161	H	5/3/83	5/3/83	6/4/81	6/4/89
Karakatsanis Leonidas	Asst.	6	5	177	29	10/10/36/205	36.6	29	177	7/7/35/203	41.2	6/5/180	H	12/14/488	12/14/488	1/0/1	1/0/1
Delipalla Sofia	Prof.	6	4	148	21	10/10/36/205	44.3	21	148	10/10/41/225	40.9	10/11/1,252	H	5/3/364	5/3/364	4/4/289	6/6/402
Marantzidis Nikos	Prof.	5	4	179	20	12/12/47/241	45.9	20	179	6/6/34/201	38.7	10/12/531	H	3/2/74	3/2/74	2/2/54	6/5/164
Karkanis Dimitrios	Asst.	5	1	74	28	12/12/47/241	48.7	28	74	15/15/57/280	53.9	5/1/74	M	3/1/33	3/1/33	3/1/22	3/1/22
Sideri Eleni	Asst.	5	3	69	36	12/12/47/241	37.6	36	69	16/16/59/284	38.9	6/5/154	H	8/6/180	8/6/180	0/0/0	0/0/0
Christidis Georgios	Prof.	5	0	32	9	12/12/47/241	69.6	9	32	20/20/80/344	80.6	5/1/43	H	3/2/62	3/2/62		
Kourgiotis Panagiotis	Asst.	3	1	102	16	16/16/76/327	64.8	16	102	13/13/50/256	68.3	3/1/102	H	0/0/0	0/0/0	0/0/0	0/0/0
Akrivoulis Dimitrios	Assoc.	3	3	38	26	16/16/76/327	64.0	26	38	18/18/75/332	57.4	6/5/90	H	3/0/14	3/0/14	2/0/11	2/0/12
Voulvouli Aimilia	Asst.	3	0	33	36	16/16/76/327	44.2	36	33	19/19/77/340	42.8	5/2/79	H	2/0/6	2/0/6	1/0/4	3/0/20
Vlasidis Vlasios	Prof.	3	0	23	10	16/16/76/327	90.1	10	23	21/21/95/372	84.4	5/1/50	H				
Mavrogeni Stavroula	Prof.	2	1	82	11	20/20/94/372	74.2	11	82	14/14/51/268	76.6	2/1/82	H	1/0/6	1/0/6	43/179/6,323	48/224/8,394
Maragkos Ioannis	Prof.	2	2	41	2	20/20/94/372	91.7	2	41	17/17/72/325	87.1	3/2/478	M	2/2/37	2/2/37		
Manos Ioannis	Prof.	2	0	12	13	20/20/94/372	95.4	13	12	22/22/106/399	82.9	5/3/94	H	1/0/8	1/0/8	0/0/0	2/1/296
Gavra Eleni	Prof.	2	0	10	11	20/20/94/372	100.8	11	10	24/24/112/408	105.3	2/0/13	H	0/0/0	0/0/0	1/0/2	1/0/2
Kentrotis Kyriakos	Prof.	1	1	11	4	24/24/112/414	112.6	4	11	23/23/110/405	90.6	5/3/68	H	1/0/7	1/0/7	1/0/5	2/0/13
Zaikos Nikolaos	Prof.	1	0	4	1	24/24/112/414	117.4	1	4	25/25/115/420	109.5	4/0/29	H			0/0/0	1/0/3
Zalidis Vasileios	Asst.	0	0	0	4	26/26/121/435	119.3	4	0	26/26/121/435	120.6	-/-/0	H	0/0/0	0/0/0	0/0/0	0/0/0

School of Humanities (HOU) - PHILOL - 12 matched of 15 TRS

Member	Grade	A: h	A: i10	A: cites	A: pubs	A: rank h d/u/a/all	A: comp.	B: P_i	B: C_i	B: rank C d/u/a/all	B: comp.	GS profile h/i10/cites	Conf.	OA 2012-25 h/i10/cites	OA life h/i10/cites	S2 2012-25 h/i10/cites	S2 life h/i10/cites
Palaiologou Nektaria	Prof.	17	25	880	79	1/3/5/45	5.1	79	880	1/4/7/65	5.6	18/33/1,467	H	8/7/276	8/7/276		
Martzoukou Maria	Asst.	12	12	524	29	2/6/8/89	12.4	29	524	2/6/11/110	18.3	12/13/549	H	1/0/3	1/0/3		
Koutouzis Emmanouil	Prof.	6	5	262	35	3/8/36/205	28.6	35	262	3/8/25/169	24.1	14/16/882	L	6/6/149	6/6/149	7/7/155	8/8/166
Manousou Evangelia	Asst.	5	2	175	23	4/9/47/241	45.6	23	175	4/9/36/205	50.1	5/2/195	L	5/2/102	5/2/102	4/3/80	4/3/85
Stavrianeas Stasinos	Assoc.	5	2	49	7	4/9/47/241	66.1	7	49	6/11/67/314	76.0	5/3/73	M	7/5/200	7/5/200	6/5/145	9/7/248
Filippoupoliti Anastasia	Assoc.	4	4	129	11	6/11/62/286	62.4	11	129	5/10/46/243	59.5	6/5/170	H	4/3/69	4/3/69	4/3/64	4/3/71
Katsantoni Maria	Assoc.	2	1	19	4	7/12/94/372	102.2	4	19	7/12/99/384	106.9	2/1/19	H	6/5/509	6/5/509	6/5/498	6/5/498
Boliaki Eleni	Prof.	1	0	1	2	8/13/112/414	117.8	2	1	8/13/120/433	120.0	1/0/6	H	0/0/0	0/0/0	0/0/0	1/0/2
Pateridou Georgia	Assoc.	0	0	0	0	9/14/121/435	123.6	0	0	9/14/121/435	122.5	1/0/2	H	0/0/0	0/0/0	1/0/1	1/0/3

School of Early Childhood Education (AUTH) - EDU - 0 TRS at retrieval

This department lists no tenured faculty at retrieval (verified on the department and school pages).

School of Primary Education (AUTH) - EDU - 27 matched of 29 TRS

Member	Grade	A: h	A: i10	A: cites	A: pubs	A: rank h d/u/a/all	A: comp.	B: P_i	B: C_i	B: rank C d/u/a/all	B: comp.	GS profile h/i10/cites	Conf.	OA 2012-25 h/i10/cites	OA life h/i10/cites	S2 2012-25 h/i10/cites	S2 life h/i10/cites
Malandrakis Georgios	Assoc.	17	24	905	76	1/20/14/45	13.0	76	905	1/25/17/61	13.8	17/27/1,051	H	12/15/511	12/15/511	7/7/275	9/9/343
Marvakis Athanasios	Prof.	9	9	272	38	2/44/40/138	40.1	38	272	3/57/47/164	30.0	17/26/952	H	3/0/23	3/0/23	3/1/34	6/3/99
Zachos Dimitrios	Prof.	8	7	191	41	3/50/47/157	43.9	41	191	5/63/63/193	42.6	11/11/298	H	6/4/87	6/4/87	5/3/64	5/3/64
Mavrommati Maria	Asst.	7	6	471	24	4/60/55/182	48.3	24	471	2/45/34/123	46.3	4/1/1,294	H	2/1/31	2/1/31	4/3/378	4/3/383
Adamopoulou Eirini	Asst.	6	6	260	25	5/67/62/205	59.5	25	260	4/58/51/170	61.7	6/6/261	H	3/1/38	3/1/38	2/0/8	2/0/8
Gkiolmas Aristotelis	Asst.	5	3	83	32	6/76/71/241	63.1	32	83	6/79/82/267	64.3	5/3/87	H	3/1/37	3/1/37		
Tourtouras Christos	Prof.	5	0	40	23	6/76/71/241	78.1	23	40	10/98/96/326	80.1	5/2/98	H	3/0/18	3/0/18	2/0/10	2/0/17
Sounoglou Marina	Asst.	3	2	73	18	8/98/92/327	86.5	18	73	7/82/86/281	88.4	3/2/76	H	2/1/24	2/1/24	2/1/20	2/1/22
Betsas Ioannis	Assoc.	3	1	42	17	8/98/92/327	90.8	17	42	9/97/95/324	90.5	4/1/55	H	2/0/13	2/0/13	2/0/13	2/0/15
Ioannidou Martha	Assoc.	3	0	19	13	8/98/92/327	97.9	13	19	12/115/108/384	100.4	3/0/21	H	1/0/4	1/0/4		
Aidinis Athanasios	Prof.	2	2	52	5	11/113/104/372	101.3	5	52	8/93/91/310	83.0	7/5/389	H	0/0/0	0/0/0	1/0/2	3/2/121
Apostolidou Venetia	Prof.	2	1	24	3	11/113/104/372	105.8	3	24	11/112/102/363	104.0	3/1/32	H	1/0/5	1/0/5	1/0/6	1/0/6

Department of Primary Education (NKUA) - EDU - 0 TRS at retrieval

This department lists no tenured faculty at retrieval (verified on the department and school pages).

Department of Educational Studies (NKUA) - EDU - 12 matched of 17 TRS

Member	Grade	A: h	A: i10	A: cites	A: pubs	A: rank h d/u/a/all	A: comp.	B: P_i	B: C_i	B: rank C d/u/a/all	B: comp.	GS profile h/i10/cites	Conf.	OA 2012-25 h/i10/cites	OA life h/i10/cites	S2 2012-25 h/i10/cites	S2 life h/i10/cites
Anastasia Vlachou	Prof.	21	30	1,515	50	1/4/8/27	11.4	50	1,515	1/4/11/34	7.7	30/47/3,635	H	16/22/739	16/22/739		
Zacharoula Smyrnaiou	Prof.	13	15	680	136	2/25/23/82	7.1	136	680	2/28/22/86	7.1	16/22/896	H	8/6/216	8/6/216	0/0/0	0/0/0
Marianthi Grizioti	Asst.	11	14	548	50	3/32/30/106	26.0	50	548	3/31/29/104	28.5	11/14/548	H	9/9/278	9/9/278	0/0/0	0/0/0
Angeliki Gena	Prof.	8	8	542	34	4/46/47/157	38.5	34	542	4/32/30/105	33.4	13/14/1,219	H				
Ioannis Roussakis	Assoc.	8	6	235	19	4/46/47/157	57.5	19	235	6/49/54/176	62.0	8/7/248	M				
Christos Parthenis	Prof.	6	4	265	45	6/58/62/205	42.2	45	265	5/48/49/167	41.4	8/6/332	H	6/5/190	6/5/190		
Athanasios Verdis	Assoc.	5	3	166	18	7/70/71/241	73.2	18	166	7/59/68/213	67.5	8/7/247	H	3/3/90	3/3/90		
Maria Mamoura	Asst.	4	2	50	24	8/80/83/286	80.2	24	50	8/84/92/311	77.9	5/4/101	H	2/0/10	2/0/10		

Department of Early Childhood Education (NKUA) - EDU - 0 TRS at retrieval

This department lists no tenured faculty at retrieval (verified on the department and school pages).

Department of Special Education (UThessaly) - EDU - 0 TRS at retrieval

This department lists no tenured faculty at retrieval (verified on the department and school pages).

Department of Primary Education (UThessaly) - EDU - 0 TRS at retrieval

This department lists no tenured faculty at retrieval (verified on the department and school pages).

Department of Early Childhood Education (UThessaly) - EDU - 20 matched of 23 TRS

Member	Grade	A: h	A: i10	A: cites	A: pubs	A: rank h d/u/a/all	A: comp.	B: P_i	B: C_i	B: rank C d/u/a/all	B: comp.	GS profile h/i10/cites	Conf.	OA 2012-25 h/i10/cites	OA life h/i10/cites	S2 2012-25 h/i10/cites	S2 life h/i10/cites
Tseliou Elevtheria	Prof.	24	43	2,483	91	1/1/4/19	5.5	91	2,483	1/1/6/19	7.2	-/-/0	H			1/0/3	1/0/3
Dermitzaki Eirini	Prof.	14	15	860	28	2/2/20/72	25.0	28	860	2/2/19/67	15.4	24/32/2,414	H	13/17/865	13/17/865	10/11/389	17/26/1,147
Pantazis Alexandros (Alekos) (avtos/tou)	Asst.	12	14	478	20	3/3/26/89	36.8	20	478	3/3/33/120	39.2	13/17/556	M	12/14/439	12/14/439		
Tsevreni Irida	Assoc.	10	11	427	37	4/4/35/121	36.0	37	427	4/4/36/131	36.0	12/14/695	H	8/6/213	8/6/213	8/7/218	9/9/938
Pechtelidis Giannis	Prof.	10	11	424	38	4/4/35/121	35.6	38	424	5/5/37/132	38.0	11/12/452	H			5/2/93	6/2/102
Magos Kostas	Prof.	9	9	341	47	6/6/40/138	34.9	47	341	6/6/42/151	33.6	12/14/669	H			0/0/0	0/0/0
Nikonanou Niki	Prof.	9	8	209	20	6/6/40/138	54.5	20	209	8/8/58/185	58.9	10/11/297	H	4/3/52	4/3/52	3/2/40	4/2/50
Karasavvidis Ilias	Assoc.	8	8	265	34	8/8/47/157	46.2	34	265	7/7/49/167	35.9	15/19/1,121	L	5/4/127	5/4/127	1/0/6	1/0/6
Tsompanaki Eleni	Asst.	7	4	208	11	9/9/55/182	66.3	11	208	9/9/59/186	69.5	7/5/229	H	3/2/56	3/2/56	6/3/82	6/4/93
Ampatzidis Georgios (avtos/avton/tou)	Asst.	7	5	173	50	9/9/55/182	37.2	50	173	10/10/67/207	38.1	7/5/184	H	4/1/60	4/1/60	40/80/5,173	40/86/5,424
Motsiou Eleni	Asst.	5	3	97	26	11/11/71/241	71.2	26	97	11/11/79/259	72.8	5/3/100	H	3/1/31	3/1/31	2/1/24	2/1/24
Letsiou Maria	Asst.	4	2	75	33	12/12/83/286	65.2	33	75	12/12/85/278	63.6	5/2/82	H	1/0/1	1/0/1	2/0/17	2/0/17

Member	Grade	A: h	A: i10	A: cites	A: pubs	A: rank h d/u/a/all	A: comp.	B: P_i	B: C_i	B: rank C d/u/a/all	B: comp.	GS profile h/i10/cites	Conf.	OA 2012-25 h/i10/cites	OA life h/i10/cites	S2 2012-25 h/i10/cites	S2 life h/i10/cites
Tentolouris Filippos	Asst.	4	0	31	18	12/12/83/286	87.6	18	31	14/14/100/345	90.4	4/0/43	H	3/0/13	3/0/13	2/0/8	2/0/8
Katsaridou Martha	Asst.	3	1	34	14	14/14/92/327	94.9	14	34	13/13/99/339	94.6	4/2/45	L			0/0/0	0/0/0
Siatras Anastasios	Asst.	3	0	24	17	14/14/92/327	92.9	17	24	15/15/102/363	95.1	3/0/30	H	1/0/3	1/0/3	1/1/10	2/1/12
Sifaki Evgenia	Asst.	3	1	23	9	14/14/92/327	99.4	9	23	16/16/104/372	92.4	5/3/47	H	2/0/5	2/0/5	1/0/4	2/0/8

Department of Educational Sciences and Early Childhood Education (UPatras) - EDU - 0 TRS at retrieval

This department lists no tenured faculty at retrieval (verified on the department and school pages).

Department of Early Childhood Care and Education (UNIWA) - EDU - 14 matched of 16 TRS

Member	Grade	A: h	A: i10	A: cites	A: pubs	A: rank h d/u/a/all	A: comp.	B: P_i	B: C_i	B: rank C d/u/a/all	B: comp.	GS profile h/i10/cites	Conf.	OA 2012-25 h/i10/cites	OA life h/i10/cites	S2 2012-25 h/i10/cites	S2 life h/i10/cites
Saiti Anna	Prof.	19	30	1,614	94	1/1/11/34	8.7	94	1,614	1/1/9/31	7.1	26/45/2,380	H	14/20/665	14/20/665	13/17/649	18/29/1,012
Konstantoulaki Kleopatra	Assoc.	15	20	1,197	47	2/3/15/60	17.1	47	1,197	2/2/14/45	19.5	16/21/1,267	H	12/13/678	12/13/678	12/13/625	12/13/627
Petrogiannis Konstantinos	Prof.	15	23	1,190	64	2/3/15/60	14.7	64	1,190	3/3/15/46	14.7	19/37/1,726	H	8/6/397	8/6/397	10/11/481	12/17/609
Karousou Alexandra	Assoc.	10	10	271	29	4/6/35/121	44.4	29	271	5/8/48/165	41.5	13/18/701	H	8/6/134	8/6/134	1/1/12	3/3/40
Papailiou Christina	Prof.	9	9	341	22	5/8/40/138	48.3	22	341	4/7/42/151	38.9	13/14/839	H	3/2/44	3/2/44	3/2/50	3/2/50
Mousena Eleni	Assoc.	9	7	242	59	5/8/40/138	29.1	59	242	6/9/52/174	31.0	9/7/255	H	4/2/46	4/2/46	3/1/31	3/1/31
Katsiada Eleni	Asst.	4	2	81	12	7/14/83/286	87.2	12	81	7/14/83/270	90.0	4/2/81	H	2/1/37	2/1/37	3/1/33	3/1/33
Sotiropoulou Eleni	Asst.	4	1	53	23	7/14/83/286	80.7	23	53	8/17/89/306	83.1	4/1/54	H	3/0/19	3/0/19	0/0/0	1/0/9
Stamatoglou Maria	Asst.	2	0	16	26	9/19/104/372	87.8	26	16	10/20/109/391	88.7	2/1/30	H	2/0/7	2/0/7	2/0/6	2/0/6
Angeli Varvara	Lect.	1	1	46	6	10/20/110/414	103.1	6	46	9/18/93/317	103.1	1/1/46	H	1/1/22	1/1/22	1/1/22	10/10/229

Department of Primary Education (UoI) - EDU - 17 matched of 21 TRS

Member	Grade	A: h	A: i10	A: cites	A: pubs	A: rank h d/u/a/all	A: comp.	B: P_i	B: C_i	B: rank C d/u/a/all	B: comp.	GS profile h/i10/cites	Conf.	OA 2012-25 h/i10/cites	OA life h/i10/cites	S2 2012-25 h/i10/cites	S2 life h/i10/cites
Kotsis Konstantinos	Prof.	23	65	1,957	220	1/1/5/23	2.2	220	1,957	1/1/7/25	2.4	24/73/2,332	H	19/29/2,290	19/29/2,290	22/51/1,824	24/60/2,456
Mikropoulos Anastasios	Prof.	23	36	1,709	76	1/1/5/23	7.1	76	1,709	2/2/8/28	5.4	32/65/5,345	L			16/27/935	22/42/2,805
Brouzos Andreas	Prof.	23	33	1,292	65	1/1/5/23	8.3	65	1,292	4/4/13/39	10.5	24/40/1,533	L	16/25/616	16/25/616	15/26/585	15/26/585
Papakostas Christos	Assoc.	19	27	1,545	56	4/4/11/34	12.2	56	1,545	3/3/10/33	13.5	19/27/1,551	M	15/23/883	15/23/883	11/12/604	11/13/627
Gavrilakis Kostas	Prof.	9	9	409	30	5/7/40/138	42.7	30	409	5/7/39/137	40.6	12/14/985	H			6/4/140	7/7/439
Soulis Spyros	Prof.	6	6	315	28	6/9/62/205	53.5	28	315	6/8/44/155	49.3	10/12/446	H	2/1/66	2/1/66	13/17/444	13/23/598
Evangelou Filippos	Asst.	5	3	151	35	7/11/71/241	54.9	35	151	8/11/70/221	55.8	5/3/167	H	3/1/76	3/1/76	3/1/66	3/1/66
Karachaliou Rania	Asst.	5	4	110	16	7/11/71/241	78.4	16	110	10/16/78/249	80.3	5/4/110	H	4/2/62	4/2/62	2/1/24	2/1/24
Tatsis Konstantinos	Prof.	5	2	91	35	7/11/71/241	56.9	35	91	11/17/81/263	50.4	10/10/563	H	5/3/166	5/3/166	1/0/2	2/0/6
Kamarianos Ioannis	Prof.	4	2	223	30	10/15/83/286	60.6	30	223	7/10/56/181	59.3	5/2/245	M	3/2/124	3/2/124	2/2/86	2/2/86
Liakopoulou Maria	Assoc.	4	2	150	23	10/15/83/286	75.0	23	150	9/12/71/223	71.0	7/5/805	H	1/0/1	1/0/1	6/5/135	13/16/746

Department of Early Years Learning and Care (UoI) - EDU - 0 TRS at retrieval

This department lists no tenured faculty at retrieval (verified on the department and school pages).

Department of Early Childhood Education (UoI) - EDU - 13 matched of 26 TRS

Member	Grade	A: h	A: i10	A: cites	A: pubs	A: rank h d/u/a/all	A: comp.	B: P_i	B: C_i	B: rank C d/u/a/all	B: comp.	GS profile h/i10/cites	Conf.	OA 2012-25 h/i10/cites	OA life h/i10/cites	S2 2012-25 h/i10/cites	S2 life h/i10/cites
Plakitsi Aikaterini	Prof.	15	24	1,134	98	1/5/15/60	10.1	98	1,134	1/5/16/47	11.1	-/-/0	H	2/1/69	2/1/69	2/1/57	2/1/57
Papantoniou Georgia	Prof.	14	29	688	81	2/6/20/72	14.4	81	688	2/6/21/84	14.4	17/36/1,074	H	9/9/208	9/9/208	2/1/23	2/1/23
Sarris Dimitrios	Prof.	8	8	224	31	3/8/47/157	50.5	31	224	3/9/55/180	52.6	9/9/384	H	15/19/1,486	15/19/1,486	5/4/86	5/4/86
Sofou Evstratia	Prof.	6	5	136	22	4/9/62/205	70.1	22	136	5/15/75/238	73.3	-/-/0	M			0/0/0	0/0/0
Stergiou Amaryllis-Lida	Prof.	5	4	138	18	5/11/71/241	75.4	18	138	4/14/74/237	77.2	5/4/150	H	0/0/0	0/0/0	1/1/30	1/1/30

Department of Primary Education (DUTH) - EDU - 16 matched of 17 TRS

Member	Grade	A: h	A: i10	A: cites	A: pubs	A: rank h d/u/a/all	A: comp.	B: P_i	B: C_i	B: rank C d/u/a/all	B: comp.	GS profile h/i10/cites	Conf.	OA 2012-25 h/i10/cites	OA life h/i10/cites	S2 2012-25 h/i10/cites	S2 life h/i10/cites
Kokkinos Konstantinos	Prof.	37	73	5,529	112	1/1/2/4	2.9	112	5,529	2/2/3/6	2.9	45/91/9,823	H	15/22/850	15/22/850	7/5/221	7/5/221
Markos Angelos	Prof.	28	52	5,971	119	2/2/3/11	2.8	119	5,971	1/1/2/5	3.2	29/63/6,339	H	22/36/3,664	22/36/3,664	21/37/1,903	23/44/2,086
Mogias Athanasios	Assoc.	15	16	837	48	3/3/15/60	19.3	48	837	3/3/20/69	20.4	18/21/1,013	H	11/13/473	11/13/473	11/12/406	12/13/430
Maligkoudi Christina	Asst.	13	15	615	50	4/4/23/82	22.9	50	615	4/4/25/93	24.8	13/17/675	H	9/9/214	9/9/214	6/5/170	6/5/170
Koutsoklenis Athanasios	Assoc.	13	14	567	27	4/4/23/82	31.6	27	567	5/5/28/101	30.9	16/22/909	L	10/10/309	10/10/309	9/9/247	12/15/413
Zoupidis Anastasios	Assoc.	8	7	186	21	6/7/47/157	60.1	21	186	6/7/64/196	65.0	8/8/210	H	6/5/86	6/5/86	7/5/141	8/5/156
Stravakou Pelagia	Prof.	6	4	166	29	7/8/62/205	61.2	29	166	7/8/68/213	61.2	7/6/311	H	3/1/22	3/1/22	4/2/47	4/2/47
Kougiourouki Marina	Asst.	3	1	53	11	8/17/92/327	93.1	11	53	8/13/89/306	95.4	3/1/55	H	2/1/23	2/1/23	2/1/20	3/2/30

Member	Grade	A: h	A: i10	A: cites	A: pubs	A: rank h d/u/a/all	A: comp.	B: P_i	B: C_i	B: rank C d/u/a/all	B: comp.	GS profile h/i10/cites	Conf.	OA 2012-25 h/i10/cites	OA life h/i10/cites	S2 2012-25 h/i10/cites	S2 life h/i10/cites
Kouseri Georgia	Asst.	3	0	20	8	8/17/92/327	100.6	8	20	9/19/107/379	103.2	3/0/20	M	1/0/5	1/0/5	1/0/1	1/0/1

Department of Education Sciences in Early Childhood (DUTH) - EDU - 0 TRS at retrieval

This department lists no tenured faculty at retrieval (verified on the department and school pages).

Department of Preschool Education (UoC) - EDU - 23 matched of 24 TRS

Member	Grade	A: h	A: i10	A: cites	A: pubs	A: rank h d/u/a/all	A: comp.	B: P_i	B: C_i	B: rank C d/u/a/all	B: comp.	GS profile h/i10/cites	Conf.	OA 2012-25 h/i10/cites	OA life h/i10/cites	S2 2012-25 h/i10/cites	S2 life h/i10/cites
Stamatis Papadakis	Asst.	77	150	15,868	209	1/1/1/1	1.2	209	15,868	1/1/1/1	1.2	77/158/16,151	H			7/6/1,771	7/7/1,792
Zaranis Nikolaos	Prof.	20	29	3,149	49	2/2/9/31	7.5	49	3,149	2/2/4/14	8.3	22/36/3,444	H			16/19/1,711	17/20/1,742
Manolitsis Georgios	Prof.	18	26	2,800	53	3/3/13/38	9.2	53	2,800	3/3/5/17	9.0	23/36/3,621	H	14/18/1,602	14/18/1,602	15/20/1,769	20/29/2,282
Ampartzaki Maria	Assoc.	12	13	593	40	4/5/26/89	28.0	40	593	4/5/26/96	30.8	12/13/598	L	10/10/367	10/10/367	7/6/248	7/6/249
Matsopoulos Anastasios	Assoc.	11	11	525	24	5/6/30/106	37.5	24	525	5/7/31/109	42.9	11/11/525	H			1/0/3	1/0/3
Linardakis Michalis	Assoc.	9	7	278	39	6/10/40/138	39.4	39	278	6/11/46/163	35.5	13/15/638	H	4/3/113	4/3/113	5/3/105	8/7/244
Kypriotaki Maria	Prof.	7	6	199	45	7/12/55/182	43.6	45	199	9/15/62/191	45.0	7/7/251	L	5/1/107	5/1/107	6/2/121	6/3/141
Sotiropoulou-Zormpala Marina	Prof.	7	7	179	16	7/12/55/182	66.8	16	179	10/16/65/201	70.0	7/7/189	L	3/2/73	3/2/73	4/3/69	4/3/69
Tzakosta Marina	Prof.	6	3	207	33	9/16/62/205	54.5	33	207	7/13/60/187	40.2	14/25/735	H	4/0/43	4/0/43	3/1/90	7/3/192
Grigorakis Ioannis	Asst.	6	4	200	16	9/16/62/205	68.4	16	200	8/14/61/190	71.4	6/4/200	H	5/2/126	5/2/126	1/0/6	1/0/6
Trouli Kalliopi	Assoc.	6	3	67	16	9/16/62/205	77.2	16	67	14/23/88/289	81.1	6/4/88	H	2/0/5	2/0/5	2/0/7	2/0/7
Markodimitraki Maria	Prof.	5	5	113	35	12/19/71/241	56.2	35	113	11/20/77/248	54.1	7/6/238	H	5/2/63	5/2/63	4/2/63	4/2/63
Synodi Evanthia	Assoc.	5	2	79	15	12/19/71/241	81.7	15	79	13/22/84/274	83.8	5/3/207	H	4/2/104	4/2/104	3/1/31	4/2/100
Elevtherakis Theodoros	Prof.	4	2	92	32	14/23/83/286	65.5	32	92	12/21/80/262	63.9	5/2/110	H				
Trouli Sofia	Asst.	3	0	16	13	15/24/92/327	98.1	13	16	16/27/109/391	100.7	3/0/22	H	0/0/0	0/0/0	0/0/0	0/0/0
Kreza Maria	Asst.	2	1	28	8	16/26/104/372	103.0	8	28	15/25/101/351	104.3	2/1/34	H	2/0/11	2/0/11	2/0/8	2/0/9
Karaiskou Maria	Asst.	0	0	0	11	17/29/112/435	107.3	11	0	17/29/112/435	106.7	1/0/4	L	0/0/0	0/0/0	3/0/23	3/0/24
Chatzistefanidou Sofia	Prof.	0	0	0	3	17/29/112/435	112.0	3	0	17/29/112/435	112.3	-/-/0	H	1/0/1	1/0/1	1/0/1	1/0/1

Department of Primary Education (UoC) - EDU - 19 matched of 27 TRS

Member	Grade	A: h	A: i10	A: cites	A: pubs	A: rank h d/u/a/all	A: comp.	B: P_i	B: C_i	B: rank C d/u/a/all	B: comp.	GS profile h/i10/cites	Conf.	OA 2012-25 h/i10/cites	OA life h/i10/cites	S2 2012-25 h/i10/cites	S2 life h/i10/cites
Dimitris Stavrou	Prof.	15	18	665	65	1/4/15/60	15.5	65	665	1/4/23/88	16.2	18/25/1,103	H	10/12/320	10/12/320		
Aspasia Chatzidaki	Prof.	11	12	588	28	2/6/30/106	34.2	28	588	2/6/27/97	36.2	12/13/629	H	7/6/186	7/6/186	5/5/116	5/5/116
Aikaterini Vasiou	Prof.	10	10	485	43	3/8/35/121	32.6	43	485	3/8/32/118	35.6	10/11/635	H	0/0/0	0/0/0		
Eleni Katsarou	Prof.	10	10	295	54	3/8/35/121	29.0	54	295	5/10/45/161	29.0	12/15/437	H				
Emily Michailidi	Prof.	8	8	357	30	5/11/47/157	46.0	30	357	4/9/41/148	48.7	8/8/364	H			0/0/0	0/0/0
Eleni Vasilaki	Prof.	7	6	220	35	6/12/55/182	48.4	35	220	6/12/57/182	47.8	9/9/491	H	25/40/2,042	25/40/2,042		
Vasia Tsami	Prof.	7	5	177	27	6/12/55/182	61.0	27	177	7/17/66/203	63.6	7/5/188	H	6/5/151	6/5/151		
Ioannis Spantidakis	Prof.	5	2	141	8	8/19/71/241	80.2	8	141	8/18/73/234	82.3	5/3/167	H	7/6/635	7/6/635	0/0/0	1/0/7
Marinos Anastasakis	Prof.	5	4	133	16	8/19/71/241	77.7	16	133	9/19/76/241	79.6	5/4/133	H	4/2/66	4/2/66	1/1/27	1/1/27
Paraskevi Thomou	Prof.	3	1	44	26	10/24/92/327	81.3	26	44	10/24/94/319	81.1	4/1/58	H			1/0/6	2/0/12
Spyridoula Athanasopoulou-kypriou	Lect.	2	1	23	6	11/26/104/372	105.3	6	23	11/26/104/372	100.5	4/4/62	H				
Vasiliki Vasiloudi	Prof.	1	0	3	1	12/28/110/414	111.6	1	3	12/28/111/423	111.6	1/0/3	M				
Maria Ivrinteli	Prof.	0	0	0	10	13/29/112/435	108.5	10	0	13/29/112/435	108.8	-/-/0	H				

Department of Early Childhood Education and Care (IHU) - EDU - 12 matched of 13 TRS

Member	Grade	A: h	A: i10	A: cites	A: pubs	A: rank h d/u/a/all	A: comp.	B: P_i	B: C_i	B: rank C d/u/a/all	B: comp.	GS profile h/i10/cites	Conf.	OA 2012-25 h/i10/cites	OA life h/i10/cites	S2 2012-25 h/i10/cites	S2 life h/i10/cites
Grammatikopoulos Vasilis	Prof.	20	29	1,351	63	1/1/9/31	11.5	63	1,351	1/1/12/38	10.2	25/44/2,245	H	13/21/637	13/21/637	12/15/522	17/25/937
Kossyvaki Lila	Asst.	14	20	865	35	2/2/20/72	22.7	35	865	2/2/18/66	25.5	14/20/866	H	11/12/455	11/12/455	11/12/421	11/12/421
Zachopoulou Evrydiki	Prof.	12	14	429	28	3/3/26/89	35.6	28	429	4/4/35/130	40.3	-/-/0	H			8/7/200	20/27/1,276
Papadopoulos Isaak	Asst.	12	15	385	61	3/3/26/89	23.8	61	385	5/5/40/140	25.8	12/15/404	H	4/2/54	4/2/54	6/3/89	6/3/89
Kourtesis Thomas	Prof.	11	11	616	28	5/5/30/106	32.5	28	616	3/3/24/92	21.1	23/37/2,286	H	3/1/23	3/1/23	3/2/29	5/5/146
Tympa Eleni	Assoc.	8	5	237	32	6/6/47/157	48.8	32	237	6/6/53/175	50.8	9/8/348	H	6/2/101	6/2/101	6/2/105	6/2/112

Member	Grade	A: h	A: i10	A: cites	A: pubs	A: rank h d/u/a/all	A: comp.	B: P_i	B: C_i	B: rank C d/u/a/all	B: comp.	GS profile h/i10/cites	Conf.	OA 2012-25 h/i10/cites	OA life h/i10/cites	S2 2012-25 h/i10/cites	S2 life h/i10/cites
Petkou Dafni	Assoc.	6	4	142	30	7/7/62/205	60.5	30	142	7/7/72/231	62.8	6/5/170	H	3/1/49	3/1/49	4/1/53	4/1/53
Krousorati Aikaterini	Asst.	4	1	39	12	8/8/83/286	91.8	12	39	9/9/97/330	94.9	4/1/39	H	2/1/17	2/1/17	2/0/15	2/0/15
Megalonidou Christina	Assoc.	3	2	70	8	9/9/92/327	93.8	8	70	8/8/87/283	87.5	5/4/233	H	2/1/28	2/1/28	2/1/27	2/1/27
Papadopoulou Smaragda	Prof.	3	0	23	20	9/9/92/327	90.1	20	23	11/11/104/372	92.2	3/1/47	M	0/0/0	0/0/0	1/0/5	2/0/12
Vairami Maria	Asst.	2	1	38	6	11/11/104/372	103.2	6	38	10/10/98/332	101.5	3/3/89	H	1/1/28	1/1/28	1/1/26	1/1/27

Department of Primary Education (UAegean) - EDU - 0 TRS at retrieval

This department lists no tenured faculty at retrieval (verified on the department and school pages).

Department of Pre-school Education and Educational Design (UAegean) - EDU - 0 matched of 5 TRS

No member of this department has a public Google Scholar profile; the OpenAlex and Semantic Scholar values are in Appendices C and D and the companion files.

Department of Early Childhood Education (UoWM) - EDU - 2 matched of 14 TRS

Member	Grade	A: h	A: i10	A: cites	A: pubs	A: rank h d/u/a/all	A: comp.	B: P_i	B: C_i	B: rank C d/u/a/all	B: comp.	GS profile h/i10/cites	Conf.	OA 2012-25 h/i10/cites	OA life h/i10/cites	S2 2012-25 h/i10/cites	S2 life h/i10/cites
Eleni Korosidou	Asst.	11	12	421	29	1/1/30/106	38.5	29	421	1/1/38/134	44.3	11/13/432	H			0/0/0	0/0/0

Department of Primary Education (UoWM) - EDU - 0 TRS at retrieval

This department lists no tenured faculty at retrieval (verified on the department and school pages).

Department of Civil Engineering Educators (ASPAITE) - EDU - 0 TRS at retrieval

This department lists no tenured faculty at retrieval (verified on the department and school pages).

Department of Electrical and Electronic Engineering Educators (ASPAITE) - EDU - 0 TRS at retrieval

This department lists no tenured faculty at retrieval (verified on the department and school pages).

Department of Mechanical Engineering Educators (ASPAITE) - EDU - 0 TRS at retrieval

This department lists no tenured faculty at retrieval (verified on the department and school pages).

Department of Education (ASPAITE) - EDU - 0 TRS at retrieval

This department lists no tenured faculty at retrieval (verified on the department and school pages).

School of Film (AUTH) - ARTS - 12 matched of 18 TRS

Member	Grade	A: h	A: i10	A: cites	A: pubs	A: rank h d/u/a/all	A: comp.	B: P_i	B: C_i	B: rank C d/u/a/all	B: comp.	GS profile h/i10/cites	Conf.	OA 2012-25 h/i10/cites	OA life h/i10/cites	S2 2012-25 h/i10/cites	S2 life h/i10/cites
Dimitriadi Nefeli	Assoc.	4	3	147	17	1/86/28/286	27.4	17	147	1/72/24/226	29.7	4/4/168	H	4/2/116	4/2/116	1/0/2	1/0/3
Adamou Christina	Prof.	2	0	5	4	2/113/43/372	49.7	4	5	3/125/52/417	50.2	3/2/48	H	2/0/18	2/0/18	2/0/9	3/0/24
Efeoglou Elena	Asst.	1	1	15	4	3/126/52/414	50.6	4	15	2/118/45/393	51.5	1/1/15	H	0/0/0	0/0/0	1/1/13	1/1/13

School of Music Studies (AUTH) - ARTS - 15 matched of 15 TRS

Member	Grade	A: h	A: i10	A: cites	A: pubs	A: rank h d/u/a/all	A: comp.	B: P_i	B: C_i	B: rank C d/u/a/all	B: comp.	GS profile h/i10/cites	Conf.	OA 2012-25 h/i10/cites	OA life h/i10/cites	S2 2012-25 h/i10/cites	S2 life h/i10/cites
Pastiadis Konstantinos	Prof.	10	10	509	31	1/40/9/121	11.0	31	509	2/40/10/111	11.4	11/13/608	H	8/7/288	8/7/288	3/1/40	4/1/58
Kanellopoulos Panagiotis	Asst.	8	8	352	30	2/50/14/157	15.6	30	352	4/51/16/149	16.7	-/-/0	H	9/8/298	9/8/298	14/30/815	23/49/2,006
Papadelis Georgios	Prof.	6	3	423	13	3/67/19/205	18.6	13	423	3/48/12/133	17.1	9/6/512	H	5/2/264	5/2/264	5/3/258	7/5/300
Patsiaoura Evanthia	Prof.	5	1	40	17	4/76/24/241	29.5	17	40	5/98/36/326	32.9	5/1/40	H	3/0/19	3/0/19	2/0/10	2/0/10
Giannopoulos Emmanouil	Asst.	2	1	649	10	5/113/43/372	14.1	10	649	1/34/6/89	14.2	3/1/658	H	1/0/4	1/0/4	7/4/152	7/4/155

School of Drama (AUTH) - ARTS - 4 matched of 13 TRS

Member	Grade	A: h	A: i10	A: cites	A: pubs	A: rank h d/u/a/all	A: comp.	B: P_i	B: C_i	B: rank C d/u/a/all	B: comp.	GS profile h/i10/cites	Conf.	OA 2012-25 h/i10/cites	OA life h/i10/cites	S2 2012-25 h/i10/cites	S2 life h/i10/cites
Platon Mavromoustakos	Prof.	3	1	68	17	1/98/37/327	32.4	17	68	1/84/30/286	27.0	7/1/163	M				

School of Visual and Applied Arts (AUTH) - ARTS - 11 matched of 20 TRS

Member	Grade	A: h	A: i10	A: cites	A: pubs	A: rank h d/u/a/all	A: comp.	B: P_i	B: C_i	B: rank C d/u/a/all	B: comp.	GS profile h/i10/cites	Conf.	OA 2012-25 h/i10/cites	OA life h/i10/cites	S2 2012-25 h/i10/cites	S2 life h/i10/cites
Dafiotis Panagiotis	Asst.	8	7	319	14	1/50/14/157	19.2	14	319	1/53/17/153	20.9	8/7/319	H	7/6/197	7/6/197	6/5/158	6/5/166

Member	Grade	A: h	A: i10	A: cites	A: pubs	A: rank h d/u/a/all	A: comp.	B: P_i	B: C_i	B: rank C d/u/a/all	B: comp.	GS profile h/i10/cites	Conf.	OA 2012-25 h/i10/cites	OA life h/i10/cites	S2 2012-25 h/i10/cites	S2 life h/i10/cites
Katsaridou Argyri	Asst.	4	2	53	27	2/86/28/286	25.5	27	53	2/91/34/306	26.5	5/2/69	L			0/0/0	0/0/0
Avgita Louiza	Asst.	3	1	25	4	3/98/37/327	43.3	4	25	3/110/41/359	43.3	4/2/45	L			1/0/1	1/0/1

Department of Digital Arts and Cinema (NKUA) - ARTS - 0 TRS at retrieval

This department lists no tenured faculty at retrieval (verified on the department and school pages).

Department of Music Studies (NKUA) - ARTS - 14 matched of 21 TRS

Member	Grade	A: h	A: i10	A: cites	A: pubs	A: rank h d/u/a/all	A: comp.	B: P_i	B: C_i	B: rank C d/u/a/all	B: comp.	GS profile h/i10/cites	Conf.	OA 2012-25 h/i10/cites	OA life h/i10/cites	S2 2012-25 h/i10/cites	S2 life h/i10/cites
Areti Andreopoulou	Assoc.	12	17	585	53	1/29/6/89	7.1	53	585	2/29/9/99	7.9	13/18/652	H	6/4/260	6/4/260		
Ioannis Papathanasiou	Lect.	10	10	1,248	16	2/38/9/121	7.7	16	1,248	1/6/4/41	8.4	10/10/1,248	H	8/8/827	8/8/827	1/0/5	1/0/5
Christina Anagnostopoulou	Assoc.	9	9	213	55	3/42/12/138	8.9	55	213	3/52/19/183	7.9	13/18/674	H	10/11/555	10/11/555		
Anastasia Georgaki	Lect.	7	3	151	54	4/53/17/182	11.2	54	151	4/62/23/221	11.7	7/5/262	H	5/2/95	5/2/95	0/0/0	0/0/0
Panagiotis Poulos	Asst.	6	3	97	32	5/58/19/205	18.2	32	97	5/71/28/259	19.0	7/4/151	H	4/1/50	4/1/50	0/0/0	0/0/0
Eleni Kallimopoulou	Assoc.	4	0	43	23	6/80/28/286	27.8	23	43	6/87/35/322	28.8	6/1/182	H			2/1/23	2/1/23
Markos Tsetsos	Prof.	3	0	29	15	7/92/37/327	37.0	15	29	7/92/38/349	37.0	4/2/71	H				
Flora Kritikou	Assoc.	2	0	14	6	8/102/43/372	46.7	6	14	8/110/46/395	47.1	3/0/21	H			5/4/220	5/4/221
Pyrros Bamichas	Prof.	1	0	5	32	9/118/52/414	26.0	32	5	9/117/52/417	26.2	1/0/5	H				

Department of Theatre Studies (NKUA) - ARTS - 12 matched of 14 TRS

Member	Grade	A: h	A: i10	A: cites	A: pubs	A: rank h d/u/a/all	A: comp.	B: P_i	B: C_i	B: rank C d/u/a/all	B: comp.	GS profile h/i10/cites	Conf.	OA 2012-25 h/i10/cites	OA life h/i10/cites	S2 2012-25 h/i10/cites	S2 life h/i10/cites
Zakopoulos Vasilis	Asst.	6	5	268	29	1/58/19/205	18.3	29	268	1/47/18/166	19.2	7/6/305	H			5/4/119	6/5/136
Tsintziloni Steriani	Asst.	4	1	35	18	2/80/28/286	31.2	18	35	2/90/37/337	34.3	4/1/37	H	3/0/15	3/0/15	3/0/17	3/0/17
Pefanis P. Giorgos (proedros)	Prof.	4	0	22	8	2/80/28/286	38.0	8	22	3/104/43/378	42.7	4/0/25	H			1/0/1	1/0/1
Diamantakou Aikaterini (kaiti)	Lect.	2	0	20	16	4/102/43/372	39.8	16	20	4/105/44/379	37.9	4/1/55	L				
Altouva Alexia	Asst.	2	0	8	12	4/102/43/372	45.2	12	8	5/115/49/412	47.8	2/0/9	L	0/0/0	0/0/0	0/0/0	0/0/0
Georgopoulou Xenia	Assoc.	2	0	6	32	4/102/43/372	25.0	32	6	6/116/51/415	25.8	2/0/12	H	1/1/23	1/1/23	2/1/23	2/1/23
Konomi Maria	Asst.	2	0	4	23	4/102/43/372	35.2	23	4	7/118/54/420	36.8	2/0/4	H	0/0/0	0/0/0	0/0/0	0/0/0
Diakoumopoulou Aikaterini	Asst.	1	0	3	19	8/118/52/414	41.9	19	3	8/119/56/423	42.5	1/0/4	H			1/0/2	1/0/2

Department of Theater Studies (UPatras) - ARTS - 0 TRS at retrieval

This department lists no tenured faculty at retrieval (verified on the department and school pages).

Department of Conservation of Antiquities and Works of Art (UNIWA) - ARTS - 13 matched of 16 TRS

Member	Grade	A: h	A: i10	A: cites	A: pubs	A: rank h d/u/a/all	A: comp.	B: P_i	B: C_i	B: rank C d/u/a/all	B: comp.	GS profile h/i10/cites	Conf.	OA 2012-25 h/i10/cites	OA life h/i10/cites	S2 2012-25 h/i10/cites	S2 life h/i10/cites
Maria Chatzidaki	Asst.	16	18	639	39	1/2/3/55	5.3	39	639	1/4/7/90	6.9	14/16/658	H	13/16/510	13/16/510	0/0/0	0/0/0
Anastasia Pournou	Prof.	12	15	413	36	2/5/6/89	9.2	36	413	3/6/13/136	9.2	15/21/570	H				
Georgios Mastrotheodoros	Asst.	10	10	452	41	3/6/9/121	9.6	41	452	2/5/11/126	10.8	10/11/521	H	9/8/321	9/8/321		
Maria Giannoulaki	Asst.	7	5	199	26	4/10/17/182	19.2	26	199	4/10/20/191	19.2	8/7/284	H	6/5/126	6/5/126		
Georgios Panagiaris	Prof.	6	5	174	21	5/11/19/205	22.1	21	174	5/11/21/206	23.3	7/6/201	H				
Eleni Kanetaki	Assoc.	5	5	139	15	6/12/24/241	27.8	15	139	6/12/26/236	22.6	9/9/209	H				
Eleni Kouloumpi	Asst.	5	3	84	23	6/12/24/241	25.1	23	84	7/13/29/266	16.9	11/12/387	M				
Anna Karatzani	Asst.	4	1	66	13	8/14/28/286	32.3	13	66	8/15/31/290	29.2	7/4/129	H			3/1/44	3/1/44
Vasiliki Kokla	Assoc.	4	2	54	27	8/14/28/286	25.3	27	54	9/16/33/305	21.2	8/6/145	H			3/0/15	3/0/15
Leonidas Karampinis	Prof.	3	1	28	10	10/18/37/327	40.1	10	28	10/19/39/351	42.5	3/1/28	H				
Stefania Chlouveraki	Assoc.	1	0	10	8	11/20/52/414	49.6	8	10	11/21/47/408	34.6	7/4/103	H	1/0/4	1/0/4	1/1/14	1/1/14

Department of Interior Architecture (UNIWA) - ARTS - 3 matched of 14 TRS

No member of this department has a public Google Scholar profile; the OpenAlex and Semantic Scholar values are in Appendices C and D and the companion files.

Department of Graphic Design and Visual Communication (UNIWA) - ARTS - 2 matched of 16 TRS

No member of this department has a public Google Scholar profile; the OpenAlex and Semantic Scholar values are in Appendices C and D and the companion files.

Department of Photography and Audiovisual Arts (UNIWA) - ARTS - 0 TRS at retrieval

This department lists no tenured faculty at retrieval (verified on the department and school pages).

Department of Architecture (UoI) - ARTS - 10 matched of 16 TRS

Member	Grade	A: h	A: i10	A: cites	A: pubs	A: rank h d/u/a/all	A: comp.	B: P_i	B: C_i	B: rank C d/u/a/all	B: comp.	GS profile h/i10/cites	Conf.	OA 2012-25 h/i10/cites	OA life h/i10/cites	S2 2012-25 h/i10/cites	S2 life h/i10/cites
Areti Adamopoulou	Prof.	4	4	146	23	1/15/28/286	25.2	23	146	1/13/25/227	26.1	5/4/163	H	2/0/8	2/0/8	0/0/0	0/0/0
Anastasios Balaskas	Asst.	4	3	66	6	1/15/28/286	34.4	6	66	2/18/31/290	38.2	4/3/72	M			6/5/162	6/5/162
Aris Sarafianos	Assoc.	2	0	7	6	3/19/43/372	48.0	6	7	3/19/50/413	42.6	5/4/107	H	1/0/4	1/0/4	6/4/134	9/9/367

Department of Music Studies (UoI) - ARTS - 0 TRS at retrieval

This department lists no tenured faculty at retrieval (verified on the department and school pages).

Department of Fine Arts and Art Sciences (UoI) - ARTS - 0 TRS at retrieval

This department lists no tenured faculty at retrieval (verified on the department and school pages).

Department of Creative Design and Clothing (IHU) - ARTS - 0 TRS at retrieval

This department lists no tenured faculty at retrieval (verified on the department and school pages).

Department of Interior Architecture (IHU) - ARTS - 0 TRS at retrieval

This department lists no tenured faculty at retrieval (verified on the department and school pages).

Department of Performing and Digital Arts (UoP) - ARTS - 8 matched of 10 TRS

Member	Grade	A: h	A: i10	A: cites	A: pubs	A: rank h d/u/a/all	A: comp.	B: P_i	B: C_i	B: rank C d/u/a/all	B: comp.	GS profile h/i10/cites	Conf.	OA 2012-25 h/i10/cites	OA life h/i10/cites	S2 2012-25 h/i10/cites	S2 life h/i10/cites
Theodoropoulos Anastasios	Asst.	11	13	701	56	1/3/8/106	5.2	56	701	1/3/5/82	5.5	11/13/703	H	5/4/291	5/4/291	10/10/397	10/10/397
Papagiannouli Christina	Asst.	6	4	105	23	2/8/19/205	22.5	23	105	2/10/27/254	23.8	7/5/137	L	4/1/40	4/1/40	3/1/24	4/3/58
Kotzamani Marina-anastasia	Assoc.	2	0	9	3	3/12/43/372	49.1	3	9	3/14/48/411	43.5	5/2/73	H	1/0/3	1/0/3	1/0/1	1/0/1

Department of Theatre Studies (UoP) - ARTS - 9 matched of 13 TRS

Member	Grade	A: h	A: i10	A: cites	A: pubs	A: rank h d/u/a/all	A: comp.	B: P_i	B: C_i	B: rank C d/u/a/all	B: comp.	GS profile h/i10/cites	Conf.	OA 2012-25 h/i10/cites	OA life h/i10/cites	S2 2012-25 h/i10/cites	S2 life h/i10/cites
Tsiaras Asterios	Prof.	8	6	158	15	1/5/14/157	20.7	15	158	2/7/22/218	22.7	8/6/159	H	4/1/31	4/1/31	4/1/37	4/1/37
Papalexiou Eleni	Assoc.	5	2	364	41	2/9/24/241	13.7	41	364	1/4/15/145	13.4	7/6/489	H	1/0/2	1/0/2	1/0/3	1/0/3
Kaloudi Kostoula	Asst.	1	0	2	10	3/14/52/414	50.9	10	2	3/15/57/429	51.8	1/0/6	L	1/0/1	1/0/1	0/0/0	0/0/0
Mavroleon Anna	Assoc.	0	0	0	6	4/16/59/435	56.5	6	0	4/16/59/435	56.5	-/-/0	L	0/0/0	0/0/0	0/0/0	0/0/0

Department of Fine and Applied Arts (UoWM) - ARTS - 0 TRS at retrieval

This department lists no tenured faculty at retrieval (verified on the department and school pages).

Department of Audio and Visual Arts (IONIO) - ARTS - 0 TRS at retrieval

This department lists no tenured faculty at retrieval (verified on the department and school pages).

Department of Ethnomusicology (IONIO) - ARTS - 0 TRS at retrieval

This department lists no tenured faculty at retrieval (verified on the department and school pages).

Department of Music Studies (IONIO) - ARTS - 20 matched of 28 TRS

Member	Grade	A: h	A: i10	A: cites	A: pubs	A: rank h d/u/a/all	A: comp.	B: P_i	B: C_i	B: rank C d/u/a/all	B: comp.	GS profile h/i10/cites	Conf.	OA 2012-25 h/i10/cites	OA life h/i10/cites	S2 2012-25 h/i10/cites	S2 life h/i10/cites
Vlagkopoulos Panagiotis	Prof.	3	1	26	9	1/1/37/327	41.2	9	26	1/1/40/357	43.8	3/1/26	H				
Etmektsoglou Ioanna	Prof.	3	0	23	13	1/1/37/327	39.6	13	23	2/2/42/372	41.9	3/0/33	H	1/0/1	1/0/1	0/0/0	1/0/3
Siopsi Anastasia	Prof.	1	0	4	9	3/3/52/414	51.2	9	4	3/3/54/420	48.3	3/0/25	H	1/0/3	1/0/3	0/0/0	0/0/0
Lotis Theodoros	Prof.	1	0	2	13	3/3/52/414	48.6	13	2	4/4/57/429	48.3	2/1/26	H	1/0/2	1/0/2	1/0/5	2/1/17
Dimitriadis Dimos	Prof.	0	0	0	0	5/5/59/435	59.3	0	0	5/5/59/435	59.3	-/-/0	H			0/0/0	0/0/0

Department of Music Science and Art (UoM) - ARTS - 0 TRS at retrieval

This department lists no tenured faculty at retrieval (verified on the department and school pages).

Department of Music Technology and Acoustics (HMU) - ARTS - 0 TRS at retrieval

This department lists no tenured faculty at retrieval (verified on the department and school pages).

School of Applied Arts and Sustainable Design (HOU) - ARTS - 6 matched of 7 TRS

Member	Grade	A: h	A: i10	A: cites	A: pubs	A: rank h d/u/a/all	A: comp.	B: P_i	B: C_i	B: rank C d/u/a/all	B: comp.	GS profile h/i10/cites	Conf.	OA 2012-25 h/i10/cites	OA life h/i10/cites	S2 2012-25 h/i10/cites	S2 life h/i10/cites
Zervas Evthymios	Prof.	26	42	3,872	368	1/1/1/16	1.0	368	3,872	1/1/1/10	1.0	-/-/0	H			19/35/2,300	31/68/3,777
Doulos Lampros	Prof.	25	42	1,955	96	2/2/2/18	2.0	96	1,955	2/2/2/26	2.0	-/-/0	H			22/30/1,377	24/36/2,246
Zerefos Stylianos	Prof.	15	20	1,429	61	3/4/4/60	3.3	61	1,429	3/3/3/36	3.3	17/24/1,915	H	0/0/0	0/0/0	13/14/902	14/17/1,154
Sotiropoulou Sofia	Asst.	15	17	598	26	3/4/4/60	7.1	26	598	4/5/8/95	5.9	21/31/1,614	M	6/4/193	6/4/193	1/0/5	1/0/5
Mavrommati Eirini	Prof.	9	9	367	46	5/7/12/138	10.7	46	367	5/7/14/143	8.3	15/24/1,235	H	1/0/2	1/0/2	2/0/7	2/0/7

Department of Fine Arts (ASFA) - ARTS - 0 TRS at retrieval

This department lists no tenured faculty at retrieval (verified on the department and school pages).

School of Philosophy and Education (AUTH) - PHILTH - 23 matched of 23 TRS

Member	Grade	A: h	A: i10	A: cites	A: pubs	A: rank h d/u/a/all	A: comp.	B: P_i	B: C_i	B: rank C d/u/a/all	B: comp.	GS profile h/i10/cites	Conf.	OA 2012-25 h/i10/cites	OA life h/i10/cites	S2 2012-25 h/i10/cites	S2 life h/i10/cites
Stamovlasis Dimitrios	Prof.	32	64	2,815	113	1/4/1/8	1.2	113	2,815	1/9/1/16	1.2	35/80/3,679	H	21/42/1,591	21/42/1,591	3/0/34	3/0/34
Zarifis Georgios	Assoc.	15	24	881	106	2/24/3/60	3.3	106	881	2/26/4/64	3.8	17/31/1,239	H	5/3/123	5/3/123	2/0/6	2/0/7
Daskalaki Maria	Asst.	14	15	630	22	3/26/4/72	6.4	22	630	4/35/6/91	9.2	14/16/644	M	13/15/607	13/15/607	2/0/8	2/0/8
Avgitidou Sofia	Prof.	12	12	679	33	4/31/5/89	6.0	33	679	3/33/5/87	7.5	13/17/935	H	7/6/235	7/6/235	8/8/260	10/10/353
Kavoulakos Konstantinos	Prof.	6	5	189	40	5/67/18/205	12.1	40	189	5/64/15/195	11.6	9/8/280	H	5/1/47	5/1/47	4/0/37	4/0/44
Douskos Christos	Asst.	6	6	184	10	5/67/18/205	20.8	10	184	6/65/16/197	22.7	6/6/184	H	7/7/141	7/7/141	8/7/198	17/21/745
Sarakinioti Antigoni	Asst.	6	5	125	12	5/67/18/205	22.6	12	125	7/75/21/244	22.1	7/6/147	L			0/0/0	0/0/0
Kesidou Anastasia	Asst.	2	1	30	3	8/113/35/372	37.4	3	30	8/106/34/347	27.2	7/6/108	H			1/0/7	2/0/16
Konstantinos Sargentis	Assoc.	2	1	17	10	8/113/35/372	36.3	10	17	9/117/36/388	37.0	2/1/20	H				

School of Theology (AUTH) - PHILTH - 24 matched of 30 TRS

Member	Grade	A: h	A: i10	A: cites	A: pubs	A: rank h d/u/a/all	A: comp.	B: P_i	B: C_i	B: rank C d/u/a/all	B: comp.	GS profile h/i10/cites	Conf.	OA 2012-25 h/i10/cites	OA life h/i10/cites	S2 2012-25 h/i10/cites	S2 life h/i10/cites
Mitropoulou Vasiliki	Prof.	8	7	371	25	1/50/14/157	14.7	25	371	1/50/13/142	15.1	9/9/831	H	3/0/24	3/0/24	0/0/0	0/0/0
Ziaka Angeliki	Prof.	7	5	141	29	2/60/16/182	15.6	29	141	2/74/19/234	15.9	7/7/209	H	2/0/12	2/0/12	1/0/4	2/0/12
Ioannidis Fotios	Prof.	3	0	13	12	3/98/29/327	33.0	12	13	3/119/37/396	34.2	3/0/13	L	1/0/3	1/0/3	1/0/1	1/0/1
Koutris Charidimos	Asst.	1	0	3	6	4/126/41/414	40.7	6	3	4/127/41/423	41.0	1/0/3	H			0/0/0	0/0/0
Evangelou Ilias	Prof.	1	0	1	17	4/126/41/414	34.8	17	1	5/130/43/433	33.8	2/1/15	H	101/450/45,612	101/450/45,612	2/1/13	2/1/13
Yfantis Panagiotis	Prof.	0	0	0	2	6/131/44/435	45.0	2	0	6/131/44/435	45.3	-/-/0	M			0/0/0	0/0/0

School of Social Theology and Christian Culture (AUTH) - PHILTH - 28 matched of 30 TRS

Member	Grade	A: h	A: i10	A: cites	A: pubs	A: rank h d/u/a/all	A: comp.	B: P_i	B: C_i	B: rank C d/u/a/all	B: comp.	GS profile h/i10/cites	Conf.	OA 2012-25 h/i10/cites	OA life h/i10/cites	S2 2012-25 h/i10/cites	S2 life h/i10/cites
Gkikas Athanasios	Prof.	28	45	2,300	144	1/7/2/11	1.5	144	2,300	1/12/2/21	1.6	-/-/0	M			26/51/2,016	28/54/2,199
Christou Konstantinos	Prof.	12	18	998	56	2/31/5/89	4.1	56	998	2/21/3/54	4.3	13/18/1,288	H	17/21/965	17/21/965	8/7/435	10/10/539
Paschalidis Symeon	Prof.	4	2	56	14	3/86/26/286	27.8	14	56	3/90/27/303	27.0	5/2/63	L			1/0/1	1/0/1
Tsalampouni Aikaterini	Prof.	4	1	44	26	3/86/26/286	22.3	26	44	4/95/30/319	21.8	6/2/84	H	1/0/10	1/0/10	2/0/12	2/0/12
Dafni Evangelia	Assoc.	3	0	40	34	5/98/29/327	16.9	34	40	5/98/31/326	14.8	7/3/141	L	2/0/10	2/0/10	0/0/0	15/28/634
Vantsos Miltiadis	Prof.	3	1	31	19	5/98/29/327	27.7	19	31	6/105/33/345	28.6	3/2/61	H	2/0/15	2/0/15	0/0/0	1/0/2
Pepes Evangelos	Asst.	2	0	12	15	7/113/35/372	33.6	15	12	7/120/38/399	34.2	2/0/14	H	1/0/1	1/0/1	1/0/1	1/0/1
Lamprou Soultana	Prof.	2	0	5	4	7/113/35/372	39.3	4	5	8/125/40/417	40.1	2/0/5	H			3/1/31	3/1/31
Paparnakis Athanasios	Prof.	1	0	3	5	9/126/41/414	41.0	5	3	9/127/41/423	41.3	1/0/3	L	1/0/3	1/0/3	1/0/3	1/0/3
Pittaras Theodoros	Prof.	0	0	0	5	10/131/44/435	43.0	5	0	10/131/44/435	43.3	-/-/0	L	8/8/476	8/8/476	1/0/1	1/0/1
Tzoumerkas Panagiotis	Assoc.	0	0	0	3	10/131/44/435	44.3	3	0	10/131/44/435	43.6	1/0/2	L	0/0/0	0/0/0	1/0/4	4/4/94

Department of History and Philosophy of Science (NKUA) - PHILTH - 20 matched of 24 TRS

Member	Grade	A: h	A: i10	A: cites	A: pubs	A: rank h d/u/a/all	A: comp.	B: P_i	B: C_i	B: rank C d/u/a/all	B: comp.	GS profile h/i10/cites	Conf.	OA 2012-25 h/i10/cites	OA life h/i10/cites	S2 2012-25 h/i10/cites	S2 life h/i10/cites
Bouras-Vallianatos Petros	Assoc.	12	13	507	57	1/29/5/89	5.3	57	507	3/35/9/112	6.8	12/13/521	H	8/8/191	8/8/191	0/0/0	0/0/0

Member	Grade	A: h	A: i10	A: cites	A: pubs	A: rank h d/u/a/all	A: comp.	B: P_i	B: C_i	B: rank C d/u/a/all	B: comp.	GS profile h/i10/cites	Conf.	OA 2012-25 h/i10/cites	OA life h/i10/cites	S2 2012-25 h/i10/cites	S2 life h/i10/cites
Ierodiakonou Katerina	Prof.	12	15	455	45	1/29/5/89	6.9	45	455	5/40/11/125	6.2	25/48/2,060	H	8/6/267	8/6/267	1/0/1	1/0/1
Papatheodorou Christos	Prof.	11	12	534	55	3/32/9/106	7.4	55	534	2/33/8/106	3.8	29/50/3,746	H	12/15/503	12/15/503	1/0/4	1/0/4
Skaliora Eirini	Prof.	10	10	190	21	4/38/11/121	14.3	21	190	6/55/14/194	13.7	13/19/820	H			8/5/138	11/12/633
Mantzavinos Chrysostomos	Prof.	9	8	490	33	5/42/12/138	10.6	33	490	4/36/10/114	8.2	16/23/2,542	L	6/5/202	6/5/202	4/1/49	8/5/221
Tympas Aristotelis	Prof.	9	7	181	31	5/42/12/138	13.3	31	181	7/56/17/198	14.0	11/11/325	L	0/0/0	0/0/0	6/4/112	9/7/348
Skopeliti Eirini	Assoc.	8	8	565	27	7/46/14/157	10.7	27	565	1/30/7/103	10.2	12/15/1,919	H			6/4/300	9/8/656
Katselidis Ioannis	Assoc.	7	4	146	18	8/53/16/182	18.8	18	146	8/63/18/227	19.2	7/4/160	H	4/3/81	4/3/81	3/3/59	3/3/62
Ioannidis Stavros	Asst.	6	4	134	24	9/58/18/205	19.0	24	134	9/64/20/240	18.6	7/5/146	H	10/10/232	10/10/232	4/2/41	5/3/55
Sialaros Michalis	Assoc.	4	0	46	26	10/80/26/286	22.1	26	46	11/86/29/317	23.2	4/0/47	H	3/1/44	3/1/44	3/1/33	3/1/33
Vlantoni Aikaterini	Asst.	3	2	106	12	11/92/29/327	27.4	12	106	10/68/22/252	28.3	3/2/106	H	3/1/78	3/1/78	3/1/61	3/1/61
Gemtou Eleni	Assoc.	2	1	24	17	12/102/35/372	31.4	17	24	12/98/35/363	27.6	5/2/81	H	3/0/14	3/0/14	1/0/4	3/1/28
Manolakaki Eleni	Asst.	2	0	11	11	12/102/35/372	36.9	11	11	13/114/39/405	37.6	2/0/15	H	1/0/7	1/0/7	1/1/16	7/7/622

Department of Philosophy (NKUA) - PHILTH - 0 TRS at retrieval

This department lists no tenured faculty at retrieval (verified on the department and school pages).

Department of Theology (NKUA) - PHILTH - 0 TRS at retrieval

This department lists no tenured faculty at retrieval (verified on the department and school pages).

Department of Social Theology and the Study of Religion (NKUA) - PHILTH - 0 TRS at retrieval

This department lists no tenured faculty at retrieval (verified on the department and school pages).

Department of Philosophy (UPatras) - PHILTH - 13 matched of 23 TRS

Member	Grade	A: h	A: i10	A: cites	A: pubs	A: rank h d/u/a/all	A: comp.	B: P_i	B: C_i	B: rank C d/u/a/all	B: comp.	GS profile h/i10/cites	Conf.	OA 2012-25 h/i10/cites	OA life h/i10/cites	S2 2012-25 h/i10/cites	S2 life h/i10/cites
Kontos Pavlos	Prof.	11	11	414	15	1/1/9/106	13.1	15	414	1/1/12/135	12.4	15/18/638	L	6/2/77	6/2/77	4/1/47	4/2/100
Dimitrakos Thodoris	Asst.	5	2	65	18	2/2/22/241	23.3	18	65	3/3/24/292	24.0	5/2/65	H	4/0/39	4/0/39	4/0/36	4/0/36
Kousoulini Vasiliki	Asst.	5	2	64	21	2/2/22/241	22.5	21	64	4/4/25/294	23.2	5/2/64	H	2/1/29	2/1/29	1/0/3	1/0/3
Kouloumentas Stavros	Assoc.	5	1	58	13	2/2/22/241	26.0	13	58	5/5/26/300	26.9	5/2/74	H	2/1/15	2/1/15	0/0/0	1/0/3
Mouzala G. Melina	Assoc.	5	1	50	29	2/2/22/241	19.0	29	50	6/6/28/311	19.4	5/1/62	H	3/1/27	3/1/27	2/0/13	2/0/13
Sermamoglou-Soulmaidi Georgia	Assoc.	3	2	91	17	6/6/29/327	25.8	17	91	2/2/23/263	26.5	3/2/91	H	3/1/30	3/1/30	3/1/26	3/1/26
Mylonaki Evgenia	Asst.	3	1	35	13	6/6/29/327	30.9	13	35	7/7/32/337	32.0	3/1/35	H	4/4/211	4/4/211		
Michalakis Andreas	Asst.	0	0	0	5	8/8/44/435	43.0	5	0	8/8/44/435	43.3	-/-/0	H			0/0/0	0/0/0

Department of Philosophy (UoI) - PHILTH - 0 TRS at retrieval

This department lists no tenured faculty at retrieval (verified on the department and school pages).

Department of Philosophy and Social Studies (UoC) - PHILTH - 0 TRS at retrieval

This department lists no tenured faculty at retrieval (verified on the department and school pages).

School of Physical Education and Sports Science (Serres) (AUTH) - SPORT - 27 matched of 27 TRS

Member	Grade	A: h	A: i10	A: cites	A: pubs	A: rank h d/u/a/all	A: comp.	B: P_i	B: C_i	B: rank C d/u/a/all	B: comp.	GS profile h/i10/cites	Conf.	OA 2012-25 h/i10/cites	OA life h/i10/cites	S2 2012-25 h/i10/cites	S2 life h/i10/cites
Nikolaidis Michalis	Prof.	36	70	4,110	99	1/2/3/5	4.7	99	4,110	1/4/5/9	2.3	61/123/11,671	H	32/58/3,020	32/58/3,020	16/21/965	16/21/965
Kyparos Antonios	Prof.	32	51	3,352	69	2/4/6/8	8.0	69	3,352	3/6/7/12	9.4	39/71/4,916	H	29/45/2,435	29/45/2,435	28/47/2,306	33/64/3,292
Kellis Elevtherios	Prof.	31	83	3,625	133	3/6/7/10	6.3	133	3,625	2/5/6/11	7.2	-/-/0	H			2/2/27	2/2/27
Dipla Konstantina	Prof.	28	58	3,010	135	4/7/8/11	6.9	135	3,010	4/8/9/15	7.3	38/76/5,438	H	25/51/2,167	25/51/2,167		
Zafeiridis Andreas	Prof.	28	52	2,551	115	4/7/8/11	8.2	115	2,551	5/10/10/18	7.8	41/76/5,779	H	24/48/1,831	24/48/1,831	1/1/25	3/3/209
Margaritelis Nikolaos	Asst.	26	41	2,310	63	6/11/11/16	12.8	63	2,310	6/11/11/20	14.3	26/41/2,315	L	23/37/1,816	23/37/1,816	0/0/0	0/0/0
Patikas Dimitrios	Prof.	21	31	1,633	61	7/15/14/27	15.9	61	1,633	8/18/15/30	14.5	34/56/4,203	H	17/24/962	17/24/962	2/0/9	2/1/52
Vlachopoulos Symeon	Prof.	18	26	1,965	38	8/17/18/38	18.3	38	1,965	7/15/12/24	11.9	41/58/6,614	H	15/16/1,006	15/16/1,006	17/20/1,070	32/49/3,431
Bassa Eleni	Asst.	14	18	754	37	9/26/37/72	39.3	37	754	10/30/40/78	32.3	22/33/1,779	H	11/11/381	11/11/381	12/12/370	19/25/952
Giagkazoglou Paraskevi	Prof.	13	15	1,088	28	10/30/43/82	36.7	28	1,088	9/20/25/52	31.4	21/28/1,916	H	1/0/5	1/0/5	1/0/6	2/1/33
Kannas Theodoros	Asst.	10	10	489	33	11/40/53/121	50.3	33	489	12/42/50/115	52.9	10/11/520	H	7/6/254	7/6/254	7/6/255	7/6/255
Lianopoulos Giannis	Asst.	9	8	319	18	12/44/56/138	60.5	18	319	15/53/58/153	63.7	9/8/322	H			6/4/105	6/4/110
Koidou Eirini	Prof.	8	8	440	20	13/50/59/157	59.8	20	440	13/46/54/127	55.0	16/19/1,226	H	5/4/146	5/4/146		
Mademli Lida	Assoc.	8	8	390	22	13/50/59/157	59.8	22	390	14/49/56/139	51.5	18/21/1,427	H	8/7/274	8/7/274	1/0/1	1/0/1
Argyriadou Eirini	Assoc.	7	6	169	35	15/60/64/182	56.6	35	169	16/67/64/209	56.9	9/9/366	L	1/0/5	1/0/5	1/0/5	1/0/7

Member	Grade	A: h	A: i10	A: cites	A: pubs	A: rank h d/u/a/all	A: comp.	B: P_i	B: C_i	B: rank C d/u/a/all	B: comp.	GS profile h/i10/cites	Conf.	OA 2012-25 h/i10/cites	OA life h/i10/cites	S2 2012-25 h/i10/cites	S2 life h/i10/cites
Katartzi Ermioni	Prof.	6	4	572	18	16/67/67/205	59.2	18	572	11/38/47/100	56.9	11/12/1,328	H	4/2/304	4/2/304	5/2/294	8/7/660
Salonikidis Konstantinos	Prof.	5	2	149	12	17/76/72/241	71.9	12	149	17/71/69/224	63.8	14/14/820	H	2/1/36	2/1/36	1/0/1	1/0/1
Nousios Georgios	Prof.	5	2	77	17	17/76/72/241	73.0	17	77	18/81/74/277	74.3	5/2/78	H	6/3/95	6/3/95	4/1/49	5/2/73

School of Physical Education and Sports Science (AUTH) - SPORT - 32 matched of 35 TRS

Member	Grade	A: h	A: i10	A: cites	A: pubs	A: rank h d/u/a/all	A: comp.	B: P_i	B: C_i	B: rank C d/u/a/all	B: comp.	GS profile h/i10/cites	Conf.	OA 2012-25 h/i10/cites	OA life h/i10/cites	S2 2012-25 h/i10/cites	S2 life h/i10/cites
Barkoukis Vasileios	Prof.	42	90	6,740	196	1/1/1/2	1.2	196	6,740	1/1/2/3	1.6	55/120/10,586	L	3/0/19	3/0/19	4/1/30	4/1/37
Kouidi Evangelia	Prof.	33	77	4,996	181	2/3/5/7	2.9	181	4,996	2/3/3/7	2.9	49/116/10,748	H	27/59/2,853	27/59/2,853	18/34/2,054	19/38/2,903
Alexandris Konstantinos	Prof.	27	47	3,212	146	3/10/10/15	6.3	146	3,212	3/7/8/13	3.4	56/99/13,874	L	15/19/512	15/19/512	4/2/111	5/4/166
Metaxas Thomas	Prof.	23	51	1,636	95	4/14/13/23	12.5	95	1,636	5/17/14/29	13.6	25/63/2,521	H	15/26/709	15/26/709	14/28/756	17/41/1,178
Dalamitros Athanasios	Asst.	18	23	1,786	55	5/17/18/38	17.7	55	1,786	4/16/13/27	21.0	19/26/2,083	H	14/20/1,106	14/20/1,106	13/18/1,004	14/19/1,114
Panoutsakopoulos Vasileios	Asst.	17	28	827	110	6/20/23/45	16.4	110	827	8/27/35/71	17.8	19/35/1,361	H			13/14/438	15/20/717
Voudouris Dimitrios	Asst.	17	20	757	41	6/20/23/45	30.7	41	757	10/29/39/77	38.2	-/-/0	H	16/23/741	16/23/741	1/1/12	5/4/73
Douka Styliani	Prof.	15	20	1,250	65	8/24/34/60	21.8	65	1,250	6/19/19/40	22.6	17/27/1,979	L	7/7/342	7/7/342	6/5/230	7/6/279
Tzetzis Georgios	Prof.	14	16	821	43	9/26/37/72	35.2	43	821	9/28/36/72	22.2	28/55/2,943	L	2/0/13	2/0/13	9/8/305	20/31/1,233
Manou Vasiliki	Prof.	14	15	690	39	9/26/37/72	39.4	39	690	12/32/44/83	38.7	19/26/1,812	M	10/11/333	10/11/333	2/0/6	2/0/6
Koutlianos Nikolaos	Prof.	12	15	587	49	11/31/46/89	39.6	49	587	13/37/46/98	39.9	16/24/1,584	H	8/6/268	8/6/268	8/6/258	13/14/653
Fotiadou Eleni	Prof.	12	16	530	40	11/31/46/89	43.1	40	530	14/39/48/107	37.4	20/32/1,642	H	7/6/223	7/6/223	11/12/339	17/24/778
Giatsis Georgios	Prof.	12	12	434	29	11/31/46/89	51.0	29	434	16/47/55/129	43.3	20/25/1,350	L	7/7/171	7/7/171	8/8/210	14/17/646
Rodafinos Angelos	Prof.	11	11	725	18	14/37/49/106	51.1	18	725	11/31/42/80	27.3	27/33/2,443	H	8/8/388	8/8/388	9/8/410	14/16/850
Lola Afroditi	Asst.	11	12	480	39	14/37/49/106	45.7	39	480	15/43/53/119	48.1	12/14/552	H	7/5/153	7/5/153	8/7/171	8/8/252
Petridou Anatoli	Asst.	10	10	975	28	16/40/53/121	41.0	28	975	7/22/28/56	24.8	26/36/3,012	H	9/9/668	9/9/668	11/13/667	26/43/2,210
Nikodelis Thomas	Asst.	9	9	296	26	17/44/56/138	58.3	26	296	17/56/60/160	58.6	13/15/626	H	8/7/214	8/7/214	8/7/202	9/9/281
Stavropoulos Nikolaos	Assoc.	8	7	203	18	18/50/59/157	63.1	18	203	18/62/62/189	66.5	8/7/222	H	8/6/129	8/6/129	2/1/17	2/1/17
Kosmidou Evdoxia	Asst.	7	7	167	28	19/60/64/182	60.6	28	167	19/68/65/210	56.5	14/18/774	H	5/2/52	5/2/52	6/4/79	12/14/426
Mameletzi Dimitra	Asst.	4	2	58	10	20/86/76/286	76.3	10	58	20/89/76/300	69.6	11/12/746	H	3/0/20	3/0/20	0/0/0	0/0/0
Kaimakamis Dimitrios	Asst.	4	0	28	16	20/86/76/286	75.6	16	28	21/108/77/351	76.0	4/0/34	H	1/0/3	1/0/3	2/0/6	3/2/102

School of Physical Education and Sport Science (NKUA) - SPORT - 41 matched of 48 TRS

Member	Grade	A: h	A: i10	A: cites	A: pubs	A: rank h d/u/a/all	A: comp.	B: P_i	B: C_i	B: rank C d/u/a/all	B: comp.	GS profile h/i10/cites	Conf.	OA 2012-25 h/i10/cites	OA life h/i10/cites	S2 2012-25 h/i10/cites	S2 life h/i10/cites
Gerasimos Terzis	Prof.	39	76	4,749	154	1/1/2/3	2.8	154	4,749	2/2/4/8	3.6	50/98/7,725	H	32/67/3,067	32/67/3,067	0/0/0	0/0/0
Athanasios Mouratidis	Assoc.	35	50	9,792	68	2/2/4/6	2.3	68	9,792	1/1/1/2	2.4	43/60/12,112	H	30/42/5,505	30/42/5,505		
Olyvia Donti	Assoc.	24	31	1,479	61	3/3/12/19	15.6	61	1,479	4/5/17/35	18.3	24/32/1,514	H	17/22/792	17/22/792		
Athanasios Tsoukos	Asst.	21	26	1,552	53	4/4/14/27	17.8	53	1,552	3/3/16/32	22.4	21/26/1,559	H			0/0/0	0/0/0
Maria Maraki	Asst.	19	29	1,236	49	5/7/16/34	20.7	49	1,236	5/7/20/42	21.8	24/36/1,626	H				
Michail Keramidas	Asst.	19	30	893	83	5/7/16/34	16.9	83	893	14/18/32/63	19.0	22/36/1,116	H			0/0/0	0/0/0
Sotirios Drikos	Asst.	18	22	930	58	7/9/18/38	22.5	58	930	11/15/29/58	27.2	20/24/1,256	H	12/13/374	12/13/374		
Konstantinos Sotiropoulos	Assoc.	18	20	857	42	7/9/18/38	26.0	42	857	15/19/33/68	32.6	20/23/1,765	H	13/17/501	13/17/501	0/0/0	0/0/0
Antonis Ekizos	Asst.	17	19	1,224	27	9/11/23/45	27.6	27	1,224	6/8/21/43	33.5	17/19/1,224	H			15/17/869	15/17/869
Charilaos Tsolakis	Prof.	17	27	1,106	57	9/11/23/45	23.9	57	1,106	8/11/23/49	22.7	23/39/2,055	H	1/0/9	1/0/9	0/0/0	0/0/0
Athanasios Souglis	Asst.	17	23	984	37	9/11/23/45	28.6	37	984	10/14/27/55	26.9	23/31/1,376	H	12/14/532	12/14/532		
Nektarios Stavrou	Assoc.	17	24	906	59	9/11/23/45	24.5	59	906	12/16/30/60	24.5	22/35/1,663	H			2/1/16	2/1/16
Karolina Barzouka	Prof.	17	19	735	41	9/11/23/45	31.1	41	735	19/25/41/79	33.3	21/26/1,685	H	0/0/0	0/0/0	0/0/0	1/1/85
Emmanouil Skordilis	Prof.	16	23	1,092	68	14/16/30/55	21.8	68	1,092	9/12/24/50	20.3	22/40/1,844	H	12/15/656	12/15/656	2/0/9	3/0/16
Dimitris Mandalidis	Prof.	16	20	836	36	14/16/30/55	35.3	36	836	16/20/34/70	37.4	19/31/1,916	H	12/13/381	12/13/381		
Emmanouil Zacharakis	Prof.	16	21	764	37	14/16/30/55	35.4	37	764	17/23/37/75	41.3	16/21/769	H	23/36/1,644	23/36/1,644	2/1/34	2/1/34
Petros Botonis	Assoc.	16	23	758	58	14/16/30/55	29.1	58	758	18/24/38/76	31.9	17/25/829	H			0/0/0	4/4/94
Aspasia Dania	Assoc.	15	27	1,127	114	18/20/34/60	15.0	114	1,127	7/10/22/48	15.6	16/29/1,261	H	0/0/0	0/0/0	3/1/39	3/1/39
Apostolos Theodorou	Assoc.	15	22	904	54	18/20/34/60	30.8	54	904	13/17/31/62	32.5	17/26/1,095	H	12/15/524	12/15/524	1/0/5	1/0/5
Anastasia Donti	Asst.	14	15	685	24	20/23/37/72	46.2	24	685	21/27/45/85	52.6	14/15/700	H				
Elevtherios Paraskevopoulos	Asst.	14	16	487	73	20/23/37/72	25.5	73	487	24/38/52/117	27.3	14/16/493	H				
Maria Psychountaki	Prof.	13	13	708	37	22/25/43/82	42.3	37	708	20/26/43/81	41.6	17/21/1,042	H			1/0/2	1/0/2
Nikolaos Kostopoulos	Assoc.	13	13	489	33	22/25/43/82	46.8	33	489	23/37/50/115	49.9	14/17/1,371	H			2/2/32	2/2/32
Konstantinos Noutsos	Prof.	11	11	529	25	24/32/49/106	52.4	25	529	22/34/49/108	55.8	11/12/1,068	H			2/1/21	2/1/21
Maria Koskolou	Prof.	11	13	310	31	24/32/49/106	52.7	31	310	26/45/59/157	34.7	23/32/3,444	H			1/0/1	1/0/1

Member	Grade	A: h	A: i10	A: cites	A: pubs	A: rank h d/u/a/all	A: comp.	B: P_i	B: C_i	B: rank C d/u/a/all	B: comp.	GS profile h/i10/cites	Conf.	OA 2012-25 h/i10/cites	OA life h/i10/cites	S2 2012-25 h/i10/cites	S2 life h/i10/cites
Elissavet Rousanoglou	Prof.	10	10	362	26	26/38/53/121	56.2	26	362	25/43/57/146	55.5	16/19/640	H	6/5/137	6/5/137	1/1/16	1/1/16
Panagiotis Meletakos	Asst.	8	7	230	25	27/46/59/157	60.3	25	230	27/50/61/178	62.3	9/9/456	H				
Gavriil Arsoniadis	Asst.	8	5	163	30	27/46/59/157	59.0	30	163	30/60/68/215	61.9	8/5/164	H				
Nikolaos Patsantaras	Prof.	6	5	180	25	29/58/67/205	63.6	25	180	28/57/63/199	62.3	10/15/443	H	3/1/44	3/1/44	5/2/65	5/2/65
Vasileios Manasis	Asst.	6	6	167	22	29/58/67/205	65.7	22	167	29/58/65/210	67.2	7/7/198	H			2/0/14	2/0/14
Emmanouil Adamakis	Asst.	6	3	106	11	29/58/67/205	71.5	11	106	31/68/72/252	73.6	6/3/106	M	5/2/74	5/2/74	0/0/0	0/0/0
Eleni Filippidou	Assoc.	6	1	75	34	29/58/67/205	60.6	34	75	32/77/75/278	62.1	6/1/91	H				

Department of Physical Education and Sport Science (UThessaly) - SPORT - 0 TRS at retrieval

This department lists no tenured faculty at retrieval (verified on the department and school pages).

Department of Physical Education and Sport Science (DUTH) - SPORT - 0 TRS at retrieval

This department lists no tenured faculty at retrieval (verified on the department and school pages).

Department of Sport Management (UoP) - SPORT - 11 matched of 13 TRS

Member	Grade	A: h	A: i10	A: cites	A: pubs	A: rank h d/u/a/all	A: comp.	B: P_i	B: C_i	B: rank C d/u/a/all	B: comp.	GS profile h/i10/cites	Conf.	OA 2012-25 h/i10/cites	OA life h/i10/cites	S2 2012-25 h/i10/cites	S2 life h/i10/cites
Travlos Antonios	Prof.	18	27	1,078	80	1/1/18/38	17.6	80	1,078	2/2/26/53	19.7	21/37/1,638	H	14/14/488	14/14/488	13/14/457	17/20/731
Athanasopoulou Pinelopi	Prof.	14	19	1,410	51	2/2/37/72	25.9	51	1,410	1/1/18/37	25.5	19/25/2,614	H	10/10/624	10/10/624	9/9/581	12/12/1,139
Georgiadis Konstantinos	Prof.	9	8	167	27	3/4/56/138	59.1	27	167	3/6/65/210	60.1	11/14/471	H	12/13/443	12/13/443	2/1/20	2/1/21
Choustoulakis Emmanouil	Asst.	7	4	130	58	4/7/64/182	40.9	58	130	4/8/70/242	41.5	8/7/221	H	3/0/33	3/0/33	3/0/30	4/2/63
Papaloukas Marios Daniil	Prof.	5	4	109	22	5/9/72/241	69.2	22	109	5/9/71/250	66.9	9/8/292	H	2/0/15	2/0/15	2/0/11	4/3/83
Gdonteli Krinanthi	Assoc.	5	3	100	33	5/9/72/241	62.0	33	100	6/11/73/257	62.2	6/4/128	H	2/0/13	2/0/13	1/0/9	1/0/9

School of History and Archaeology (AUTH) - HIST - 36 matched of 41 TRS

Member	Grade	A: h	A: i10	A: cites	A: pubs	A: rank h d/u/a/all	A: comp.	B: P_i	B: C_i	B: rank C d/u/a/all	B: comp.	GS profile h/i10/cites	Conf.	OA 2012-25 h/i10/cites	OA life h/i10/cites	S2 2012-25 h/i10/cites	S2 life h/i10/cites
Valamoti Soultana-Maria	Prof.	24	44	1,976	132	1/12/1/19	1.0	132	1,976	1/14/1/23	1.0	35/71/3,797	H	22/31/1,319	22/31/1,319	1/0/1	1/0/1
Kalliontzis Ioannis	Asst.	7	5	154	21	2/60/4/182	5.1	21	154	2/70/4/220	6.8	8/6/170	H			3/0/13	3/0/15
Fappas Ioannis	Asst.	7	5	142	21	2/60/4/182	5.6	21	142	3/73/5/231	7.0	9/9/216	H	2/1/18	2/1/18	3/2/32	4/2/36
Xydopoulos Ioannis	Prof.	7	6	123	25	2/60/4/182	5.8	25	123	4/76/6/245	6.4	11/11/262	H	3/0/18	3/0/18	5/5/161	6/6/185
Kotzageorgis Fokion	Prof.	6	2	100	35	5/67/8/205	6.7	35	100	5/77/8/257	7.3	7/4/181	L			2/0/13	2/0/14
Manakidou Eleni	Prof.	5	4	97	27	6/76/10/241	9.3	27	97	6/78/9/259	7.7	10/10/247	H	2/0/7	2/0/7	1/0/3	2/0/10
Gounaris Vasileios	Prof.	4	1	63	29	7/86/16/286	10.1	29	63	7/85/15/295	10.7	-/-/0	H			2/0/10	5/3/405
Kyriakou Athanasia	Asst.	4	3	61	15	7/86/16/286	17.0	15	61	8/86/17/297	17.7	5/4/80	L	2/2/47	2/2/47	3/1/24	3/1/24
Gkoutzioukostas Andreas	Prof.	4	1	36	19	7/86/16/286	16.1	19	36	9/103/19/336	16.1	6/4/109	H			2/0/8	2/0/14
Tantsis Anastasios	Assoc.	3	1	23	9	10/98/20/327	21.6	9	23	11/113/22/372	22.7	3/2/37	H	1/0/3	1/0/3	1/0/2	3/1/30
Michailidis Iakovos	Prof.	3	0	19	12	10/98/20/327	20.9	12	19	12/115/23/384	17.0	7/6/184	H	1/0/4	1/0/4	21/31/1,595	21/33/1,630
Tselekas Panagiotis	Assoc.	2	1	33	2	12/113/23/372	22.7	2	33	10/104/20/340	17.5	7/6/109	H			1/0/1	2/0/14
Takirtakoglou Konstantinos	Asst.	2	0	12	11	12/113/23/372	22.6	11	12	13/120/24/399	22.9	2/0/12	H	1/0/2	1/0/2	1/0/2	1/0/2
Liapi Eleni	Asst.	2	0	7	3	12/113/23/372	24.3	3	7	14/124/25/413	24.7	-/-/0	M	14/16/762	14/16/762	1/1/15	3/1/23

Department of History and Archaeology (NKUA) - HIST - 19 matched of 35 TRS

Member	Grade	A: h	A: i10	A: cites	A: pubs	A: rank h d/u/a/all	A: comp.	B: P_i	B: C_i	B: rank C d/u/a/all	B: comp.	GS profile h/i10/cites	Conf.	OA 2012-25 h/i10/cites	OA life h/i10/cites	S2 2012-25 h/i10/cites	S2 life h/i10/cites
Dimitris Plantzos	Prof.	13	16	467	62	1/25/2/82	2.2	62	467	2/39/3/124	2.2	19/30/1,352	H	6/3/94	6/3/94		
Konstantinos Kopanias	Prof.	11	13	777	48	2/32/3/106	2.6	48	777	1/22/2/74	2.6	13/16/913	H	3/1/33	3/1/33	2/0/5	2/0/5
Vangelis Karamanolakis	Prof.	7	3	87	22	3/53/4/182	6.8	22	87	4/72/10/265	10.9	7/5/142	H	2/1/126	2/1/126		
Spyridon Ploumidis	Prof.	6	2	68	17	4/58/8/205	11.1	17	68	6/79/12/286	14.4	6/2/98	H			2/1/21	2/1/21
Anastasia Drandaki	Assoc.	5	2	120	14	5/70/10/241	10.2	14	120	3/65/7/246	8.9	9/8/248	H	3/1/33	3/1/33	2/0/16	2/0/16
Platon Petridis	Prof.	5	3	80	29	5/70/10/241	8.4	29	80	5/75/11/272	8.1	8/7/285	H	2/0/17	2/0/17		
Nikos Giannakopoulos	Assoc.	5	4	68	19	5/70/10/241	11.8	19	68	6/79/12/286	11.3	8/7/131	H			1/0/1	1/0/1
Georgios Pallis	Assoc.	5	2	65	45	5/70/10/241	7.1	45	65	8/81/14/292	8.0	5/2/82	H			2/1/17	2/1/17
Chrysanthos Kanellopoulos	Prof.	5	3	63	11	5/70/10/241	14.0	11	63	9/82/15/295	6.7	13/19/456	H	1/0/6	1/0/6	3/0/14	3/0/14

Member	Grade	A: h	A: i10	A: cites	A: pubs	A: rank h d/u/a/all	A: comp.	B: P_i	B: C_i	B: rank C d/u/a/all	B: comp.	GS profile h/i10/cites	Conf.	OA 2012-25 h/i10/cites	OA life h/i10/cites	S2 2012-25 h/i10/cites	S2 life h/i10/cites
Dimitra Lampropoulou	Asst.	4	0	24	29	10/80/16/286	10.8	29	24	11/98/21/363	11.1	5/0/46	H	2/0/13	2/0/13		
Stylianos Katakis	Assoc.	3	1	38	17	11/92/20/327	17.9	17	38	10/89/18/332	18.1	4/2/57	H			0/0/0	0/0/0
Nikoletta Giantsi-meletiadi	Prof.	0	0	0	6	12/123/26/435	25.3	6	0	12/123/26/435	25.6	-/-/0	H				
Evanthis Chatzivasileiou	Prof.	0	0	0	0	12/123/26/435	26.3	0	0	12/123/26/435	25.6	2/2/37	M	0/0/0	0/0/0	0/0/0	0/0/0

Department of History and Archaeology (UPatras) - HIST - 0 TRS at retrieval

This department lists no tenured faculty at retrieval (verified on the department and school pages).

Department of History and Archaeology (UoI) - HIST - 0 TRS at retrieval

This department lists no tenured faculty at retrieval (verified on the department and school pages).

Department of History and Ethnology (DUTH) - HIST - 0 TRS at retrieval

This department lists no tenured faculty at retrieval (verified on the department and school pages).

Department of History and Archaeology (UoC) - HIST - 0 TRS at retrieval

This department lists no tenured faculty at retrieval (verified on the department and school pages).

Department of History, Archaeology and Cultural Resources Management (UoP) - HIST - 0 TRS at retrieval

This department lists no tenured faculty at retrieval (verified on the department and school pages).

Department of History (IONIO) - HIST - 0 TRS at retrieval

This department lists no tenured faculty at retrieval (verified on the department and school pages).

Department of History and Theory of Art (ASFA) - HIST - 0 TRS at retrieval

This department lists no tenured faculty at retrieval (verified on the department and school pages).

5F. External ranking systems: every faculty member found (Top 2% career list, Research.com)

Table 16 lists every member present in at least one of the two systems - 2 members in total - with the value on which each system ranks them; a dash marks a system in which the member is absent. 0 members appear in both. The members' own Google Scholar, OpenAlex and Semantic Scholar values are in Section 5E and are not repeated here.

Table 16. Faculty members in the Top 2% career list or in the Research.com Greece rankings: each system's ranking values.

Univ.	Department	Member	Area	Top 2%	Top 2% rank (ns) / c	Top 2% field	Research.com	RC nat. rank / D-index	RC discipline
AUTH	School of History and Archaeology	Valamoti Soultana-Maria	HIST	yes	271,010 / 3.070	Archaeology	-	-	-
DUTH	Department of Primary Education	Kokkinos Konstantinos	EDU	yes	91,140 / 3.506	Education	-	-	-

Top 2% values are from the career-long list (August 2025 update, publications to end-2024, without self-citations); Research.com values are the best national rank and the highest D-index across the member's discipline lists, read 28 August 2026.

5G. The Greek faculty against Europe: the best unit per country in the Top 2% career list

Section 5D asked whether the Greek faculty appear in the global systems; this section asks how Greece's best compare with every other European country's best in the same disciplines. The workflow necessarily starts from the system's complete list, restricted to the Science-Metrix fields that cover humanities, arts and education - Communication & Textual Studies, Historical Studies, Philosophy & Theology, Visual & Performing Arts - and picks, for each of the 49 European countries considered (the 27 EU members and 22 non-EU states, including the transcontinental ones), the best-ranked faculty member by the system's own metric and the leading institution, defined as the one with the most listed scientists in those fields; the list records institutions, not departments. Research.com publishes national lists per discipline rather than a single cross-country ranking, so the Europe-wide comparison rests on the Top 2% career list, which is published as one global table and is therefore the system that supports a like-for-like country comparison.

Greece's position (Figure 29): with 6 scientists in the humanities, historical, philosophical and arts fields of the Top 2% career list, Greece stands 15th of the 26 European countries with at least one listed scientist; its best-ranked scientist (Buikstra, Jane Ellen, American School of Classical Studies at Athens, rank 73476, c = 3.58) places the country 15th on the best c-score, and its leading institution (American School of Classical Studies at Athens) has 2 listed scientists. Table 17 gives every country's best units; Figures 30 and 31 the country comparisons and the distances from Greece.

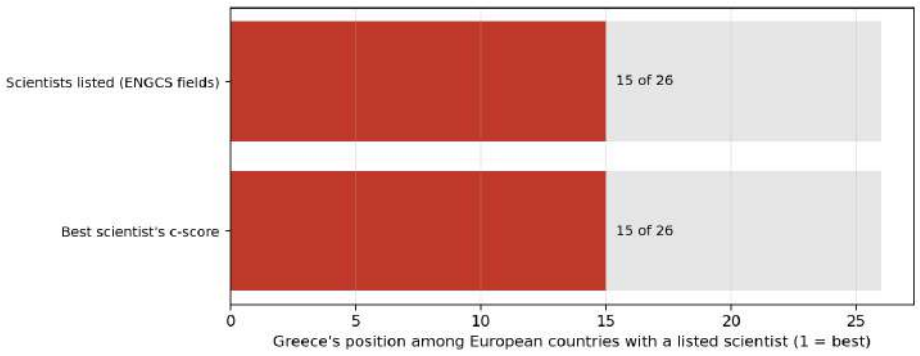

Figure 29. Greece's position among the European countries on the two country-level metrics of the Top 2% career list restricted to the humanities, historical, philosophical and arts fields (red = Greece).

Table 17. World's Top 2% Scientists, career-long list, humanities, historical, philosophical and arts fields: scientists listed, best-ranked scientist and leading institution per European country (49 countries; August 2025 update, values without self-citations).

Country	EU	Listed	Best-ranked scientist	Institution	Rank (ns)	c-score	h24	Subfield	Leading institution (n listed)
United Kingdom	-	696	Hyland, Ken	University of East Anglia	1,258	4.592	64	Languages & Linguistics	University of Oxford (54)
Germany	EU	90	Bennett, W. Lance	Weizenbaum Institute for the Networked S	9,233	4.176	40	Communication & Media Studies	Freie Universität Berlin (7)
Netherlands	EU	72	Blommaert, Jan	Tilburg University	5,952	4.276	43	Languages & Linguistics	Universiteit van Amsterdam (18)
France	EU	36	Fassin, Didier	École des Hautes Études en Sciences Soci	10,410	4.146	36	Anthropology	CNRS Centre National de la Recherche Scientifique (4)
Spain	EU	33	Dijk van, Teun A.	Centre of Discourse Studies	4,347	4.345	39	Languages & Linguistics	Universidad del Pais Vasco (4)
Belgium	EU	27	Granger, Sylviane	Université Catholique de Louvain	52,532	3.693	31	Languages & Linguistics	KU Leuven (11)
Sweden	EU	25	Hansson, Sven Ove	The Royal Institute of Technology (KTH)	22,023	3.950	39	Philosophy	Stockholms universitet (5)
Norway	-	22	Borg, Simon	Arts and Sports	26,137	3.902	30	Languages & Linguistics	Universitetet i Oslo (7)
Switzerland	-	19	Hargittai, Eszter	Universität Zürich	6,314	4.263	52	Communication & Media Studies	Universität Zürich (6)
Austria	EU	17	Wodak, Ruth	Central European University	8,207	4.204	50	Languages & Linguistics	Universität Wien (12)
Italy	EU	17	Mancini, Paolo	Università degli Studi di Perugia	119,239	3.406	19	Communication & Media Studies	Sapienza Università di Roma (3)
Denmark	EU	16	Zahavi, Dan	Københavns Universitet	22,487	3.944	37	Philosophy	Aarhus Universitet (5)
Finland	EU	11	Peräkylä, Anssi	Helsingin Yliopisto	72,031	3.588	32	Languages & Linguistics	Helsingin Yliopisto (7)
Ireland	EU	8	Ó Gráda, Cormac Ó.	University College Dublin	123,748	3.392	25	History of Social Sciences	University of Galway (2)
Greece	EU	6	Buikstra, Jane Ellen	American School of Classical Studies at	73,476	3.581	41	Anthropology	American School of Classical Studies at Athens (2)
Estonia	EU	4	Carpentier, Nico	Tallinna Ülikool	114,564	3.421	22	Communication & Media Studies	Tallinna Ülikool (2)
Portugal	EU	4	Zilhạo, João	Faculdade de Letras da Universidade de L	49,378	3.713	36	Archaeology	Faculdade de Letras da Universidade de Lisboa (2)
Russia	-	4	Derevyanko, A. P.	Institute of Archaeology and Ethnography	257,841	3.092	28	Archaeology	HSE University (2)
Czechia	EU	3	Brůžek, Jaroslav	Charles University	130,498	3.372	24	Anthropology	Academy of Sciences of the Czech Republic (1)
Hungary	EU	3	Kövecses, Zoltán	Eötvös Loránd Tudományegyetem	45,209	3.741	24	Languages & Linguistics	Eötvös Loránd Tudományegyetem (2)
Poland	EU	3	Wojcieszak, Magdalena Elzbieta	University of Warsaw	89,677	3.512	29	Communication & Media Studies	University of Lodz (1)
Turkey	-	3	Pamuk, Şevket	Boğaziçi Üniversitesi	168,124	3.272	18	History of Social Sciences	Boğaziçi Üniversitesi (1)
Iceland	-	2	Lucas, Gavin	Haskoli Islands	161,025	3.290	16	Archaeology	Haskoli Islands (2)
Bosnia and Herzegovina	-	1	Jansen, Stef	Univerzitet u Sarajevu	121,153	3.400	22	Anthropology	Univerzitet u Sarajevu (1)
Cyprus	EU	1	Rehren, Thilo H.	The Cyprus Institute	135,051	3.359	32	Archaeology	The Cyprus Institute (1)
Romania	EU	1	Moretti, Franco	Universitatea Lucian Blaga din Sibiu	545,269	2.748	8	Literary Studies	Universitatea Lucian Blaga din Sibiu (1)
Albania	-	0	-	-	-	-	-	-	-
Andorra	-	0	-	-	-	-	-	-	-
Armenia	-	0	-	-	-	-	-	-	-
Azerbaijan	-	0	-	-	-	-	-	-	-
Belarus	-	0	-	-	-	-	-	-	-
Bulgaria	EU	0	-	-	-	-	-	-	-
Croatia	EU	0	-	-	-	-	-	-	-
Georgia	-	0	-	-	-	-	-	-	-
Kosovo	-	0	-	-	-	-	-	-	-
Latvia	EU	0	-	-	-	-	-	-	-
Liechtenstein	-	0	-	-	-	-	-	-	-
Lithuania	EU	0	-	-	-	-	-	-	-
Luxembourg	EU	0	-	-	-	-	-	-	-
Malta	EU	0	-	-	-	-	-	-	-
Moldova	-	0	-	-	-	-	-	-	-
Monaco	-	0	-	-	-	-	-	-	-
Montenegro	-	0	-	-	-	-	-	-	-
North Macedonia	-	0	-	-	-	-	-	-	-
San Marino	-	0	-	-	-	-	-	-	-
Serbia	-	0	-	-	-	-	-	-	-
Slovakia	EU	0	-	-	-	-	-	-	-
Slovenia	EU	0	-	-	-	-	-	-	-
Ukraine	-	0	-	-	-	-	-	-	-

Source: Ioannidis (2025), August 2025 update (v8), career-long list, fields Communication & Textual Studies, Historical Studies, Philosophy & Theology, Visual & Performing Arts. '-' = no scientist of the country in those fields.

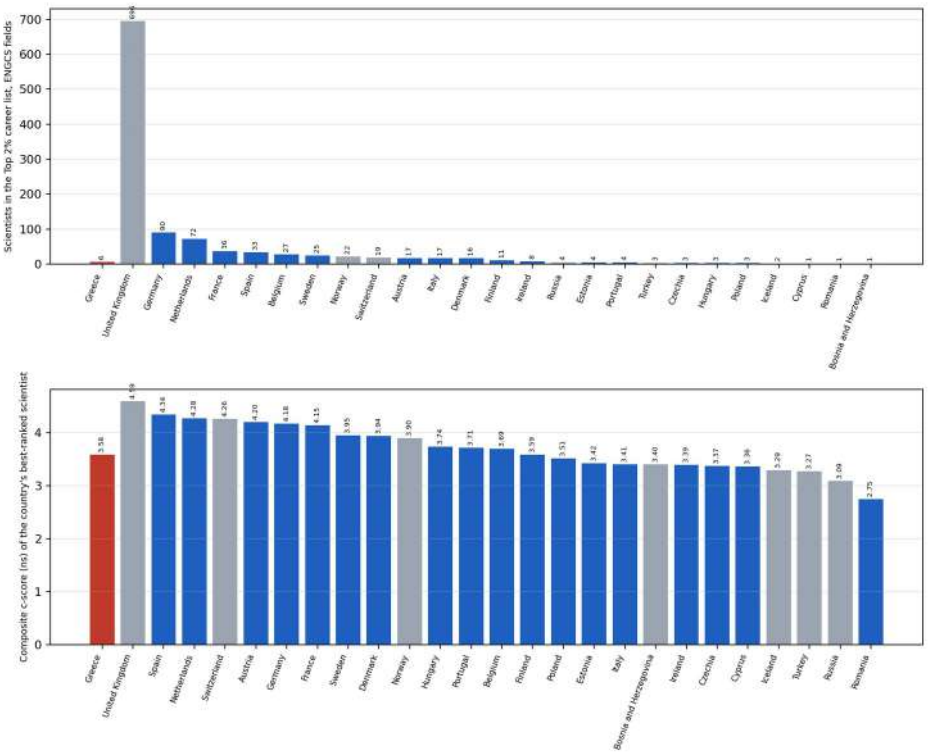

Figure 30. Top 2% career list, humanities, historical, philosophical and arts fields: scientists listed per European country (top) and the composite c-score of each country's best-ranked scientist (bottom).

Figure 31 expresses the same comparison as distances from Greece, in the units of the system's own metric: for every country the c-score of its best scientist minus the Greek value, Greece at zero. 14 countries' best scientists score above Greece's best (3.58) and 11 below.

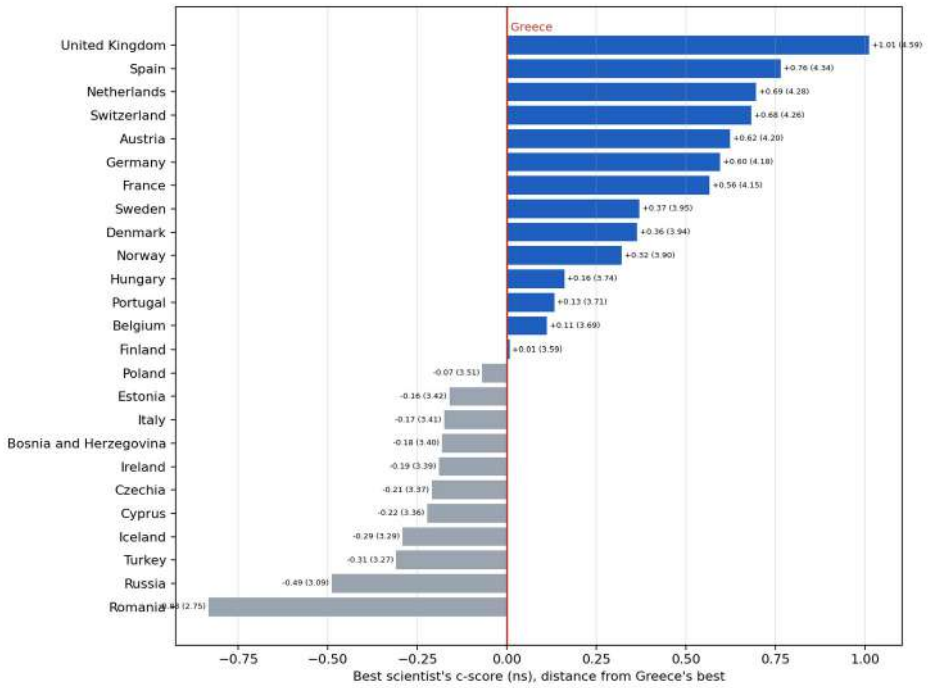

Figure 31. Distance of each country's best-ranked scientist from Greece's, on the Top 2% composite c-score (ns), humanities, historical, philosophical and arts fields. Greece at zero; blue = above Greece, orange = below.

6. Discussion

6A. Altanopoulou, Dontsidou & Tselios (2012) ranking methodology

Three properties of the author-level design are confirmed on the new sources and window. First, dispersion: within each multi-department area the mean 2012-2025 h of departments differs by a factor of 8.5 in Philology, literature and linguistics, 2.4 in Education and pedagogy, 11.2 in Music, drama, fine and applied arts, 3.2 in Philosophy and theology, 1.8 in Physical education and sport science, 1.1 in History, archaeology and ethnology, the same order of magnitude as the spreads the design has produced in every field where it has been applied. Second, the public-reporting variable keeps its sign in 2 of the 6 testable areas on the 2026 operationalisation and is significant in 1 (Section 5A.4). Third, the design is inherently individual: the department means of Table 4 are driven by a minority of members - across the areas the top decile of academics accounts for 59% of all 2012-2025 citations - which is why the individual ranking of Section 5A.5 is a disaggregation rather than a new measurement. The lifetime run (Tables 4l-4v) reproduces the exact 2012 design and yields higher levels with a similar ordering, and the two open sources reproduce the ordering of the departments, though not of individuals, to a similar degree (Section 5C).

6B. Koukoutsidis (2022) ranking methodology

The department-level design again shows its two indicators disagreeing systematically: citations per member rewards small, loosely co-authoring departments and citations per paper does not; across the 46 departments evaluated under both designs the two design-B indicators correlate with the design-A mean h at rho = 0.88 and 0.89 respectively. The binding constraint of the 2022 study - the identifier roster - was the binding constraint here too: 580 of the 1,035 members have no public Google Scholar profile and 52 are matched at low confidence, groups whose size varies widely across areas and departments, so the matched share itself is reported per department throughout. Design B absorbs this constraint by construction: every TRS member counts in the denominator, so a department cannot improve its position by the invisibility of its members.

6C. Joint discussion: the two designs, the three sources and the global ranking systems

Across the 46 departments evaluated under both designs, the Spearman correlation between the design-A mean h and the design-B citations per member is 0.88 and between mean h and citations per paper 0.89. The designs agree on the extremes and disagree in the middle, where the union rule of design B (which discounts intra-departmental co-authorship) and the mean rule of design A (which weights every member equally, but only the matched ones) pull in different directions - and in this field the matched share itself varies across departments, a third source of divergence; in education research and sport science multi-authored international papers add a fourth, since a single such article enters every co-authoring member's record. The result sharpens the conclusion of both original studies: a department's rank in the Greek humanities, arts and education is as much a property of the instrument as of the department, and a defensible assessment needs both designs and the individual distributions behind the departmental means, which this chapter makes available for every evaluated faculty member.

The remaining layers bound and situate this two-design result rather than alter it. The departmental orderings survive the change of instrument: the mean 2012-2025 h per department under Google Scholar correlates with the OpenAlex ordering at rho = 0.52 and with the Semantic Scholar ordering at rho = 0.47 (Section 5C), while individual positions move considerably more, which is why the complete per-member layer of Section 5E reports the three sources side by side. The two global ranking systems reach only the top of that layer - 2 members in the Top 2% career list and 0 in the Research.com Greece rankings, with an overlap of 0 (Sections 5D and 5F) - the Research.com side being structurally thin because only one of its Greek discipline lists touches these areas at all. The Europe-wide comparison places this in proportion: Greece stands 15th of 26 European countries on the number of listed scientists in the humanities, historical, philosophical and arts fields and 15th on the c-score of its best-ranked scientist (Section 5G).

7. Conclusions

7A. Altanopoulou, Dontsidou & Tselios (2012) ranking methodology

The 2012 design remains executable in 2026 with two substantive adaptations - an explicit publication window and a public research profile in place of website reporting - and one retrieval substitution. The author-level design was applied to the Greek education departments in 2011 but to no other part of this scope, so Section 5A stands as its first application to the Greek humanities, arts and education taken as a whole; the 2012-2025 execution covers the tenured faculty of the whole scope, and its natural extension, the ranking of every academic within department, university, area and nation-wide, is delivered.

7B. Koukoutsidis (2022) ranking methodology

The 2022 design is executed for humanities, arts and education for 2012-2025 on an open source with a reconstructed identifier roster, with both of its rankings and figures, and its own 2017-2021 panel is reproduced as the baseline (Section 5B.1). Once the roster exists, annual updates are cheap - the original author's main policy argument - and the 2022 funding regulation has made them pressing for Greek universities.

7C. Overall conclusion

Both designs point to the same facts - large dispersion between same-discipline departments and instrument-dependent rankings - and their individual extensions show where the departmental means come from. Executing design A on its original instrument and both designs on two open sources limits numerical comparability across instruments but makes the whole exercise reproducible, which neither original could offer; the agreement among Google Scholar, OpenAlex and Semantic Scholar at department level shows that the departmental orderings, unlike the levels and the individual positions, are not an artefact of the source chosen - a check that matters most in precisely this field, where Google Scholar adoption is a minority practice and Semantic Scholar, not Google Scholar, attains the widest coverage of the roster.

Beyond the two replicated designs, the chapter delivers the layers a complete bibliometric assessment of these disciplines needs: the same rankings under two further sources (Section 5C and Appendices C-D), the complete per-faculty-member results with the three sources side by side (Section 5E), the position of every member found in two global ranking systems (Sections 5D and 5F), and the standing of the best Greek scientist and institution against every European country (Section 5G). Read together, these layers give a consistent picture - departmental orderings that are robust to the instrument, individual positions that are not, a substantial top layer in the Top 2% career list, and a mid-field standing in Europe - which any funding or evaluation exercise built on bibliometrics for these departments will have to accommodate.

8. Research integrity, limitations, data availability and reproducibility

- Every number in Table 3 is taken from the cited published source (Pitsolanti, Papadopoulou & Tselios, 2018) and every number in Table 10 from Koukoutsidis (2022, Appendix B).
- Limitations. (i) Coverage: Google Scholar values exist only for members who maintain a public profile; OpenAlex and Semantic Scholar values depend on each database’s own author disambiguation. Every table names its source and the number of members it covers. (ii) The roster reflects the department websites of late August 2026, which lag appointments and retirements. (iii) Attribution: common Greek surnames and research-institute co-affiliations complicate matching; every match carries a confidence flag and Appendix B lists every member whose attribution is not high-confidence. (iv) Field norms: citation cultures differ sharply across this volume's own areas - multi-authored international papers in education research and sport science against the low-citation norms of philology, history and philosophy - so no number is comparable across areas or volumes, only within an area.
- Individual-level results concern public professional output and are reported with the same granularity as the global ranking systems. The two original studies reported department aggregates only; the individual extension is this chapter's, and every individual value is traceable to the member's own public profile or to the open bibliographic graphs.
- Companion files: the three results workbooks (Google Scholar; OpenAlex; Semantic Scholar), roster.csv, the department inventory, the design-B baseline table, the per-member CSVs with all ranks, the external-rankings extracts and the Europe country table can be obtained per field on request through greekacademicrankings.com/data-request. Access is free and granted to a named recipient for research use: each request is read individually, and an approved requester receives a single-use download link for the field or fields granted. The bundle is the machine-readable form of every table in this chapter, with a README stating contents, provenance and licence terms. The raw harvest records and the harvesting and analysis pipeline are held privately and licensed case by case, to institutions and researchers with a specific replication or methodological purpose. All data, code and text are the responsibility of the author.

References

Altanopoulou, P., Dontsidou, M., & Tselios, N. (2012). Evaluation of ninety-three major Greek university departments using Google Scholar. Quality in Higher Education, 18(1), 111-137.

Aria, M., & Cuccurullo, C. (2017). bibliometrix: An R-tool for comprehensive science mapping analysis. Journal of Informetrics, 11(4), 959-975.

Bartneck, C., & Kokkelmans, S. (2011). Detecting h-index manipulation through self-citation analysis. Scientometrics, 87(1), 85-98.

Batista, P. D., Campiteli, M. G., Kinouchi, O., & Martinez, A. S. (2006). Is it possible to compare researchers with different scientific interests? Scientometrics, 68(1), 179-189.

Egghe, L. (2006). Theory and practise of the g-index. Scientometrics, 69(1), 131-152.

Glänzel, W. (2006). On the opportunities and limitations of the H-index. Science Focus, 1(1), 10-11.

Harzing, A.-W. (2008). Google Scholar: a new data source for citation analysis. harzing.com.

Harzing, A.-W., & Alakangas, S. (2016). Google Scholar, Scopus and the Web of Science: a longitudinal and cross-disciplinary comparison. Scientometrics, 106(2), 787-804.

Hellenic Republic (2022). Definition of criteria, quality indicators and achievements for the distribution of the annual subsidisation of higher education institutions. Official Journal B 3131/20.06.2022.

Hirsch, J. E. (2005). An index to quantify an individual's scientific research output. PNAS, 102(46), 16569-16572.

Ioannidis, J. P. A. (2025). August 2025 data-update for 'Updated science-wide author databases of standardized citation indicators'. Elsevier Data Repository, V8. doi:10.17632/btchxktzyw.8.

Ioannidis, J. P. A., Baas, J., Klavans, R., & Boyack, K. W. (2019). A standardized citation metrics author database annotated for scientific field. PLoS Biology, 17(8), e3000384.

Jacso, P. (2005). Google Scholar: the pros and the cons. Online Information Review, 29(2), 208-214.

Jacso, P. (2006). Deflated, inflated, and phantom citation counts. Online Information Review, 30(3), 297-309.

Kinney, R., et al. (2023). The Semantic Scholar Open Data Platform. arXiv:2301.10140.

Kotsemir, M., & Shashnov, S. (2017). Measuring, analysis and visualization of research capacity of university at the level of departments and staff members. Scientometrics, 112(3), 1659-1689.

Koukoutsidis, I. (2022). Department-level comparison of universities' scientific output: A bibliometric study of Greek universities. arXiv:2212.12032.

Krampen, G. (2008). The evaluation of university departments and their scientists. Scientometrics, 76(1), 3-21.

Mann, H. B., & Whitney, D. R. (1947). On a test of whether one of two random variables is stochastically larger than the other. Annals of Mathematical Statistics, 18(1), 50-60.

Martín-Martín, A., Orduna-Malea, E., Thelwall, M., & Delgado López-Cózar, E. (2018). Google Scholar, Web of Science, and Scopus: A systematic comparison of citations in 252 subject categories. Journal of Informetrics, 12(4), 1160-1177.

Martín-Martín, A., Thelwall, M., Orduna-Malea, E., & Delgado López-Cózar, E. (2021). Google Scholar, Microsoft Academic, Scopus, Dimensions, Web of Science, and OpenCitations' COCI: a multidisciplinary comparison of coverage via citations. Scientometrics, 126(1), 871-906.

Pitsolanti, M., Papadopoulou, F., & Tselios, N. (2018). A scientometric evaluation of 50 Greek science and engineering university departments using Google Scholar. Journal of Scientometric Research, 7(1), 9-18.

Priem, J., Piwowar, H., & Orr, R. (2022). OpenAlex: A fully-open index of scholarly works, authors, venues, institutions, and concepts. arXiv:2205.01833.

Research.com (2026). Best Scientists rankings by discipline and country (Greece), 2026 edition. research.com/scientists-rankings.

Rose, M. E., & Kitchin, J. R. (2019). pybliometrics: Scriptable bibliometrics using a Python interface to Scopus. SoftwareX, 10, 100263.

Schreiber, M. (2007). Self-citation corrections for the Hirsch index. EPL, 78(3), 30002.

Tselios, N., & Altanopoulou, P. (2011). Evaluation of Greek education university departments using Google Scholar's h index. 2nd Panhellenic Conference on ICT in Education, Patras, 867-876 [in Greek].

Vanclay, J. K. (2007). On the robustness of the h-index. JASIST, 58(10), 1547-1550.

Zimmermann, C. (2013). Academic rankings with RePEc. Econometrics, 1(3), 249-280.

** Corresponding author. This chapter is part of the series "Academic Rankings of Greek University Departments and their Faculty" (v2026.1). Field volume 6 of 7: Humanities, Arts & Education.*

Appendices

Appendix A. Department inventory and roster sources (2026)

Univ.	Department (2026 name)	Area	TRS 2026	Roster source (26-30 Aug 2026)
AUTH	School of English Language and Literature	PHILOL	24	https://www.enl.auth.gr/personnelFiltered.asp?Id=1
AUTH	School of German Language and Literature	PHILOL	19	https://www.del.auth.gr/el/prosopiko/prosopiko
AUTH	School of Italian Language and Literature	PHILOL	16	https://www.itl.auth.gr/dp9it/el/list-profiles-faculty-membe
DUTH	Department of Greek	PHILOL	20	https://helit.duth.gr/prosopiko/dep-3/
DUTH	Department of Languages, Literature and Culture of Black Sea Countries	PHILOL	14	https://bscc.duth.gr/prosopiko/dep-2/
HOU	School of Humanities	PHILOL	15	https://www.eap.gr/contact/meli-dep/
NKUA	Department of English Language and Literature	PHILOL	25	https://www.enl.uoa.gr/dep_tomea_glossas_glossologias
NKUA	Department of German Language and Literature	PHILOL	1	https://www.gs.uoa.gr/tmima/anthropino_dynamiko/meli_dep_did
NKUA	Department of Italian Language and Literature	PHILOL	10	https://www.ill.uoa.gr/anthropino_dynamiko/meli_dep
NKUA	Department of Philology	PHILOL	50	https://www.phil.uoa.gr/to_tmima/meli_toy_tmimatos/meli_dep
NKUA	Department of Russian Language and Literature and Slavic Studies	PHILOL	7	https://www.slavstud.uoa.gr/anthropino_dynamiko/meli_dep
UPatras	Department of Philology	PHILOL	4	https://philology.upatras.gr/meli-dep/
UoM	Department of Balkan, Slavic and Oriental Studies	PHILOL	33	https://www.uom.gr/bso/akadhmaiko-prosopiko
UoP	Department of Philology	PHILOL	15	https://phil.uop.gr/department-staff
AUTH	School of Primary Education	EDU	29	https://eled.auth.gr/about/departments/dept-of-social-and-cu
DUTH	Department of Primary Education	EDU	17	https://eled.duth.gr/προσωπικό/dep-2/
IHU	Department of Early Childhood Education and Care	EDU	13	https://ecec.ihu.gr/staff
NKUA	Department of Educational Studies	EDU	17	https://www.eds.uoa.gr/anthropino_dynamiko/meli_dep
UAegean	Department of Pre-school Education and Educational Design	EDU	5	https://www.pse.aegean.gr/faculty/
UNIWA	Department of Early Childhood Care and Education	EDU	16	https://ecec.uniwa.gr/profiles/faculty/
UThessaly	Department of Early Childhood Education	EDU	23	https://ece.uth.gr/proswpiko/meli-dep/
UoC	Department of Preschool Education	EDU	24	https://ptpe.edc.uoc.gr/el/didaktiko-ereynitiko-prosopiko-de
UoC	Department of Primary Education	EDU	27	https://ptde.edc.uoc.gr/el/anthropino-dynamiko/dep-el
UoI	Department of Early Childhood Education	EDU	26	https://ecedu.uoi.gr/faculty/
UoI	Department of Primary Education	EDU	21	https://ptde.uoi.gr/meli-dep/
UoWM	Department of Early Childhood Education	EDU	14	https://nured.uowm.gr/didaktiko-erevnitiko-prosopiko-d-e-p/
AUTH	School of Drama	ARTS	13	https://www.thea.auth.gr/staff/
AUTH	School of Film	ARTS	18	https://www.film.auth.gr/%cf%80%cf%81%ce%bf%cf%83%cf%89%cf%8
AUTH	School of Music Studies	ARTS	15	https://mus.auth.gr/tmima/prosopiko/
AUTH	School of Visual and Applied Arts	ARTS	20	https://www.vis.auth.gr/tmhma/prosopiko/
HOU	School of Applied Arts and Sustainable Design	ARTS	7	https://www.eap.gr/contact/meli-dep/
IONIO	Department of Music Studies	ARTS	28	https://music.ionio.gr/gr/staff/professors/
NKUA	Department of Music Studies	ARTS	21	https://www.music.uoa.gr/anthropino_dynamiko/meli_dep/aggeli
NKUA	Department of Theatre Studies	ARTS	14	https://www.theatre.uoa.gr/anthropino_dynamiko/meli_dep/alto
UNIWA	Department of Conservation of Antiquities and Works of Art	ARTS	16	https://cons.uniwa.gr/profiles/faculty/
UNIWA	Department of Graphic Design and Visual Communication	ARTS	16	https://gd.uniwa.gr/profiles/faculty/
UNIWA	Department of Interior Architecture	ARTS	14	https://ia.uniwa.gr/profiles/faculty/
UoI	Department of Architecture	ARTS	16	https://architecture.uoi.gr/prosopiko/
UoP	Department of Performing and Digital Arts	ARTS	10	https://pda.uop.gr/department-staff
UoP	Department of Theatre Studies	ARTS	13	https://ts.uop.gr/department-staff
AUTH	School of Philosophy and Education	PHILTH	23	https://www.edlit.auth.gr/prosopiko/achilleas-papadimitriou/
AUTH	School of Social Theology and Christian Culture	PHILTH	30	https://www.auth.gr/search-people/ (unit=Κοινωνικής Θεολογία
AUTH	School of Theology	PHILTH	30	https://www.auth.gr/search-people/ (unit=Θεολογίας, faculty,
NKUA	Department of History and Philosophy of Science	PHILTH	24	https://www.phs.uoa.gr/prosopiko/kathigites_/_kathigitries_d
UPatras	Department of Philosophy	PHILTH	23	https://philosophy.upatras.gr/prosopiko/meli-dep/
AUTH	School of Physical Education and Sports Science	SPORT	35	https://www.phed.auth.gr/προσωπικό/μέλη-δεπ
AUTH	School of Physical Education and Sports Science (Serres)	SPORT	27	https://phed-sr.auth.gr/προσωπικό/μέλη-δεπ
NKUA	School of Physical Education and Sport Science	SPORT	48	https://www.phed.uoa.gr/anthropino_dynamiko/meli_dep
UoP	Department of Sport Management	SPORT	13	https://sportmanagement.uop.gr/department-staff
AUTH	School of History and Archaeology	HIST	41	https://www.auth.gr/search-people/ (unit=Ιστορίας και Αρχαιο
NKUA	Department of History and Archaeology	HIST	35	https://www.arch.uoa.gr/tmima/didaktiko_prosopiko
UoP	Department of Social and Education Policy	SOC	(20)	capture pending (Section 8)

Appendix B. Attribution audit: match confidence and unmatched members

Google Scholar: of the 1,035 roster members, 377 hold a public profile verified at their university, 26 a profile with a full-name match at another Greek address or without a verified address, 52 an initial-form profile only, and 580 no public profile. OpenAlex: 423 / 0 / 0 matched at the three confidence levels, 501 unmatched. Semantic Scholar: 147 / 346 / 221, 321 unmatched. Table B1 lists every member whose Google Scholar attribution is unmatched, low or medium, with the member's status in the two open sources.

Table B1. Members whose Google Scholar attribution is unmatched, low or medium (658 members), with their status in OpenAlex and Semantic Scholar.

Univ.	Department	Member	Grade	GS conf.	OA conf.	S2 conf.
AUTH	School of Drama	Christina Chatzivasileiou	Asst.	unmatched	unmatched	unmatched
AUTH	School of Drama	Christos Stylianou	Asst.	unmatched	unmatched	unmatched
AUTH	School of Drama	Chrysa Mantaka	Assoc.	unmatched	unmatched	unmatched
AUTH	School of Drama	Damianos Konstantinidis	Prof.	unmatched	unmatched	medium
AUTH	School of Drama	Eleni Papazoglou	Prof.	unmatched	high	unmatched
AUTH	School of Drama	Glykeria Kalaitzi	Asst.	unmatched	unmatched	unmatched

Univ.	Department	Member	Grade	GS conf.	OA conf.	S2 conf.
AUTH	School of Drama	Ioulia Pipinia	Assoc.	unmatched	high	unmatched
AUTH	School of Drama	Konstantina Ritsatou	Prof.	unmatched	unmatched	unmatched
AUTH	School of Drama	Maria Athanasopoulou	Prof.	unmatched	unmatched	unmatched
AUTH	School of Drama	Maria Kechagioglou	Assoc.	unmatched	unmatched	unmatched
AUTH	School of Drama	Marisia Fragkou	Asst.	unmatched	unmatched	unmatched
AUTH	School of Drama	Platon Mavromoustakos	Prof.	medium	unmatched	unmatched
AUTH	School of Drama	Thomas Moschopoulos	Asst.	unmatched	unmatched	unmatched
AUTH	School of English Language and Literature	Asimakopoulos Stavros	Assoc.	medium	unmatched	low
AUTH	School of English Language and Literature	Asimakoulas Dimitrios	Assoc.	unmatched	unmatched	unmatched
AUTH	School of English Language and Literature	Botonaki Efi	Asst.	unmatched	unmatched	unmatched
AUTH	School of English Language and Literature	Dakari Virginia	Asst.	unmatched	unmatched	high
AUTH	School of English Language and Literature	Desylla Louiza	Asst.	unmatched	unmatched	high
AUTH	School of English Language and Literature	Detsi Zoi	Prof.	unmatched	unmatched	high
AUTH	School of English Language and Literature	Georgakopoulos Athanasios	Asst.	unmatched	unmatched	low
AUTH	School of English Language and Literature	Giannopoulou Evthymia	Assoc.	unmatched	unmatched	low
AUTH	School of English Language and Literature	Kitsi-Mytakou Aikaterini	Prof.	unmatched	unmatched	unmatched
AUTH	School of English Language and Literature	Matthaioudaki Marina	Prof.	unmatched	unmatched	high
AUTH	School of English Language and Literature	Nikolaidou Aikaterini	Prof.	unmatched	unmatched	low
AUTH	School of English Language and Literature	Rapatzikou Tatiani	Prof.	low	high	high
AUTH	School of English Language and Literature	Topintzi Ioanna (Nina)	Prof.	low	unmatched	high
AUTH	School of Film	Bouska Penny	Asst.	unmatched	unmatched	low
AUTH	School of Film	Chatzis Evthymis	Asst.	unmatched	unmatched	unmatched
AUTH	School of Film	Gousios Christos A.	Assoc.	unmatched	unmatched	medium
AUTH	School of Film	Iosifelis Panagiotis	Prof.	unmatched	unmatched	unmatched
AUTH	School of Film	Kaklamanidou Despoina	Prof.	unmatched	high	high
AUTH	School of Film	Karakasis Apostolos	Prof.	unmatched	unmatched	medium
AUTH	School of Film	Kefalas Kostas	Assoc.	unmatched	unmatched	low
AUTH	School of Film	Kolaxizis Ioannis	Prof.	unmatched	high	high
AUTH	School of Film	Koutsiampasakos Dimitris	Prof.	unmatched	unmatched	unmatched
AUTH	School of Film	Maroudas Ioannis	Asst.	unmatched	unmatched	low
AUTH	School of Film	Papadimitriou Thodoris	Asst.	unmatched	unmatched	unmatched
AUTH	School of Film	Pragmatikotita Kai Epavximeni-Eikoniki-Meikti	Assoc.	unmatched	unmatched	unmatched
AUTH	School of Film	Salapatas Panagiotis	Prof.	unmatched	unmatched	unmatched
AUTH	School of Film	Thanouli Elevtheria	Prof.	unmatched	unmatched	medium
AUTH	School of Film	Theodoropoulos Dimitris	Prof.	unmatched	unmatched	high
AUTH	School of German Language and Literature	Bezantakou Olga	Asst.	unmatched	unmatched	medium
AUTH	School of German Language and Literature	Delianidou Simela	Assoc.	unmatched	high	high
AUTH	School of German Language and Literature	Georgopoulou Eleni	Assoc.	low	high	medium
AUTH	School of German Language and Literature	Giouli Paraskevi	Asst.	unmatched	unmatched	unmatched
AUTH	School of German Language and Literature	Kalaitzi Eleni	Asst.	low	unmatched	low
AUTH	School of German Language and Literature	Karagiannidou Evangelia	Prof.	unmatched	unmatched	medium
AUTH	School of German Language and Literature	Oikonomou Maria	Prof.	medium	unmatched	medium
AUTH	School of German Language and Literature	Papadopoulou CHaris-΄Olga	Prof.	unmatched	unmatched	medium
AUTH	School of German Language and Literature	Rasidaki Alexandra	Prof.	unmatched	unmatched	low
AUTH	School of German Language and Literature	Tsokaktsidou Dimitra	Assoc.	unmatched	unmatched	medium
AUTH	School of German Language and Literature	Videnmaier Anthi	Assoc.	unmatched	unmatched	unmatched
AUTH	School of German Language and Literature	Zachou Aikaterini	Asst.	unmatched	unmatched	low
AUTH	School of History and Archaeology	Androudis Paschalis	Assoc.	unmatched	high	medium
AUTH	School of History and Archaeology	Angelopoulos Georgios	Assoc.	unmatched	high	medium
AUTH	School of History and Archaeology	Antoniou Georgios	Asst.	unmatched	high	medium
AUTH	School of History and Archaeology	Chasiotis Loukianos	Prof.	unmatched	unmatched	unmatched
AUTH	School of History and Archaeology	Chatziantoniou Elissavet	Asst.	unmatched	unmatched	high
AUTH	School of History and Archaeology	Chatzikyriakidis Kyriakos	Asst.	unmatched	unmatched	high
AUTH	School of History and Archaeology	Dinou Maria	Asst.	unmatched	unmatched	low
AUTH	School of History and Archaeology	Dordanas Evstratios	Assoc.	unmatched	unmatched	unmatched
AUTH	School of History and Archaeology	Gkotsi Charikleia Glavki	Asst.	unmatched	unmatched	unmatched
AUTH	School of History and Archaeology	Kantirea Maria	Assoc.	unmatched	high	high
AUTH	School of History and Archaeology	Karvonis Pavlos Stylianos	Asst.	unmatched	unmatched	medium
AUTH	School of History and Archaeology	Kotzageorgis Fokion	Prof.	low	unmatched	medium
AUTH	School of History and Archaeology	Kyriakou Athanasia	Asst.	low	high	low
AUTH	School of History and Archaeology	Leveniotis Georgios	Asst.	unmatched	unmatched	medium
AUTH	School of History and Archaeology	Liapi Eleni	Asst.	medium	unmatched	medium
AUTH	School of History and Archaeology	Manta Elevtheria	Assoc.	unmatched	unmatched	low
AUTH	School of History and Archaeology	Paisidou Melachroini	Prof.	unmatched	unmatched	medium
AUTH	School of History and Archaeology	Papadaki Eirini	Asst.	unmatched	unmatched	low
AUTH	School of History and Archaeology	Papadopoulou Pagona	Assoc.	unmatched	unmatched	unmatched
AUTH	School of History and Archaeology	Papagianni Eleni	Prof.	unmatched	high	medium
AUTH	School of History and Archaeology	Papastamatiou Dimitrios	Asst.	unmatched	unmatched	low
AUTH	School of History and Archaeology	Pegklidou Athina	Asst.	unmatched	unmatched	unmatched
AUTH	School of History and Archaeology	Semoglou Athanasios	Prof.	unmatched	unmatched	medium
AUTH	School of History and Archaeology	Sfikas Athanasios	Prof.	unmatched	unmatched	low
AUTH	School of History and Archaeology	Sverkos Ilias	Assoc.	unmatched	unmatched	medium
AUTH	School of History and Archaeology	Tounta Eleni	Prof.	unmatched	high	medium
AUTH	School of History and Archaeology	Triantafyllou Sevasti	Prof.	unmatched	high	low
AUTH	School of History and Archaeology	Vasileiou Alexandra Kyriaki	Prof.	unmatched	unmatched	low
AUTH	School of History and Archaeology	Vlachou Vasiliki	Asst.	unmatched	unmatched	low
AUTH	School of History and Archaeology	Zarra Iliana	Prof.	unmatched	unmatched	medium
AUTH	School of Italian Language and Literature	Birtachas Stathis	Prof.	unmatched	high	medium

Univ.	Department	Member	Grade	GS conf.	OA conf.	S2 conf.
AUTH	School of Italian Language and Literature	Boumpara Anta	Prof.	unmatched	unmatched	unmatched
AUTH	School of Italian Language and Literature	Evangelou Konstantina	Prof.	unmatched	high	medium
AUTH	School of Italian Language and Literature	Koutrakis Spyridon	Asst.	unmatched	unmatched	low
AUTH	School of Italian Language and Literature	Leontaridi Eleni	Prof.	low	high	medium
AUTH	School of Italian Language and Literature	Menelaou Elissavet	Asst.	unmatched	unmatched	medium
AUTH	School of Italian Language and Literature	Palaiologos Konstantinos	Prof.	unmatched	unmatched	medium
AUTH	School of Italian Language and Literature	Peramos Soler Natividad	Assoc.	unmatched	unmatched	low
AUTH	School of Italian Language and Literature	Spyridonidis Ilias	Asst.	unmatched	high	low
AUTH	School of Italian Language and Literature	Ypsilantis Giorgos	Prof.	unmatched	unmatched	low
AUTH	School of Italian Language and Literature	Zografidou Zozi	Prof.	unmatched	unmatched	high
AUTH	School of Music Studies	Ikoniadou Eleni	Assoc.	unmatched	unmatched	low
AUTH	School of Music Studies	Kampouropoulos Vasileios-Aimilios	Asst.	unmatched	high	high
AUTH	School of Music Studies	Kitsos Theodoros	Assoc.	unmatched	unmatched	low
AUTH	School of Music Studies	Lapidakis Michail	Assoc.	unmatched	unmatched	low
AUTH	School of Music Studies	Papageorgiou Dimitrios	Prof.	unmatched	high	medium
AUTH	School of Music Studies	Psaltopoulou Theodora	Prof.	unmatched	unmatched	low
AUTH	School of Music Studies	Stefanou Danai-Maria	Assoc.	unmatched	unmatched	unmatched
AUTH	School of Music Studies	Symeonidis Vladimiros	Prof.	unmatched	unmatched	low
AUTH	School of Music Studies	Tsougkras Konstantinos	Assoc.	unmatched	unmatched	high
AUTH	School of Music Studies	Zafranas Nikolaos	Prof.	unmatched	high	medium
AUTH	School of Philosophy and Education	Athanasakis Dimitrios	Assoc.	unmatched	unmatched	medium
AUTH	School of Philosophy and Education	Daskalaki Maria	Asst.	medium	unmatched	medium
AUTH	School of Philosophy and Education	Doikou Maro	Asst.	unmatched	unmatched	high
AUTH	School of Philosophy and Education	Dounavi Katerina	Assoc.	unmatched	high	low
AUTH	School of Philosophy and Education	Foukas Vasileios	Prof.	unmatched	unmatched	medium
AUTH	School of Philosophy and Education	Gkolitsis Pantelis	Assoc.	unmatched	unmatched	medium
AUTH	School of Philosophy and Education	Kokoris Dimitris	Prof.	unmatched	unmatched	low
AUTH	School of Philosophy and Education	Panteliadou Souzana	Prof.	unmatched	unmatched	high
AUTH	School of Philosophy and Education	Papadimitriou Achilleas	Asst.	unmatched	high	medium
AUTH	School of Philosophy and Education	Papadopoulou Vasiliki	Prof.	unmatched	high	high
AUTH	School of Philosophy and Education	Penolidis Theodoros	Prof.	unmatched	high	medium
AUTH	School of Philosophy and Education	Sapounidis Theodosis	Assoc.	unmatched	unmatched	high
AUTH	School of Philosophy and Education	Sarakinioti Antigoni	Asst.	low	unmatched	medium
AUTH	School of Philosophy and Education	Stampoulis, Charilaos	Asst.	unmatched	high	unmatched
AUTH	School of Philosophy and Education	Tsioumis Konstantinos	Prof.	unmatched	high	low
AUTH	School of Philosophy and Education	Zografidis Giorgos	Prof.	unmatched	high	medium
AUTH	School of Physical Education and Sports Science	Alexandris Konstantinos	Prof.	low	high	medium
AUTH	School of Physical Education and Sports Science	Anastasiou Athanasios	Prof.	unmatched	unmatched	medium
AUTH	School of Physical Education and Sports Science	Anyfanti Maria	Asst.	unmatched	high	medium
AUTH	School of Physical Education and Sports Science	Barkoukis Vasileios	Prof.	low	high	medium
AUTH	School of Physical Education and Sports Science	Chatzimanouil Dimitrios	Prof.	unmatched	unmatched	unmatched
AUTH	School of Physical Education and Sports Science	Chatzitaki Vasileia	Prof.	unmatched	unmatched	unmatched
AUTH	School of Physical Education and Sports Science	Chatzopoulos Dimitrios	Prof.	unmatched	high	low
AUTH	School of Physical Education and Sports Science	Daroglou Garyfallia	Asst.	unmatched	high	low
AUTH	School of Physical Education and Sports Science	Douka Styliani	Prof.	low	high	high
AUTH	School of Physical Education and Sports Science	Giannakos Athanasios	Prof.	unmatched	high	high
AUTH	School of Physical Education and Sports Science	Giatsis Georgios	Prof.	low	high	low
AUTH	School of Physical Education and Sports Science	Grouios Georgios	Prof.	unmatched	unmatched	medium
AUTH	School of Physical Education and Sports Science	Manou Vasiliki	Prof.	medium	high	medium
AUTH	School of Physical Education and Sports Science	Mylosis Dimitrios	Asst.	unmatched	unmatched	unmatched
AUTH	School of Physical Education and Sports Science	Papadopoulos Panagiotis	Asst.	unmatched	high	medium
AUTH	School of Physical Education and Sports Science	Stergiou Nikolaos	Prof.	unmatched	high	medium
AUTH	School of Physical Education and Sports Science	Terzidis Ioannis	Assoc.	unmatched	high	medium
AUTH	School of Physical Education and Sports Science	Tsimaras Vasileios	Prof.	unmatched	high	high
AUTH	School of Physical Education and Sports Science	Tsormpatzoudis Charalampos	Prof.	unmatched	high	medium
AUTH	School of Physical Education and Sports Science	Tzetzis Georgios	Prof.	low	high	low
AUTH	School of Physical Education and Sports Science (Serres)	Amoiridis Ioannis	Assoc.	unmatched	unmatched	low
AUTH	School of Physical Education and Sports Science (Serres)	Arampatzi Foteini	Prof.	unmatched	unmatched	low
AUTH	School of Physical Education and Sports Science (Serres)	Argyriadou Eirini	Assoc.	low	high	high
AUTH	School of Physical Education and Sports Science (Serres)	Evangelinou Christina	Prof.	unmatched	high	high
AUTH	School of Physical Education and Sports Science (Serres)	Gkisis Ioannis	Prof.	unmatched	unmatched	high
AUTH	School of Physical Education and Sports Science (Serres)	Kofotolis Nikolaos	Prof.	unmatched	high	low
AUTH	School of Physical Education and Sports Science (Serres)	Margaritelis Nikolaos	Asst.	low	high	medium
AUTH	School of Physical Education and Sports Science (Serres)	Mouratidou Aikaterini	Prof.	unmatched	high	medium
AUTH	School of Physical Education and Sports Science (Serres)	Theodorakis Nikolaos	Prof.	unmatched	high	medium
AUTH	School of Physical Education and Sports Science (Serres)	Tsalis Georgios	Prof.	unmatched	high	medium
AUTH	School of Physical Education and Sports Science (Serres)	Vrampas Ioannis	Prof.	unmatched	unmatched	high
AUTH	School of Primary Education	Alexiou Vasileios	Prof.	unmatched	unmatched	high
AUTH	School of Primary Education	Bimpou – Nakou Ioanna	Prof.	unmatched	unmatched	unmatched
AUTH	School of Primary Education	Bonidis Kyriakos	Prof.	unmatched	unmatched	low
AUTH	School of Primary Education	Charalampous Dimitrios	Prof.	unmatched	unmatched	high
AUTH	School of Primary Education	Desli Despoina	Prof.	unmatched	unmatched	medium
AUTH	School of Primary Education	Drenogianni Eleni	Prof.	unmatched	unmatched	unmatched
AUTH	School of Primary Education	Gioti Lamprina	Assoc.	unmatched	unmatched	high
AUTH	School of Primary Education	Goulis Dimitrios	Asst.	unmatched	high	unmatched
AUTH	School of Primary Education	Kantzou Vasiliki (Viky)	Asst.	unmatched	unmatched	medium
AUTH	School of Primary Education	Karagianni Panagiota	Prof.	unmatched	unmatched	medium
AUTH	School of Primary Education	Kostouli Triantafyllia	Prof.	unmatched	unmatched	low

Univ.	Department	Member	Grade	GS conf.	OA conf.	S2 conf.
AUTH	School of Primary Education	Lamprinos Nikolaos	Prof.	unmatched	unmatched	high
AUTH	School of Primary Education	Liampas Anastasios	Prof.	unmatched	unmatched	medium
AUTH	School of Primary Education	Papadimitriou Foteini	Prof.	unmatched	unmatched	high
AUTH	School of Primary Education	Papadopoulos Ioannis	Prof.	unmatched	high	medium
AUTH	School of Primary Education	Pavlidis Periklis	Prof.	unmatched	high	unmatched
AUTH	School of Primary Education	Seroglou Fani	Prof.	unmatched	high	low
AUTH	School of Social Theology and Christian Culture	Bozinis Konstantinos	Assoc.	unmatched	unmatched	medium
AUTH	School of Social Theology and Christian Culture	Charalampidis Stylianos	Asst.	unmatched	high	low
AUTH	School of Social Theology and Christian Culture	Chatzigrigoriou Stylianos	Asst.	unmatched	unmatched	high
AUTH	School of Social Theology and Christian Culture	Dafni Evangelia	Assoc.	low	high	low
AUTH	School of Social Theology and Christian Culture	Georgopoulos Vasileios	Assoc.	unmatched	unmatched	medium
AUTH	School of Social Theology and Christian Culture	Gkavardinas Georgios	Assoc.	unmatched	unmatched	unmatched
AUTH	School of Social Theology and Christian Culture	Gkikas Athanasios	Prof.	medium	unmatched	low
AUTH	School of Social Theology and Christian Culture	Kaklamanos Dimosthenis	Assoc.	unmatched	unmatched	low
AUTH	School of Social Theology and Christian Culture	Karamanidou Anna	Prof.	unmatched	high	low
AUTH	School of Social Theology and Christian Culture	Kotsiopoulos Konstantinos	Prof.	unmatched	unmatched	low
AUTH	School of Social Theology and Christian Culture	Kralidis Apostolos	Prof.	unmatched	unmatched	low
AUTH	School of Social Theology and Christian Culture	Liakos Ioannis	Assoc.	unmatched	unmatched	medium
AUTH	School of Social Theology and Christian Culture	Nassis Chrysostomos (Ioannis)	Assoc.	unmatched	unmatched	low
AUTH	School of Social Theology and Christian Culture	Nikolakakis Dimitrios	Prof.	unmatched	unmatched	medium
AUTH	School of Social Theology and Christian Culture	Paparnakis Athanasios	Prof.	low	high	low
AUTH	School of Social Theology and Christian Culture	Paschalidis Symeon	Prof.	low	unmatched	medium
AUTH	School of Social Theology and Christian Culture	Pittaras Theodoros	Prof.	low	unmatched	medium
AUTH	School of Social Theology and Christian Culture	Serafeim Pavlos	Asst.	unmatched	unmatched	low
AUTH	School of Social Theology and Christian Culture	Siskos Georgios	Asst.	unmatched	unmatched	low
AUTH	School of Social Theology and Christian Culture	Stamkopoulos Tilemachos	Assoc.	unmatched	high	low
AUTH	School of Social Theology and Christian Culture	Trivyzadaki Angeliki	Asst.	unmatched	unmatched	medium
AUTH	School of Social Theology and Christian Culture	Tsigkos Vasileios	Prof.	unmatched	unmatched	medium
AUTH	School of Social Theology and Christian Culture	Tzoumerkas Panagiotis	Assoc.	low	high	low
AUTH	School of Social Theology and Christian Culture	Vlachavas Christos Filiotis -	Assoc.	unmatched	unmatched	unmatched
AUTH	School of Social Theology and Christian Culture	Xynadas Emmanouil	Asst.	unmatched	unmatched	high
AUTH	School of Theology	Amoiridou Evangelia	Prof.	unmatched	high	unmatched
AUTH	School of Theology	Arampatzis Christos	Prof.	unmatched	unmatched	medium
AUTH	School of Theology	Athanasiadis Athanasios	Assoc.	unmatched	high	medium
AUTH	School of Theology	Cheilas Georgios	Asst.	unmatched	unmatched	low
AUTH	School of Theology	Chouvarda Thomai	Asst.	unmatched	unmatched	unmatched
AUTH	School of Theology	Chrysostomou Georgios	Assoc.	unmatched	high	low
AUTH	School of Theology	Galanis Timoleon	Asst.	unmatched	unmatched	low
AUTH	School of Theology	Gkoutzioudis Moschos	Prof.	unmatched	unmatched	unmatched
AUTH	School of Theology	Ioannidis Fotios	Prof.	low	high	medium
AUTH	School of Theology	Koios Nikolaos	Assoc.	unmatched	high	medium
AUTH	School of Theology	Kourempeles Ioannis	Prof.	unmatched	high	medium
AUTH	School of Theology	Kyriatzi Antonia	Assoc.	unmatched	unmatched	high
AUTH	School of Theology	Liantas Grigorios	Assoc.	unmatched	unmatched	medium
AUTH	School of Theology	Mangioros Nikolaos	Prof.	unmatched	unmatched	unmatched
AUTH	School of Theology	Marnellos Sergios	Asst.	unmatched	unmatched	unmatched
AUTH	School of Theology	Myridis Nikolaos	Asst.	unmatched	high	low
AUTH	School of Theology	Panagiotopoulos Petros	Assoc.	unmatched	high	medium
AUTH	School of Theology	Papageorgiou Niki	Prof.	unmatched	high	medium
AUTH	School of Theology	Papazis Dimitrios	Assoc.	unmatched	unmatched	unmatched
AUTH	School of Theology	Pyrovolaki Marina Anna	Asst.	unmatched	unmatched	unmatched
AUTH	School of Theology	Rantzou Maria	Asst.	unmatched	high	high
AUTH	School of Theology	Stogiannidis Athanasios	Assoc.	unmatched	high	medium
AUTH	School of Theology	Tsironis Christos	Prof.	unmatched	high	medium
AUTH	School of Theology	Tsompanidis Stylianos	Prof.	unmatched	high	medium
AUTH	School of Theology	Tzerpos Vasileios	Asst.	unmatched	unmatched	medium
AUTH	School of Theology	Yfantis Panagiotis	Prof.	medium	unmatched	low
AUTH	School of Visual and Applied Arts	Avgita Louiza	Asst.	low	unmatched	high
AUTH	School of Visual and Applied Arts	Belimpasakis Ioannis	Asst.	unmatched	unmatched	unmatched
AUTH	School of Visual and Applied Arts	Dexis Stylianos	Prof.	unmatched	unmatched	unmatched
AUTH	School of Visual and Applied Arts	Gnostiko Antikeimeno: Viomichanikos Schediasmos	Prof.	unmatched	unmatched	unmatched
AUTH	School of Visual and Applied Arts	Kalle Foteini Soultana	Asst.	unmatched	unmatched	low
AUTH	School of Visual and Applied Arts	Kanarelis Nikolaos	Asst.	unmatched	unmatched	unmatched
AUTH	School of Visual and Applied Arts	Katsaridou Argyri	Asst.	low	unmatched	high
AUTH	School of Visual and Applied Arts	Katsilakis Aris	Assoc.	unmatched	unmatched	unmatched
AUTH	School of Visual and Applied Arts	Lavva Stella	Prof.	unmatched	unmatched	medium
AUTH	School of Visual and Applied Arts	Liamadis Georgios	Prof.	unmatched	unmatched	high
AUTH	School of Visual and Applied Arts	Nomidou Evangelia	Prof.	unmatched	unmatched	unmatched
AUTH	School of Visual and Applied Arts	Pallas Athanasios	Prof.	unmatched	unmatched	low
AUTH	School of Visual and Applied Arts	Ploiaridis Evangelos	Prof.	unmatched	unmatched	unmatched
AUTH	School of Visual and Applied Arts	Psyrrakis Lampros	Prof.	unmatched	unmatched	unmatched
AUTH	School of Visual and Applied Arts	Vasilakakis Vasileios	Prof.	unmatched	unmatched	high
AUTH	School of Visual and Applied Arts	Venetis Christos	Asst.	unmatched	high	unmatched
AUTH	School of Visual and Applied Arts	Venetopoulos Charalampos	Prof.	unmatched	unmatched	low
AUTH	School of Visual and Applied Arts	Ypevthynos/i Ergastiriou: Ergastirio Charaktikis	Asst.	unmatched	unmatched	unmatched
AUTH	School of Visual and Applied Arts	Zografos Vasileios	Asst.	unmatched	unmatched	medium
DUTH	Department of Greek	Apostoli Persia	Asst.	unmatched	unmatched	low

Univ.	Department	Member	Grade	GS conf.	OA conf.	S2 conf.
DUTH	Department of Greek	Bouses Stamatios	Prof.	unmatched	unmatched	unmatched
DUTH	Department of Greek	Chelidoni Stella	Asst.	unmatched	unmatched	low
DUTH	Department of Greek	Gavriilidou Zoi	Prof.	unmatched	unmatched	low
DUTH	Department of Greek	Ioannidou Charikleia	Prof.	unmatched	unmatched	unmatched
DUTH	Department of Greek	Korre Eirini	Assoc.	unmatched	unmatched	low
DUTH	Department of Greek	Mastrogianni Anna	Asst.	unmatched	high	low
DUTH	Department of Greek	Papagiannis Grigorios	Prof.	unmatched	high	medium
DUTH	Department of Greek	Tziatzi-Papagianni Maria	Prof.	low	high	medium
DUTH	Department of Greek	Voulgari Sofia	Assoc.	unmatched	unmatched	medium
DUTH	Department of Languages, Literature and Culture of Black Sea Countries	Aktsoglou Iakovos	Asst.	unmatched	unmatched	medium
DUTH	Department of Languages, Literature and Culture of Black Sea Countries	Amoiridou Stefania	Asst.	unmatched	unmatched	medium
DUTH	Department of Languages, Literature and Culture of Black Sea Countries	Aroni Charikleia	Asst.	unmatched	unmatched	unmatched
DUTH	Department of Languages, Literature and Culture of Black Sea Countries	Baros Vasileios	Prof.	unmatched	unmatched	low
DUTH	Department of Languages, Literature and Culture of Black Sea Countries	Giousoupova Kamilla	Asst.	unmatched	unmatched	unmatched
DUTH	Department of Languages, Literature and Culture of Black Sea Countries	Krimpas Panagiotis	Assoc.	unmatched	high	medium
DUTH	Department of Languages, Literature and Culture of Black Sea Countries	Papazoglou Alexandros	Asst.	unmatched	high	low
DUTH	Department of Languages, Literature and Culture of Black Sea Countries	Petropoulos K. Ilias	Prof.	unmatched	unmatched	low
DUTH	Department of Languages, Literature and Culture of Black Sea Countries	Thomadaki Evangelia	Prof.	low	high	low
DUTH	Department of Languages, Literature and Culture of Black Sea Countries	Valsamidis Paschalis	Prof.	unmatched	unmatched	high
DUTH	Department of Primary Education	Alexandri Aikaterini	Asst.	unmatched	unmatched	low
DUTH	Department of Primary Education	Chatzileontiadou Sofia	Asst.	unmatched	unmatched	low
DUTH	Department of Primary Education	Dimopoulos Vasileios	Asst.	unmatched	unmatched	medium
DUTH	Department of Primary Education	Evthymiou Angeliki	Prof.	unmatched	unmatched	unmatched
DUTH	Department of Primary Education	Karafyllis Athanasios	Prof.	unmatched	high	low
DUTH	Department of Primary Education	Kouseri Georgia	Asst.	medium	unmatched	medium
DUTH	Department of Primary Education	Koutsoklenis Athanasios	Assoc.	low	high	low
DUTH	Department of Primary Education	Papadopoulos Simos	Prof.	unmatched	high	medium
DUTH	Department of Primary Education	Papageorgiou Georgios	Prof.	unmatched	unmatched	medium
DUTH	Department of Primary Education	Theodorou Dimitrios	Asst.	unmatched	unmatched	medium
HOU	School of Applied Arts and Sustainable Design	Gkizani Nektaria	Assoc.	unmatched	unmatched	unmatched
HOU	School of Applied Arts and Sustainable Design	Laskari Iro	Asst.	unmatched	high	high
HOU	School of Applied Arts and Sustainable Design	Sotiropoulou Sofia	Asst.	medium	high	medium
HOU	School of Humanities	Chatzinikita Vasileia	Prof.	unmatched	unmatched	unmatched
HOU	School of Humanities	Filippis Dimitrios	Assoc.	unmatched	unmatched	unmatched
HOU	School of Humanities	Kagialis Panagiotis	Prof.	unmatched	unmatched	unmatched
HOU	School of Humanities	Koulaouzidis Georgios	Assoc.	unmatched	unmatched	low
HOU	School of Humanities	Koutouzis Emmanouil	Prof.	low	unmatched	medium
HOU	School of Humanities	Manousou Evangelia	Asst.	low	high	low
HOU	School of Humanities	Stavrianeas Stasinos	Assoc.	medium	unmatched	low
HOU	School of Humanities	Vlachakis Georgios	Prof.	unmatched	unmatched	low
HOU	School of Humanities	Vlavianou Antigoni	Prof.	unmatched	unmatched	low
IHU	Department of Early Childhood Education and Care	Papadopoulou Smaragda	Prof.	medium	high	high
IHU	Department of Early Childhood Education and Care	Tsitiridou Maria	Prof.	unmatched	unmatched	unmatched
IHU	Department of Early Childhood Education and Care	Vitoulis Michail	Assoc.	unmatched	unmatched	high
IONIO	Department of Music Studies	(Kapon) Roza Poulimenou	Prof.	unmatched	unmatched	unmatched
IONIO	Department of Music Studies	Akogiounoglou Mitsy	Asst.	unmatched	unmatched	unmatched
IONIO	Department of Music Studies	Andreadis Stefanos	Assoc.	unmatched	unmatched	low
IONIO	Department of Music Studies	Arvanitis Ioannis	Assoc.	unmatched	unmatched	low
IONIO	Department of Music Studies	Balantina Alexandra	Prof.	unmatched	unmatched	unmatched
IONIO	Department of Music Studies	Destounis Konstantinos	Asst.	unmatched	high	low
IONIO	Department of Music Studies	Dionysiou Zoi	Prof.	unmatched	unmatched	unmatched
IONIO	Department of Music Studies	Emmanouil Minas	Assoc.	unmatched	high	high
IONIO	Department of Music Studies	Fytika Athina	Prof.	unmatched	high	high
IONIO	Department of Music Studies	Georgotas Andreas	Prof.	unmatched	unmatched	medium
IONIO	Department of Music Studies	Gkikontis Spyridon	Assoc.	unmatched	unmatched	unmatched
IONIO	Department of Music Studies	Kardamis Konstantinos	Prof.	unmatched	unmatched	medium
IONIO	Department of Music Studies	Kontrafouris Georgios	Assoc.	unmatched	unmatched	unmatched
IONIO	Department of Music Studies	Ktistakis Dimitris	Assoc.	unmatched	unmatched	unmatched
IONIO	Department of Music Studies	Logiadis Miltos	Prof.	unmatched	high	high
IONIO	Department of Music Studies	Makris Evstathios	Prof.	unmatched	unmatched	low
IONIO	Department of Music Studies	Michopoulou Aikaterini	Asst.	unmatched	unmatched	medium
IONIO	Department of Music Studies	Papadatos Iosif	Prof.	unmatched	unmatched	low
IONIO	Department of Music Studies	Samprovalakis Ioannis	Assoc.	unmatched	unmatched	high
IONIO	Department of Music Studies	Toulis Ioannis	Prof.	unmatched	high	medium
IONIO	Department of Music Studies	Trypani Dimitra	Prof.	unmatched	unmatched	low
IONIO	Department of Music Studies	Tsouchlos Nikolaos	Prof.	unmatched	unmatched	unmatched
IONIO	Department of Music Studies	Vasileiadis Charalampos	Prof.	unmatched	unmatched	low
NKUA	Department of Educational Studies	Aikaterini Argyropoulou	Assoc.	unmatched	unmatched	high
NKUA	Department of Educational Studies	Antigoni-almpa Papakonstantinou	Assoc.	unmatched	unmatched	unmatched
NKUA	Department of Educational Studies	Antonios Bouras	Asst.	unmatched	unmatched	unmatched
NKUA	Department of Educational Studies	Athanasios Michalis	Assoc.	unmatched	unmatched	medium
NKUA	Department of Educational Studies	Dimitrios Foteinos	Prof.	unmatched	unmatched	medium

Univ.	Department	Member	Grade	GS conf.	OA conf.	S2 conf.
NKUA	Department of Educational Studies	Foteini (faii) Antoniou	Prof.	unmatched	unmatched	unmatched
NKUA	Department of Educational Studies	Ioannis Roussakis	Assoc.	medium	unmatched	unmatched
NKUA	Department of Educational Studies	Maria-kalomoira Daskolia	Prof.	unmatched	unmatched	unmatched
NKUA	Department of Educational Studies	Maria-zoi Fountopoulou	Prof.	unmatched	high	high
NKUA	Department of Educational Studies	Polychronis Kynigos	Prof.	unmatched	unmatched	unmatched
NKUA	Department of English Language and Literature	Anna Chatzidaki	Prof.	unmatched	unmatched	unmatched
NKUA	Department of English Language and Literature	Asimina Karavanta	Asst.	unmatched	unmatched	medium
NKUA	Department of English Language and Literature	D.e.p. Tomea Glossas-glossologias	Asst.	unmatched	unmatched	unmatched
NKUA	Department of English Language and Literature	Elli Yfantidou	Prof.	unmatched	unmatched	low
NKUA	Department of English Language and Literature	Evterpi Mitsi	Asst.	unmatched	unmatched	unmatched
NKUA	Department of English Language and Literature	Nikolaos Panagopoulos	Asst.	unmatched	unmatched	high
NKUA	Department of English Language and Literature	Nikolaos Sifakis	Asst.	unmatched	unmatched	unmatched
NKUA	Department of English Language and Literature	Theodora Tsimpouki	Asst.	unmatched	high	unmatched
NKUA	Department of English Language and Literature	Vasiliki Markidou	Asst.	unmatched	unmatched	unmatched
NKUA	Department of English Language and Literature	Vasiliki Mitsikopoulou	Asst.	unmatched	unmatched	unmatched
NKUA	Department of German Language and Literature	Alfavitikos Katalogos Melon D.e.p.	Prof.	unmatched	unmatched	unmatched
NKUA	Department of History and Archaeology	Dimitris Pavlopoulos	Prof.	unmatched	unmatched	unmatched
NKUA	Department of History and Archaeology	Elevtherios Platon	Prof.	unmatched	unmatched	unmatched
NKUA	Department of History and Archaeology	Emmanouil Koumas	Assoc.	unmatched	unmatched	unmatched
NKUA	Department of History and Archaeology	Evanthis Chatzivasileiou	Prof.	medium	unmatched	medium
NKUA	Department of History and Archaeology	Evgenia Alexaki	Asst.	unmatched	unmatched	low
NKUA	Department of History and Archaeology	Evrydiki Kefalidou	Prof.	unmatched	unmatched	unmatched
NKUA	Department of History and Archaeology	Giannis Papadatos	Prof.	unmatched	unmatched	unmatched
NKUA	Department of History and Archaeology	Giorgos Vavouranakis	Prof.	unmatched	unmatched	medium
NKUA	Department of History and Archaeology	Ianthi Asimakopoulou	Asst.	unmatched	unmatched	unmatched
NKUA	Department of History and Archaeology	Katerina Konstantinidou	Prof.	unmatched	unmatched	unmatched
NKUA	Department of History and Archaeology	Katerina Nikolaou	Prof.	unmatched	high	medium
NKUA	Department of History and Archaeology	Konstantinos Gaganakis	Prof.	unmatched	unmatched	unmatched
NKUA	Department of History and Archaeology	Konstantinos Raptis	Prof.	unmatched	high	unmatched
NKUA	Department of History and Archaeology	Maria (marlen) Mouliou	Asst.	unmatched	unmatched	unmatched
NKUA	Department of History and Archaeology	Maria Papathanasiou	Prof.	unmatched	high	high
NKUA	Department of History and Archaeology	Nikolaos Chrysis	Asst.	unmatched	unmatched	unmatched
NKUA	Department of History and Archaeology	Nikolaos Dimakis	Assoc.	unmatched	unmatched	unmatched
NKUA	Department of History and Archaeology	Selini Psoma	Prof.	unmatched	unmatched	unmatched
NKUA	Department of History and Archaeology	Sofia Aneziri	Assoc.	unmatched	unmatched	unmatched
NKUA	Department of History and Archaeology	Sofia Mergiali-sacha	Prof.	unmatched	unmatched	unmatched
NKUA	Department of History and Archaeology	Soukrou Ilitzak	Asst.	unmatched	unmatched	unmatched
NKUA	Department of History and Archaeology	Vasiliki Seirinidou	Prof.	unmatched	unmatched	unmatched
NKUA	Department of History and Archaeology	Vasilis Petrakis	Asst.	unmatched	unmatched	high
NKUA	Department of History and Philosophy of Science	Arampatzis Theodoros	Prof.	unmatched	unmatched	high
NKUA	Department of History and Philosophy of Science	Arapostathis Evstathios	Prof.	unmatched	unmatched	unmatched
NKUA	Department of History and Philosophy of Science	Chatzimoysis Antonios	Prof.	unmatched	unmatched	unmatched
NKUA	Department of History and Philosophy of Science	Chatzis Aristeidis	Prof.	unmatched	unmatched	unmatched
NKUA	Department of History and Philosophy of Science	Drakopoulos Stavros	Prof.	unmatched	high	medium
NKUA	Department of History and Philosophy of Science	Karakostas Vasileios	Prof.	unmatched	high	medium
NKUA	Department of History and Philosophy of Science	Mantzavinos Chrysostomos	Prof.	low	high	low
NKUA	Department of History and Philosophy of Science	Moutousis Konstantinos	Prof.	unmatched	unmatched	high
NKUA	Department of History and Philosophy of Science	Psyllos Evstathios	Prof.	unmatched	unmatched	unmatched
NKUA	Department of History and Philosophy of Science	Stefanou Ioannis	Assoc.	unmatched	high	medium
NKUA	Department of History and Philosophy of Science	Thanasas Panagiotis	Prof.	unmatched	unmatched	high
NKUA	Department of History and Philosophy of Science	Tympas Aristotelis	Prof.	low	unmatched	low
NKUA	Department of History and Philosophy of Science	Tzafesta Elpida	Assoc.	unmatched	high	medium
NKUA	Department of Italian Language and Literature	Florou Aikaterini	Asst.	unmatched	high	medium
NKUA	Department of Italian Language and Literature	Koutsompina Vasiliki	Assoc.	unmatched	unmatched	unmatched
NKUA	Department of Italian Language and Literature	Milioni Georgia	Assoc.	unmatched	unmatched	high
NKUA	Department of Italian Language and Literature	Pagkratis Gerasimos	Prof.	unmatched	unmatched	medium
NKUA	Department of Italian Language and Literature	Pileidis Georgios	Asst.	unmatched	unmatched	unmatched
NKUA	Department of Italian Language and Literature	Themou Anna	Assoc.	unmatched	high	low
NKUA	Department of Italian Language and Literature	Tsolkas Ioannis	Prof.	low	unmatched	medium
NKUA	Department of Italian Language and Literature	Zoras Gerasimos	Prof.	unmatched	unmatched	low
NKUA	Department of Music Studies	Achilleas Chaldaiakis	Prof.	unmatched	unmatched	unmatched
NKUA	Department of Music Studies	Aikaterini Levidou	Assoc.	unmatched	unmatched	medium
NKUA	Department of Music Studies	Anastasios Chapsoulas	Prof.	unmatched	unmatched	unmatched
NKUA	Department of Music Studies	Angeliki Triantafyllaki	Asst.	unmatched	high	unmatched
NKUA	Department of Music Studies	Athanasios Polymeneas	Asst.	unmatched	unmatched	unmatched
NKUA	Department of Music Studies	Georgios Kitsios	Asst.	unmatched	high	medium
NKUA	Department of Music Studies	Iakovos Stainchaouer	Assoc.	unmatched	unmatched	low
NKUA	Department of Music Studies	Ioannis Foulias	Prof.	unmatched	unmatched	medium
NKUA	Department of Music Studies	Lampros Liavas	Prof.	unmatched	unmatched	unmatched
NKUA	Department of Music Studies	Nikolaos Maliaras	Prof.	unmatched	unmatched	unmatched
NKUA	Department of Music Studies	Thomas Apostolopoulos	Assoc.	unmatched	unmatched	unmatched
NKUA	Department of Music Studies	Vasiliki Lalioti	Assoc.	unmatched	unmatched	unmatched
NKUA	Department of Philology	Agathos Thanasis	Prof.	low	unmatched	low
NKUA	Department of Philology	Antonopoulou Theodora	Prof.	low	unmatched	medium
NKUA	Department of Philology	Bazou, Athina	Assoc.	unmatched	unmatched	medium
NKUA	Department of Philology	Chatzilamprou Rozalia	Prof.	unmatched	unmatched	unmatched
NKUA	Department of Philology	Chrysanthopoulou Vasiliki	Prof.	unmatched	unmatched	unmatched
NKUA	Department of Philology	Dimopoulou Roumpini	Assoc.	unmatched	unmatched	high

Univ.	Department	Member	Grade	GS conf.	OA conf.	S2 conf.
NKUA	Department of Philology	Garantoudis Evripidis	Prof.	unmatched	high	high
NKUA	Department of Philology	Georgakopoulou Sofia	Prof.	unmatched	high	low
NKUA	Department of Philology	Gkarani Myrto	Prof.	unmatched	unmatched	unmatched
NKUA	Department of Philology	Goutsos Dionysios	Prof.	low	high	low
NKUA	Department of Philology	Ioakeimidou Lito	Asst.	unmatched	unmatched	unmatched
NKUA	Department of Philology	Kalamakis Dionysios	Assoc.	unmatched	unmatched	low
NKUA	Department of Philology	Kaplanoglou Marianthi	Prof.	unmatched	high	medium
NKUA	Department of Philology	Karpouzou Pegky	Assoc.	unmatched	unmatched	medium
NKUA	Department of Philology	Karvouni Aikaterini-nina	Assoc.	unmatched	unmatched	medium
NKUA	Department of Philology	Konstantakos Ioannis	Prof.	unmatched	high	medium
NKUA	Department of Philology	Lentakis Vasileios	Prof.	unmatched	unmatched	unmatched
NKUA	Department of Philology	Lentari Tina	Assoc.	unmatched	unmatched	unmatched
NKUA	Department of Philology	Makrygianni Evgenia	Assoc.	unmatched	unmatched	low
NKUA	Department of Philology	Markopoulos Georgios	Assoc.	unmatched	unmatched	medium
NKUA	Department of Philology	Matthaios Stefanos	Prof.	low	high	low
NKUA	Department of Philology	Messis Charalampos	Assoc.	unmatched	unmatched	medium
NKUA	Department of Philology	Mozer Amalia	Prof.	unmatched	unmatched	low
NKUA	Department of Philology	Paidas Konstantinos	Prof.	unmatched	unmatched	medium
NKUA	Department of Philology	Pantelidis Nikolaos	Prof.	unmatched	high	medium
NKUA	Department of Philology	Papaioannou Sofia	Prof.	medium	high	low
NKUA	Department of Philology	Papakonstantinou Nefeli	Asst.	low	unmatched	medium
NKUA	Department of Philology	Papathomas Amfilochios	Prof.	unmatched	unmatched	low
NKUA	Department of Philology	Polemis Ioannis	Prof.	unmatched	high	medium
NKUA	Department of Philology	Rota Maria	Asst.	unmatched	high	medium
NKUA	Department of Philology	Spyropoulos Vasileios	Prof.	unmatched	unmatched	medium
NKUA	Department of Philology	Vertoudakis Vasileios	Prof.	unmatched	unmatched	medium
NKUA	Department of Russian Language and Literature and Slavic Studies	Alexandropoulou Olga	Assoc.	unmatched	unmatched	unmatched
NKUA	Department of Russian Language and Literature and Slavic Studies	Georgiadis Ioannis	Asst.	unmatched	high	medium
NKUA	Department of Russian Language and Literature and Slavic Studies	Papastratigakis Nikolaos	Asst.	unmatched	unmatched	high
NKUA	Department of Russian Language and Literature and Slavic Studies	Sartori Elena	Asst.	unmatched	high	medium
NKUA	Department of Russian Language and Literature and Slavic Studies	Sofoulis Pananos Filippos	Assoc.	unmatched	unmatched	unmatched
NKUA	Department of Theatre Studies	Altouva Alexia	Asst.	low	high	medium
NKUA	Department of Theatre Studies	Diamantakou Aikaterini (kaiti)	Lect.	low	unmatched	unmatched
NKUA	Department of Theatre Studies	Fanouraki Kleio	Assoc.	unmatched	unmatched	unmatched
NKUA	Department of Theatre Studies	Ioannidis Grigoris (anapl. Proedros)	Prof.	unmatched	unmatched	medium
NKUA	Department of Theatre Studies	Michalopoulos Panagiotis	Asst.	unmatched	high	high
NKUA	Department of Theatre Studies	Remediaki Ioanna	Lect.	unmatched	unmatched	high
NKUA	Department of Theatre Studies	Sechopoulou Maria	Asst.	unmatched	unmatched	unmatched
NKUA	Department of Theatre Studies	Spanos Ioannis	Prof.	unmatched	high	medium
NKUA	School of Physical Education and Sport Science	Anargyros Toumpekis	Prof.	unmatched	unmatched	unmatched
NKUA	School of Physical Education and Sport Science	Athanasia Smyrniotou	Prof.	unmatched	unmatched	low
NKUA	School of Physical Education and Sport Science	Christos Giannakopoulos	Asst.	unmatched	unmatched	unmatched
NKUA	School of Physical Education and Sport Science	Emmanouil Adamakis	Asst.	medium	unmatched	medium
NKUA	School of Physical Education and Sport Science	Foteini Venetsanou	Prof.	unmatched	unmatched	unmatched
NKUA	School of Physical Education and Sport Science	Georgios Dallas	Prof.	unmatched	unmatched	high
NKUA	School of Physical Education and Sport Science	Georgios Karampatsos	Assoc.	unmatched	unmatched	unmatched
NKUA	School of Physical Education and Sport Science	Georgios Paradeisis	Prof.	unmatched	unmatched	medium
NKUA	School of Physical Education and Sport Science	Grigoris Bogdanis	Prof.	unmatched	unmatched	unmatched
NKUA	School of Physical Education and Sport Science	Ilias Zacharogiannis	Prof.	unmatched	high	high
NKUA	School of Physical Education and Sport Science	Ioannis Avthinos	Prof.	unmatched	unmatched	medium
NKUA	School of Physical Education and Sport Science	Ioannis Gkiosos	Prof.	unmatched	high	high
NKUA	School of Physical Education and Sport Science	Konstantinos Dimopoulos	Asst.	unmatched	high	high
NKUA	School of Physical Education and Sport Science	Konstantinos Tampalis	Asst.	unmatched	unmatched	unmatched
NKUA	School of Physical Education and Sport Science	Maria Koutsoumpa	Prof.	unmatched	unmatched	unmatched
NKUA	School of Physical Education and Sport Science	Nikolaos Grivas	Lect.	unmatched	unmatched	unmatched
NKUA	School of Physical Education and Sport Science	Vasilis Paschalis	Assoc.	unmatched	unmatched	unmatched
UAegean	Department of Pre-school Education and Educational Design	Analytiko Viografiko	Prof.	unmatched	unmatched	unmatched
UAegean	Department of Pre-school Education and Educational Design	Didaktiki Mathimatikon	Prof.	unmatched	unmatched	unmatched
UAegean	Department of Pre-school Education and Educational Design	Ekpaidevtiki Erevna Kai Axiologisi	Prof.	unmatched	unmatched	unmatched
UAegean	Department of Pre-school Education and Educational Design	Gnostiko Antikeimeno:	Prof.	unmatched	unmatched	unmatched
UAegean	Department of Pre-school Education and Educational Design	Syntomo Viografiko Simeioma	Prof.	unmatched	unmatched	unmatched
UNIWA	Department of Conservation of Antiquities and Works of Art	Aikaterini Malea	Asst.	unmatched	unmatched	unmatched
UNIWA	Department of Conservation of Antiquities and Works of Art	Alexios Stefanis	Assoc.	unmatched	unmatched	medium
UNIWA	Department of Conservation of Antiquities and Works of Art	Charalampos Dermatis	Asst.	unmatched	unmatched	unmatched
UNIWA	Department of Conservation of Antiquities and Works of Art	Eleni Kouloumpi	Asst.	medium	unmatched	unmatched
UNIWA	Department of Conservation of Antiquities and Works of Art	Georgios Fakorellis	Prof.	unmatched	unmatched	unmatched
UNIWA	Department of Conservation of Antiquities and Works of Art	Vasiliki Argyropoulou	Prof.	unmatched	unmatched	unmatched
UNIWA	Department of Early Childhood Care and Education	Chatzigianni Maria	Assoc.	unmatched	unmatched	low

Univ.	Department	Member	Grade	GS conf.	OA conf.	S2 conf.
UNIWA	Department of Early Childhood Care and Education	Kalesopoulou Despoina	Asst.	unmatched	unmatched	unmatched
UNIWA	Department of Early Childhood Care and Education	Kouraki Chrysa	Asst.	unmatched	unmatched	unmatched
UNIWA	Department of Early Childhood Care and Education	Mandilara Iro	Asst.	unmatched	unmatched	high
UNIWA	Department of Early Childhood Care and Education	Palaiologou Christina	Asst.	unmatched	high	medium
UNIWA	Department of Early Childhood Care and Education	Roufidou Eirini	Lect.	unmatched	unmatched	medium
UNIWA	Department of Graphic Design and Visual Communication	Dr. Bardi	Lect.	unmatched	unmatched	medium
UNIWA	Department of Graphic Design and Visual Communication	Dr. Belesi	Prof.	unmatched	unmatched	unmatched
UNIWA	Department of Graphic Design and Visual Communication	Dr. Chatzitheodorou	Assoc.	unmatched	unmatched	unmatched
UNIWA	Department of Graphic Design and Visual Communication	Dr. Delfino	Asst.	unmatched	unmatched	unmatched
UNIWA	Department of Graphic Design and Visual Communication	Dr. Devetzi	Lect.	unmatched	unmatched	medium
UNIWA	Department of Graphic Design and Visual Communication	Dr. Korakakis	Lect.	unmatched	unmatched	unmatched
UNIWA	Department of Graphic Design and Visual Communication	Dr. Matthiopoulos	Asst.	unmatched	unmatched	unmatched
UNIWA	Department of Graphic Design and Visual Communication	Dr. Metzitakos	Prof.	unmatched	unmatched	unmatched
UNIWA	Department of Graphic Design and Visual Communication	Dr. Mytilinaiou	Asst.	unmatched	unmatched	unmatched
UNIWA	Department of Graphic Design and Visual Communication	Dr. Navrozidou	Assoc.	unmatched	unmatched	unmatched
UNIWA	Department of Graphic Design and Visual Communication	Dr. Papanikolopoulou	Asst.	unmatched	unmatched	unmatched
UNIWA	Department of Graphic Design and Visual Communication	Dr. Siakas	Assoc.	unmatched	unmatched	unmatched
UNIWA	Department of Graphic Design and Visual Communication	Dr. Strati	Prof.	unmatched	unmatched	unmatched
UNIWA	Department of Graphic Design and Visual Communication	Dr. Theochari	Prof.	unmatched	unmatched	unmatched
UNIWA	Department of Graphic Design and Visual Communication	Dr. Trivella	Asst.	unmatched	unmatched	unmatched
UNIWA	Department of Graphic Design and Visual Communication	Dr. Tsigonias	Prof.	unmatched	unmatched	unmatched
UNIWA	Department of Interior Architecture	Chartis Istotopou	Lect.	unmatched	unmatched	unmatched
UNIWA	Department of Interior Architecture	Dr. Alifragkis	Prof.	unmatched	unmatched	unmatched
UNIWA	Department of Interior Architecture	Dr. Georgiadou	Prof.	unmatched	unmatched	medium
UNIWA	Department of Interior Architecture	Dr. Giannoudis	Prof.	unmatched	unmatched	unmatched
UNIWA	Department of Interior Architecture	Dr. Martha	Asst.	unmatched	high	unmatched
UNIWA	Department of Interior Architecture	Dr. Moira	Prof.	unmatched	unmatched	unmatched
UNIWA	Department of Interior Architecture	Dr. Pagkalos	Prof.	unmatched	unmatched	unmatched
UNIWA	Department of Interior Architecture	Dr. Poli	Asst.	unmatched	unmatched	medium
UNIWA	Department of Interior Architecture	Dr. Psilopoulos	Asst.	unmatched	unmatched	unmatched
UNIWA	Department of Interior Architecture	Dr. Sinou	Prof.	unmatched	unmatched	unmatched
UNIWA	Department of Interior Architecture	Dr. Tatla	Prof.	unmatched	unmatched	unmatched
UNIWA	Department of Interior Architecture	Dr. Touliatou	Asst.	unmatched	unmatched	unmatched
UNIWA	Department of Interior Architecture	Dr. Vryzidis	Assoc.	unmatched	unmatched	unmatched
UNIWA	Department of Interior Architecture	Foititologio (estudy)	Lect.	unmatched	unmatched	unmatched
UPatras	Department of Philology	Istotopos Apofoiton	Asst.	unmatched	unmatched	unmatched
UPatras	Department of Philology	Istotopos Panepistimiou Patron	Asst.	unmatched	unmatched	unmatched
UPatras	Department of Philology	Koinonika Diktya	Asst.	unmatched	unmatched	unmatched
UPatras	Department of Philology	Synedriako Kentro	Asst.	unmatched	unmatched	unmatched
UPatras	Department of Philosophy	Analytiki Filosofia	Prof.	unmatched	unmatched	unmatched
UPatras	Department of Philosophy	Archaia Elliniki Filosofia	Assoc.	unmatched	unmatched	unmatched
UPatras	Department of Philosophy	Archaia Filosofia	Assoc.	unmatched	unmatched	unmatched
UPatras	Department of Philosophy	Dimitrakopoulos Ioannis	Prof.	unmatched	unmatched	medium
UPatras	Department of Philosophy	Filosofia Tou Nou	Asst.	unmatched	unmatched	unmatched
UPatras	Department of Philosophy	Goudeli Kyriaki	Assoc.	unmatched	high	medium
UPatras	Department of Philosophy	Kontos Pavlos	Prof.	low	high	low
UPatras	Department of Philosophy	Michalski Mark	Asst.	unmatched	unmatched	medium
UPatras	Department of Philosophy	Neoteri Filosofia	Assoc.	unmatched	unmatched	unmatched
UPatras	Department of Philosophy	Pagondiotis Kostas	Asst.	unmatched	unmatched	high
UPatras	Department of Philosophy	Parousis Michail	Assoc.	unmatched	unmatched	unmatched
UPatras	Department of Philosophy	Politiki Filosofia (Neoteri–Synchroni)	Asst.	unmatched	unmatched	unmatched
UPatras	Department of Philosophy	Sagkriotis Giorgos	Assoc.	unmatched	unmatched	unmatched
UPatras	Department of Philosophy	Synchroni Praktiki Filosofia	Asst.	unmatched	unmatched	unmatched
UPatras	Department of Philosophy	Vyzantini Kai Scholastiki Filosofia	Prof.	unmatched	unmatched	unmatched
UPatras	Department of Philosophy	Zeimpekis Ioannis	Prof.	unmatched	high	medium
UThessaly	Department of Early Childhood Education	Ampakoumkin Georgios	Prof.	unmatched	unmatched	unmatched
UThessaly	Department of Early Childhood Education	Chronaki Anna	Prof.	unmatched	high	low
UThessaly	Department of Early Childhood Education	Karasavvidis Ilias	Assoc.	low	high	medium
UThessaly	Department of Early Childhood Education	Katsaridou Martha	Asst.	low	unmatched	high
UThessaly	Department of Early Childhood Education	Michalopoulou Katerina	Prof.	unmatched	unmatched	medium
UThessaly	Department of Early Childhood Education	Pantazis Alexandros (Alekos) (avtos/tou)	Asst.	medium	unmatched	unmatched
UThessaly	Department of Early Childhood Education	Pantazis Basilis	Prof.	unmatched	unmatched	unmatched
UThessaly	Department of Early Childhood Education	Segklias Zisis	Asst.	unmatched	unmatched	unmatched
UThessaly	Department of Early Childhood Education	Sounoglou Marina	Asst.	unmatched	high	medium
UThessaly	Department of Early Childhood Education	Tsilimeni Tasoula	Prof.	unmatched	high	low
UoC	Department of Preschool Education	Ampartzaki Maria	Assoc.	low	high	medium
UoC	Department of Preschool Education	Chlapana Elisavet	Asst.	unmatched	unmatched	medium
UoC	Department of Preschool Education	Fountoulakis Andreas	Prof.	unmatched	high	medium
UoC	Department of Preschool Education	Karaiskou Maria	Asst.	low	high	low
UoC	Department of Preschool Education	Kontogianni Dionysia	Asst.	unmatched	high	low
UoC	Department of Preschool Education	Kornilaki Aikaterina	Prof.	unmatched	unmatched	unmatched
UoC	Department of Preschool Education	Kypriotaki Maria	Prof.	low	high	high
UoC	Department of Preschool Education	Oikonomidis Vasileios	Prof.	unmatched	high	medium
UoC	Department of Preschool Education	Sotiropoulou-Zormpala Marina	Prof.	low	high	high
UoC	Department of Preschool Education	Stavrianos Kyriakos	Prof.	unmatched	high	high
UoC	Department of Primary Education	Angeliki Mouzaki	Prof.	unmatched	high	medium
UoC	Department of Primary Education	Antonios Chourdakis	Prof.	unmatched	unmatched	unmatched
UoC	Department of Primary Education	Athina Thoma	Prof.	unmatched	unmatched	medium

Univ.	Department	Member	Grade	GS conf.	OA conf.	S2 conf.
UoC	Department of Primary Education	Ilias Kourkoutas	Prof.	unmatched	unmatched	unmatched
UoC	Department of Primary Education	Ioannis Ieronymakis	Prof.	unmatched	unmatched	medium
UoC	Department of Primary Education	Koinonika Diktya	Lect.	unmatched	unmatched	unmatched
UoC	Department of Primary Education	Konstantinos Karras	Prof.	unmatched	high	medium
UoC	Department of Primary Education	Marianna Kalaitzidaki	Prof.	unmatched	high	high
UoC	Department of Primary Education	Michalis Kourkoulos	Prof.	unmatched	unmatched	unmatched
UoC	Department of Primary Education	Nelli Kostoula	Prof.	unmatched	unmatched	unmatched
UoC	Department of Primary Education	Panagiotis Anastasiadis	Prof.	unmatched	unmatched	unmatched
UoC	Department of Primary Education	Pella Kalogiannaki	Prof.	unmatched	unmatched	unmatched
UoC	Department of Primary Education	Proigoumeni Istoselida	Lect.	unmatched	unmatched	unmatched
UoC	Department of Primary Education	Vasiliki Tsourtou	Prof.	unmatched	unmatched	unmatched
UoC	Department of Primary Education	Vasiliki Vasiloudi	Prof.	medium	unmatched	unmatched
UoI	Department of Architecture	Aineias Oikonomou	Asst.	unmatched	unmatched	unmatched
UoI	Department of Architecture	Anastasia Papadopoulou	Asst.	unmatched	unmatched	unmatched
UoI	Department of Architecture	Anastasios Balaskas	Asst.	medium	unmatched	medium
UoI	Department of Architecture	Anastasios Tantsis	Assoc.	unmatched	unmatched	medium
UoI	Department of Architecture	Angelos Floros	Asst.	unmatched	unmatched	unmatched
UoI	Department of Architecture	Christos Papoulias	Prof.	unmatched	unmatched	unmatched
UoI	Department of Architecture	Dimitrios Fragkos	Prof.	unmatched	unmatched	medium
UoI	Department of Architecture	Fotios Sagonas	Asst.	unmatched	unmatched	low
UoI	Department of Architecture	Garyfallia Katsavounidou	Assoc.	unmatched	high	unmatched
UoI	Department of Architecture	Georgios Smyris	Assoc.	unmatched	high	medium
UoI	Department of Architecture	Giorgos Rymenidis	Asst.	unmatched	unmatched	unmatched
UoI	Department of Architecture	Maria Kriara	Asst.	unmatched	unmatched	unmatched
UoI	Department of Architecture	Nikolaos Katsikoudis	Prof.	unmatched	unmatched	medium
UoI	Department of Architecture	Themistoklis Chatzigiannopoulos	Assoc.	unmatched	unmatched	unmatched
UoI	Department of Early Childhood Education	Agogi Ygeias	Prof.	unmatched	unmatched	unmatched
UoI	Department of Early Childhood Education	Diapolitismiki Agogi	Prof.	unmatched	unmatched	unmatched
UoI	Department of Early Childhood Education	Didaktiki Ton Mathimatikon	Prof.	unmatched	unmatched	unmatched
UoI	Department of Early Childhood Education	Geniki Paidagogiki	Prof.	unmatched	unmatched	unmatched
UoI	Department of Early Childhood Education	Glossologia Kai Elliniki Glossa	Prof.	unmatched	unmatched	unmatched
UoI	Department of Early Childhood Education	Gnostiki Psychologia	Prof.	unmatched	unmatched	unmatched
UoI	Department of Early Childhood Education	Karamitrou Aikaterini	Prof.	unmatched	high	medium
UoI	Department of Early Childhood Education	Kinitiki Agogi Kai Mathisi	Prof.	unmatched	unmatched	unmatched
UoI	Department of Early Childhood Education	Koinoniki Psychologia	Prof.	unmatched	unmatched	unmatched
UoI	Department of Early Childhood Education	Koinoniologia Tis Ekpaidevsis	Prof.	unmatched	unmatched	unmatched
UoI	Department of Early Childhood Education	Koutras Vasileios	Prof.	unmatched	high	medium
UoI	Department of Early Childhood Education	Mantzios Pantazis	Prof.	unmatched	unmatched	medium
UoI	Department of Early Childhood Education	Mousiki Paidagogiki	Prof.	unmatched	unmatched	unmatched
UoI	Department of Early Childhood Education	Neoelliniki Logotechnia	Prof.	unmatched	unmatched	unmatched
UoI	Department of Early Childhood Education	Pange Polyxeni	Prof.	unmatched	unmatched	low
UoI	Department of Early Childhood Education	Ptn Sto Facebook	Prof.	unmatched	unmatched	unmatched
UoI	Department of Early Childhood Education	Raptis Theocharis	Prof.	unmatched	high	medium
UoI	Department of Early Childhood Education	Sofou Evstratia	Prof.	medium	unmatched	low
UoI	Department of Early Childhood Education	Thanos Theodoros	Prof.	unmatched	unmatched	medium
UoI	Department of Early Childhood Education	Tsitsanoudi Nikoletta	Prof.	unmatched	unmatched	medium
UoI	Department of Early Childhood Education	Vamvakousi Xanthi	Prof.	unmatched	unmatched	unmatched
UoI	Department of Early Childhood Education	Zaragkas Charilaos	Prof.	unmatched	high	high
UoI	Department of Primary Education	Antoniadou Navsika	Asst.	unmatched	unmatched	unmatched
UoI	Department of Primary Education	Apostolidou Eleni	Assoc.	unmatched	high	unmatched
UoI	Department of Primary Education	Bregie Stamatiadis Alexios	Asst.	unmatched	unmatched	unmatched
UoI	Department of Primary Education	Brouzos Andreas	Prof.	low	high	low
UoI	Department of Primary Education	Emvalotis Anastasios	Prof.	unmatched	high	medium
UoI	Department of Primary Education	Gkogkas Themistoklis	Assoc.	unmatched	unmatched	unmatched
UoI	Department of Primary Education	Gkotovou Anastasia	Asst.	unmatched	unmatched	unmatched
UoI	Department of Primary Education	Kamarianos Ioannis	Prof.	medium	high	high
UoI	Department of Primary Education	Loudovikos Nikolaos	Prof.	unmatched	unmatched	medium
UoI	Department of Primary Education	Mavridis Dimitrios	Prof.	unmatched	high	medium
UoI	Department of Primary Education	Mikropoulos Anastasios	Prof.	low	unmatched	low
UoI	Department of Primary Education	Morfidi Eleni	Assoc.	unmatched	high	medium
UoI	Department of Primary Education	Nikolaou Souzanna-Maria	Prof.	unmatched	unmatched	low
UoI	Department of Primary Education	Papakostas Christos	Assoc.	medium	unmatched	low
UoM	Department of Balkan, Slavic and Oriental Studies	Ioannidou Alexandra	Prof.	unmatched	unmatched	medium
UoM	Department of Balkan, Slavic and Oriental Studies	Kalliarekou Aikaterini	Lect.	unmatched	unmatched	unmatched
UoM	Department of Balkan, Slavic and Oriental Studies	Karagiannis Emmanouil	Prof.	unmatched	unmatched	medium
UoM	Department of Balkan, Slavic and Oriental Studies	Karkanis Dimitrios	Asst.	medium	unmatched	medium
UoM	Department of Balkan, Slavic and Oriental Studies	Karras Ioannis	Assoc.	medium	unmatched	medium
UoM	Department of Balkan, Slavic and Oriental Studies	Kyrkilis Dimitrios	Prof.	low	unmatched	medium
UoM	Department of Balkan, Slavic and Oriental Studies	Maragkos Ioannis	Prof.	medium	unmatched	unmatched
UoM	Department of Balkan, Slavic and Oriental Studies	Panopoulos Anastasios	Prof.	unmatched	unmatched	high
UoM	Department of Balkan, Slavic and Oriental Studies	Papapanagos Charry	Prof.	unmatched	unmatched	unmatched
UoM	Department of Balkan, Slavic and Oriental Studies	Stamatopoulos Dimitrios	Prof.	unmatched	unmatched	low
UoM	Department of Balkan, Slavic and Oriental Studies	Tsimpiridou Foteini	Prof.	unmatched	unmatched	unmatched
UoP	Department of Performing and Digital Arts	El Rachemp Aikaterini	Asst.	unmatched	unmatched	low
UoP	Department of Performing and Digital Arts	Evkleidis Alexandros	Asst.	unmatched	unmatched	unmatched
UoP	Department of Performing and Digital Arts	Giotaki Georgia	Asst.	unmatched	unmatched	medium
UoP	Department of Performing and Digital Arts	Iliadis Georgios	Assoc.	unmatched	unmatched	medium
UoP	Department of Performing and Digital Arts	Papagiannouli Christina	Asst.	low	high	medium

Univ.	Department	Member	Grade	GS conf.	OA conf.	S2 conf.
UoP	Department of Performing and Digital Arts	Psarras Vasileios	Asst.	unmatched	unmatched	medium
UoP	Department of Performing and Digital Arts	Roinioti Eleni	Asst.	unmatched	unmatched	medium
UoP	Department of Performing and Digital Arts	Stourna Athina	Asst.	unmatched	unmatched	unmatched
UoP	Department of Philology	Delli Dimitra	Prof.	low	high	low
UoP	Department of Philology	Fragkaki Georgia	Assoc.	unmatched	unmatched	high
UoP	Department of Philology	Gakis Panagiotis	Asst.	unmatched	high	medium
UoP	Department of Philology	Grigoropoulou Marina	Assoc.	unmatched	unmatched	high
UoP	Department of Philology	Karavia Panagiota	Assoc.	unmatched	unmatched	medium
UoP	Department of Philology	Korea Maria	Asst.	unmatched	high	medium
UoP	Department of Philology	Koutrianou Eleni	Prof.	unmatched	unmatched	medium
UoP	Department of Philology	Liotsakis Vasileios	Assoc.	unmatched	high	unmatched
UoP	Department of Philology	Moniou Dimitra	Asst.	unmatched	unmatched	medium
UoP	Department of Philology	Sotiriou Margarita	Assoc.	unmatched	unmatched	medium
UoP	Department of Philology	Volonaki Eleni	Assoc.	unmatched	high	medium
UoP	Department of Sport Management	Alexopoulos Panagiotis	Prof.	unmatched	high	unmatched
UoP	Department of Sport Management	Antonopoulou Panagiota	Prof.	unmatched	high	high
UoP	Department of Sport Management	Avgerinou Vasiliki	Assoc.	unmatched	high	low
UoP	Department of Sport Management	Douvis Ioannis	Prof.	unmatched	high	medium
UoP	Department of Sport Management	Kypraios Georgios	Prof.	unmatched	unmatched	medium
UoP	Department of Sport Management	Strigkas Athanasios	Prof.	unmatched	unmatched	unmatched
UoP	Department of Sport Management	Vrontou Ourania	Assoc.	unmatched	unmatched	unmatched
UoP	Department of Theatre Studies	Blesios Athanasios	Prof.	unmatched	unmatched	low
UoP	Department of Theatre Studies	Kaloudi Kostoula	Asst.	low	high	medium
UoP	Department of Theatre Studies	Kardaras Christos	Prof.	unmatched	unmatched	medium
UoP	Department of Theatre Studies	Leontaris Ioannis	Prof.	unmatched	unmatched	low
UoP	Department of Theatre Studies	Mavroleon Anna	Assoc.	low	unmatched	medium
UoP	Department of Theatre Studies	Mertyri Antonia	Assoc.	unmatched	unmatched	unmatched
UoP	Department of Theatre Studies	Mikedaki Maria	Asst.	unmatched	high	high
UoP	Department of Theatre Studies	Papadopoulou Ioanna	Asst.	unmatched	unmatched	medium
UoP	Department of Theatre Studies	Pyrovolakis Evtychios	Assoc.	unmatched	unmatched	unmatched
UoP	Department of Theatre Studies	Siouzouli Anastasia	Asst.	unmatched	unmatched	unmatched
UoP	Department of Theatre Studies	Spyropoulou Angeliki	Prof.	unmatched	unmatched	unmatched
UoWM	Department of Early Childhood Education	Antiproedros Tmimatos	Prof.	unmatched	unmatched	unmatched
UoWM	Department of Early Childhood Education	Didaktiki Ton Mathimatikon	Asst.	unmatched	unmatched	unmatched
UoWM	Department of Early Childhood Education	Dievthyntis Metaptychiakou	Prof.	unmatched	unmatched	unmatched
UoWM	Department of Early Childhood Education	Dievthyntria Metaptychiakou	Prof.	unmatched	unmatched	unmatched
UoWM	Department of Early Childhood Education	Istoria Tis Ekpaidevsis	Assoc.	unmatched	unmatched	unmatched
UoWM	Department of Early Childhood Education	Koinonioglossologia Kai Analysi Logou	Asst.	unmatched	unmatched	unmatched
UoWM	Department of Early Childhood Education	Koinoniologia Tis Ekpaidevsis	Prof.	unmatched	unmatched	unmatched
UoWM	Department of Early Childhood Education	Maria Georgalou	Asst.	unmatched	unmatched	medium
UoWM	Department of Early Childhood Education	Paidagogiko Tmima Nipiagogon	Asst.	unmatched	unmatched	unmatched
UoWM	Department of Early Childhood Education	Panepistimio Dytikis Makedonias	Asst.	unmatched	unmatched	unmatched
UoWM	Department of Early Childhood Education	Proedros Tmimatos	Prof.	unmatched	unmatched	unmatched
UoWM	Department of Early Childhood Education	Sofia Tromara	Asst.	unmatched	unmatched	unmatched
UoWM	Department of Early Childhood Education	Theatriki Techni Kai Ekpaidevsi	Asst.	unmatched	unmatched	unmatched

Appendix C. OpenAlex: complete results of designs A and B, publications 2012-2025

This appendix reports OpenAlex in full, with the same definitions, windows and ranking rules as the Google Scholar results of Section 5, so that every department and area can be read under a second source with its own coverage (Section 3C). Table C1 gives the design-A department statistics per area, Table C2 the design-B department indicators, and Table C3 the top-20 academics per area by the OpenAlex 2012-2025 h-index.

Table C1a. Philology, literature and linguistics: OpenAlex indicators of academics, publications 2012-2025 (design A). Cells give mean (SD) [median]. Departments ordered by mean h.

Department (Univ.)	N	TRS	Publications mean (SD)	Citations mean (SD)	h mean (SD) [median]	Mean i10	Mean m
Department of English Language and Literature (NKUA)	11	25	31.4 (17.0)	294.4 (662.2)	5.6 (6.8) [2.0]	5.0	0.384
Department of Balkan, Slavic and Oriental Studies (UoM)	28	33	17.0 (14.6)	231.3 (602.0)	4.7 (4.2) [3.0]	3.6	0.371
School of Humanities (HOU)	11	15	22.6 (24.5)	163.4 (188.7)	4.5 (3.8) [5.0]	3.9	0.337
School of English Language and Literature (AUTH)	14	24	23.4 (25.9)	186.4 (408.2)	4.5 (5.2) [2.5]	4.4	0.329
School of Italian Language and Literature (AUTH)	10	16	22.8 (19.2)	97.4 (159.7)	3.8 (3.6) [3.0]	2.3	0.304
Department of Philology (NKUA)	26	50	20.9 (21.7)	159.3 (423.2)	3.7 (5.0) [2.0]	3.0	0.322
School of German Language and Literature (AUTH)	12	19	16.2 (21.9)	430.4 (1,327.0)	3.6 (5.5) [1.5]	3.2	0.282
Department of Greek (DUTH)	12	20	16.1 (13.7)	49.4 (83.0)	3.0 (3.1) [1.5]	1.6	0.274
Department of Philology (UoP)	8	15	15.5 (13.7)	61.6 (77.4)	2.8 (2.0) [3.0]	1.5	0.230

Department (Univ.)	N	TRS	Publications mean (SD)	Citations mean (SD)	h mean (SD) [median]	Mean i10	Mean m
Department of Russian Language and Literature and Slavic Studies (NKUA)	3	7	6.7 (8.1)	44.3 (72.5)	2.3 (2.3) [1.0]	1.3	0.185
Department of Languages, Literature and Culture of Black Sea Countries (DUTH)	9	14	6.9 (7.3)	15.0 (15.1)	1.3 (1.0) [1.0]	0.4	0.147
Department of Italian Language and Literature (NKUA)	5	10	3.4 (2.9)	3.6 (3.5)	1.0 (1.0) [1.0]	0.0	0.093
Department of German Language and Literature (NKUA)	0	1	- (-)	- (-)	- (-) [-]	-	-
Department of Philology (UPatras)	0	4	- (-)	- (-)	- (-) [-]	-	-

Table C1b. Education and pedagogy: OpenAlex indicators of academics, publications 2012-2025 (design A). Cells give mean (SD) [median]. Departments ordered by mean h.

Department (Univ.)	N	TRS	Publications mean (SD)	Citations mean (SD)	h mean (SD) [median]	Mean i10	Mean m
Department of Primary Education (UoI)	14	21	45.5 (65.5)	1,646.7 (4,271.1)	11.0 (14.6) [4.0]	19.7	0.853
Department of Primary Education (DUTH)	14	17	36.9 (37.0)	627.9 (1,013.0)	8.8 (7.3) [7.5]	10.9	0.604
School of Primary Education (AUTH)	18	29	52.2 (124.4)	911.7 (3,124.8)	7.4 (14.8) [3.0]	16.7	0.505
Department of Primary Education (UoC)	11	27	24.8 (33.0)	377.6 (609.6)	6.8 (7.3) [6.0]	8.0	0.505
Department of Educational Studies (NKUA)	7	17	24.7 (16.4)	217.6 (252.7)	6.3 (5.4) [6.0]	6.4	0.474
Department of Early Childhood Care and Education (UNIWA)	12	16	22.0 (25.9)	171.8 (257.5)	4.9 (4.5) [3.0]	4.3	0.438
Department of Early Childhood Education (UThessaly)	16	23	19.6 (14.8)	137.7 (230.6)	4.6 (4.0) [3.0]	3.7	0.342
Department of Early Childhood Education and Care (IHU)	10	13	19.7 (21.7)	139.2 (220.3)	4.5 (4.3) [3.0]	4.2	0.357
Department of Early Childhood Education (UoI)	8	26	14.0 (27.7)	223.9 (514.9)	3.8 (5.4) [1.5]	3.8	0.288
Department of Preschool Education (UoC)	18	24	15.2 (13.6)	147.1 (373.7)	3.6 (3.5) [2.5]	2.3	0.282
Department of Pre-school Education and Educational Design (UAegean)	0	5	- (-)	- (-)	- (-) [-]	-	-
Department of Early Childhood Education (UoWM)	0	14	- (-)	- (-)	- (-) [-]	-	-

Table C1c. Music, drama, fine and applied arts: OpenAlex indicators of academics, publications 2012-2025 (design A). Cells give mean (SD) [median]. Departments ordered by mean h.

Department (Univ.)	N	TRS	Publications mean (SD)	Citations mean (SD)	h mean (SD) [median]	Mean i10	Mean m
School of Visual and Applied Arts (AUTH)	2	20	93.5 (109.6)	2,665.0 (3,490.3)	21.5 (20.5) [21.5]	39.0	1.433
Department of Interior Architecture (UNIWA)	1	14	48.0 (-)	1,354.0 (-)	16.0 (-) [16.0]	18.0	1.067
Department of Music Studies (NKUA)	7	21	62.9 (78.1)	966.3 (1,774.4)	10.3 (11.6) [6.0]	13.7	0.688
Department of Conservation of Antiquities and Works of Art (UNIWA)	5	16	21.4 (16.2)	237.6 (192.5)	6.6 (4.6) [6.0]	6.6	0.501
Department of Theatre Studies (NKUA)	6	14	19.3 (25.4)	356.0 (771.0)	5.0 (8.1) [2.0]	6.5	0.354
School of Music Studies (AUTH)	10	15	20.2 (19.1)	197.5 (307.1)	4.9 (5.8) [2.5]	4.4	0.353
School of Film (AUTH)	6	18	18.5 (19.5)	166.8 (316.4)	3.7 (4.3) [2.5]	3.8	0.320
Department of Performing and Digital Arts (UoP)	5	10	7.0 (3.9)	95.2 (120.2)	3.2 (1.6) [4.0]	1.6	0.340
School of Applied Arts and Sustainable Design (HOU)	4	7	5.2 (4.7)	56.8 (92.0)	2.8 (2.8) [2.5]	1.0	0.311
Department of Music Studies (IONIO)	10	28	11.1 (19.3)	94.2 (284.9)	2.5 (4.8) [1.0]	2.9	0.209
Department of Architecture (UoI)	5	16	11.0 (10.1)	19.6 (19.0)	2.2 (1.3) [2.0]	0.2	0.156
Department of Theatre Studies (UoP)	6	13	8.3 (6.2)	42.3 (87.9)	2.0 (2.5) [1.0]	1.0	0.159
School of Drama (AUTH)	2	13	5.5 (3.5)	5.5 (7.8)	0.5 (0.7) [0.5]	0.5	0.056
Department of Graphic Design and Visual Communication (UNIWA)	0	16	- (-)	- (-)	- (-) [-]	-	-

Table C1d. Philosophy and theology: OpenAlex indicators of academics, publications 2012-2025 (design A). Cells give mean (SD) [median]. Departments ordered by mean h.

Department (Univ.)	N	TRS	Publications mean (SD)	Citations mean (SD)	h mean (SD) [median]	Mean i10	Mean m
School of Theology (AUTH)	17	30	47.3 (133.3)	2,770.2 (11,041.5)	8.9 (24.0) [2.0]	27.9	0.676
School of Philosophy and Education (AUTH)	13	23	35.2 (31.4)	388.4 (500.8)	7.8 (6.7) [7.0]	9.5	0.530
Department of History and Philosophy of Science (NKUA)	16	24	39.9 (42.5)	280.7 (522.5)	6.4 (6.0) [5.0]	6.9	0.479
Department of Philosophy (UPatras)	10	23	27.2 (29.6)	290.5 (701.4)	5.4 (6.2) [3.5]	5.1	0.386
School of Social Theology and Christian Culture (AUTH)	16	30	17.8 (18.6)	254.4 (560.1)	4.3 (7.0) [1.0]	4.4	0.364

Table C1e. Physical education and sport science: OpenAlex indicators of academics, publications 2012-2025 (design A). Cells give mean (SD) [median]. Departments ordered by mean h.

Department (Univ.)	N	TRS	Publications mean (SD)	Citations mean (SD)	h mean (SD) [median]	Mean i10	Mean m
School of Physical Education and Sport Science (NKUA)	21	48	63.0 (96.5)	1,463.4 (2,379.8)	13.8 (13.0) [12.0]	24.1	1.042
School of Physical Education and Sports Science (Serres) (AUTH)	22	27	40.5 (42.7)	718.9 (920.0)	10.9 (9.9) [7.5]	15.4	0.755
School of Physical Education and Sports Science (AUTH)	30	35	32.9 (33.3)	388.4 (583.3)	8.3 (5.9) [7.5]	9.6	0.612
Department of Sport Management (UoP)	11	13	35.9 (52.5)	493.4 (1,087.3)	8.0 (10.4) [3.0]	10.4	0.593

Table C1f. History, archaeology and ethnology: OpenAlex indicators of academics, publications 2012-2025 (design A). Cells give mean (SD) [median]. Departments ordered by mean h.

Department (Univ.)	N	TRS	Publications mean (SD)	Citations mean (SD)	h mean (SD) [median]	Mean i10	Mean m
School of History and Archaeology (AUTH)	21	41	23.4 (25.0)	157.3 (325.1)	4.8 (5.5) [2.0]	4.0	0.347
Department of History and Archaeology (NKUA)	11	35	25.9 (27.6)	181.2 (367.0)	4.5 (5.5) [2.0]	4.5	0.339

Table C2a. Philology, literature and linguistics: OpenAlex documents 2012-2025 per department (design B). Ordered by citations per TRS member.

Department (Univ.)	TRS	No profile	Papers	Citations	Papers/ TRS	Cit./TRS	Cit./paper	Rank cit/TRS (area)	Rank cit/paper (area)	Rank in univ.
School of German Language and Literature (AUTH)	19	19	193	5165	10.16	271.84	26.76	1	1	5
Department of Balkan, Slavic and Oriental Studies (UoM)	33	33	475	6466	14.39	195.94	13.61	2	2	1
Department of English Language and Literature (NKUA)	25	25	334	3237	13.36	129.48	9.69	3	3	5
School of Humanities (HOU)	15	15	249	1797	16.60	119.80	7.22	4	6	1
School of English Language and Literature (AUTH)	24	24	326	2610	13.58	108.75	8.01	5	4	10
Department of Philology (NKUA)	50	50	543	4142	10.86	82.84	7.63	6	5	7
School of Italian Language and Literature (AUTH)	16	16	220	863	13.75	53.94	3.92	7	9	13
Department of Philology (UoP)	15	15	123	493	8.20	32.87	4.01	8	8	3
Department of Greek (DUTH)	20	20	190	589	9.50	29.45	3.10	9	10	2
Department of Russian Language and Literature and Slavic Studies (NKUA)	7	7	20	133	2.86	19.00	6.65	10	7	9
Department of Languages, Literature and Culture of Black Sea Countries (DUTH)	14	14	61	134	4.36	9.57	2.20	11	11	3
Department of Italian Language and Literature (NKUA)	10	10	17	18	1.70	1.80	1.06	12	12	10
Department of Philology (UPatras)	4	4	0	0	0.00	0.00	0.00	13	13	2
Department of German Language and Literature (NKUA)	1	1	0	0	0.00	0.00	0.00	13	13	11

Table C2b. Education and pedagogy: OpenAlex documents 2012-2025 per department (design B). Ordered by citations per TRS member.

Department (Univ.)	TRS	No profile	Papers	Citations	Papers/ TRS	Cit./TRS	Cit./paper	Rank cit/TRS (area)	Rank cit/paper (area)	Rank in univ.
Department of Primary Education (UoI)	21	21	632	22940	30.10	1,092.38	36.30	1	1	1
School of Primary Education (AUTH)	29	29	937	16405	32.31	565.69	17.51	2	2	2
Department of Primary Education (DUTH)	17	17	512	8688	30.12	511.06	16.97	3	3	1
Department of Primary Education (UoC)	27	27	269	4141	9.96	153.37	15.39	4	5	1
Department of Early Childhood Care and Education (UNIWA)	16	16	254	2032	15.88	127.00	8.00	5	8	1
Department of Early Childhood Education and Care (IHU)	13	13	192	1375	14.77	105.77	7.16	6	9	1
Department of Preschool Education (UoC)	24	24	231	2404	9.62	100.17	10.41	7	6	2
Department of Early Childhood Education (UThessaly)	23	23	313	2201	13.61	95.70	7.03	8	10	1
Department of Educational Studies (NKUA)	17	17	172	1523	10.12	89.59	8.85	9	7	6
Department of Early Childhood Education (UoI)	26	26	112	1791	4.31	68.88	15.99	10	4	2
Department of Pre-school Education and Educational Design (UAegean)	5	5	0	0	0.00	0.00	0.00	11	11	1
Department of Early Childhood Education (UoWM)	14	14	0	0	0.00	0.00	0.00	11	11	1

Table C2c. Music, drama, fine and applied arts: OpenAlex documents 2012-2025 per department (design B). Ordered by citations per TRS member.

Department (Univ.)	TRS	No profile	Papers	Citations	Papers/ TRS	Cit./TRS	Cit./paper	Rank cit/TRS (area)	Rank cit/paper (area)	Rank in univ.
Department of Music Studies (NKUA)	21	21	423	6734	20.14	320.67	15.92	1	4	2
School of Visual and Applied Arts (AUTH)	20	20	187	5330	9.35	266.50	28.50	2	1	6
Department of Theatre Studies (NKUA)	14	14	116	2136	8.29	152.57	18.41	3	3	4
School of Music Studies (AUTH)	15	15	198	1958	13.20	130.53	9.89	4	8	9
Department of Interior Architecture (UNIWA)	14	14	48	1354	3.43	96.71	28.21	5	2	2
Department of Conservation of Antiquities and Works of Art (UNIWA)	16	16	107	1188	6.69	74.25	11.10	6	6	3
School of Film (AUTH)	18	18	111	1001	6.17	55.61	9.02	7	9	12
Department of Performing and Digital Arts (UoP)	10	10	35	476	3.50	47.60	13.60	8	5	2
Department of Music Studies (IONIO)	28	28	110	938	3.93	33.50	8.53	9	10	1
School of Applied Arts and Sustainable Design (HOU)	7	7	21	227	3.00	32.43	10.81	10	7	2
Department of Theatre Studies (UoP)	13	13	50	254	3.85	19.54	5.08	11	11	4
Department of Architecture (UoI)	16	16	55	98	3.44	6.12	1.78	12	12	3
School of Drama (AUTH)	13	13	11	11	0.85	0.85	1.00	13	13	14
Department of Graphic Design and Visual Communication (UNIWA)	16	16	0	0	0.00	0.00	0.00	14	14	4

Table C2d. Philosophy and theology: OpenAlex documents 2012-2025 per department (design B). Ordered by citations per TRS member.

Department (Univ.)	TRS	No profile	Papers	Citations	Papers/ TRS	Cit./TRS	Cit./paper	Rank cit/TRS (area)	Rank cit/paper (area)	Rank in univ.
School of Theology (AUTH)	30	30	800	47085	26.67	1,569.50	58.86	1	1	1
School of Philosophy and Education (AUTH)	23	23	456	5049	19.83	219.52	11.07	2	3	7
Department of History and Philosophy of Science (NKUA)	24	24	624	4439	26.00	184.96	7.11	3	5	3
School of Social Theology and Christian Culture (AUTH)	30	30	284	4070	9.47	135.67	14.33	4	2	8
Department of Philosophy (UPatras)	23	23	272	2905	11.83	126.30	10.68	5	4	1

Table C2e. Physical education and sport science: OpenAlex documents 2012-2025 per department (design B). Ordered by citations per TRS member.

Department (Univ.)	TRS	No profile	Papers	Citations	Papers/ TRS	Cit./TRS	Cit./paper	Rank cit/TRS (area)	Rank cit/paper (area)	Rank in univ.
School of Physical Education and Sport Science (NKUA)	48	48	1266	29875	26.38	622.40	23.60	1	1	1
Department of Sport Management (UoP)	13	13	374	5369	28.77	413.00	14.36	2	2	1
School of Physical Education and Sports Science (Serres) (AUTH)	27	27	604	8648	22.37	320.30	14.32	3	3	3
School of Physical Education and Sports Science (AUTH)	35	35	869	10889	24.83	311.11	12.53	4	4	4

Table C2f. History, archaeology and ethnology: OpenAlex documents 2012-2025 per department (design B). Ordered by citations per TRS member.

Department (Univ.)	TRS	No profile	Papers	Citations	Papers/ TRS	Cit./TRS	Cit./paper	Rank cit/TRS (area)	Rank cit/paper (area)	Rank in univ.
School of History and Archaeology (AUTH)	41	41	489	3304	11.93	80.59	6.76	1	2	11
Department of History and Archaeology (NKUA)	35	35	285	1993	8.14	56.94	6.99	2	1	8

Table C3a. Philology, literature and linguistics: top-20 academics by OpenAlex h-index, publications 2012-2025 (design A).

Academic	Department (Univ.)	h	i10	Cites	Pubs	Rank h d/u/a/all	Comp. (area)	Lifetime h / i10 / cites	Conf.
Nikolaos Panagopoulos	Department of English Language and Literature (NKUA)	22	27	2,190	44	1/9/1/23	2.2	22 / 27 / 2,190	-
Rota Maria	Department of Philology (NKUA)	22	29	2,029	59	1/9/1/23	2.2	22 / 29 / 2,029	H
Peristeri Eleni	School of English Language and Literature (AUTH)	20	34	1,562	87	1/13/3/31	2.0	20 / 34 / 1,562	H
Pagkalos Giannis	School of German Language and Literature (AUTH)	18	23	4,631	65	1/15/4/34	2.1	18 / 23 / 4,631	H
Varlokosta Spyridoula	Department of Philology (NKUA)	16	23	868	62	2/14/5/40	5.9	16 / 23 / 868	H
Karagiannis Emmanouil	Department of Balkan, Slavic and Oriental Studies (UoM)	15	15	3,167	23	1/1/6/46	4.3	15 / 15 / 3,167	-
Michailidis Panagiotis	Department of Balkan, Slavic and Oriental Studies (UoM)	14	18	695	31	2/2/7/58	9.3	14 / 18 / 695	-

Academic	Department (Univ.)	h	i10	Cites	Pubs	Rank h d/u/a/all	Comp. (area)	Lifetime h / i10 / cites	Conf.
Anna Sfakianaki	Department of English Language and Literature (NKUA)	13	16	691	58	2/16/8/66	8.6	13 / 16 / 691	-
Stavrakaki Stavroula	School of Italian Language and Literature (AUTH)	12	13	507	54	1/32/9/74	10.8	12 / 13 / 507	H
Karakatsanis Leonidas	Department of Balkan, Slavic and Oriental Studies (UoM)	12	14	488	58	3/3/9/74	10.2	12 / 14 / 488	-
Koulaouzidis Georgios	School of Humanities (HOU)	12	15	487	78	1/1/9/74	4.4	12 / 15 / 487	-
Stamou Anastasia	School of German Language and Literature (AUTH)	11	11	370	56	2/37/12/90	12.9	11 / 11 / 370	H
Nikolaos Lavidas	Department of English Language and Literature (NKUA)	11	11	248	63	3/25/12/90	10.1	11 / 11 / 248	H
Panopoulos Anastasios	Department of Balkan, Slavic and Oriental Studies (UoM)	10	10	518	27	4/4/14/95	14.1	10 / 10 / 518	-
Bella Spyridoula	Department of Philology (NKUA)	10	10	449	21	3/26/14/95	18.1	10 / 10 / 449	H
Mastrogianni Anna	Department of Greek (DUTH)	10	10	275	23	1/6/14/95	20.1	10 / 10 / 275	H
Palaiologou Nektaria	School of Humanities (HOU)	8	7	276	52	2/2/17/118	16.1	8 / 7 / 276	H
Schoina Maria	School of English Language and Literature (AUTH)	8	8	260	67	2/46/17/118	6.8	8 / 8 / 260	H
Sideri Eleni	Department of Balkan, Slavic and Oriental Studies (UoM)	8	6	180	40	5/5/17/118	20.8	8 / 6 / 180	-
Dosi Ifigeneia	Department of Greek (DUTH)	8	6	151	29	2/9/17/118	23.2	8 / 6 / 151	H

Table C3b. Education and pedagogy: top-20 academics by OpenAlex h-index, publications 2012-2025 (design A).

Academic	Department (Univ.)	h	i10	Cites	Pubs	Rank h d/u/a/all	Comp. (area)	Lifetime h / i10 / cites	Conf.
Goulis Dimitrios	School of Primary Education (AUTH)	64	241	13,345	532	1/2/1/2	1.2	64 / 241 / 13,345	H
Mavridis Dimitrios	Department of Primary Education (UoI)	54	148	16,209	254	1/1/2/3	1.5	54 / 148 / 16,209	H
Nikolaou Souzanna-Maria	Department of Primary Education (UoI)	25	39	2,432	89	2/2/3/13	4.1	25 / 39 / 2,432	-
Eleni Vasilaki	Department of Primary Education (UoC)	25	40	2,042	117	1/1/3/13	4.0	25 / 40 / 2,042	H
Markos Angelos	Department of Primary Education (DUTH)	22	36	3,664	104	1/1/5/23	4.3	22 / 36 / 3,664	H
Theodorou Dimitrios	Department of Primary Education (DUTH)	21	33	1,437	115	2/2/6/28	6.4	21 / 33 / 1,437	-
Kotsis Konstantinos	Department of Primary Education (UoI)	19	29	2,290	62	3/3/7/32	7.1	19 / 29 / 2,290	H
Anastasia Vlachou	Department of Educational Studies (NKUA)	16	22	739	42	1/14/8/40	13.3	16 / 22 / 739	H
Brouzos Andreas	Department of Primary Education (UoI)	16	25	616	50	4/4/8/40	13.3	16 / 25 / 616	H
Papageorgiou Georgios	Department of Primary Education (DUTH)	15	18	1,493	73	3/3/10/46	9.2	15 / 18 / 1,493	-
Sarris Dimitrios	Department of Early Childhood Education (UoI)	15	19	1,486	81	1/5/10/46	9.3	15 / 19 / 1,486	H
Papadopoulos Ioannis	School of Primary Education (AUTH)	15	19	927	141	2/20/10/46	5.8	15 / 19 / 927	H
Papakostas Christos	Department of Primary Education (UoI)	15	23	883	51	5/5/10/46	12.7	15 / 23 / 883	-
Kokkinos Konstantinos	Department of Primary Education (DUTH)	15	22	850	61	3/3/10/46	12.6	15 / 22 / 850	-
Manolitsis Georgios	Department of Preschool Education (UoC)	14	18	1,602	50	1/2/15/58	11.3	14 / 18 / 1,602	H
Saiti Anna	Department of Early Childhood Care and Education (UNIWA)	14	20	665	83	1/2/15/58	12.3	14 / 20 / 665	H
Dermitzaki Eirini	Department of Early Childhood Education (UThessaly)	13	17	865	30	1/1/17/66	18.7	13 / 17 / 865	-
Angeliki Mouzaki	Department of Primary Education (UoC)	13	17	740	36	2/3/17/66	19.1	13 / 17 / 740	H
Grammatikopoulos Vasilis	Department of Early Childhood Education and Care (IHU)	13	21	637	69	1/1/17/66	15.6	13 / 21 / 637	H
Karagianni Panagiota	School of Primary Education (AUTH)	12	16	1,318	70	3/32/20/74	12.9	12 / 16 / 1,318	-

Table C3c. Music, drama, fine and applied arts: top-20 academics by OpenAlex h-index, publications 2012-2025 (design A).

Academic	Department (Univ.)	h	i10	Cites	Pubs	Rank h d/u/a/all	Comp. (area)	Lifetime h / i10 / cites	Conf.
Venetis Christos	School of Visual and Applied Arts (AUTH)	36	72	5,133	171	1/3/1/5	1.2	36 / 72 / 5,133	H
Georgios Kitsios	Department of Music Studies (NKUA)	36	69	4,935	235	1/2/1/5	1.2	36 / 69 / 4,935	H
Spanos Ioannis	Department of Theatre Studies (NKUA)	21	34	1,924	69	1/11/3/28	3.0	21 / 34 / 1,924	H
Papageorgiou Dimitrios	School of Music Studies (AUTH)	19	24	996	58	1/14/4/32	4.9	19 / 24 / 996	H
Dr. Martha	Department of Interior Architecture (UNIWA)	16	18	1,354	48	1/1/5/40	5.2	16 / 18 / 1,354	H
Andreadis Stefanos	Department of Music Studies (IONIO)	16	29	905	63	1/1/5/40	5.3	16 / 29 / 905	-
Maria Chatzidaki	Department of Conservation of Antiquities and Works of Art (UNIWA)	13	16	510	27	1/3/7/66	9.8	13 / 16 / 510	-
Theodoropoulos Dimitris	School of Film (AUTH)	12	18	807	49	1/32/8/74	7.6	12 / 18 / 807	-
Christina Anagnostopoulou	Department of Music Studies (NKUA)	10	11	555	68	2/26/9/95	6.4	10 / 11 / 555	H
Georgios Mastrotheodoros	Department of Conservation of Antiquities and Works of Art (UNIWA)	9	8	321	45	2/5/10/109	10.3	9 / 8 / 321	H
Kanellopoulos Panagiotis	School of Music Studies (AUTH)	9	8	298	48	2/42/10/109	9.7	9 / 8 / 298	H
Ioannis Papathanasiou	Department of Music Studies (NKUA)	8	8	827	16	3/32/12/118	11.2	8 / 8 / 827	H
Pastiadis Konstantinos	School of Music Studies (AUTH)	8	7	288	25	3/46/12/118	14.3	8 / 7 / 288	H

Academic	Department (Univ.)	h	i10	Cites	Pubs	Rank h d/u/a/all	Comp. (area)	Lifetime h / i10 / cites	Conf.
Dafiotis Panagiotis	School of Visual and Applied Arts (AUTH)	7	6	197	16	2/56/14/140	18.1	7 / 6 / 197	H
Areti Andreopoulou	Department of Music Studies (NKUA)	6	4	260	45	4/36/15/155	13.1	6 / 4 / 260	H
Papadopoulou Ioanna	Department of Theatre Studies (UoP)	6	5	220	18	1/5/15/155	18.1	6 / 5 / 220	-
Sotiropoulou Sofia	School of Applied Arts and Sustainable Design (HOU)	6	4	193	7	1/4/15/155	21.3	6 / 4 / 193	H
Maria Giannoulaki	Department of Conservation of Antiquities and Works of Art (UNIWA)	6	5	126	22	3/8/15/155	18.7	6 / 5 / 126	H
Theodoropoulos Anastasios	Department of Performing and Digital Arts (UoP)	5	4	291	5	1/7/19/178	19.8	5 / 4 / 291	-
Papadelis Georgios	School of Music Studies (AUTH)	5	2	264	14	4/73/19/178	19.0	5 / 2 / 264	H

Table C3d. Philosophy and theology: top-20 academics by OpenAlex h-index, publications 2012-2025 (design A).

Academic	Department (Univ.)	h	i10	Cites	Pubs	Rank h d/u/a/all	Comp. (area)	Lifetime h / i10 / cites	Conf.
Evangelou Ilias	School of Theology (AUTH)	101	450	45,612	561	1/1/1/1	1.0	101 / 450 / 45,612	H
Stefanou Ioannis	Department of History and Philosophy of Science (NKUA)	24	42	2,139	164	1/6/2/17	2.2	24 / 42 / 2,139	H
Liakos Ioannis	School of Social Theology and Christian Culture (AUTH)	24	32	2,090	53	1/8/2/17	3.6	24 / 32 / 2,090	-
Zeimpekis Ioannis	Department of Philosophy (UPatras)	22	34	2,275	108	1/1/4/23	2.8	22 / 34 / 2,275	H
Stamovlasis Dimitrios	School of Philosophy and Education (AUTH)	21	42	1,591	103	1/12/5/28	4.6	21 / 42 / 1,591	H
Christou Konstantinos	School of Social Theology and Christian Culture (AUTH)	17	21	965	56	2/17/6/36	7.5	17 / 21 / 965	H
Dounavi Katerina	School of Philosophy and Education (AUTH)	15	20	1,116	80	2/20/7/46	5.9	15 / 20 / 1,116	H
Papadimitriou Achilleas	School of Philosophy and Education (AUTH)	15	19	752	46	2/20/7/46	9.0	15 / 19 / 752	H
Tsironis Christos	School of Theology (AUTH)	14	15	512	43	2/27/9/58	11.8	14 / 15 / 512	H
Daskalaki Maria	School of Philosophy and Education (AUTH)	13	15	607	38	4/31/10/66	11.6	13 / 15 / 607	-
Papatheodorou Christos	Department of History and Philosophy of Science (NKUA)	12	15	503	78	2/19/11/74	9.0	12 / 15 / 503	H
Karakostas Vasileios	Department of History and Philosophy of Science (NKUA)	10	11	521	37	3/26/12/95	13.7	10 / 11 / 521	H
Papadopoulou Vasiliki	School of Philosophy and Education (AUTH)	10	11	408	60	5/39/12/95	11.7	10 / 11 / 408	H
Ioannidis Stavros	Department of History and Philosophy of Science (NKUA)	10	10	232	52	3/26/12/95	14.3	10 / 10 / 232	H
Georgopoulos Vasileios	School of Social Theology and Christian Culture (AUTH)	9	9	462	29	3/42/15/109	17.1	9 / 9 / 462	-
Drakopoulos Stavros	Department of History and Philosophy of Science (NKUA)	9	9	198	61	5/30/15/109	12.9	9 / 9 / 198	H
Pittaras Theodoros	School of Social Theology and Christian Culture (AUTH)	8	8	476	29	4/46/17/118	17.5	8 / 8 / 476	-
Athanasiadis Athanasios	School of Theology (AUTH)	8	6	293	52	3/46/17/118	15.4	8 / 6 / 293	H
Ierodiakonou Katerina	Department of History and Philosophy of Science (NKUA)	8	6	267	74	6/32/17/118	11.7	8 / 6 / 267	H
Dimitrakopoulos Ioannis	Department of Philosophy (UPatras)	8	7	202	22	2/2/17/118	21.8	8 / 7 / 202	-

Table C3e. Physical education and sport science: top-20 academics by OpenAlex h-index, publications 2012-2025 (design A).

Academic	Department (Univ.)	h	i10	Cites	Pubs	Rank h d/u/a/all	Comp. (area)	Lifetime h / i10 / cites	Conf.
Konstantinos Dimopoulos	School of Physical Education and Sport Science (NKUA)	50	148	9,328	435	1/1/1/4	1.0	50 / 148 / 9,328	H
Alexopoulos Panagiotis	Department of Sport Management (UoP)	36	75	3,697	187	1/1/2/5	2.4	36 / 75 / 3,697	H
Gerasimos Terzis	School of Physical Education and Sport Science (NKUA)	32	67	3,067	147	2/3/3/8	4.3	32 / 67 / 3,067	H
Nikolaidis Michalis	School of Physical Education and Sports Science (Serres) (AUTH)	32	58	3,020	88	1/4/3/8	4.9	32 / 58 / 3,020	H
Athanasios Mouratidis	School of Physical Education and Sport Science (NKUA)	30	42	5,505	70	3/4/5/10	3.9	30 / 42 / 5,505	H
Kyparos Antonios	School of Physical Education and Sports Science (Serres) (AUTH)	29	45	2,435	63	2/5/6/11	9.1	29 / 45 / 2,435	H
Kouidi Evangelia	School of Physical Education and Sports Science (AUTH)	27	59	2,853	160	1/6/7/12	5.8	27 / 59 / 2,853	H
Christos Giannakopoulos	School of Physical Education and Sport Science (NKUA)	25	59	2,875	167	4/5/8/13	5.0	25 / 59 / 2,875	-
Dipla Konstantina	School of Physical Education and Sports Science (Serres) (AUTH)	25	51	2,167	158	3/7/8/13	7.1	25 / 51 / 2,167	H
Zafeiridis Andreas	School of Physical Education and Sports Science (Serres) (AUTH)	24	48	1,831	130	4/8/10/17	9.0	24 / 48 / 1,831	H

Academic	Department (Univ.)	h	i10	Cites	Pubs	Rank h d/u/a/all	Comp. (area)	Lifetime h / i10 / cites	Conf.
Nikolaos Grivas	School of Physical Education and Sport Science (NKUA)	23	37	4,286	86	5/7/11/20	5.7	23 / 37 / 4,286	-
Margaritelis Nikolaos	School of Physical Education and Sports Science (Serres) (AUTH)	23	37	1,816	65	5/10/11/20	12.7	23 / 37 / 1,816	H
Emmanouil Zacharakis	School of Physical Education and Sport Science (NKUA)	23	36	1,644	64	5/7/11/20	13.4	23 / 36 / 1,644	H
Papadopoulos Panagiotis	School of Physical Education and Sports Science (AUTH)	18	28	1,469	89	2/15/14/34	11.2	18 / 28 / 1,469	H
Patikas Dimitrios	School of Physical Education and Sports Science (Serres) (AUTH)	17	24	962	65	6/17/15/36	16.0	17 / 24 / 962	H
Olyvia Donti	School of Physical Education and Sport Science (NKUA)	17	22	792	58	7/12/15/36	17.4	17 / 22 / 792	H
Voudouris Dimitrios	School of Physical Education and Sports Science (AUTH)	16	23	741	71	3/19/17/40	16.4	16 / 23 / 741	H
Vlachopoulos Symeon	School of Physical Education and Sports Science (Serres) (AUTH)	15	16	1,006	36	7/20/18/46	20.0	15 / 16 / 1,006	H
Metaxas Thomas	School of Physical Education and Sports Science (AUTH)	15	26	709	74	4/20/18/46	15.9	15 / 26 / 709	H
Alexandris Konstantinos	School of Physical Education and Sports Science (AUTH)	15	19	512	43	4/20/18/46	22.6	15 / 19 / 512	H

Table C3f. History, archaeology and ethnology: top-20 academics by OpenAlex h-index, publications 2012-2025 (design A).

Academic	Department (Univ.)	h	i10	Cites	Pubs	Rank h d/u/a/all	Comp. (area)	Lifetime h / i10 / cites	Conf.
Valamoti Soultana-Maria	School of History and Archaeology (AUTH)	22	31	1,319	119	1/11/1/23	1.0	22 / 31 / 1,319	H
Maria Papathanasiou	Department of History and Archaeology (NKUA)	17	27	1,219	92	1/12/2/36	2.0	17 / 27 / 1,219	H
Sfikas Athanasios	School of History and Archaeology (AUTH)	15	17	502	28	2/20/3/46	4.2	15 / 17 / 502	-
Liapi Eleni	School of History and Archaeology (AUTH)	14	16	762	51	3/27/4/58	3.6	14 / 16 / 762	-
Konstantinos Raptis	Department of History and Archaeology (NKUA)	13	16	441	59	2/16/5/66	4.1	13 / 16 / 441	H
Papadaki Eirini	School of History and Archaeology (AUTH)	6	4	146	43	4/66/6/155	5.6	6 / 4 / 146	-
Dimitris Plantzos	Department of History and Archaeology (NKUA)	6	3	94	38	3/36/6/155	6.8	6 / 3 / 94	H
Tounta Eleni	School of History and Archaeology (AUTH)	6	3	88	31	4/66/6/155	7.3	6 / 3 / 88	H
Vlachou Vasiliki	School of History and Archaeology (AUTH)	5	3	120	28	6/73/9/178	8.3	5 / 3 / 120	-
Antoniou Georgios	School of History and Archaeology (AUTH)	4	2	81	8	7/85/10/207	13.0	4 / 2 / 81	H
Angelopoulos Georgios	School of History and Archaeology (AUTH)	4	3	75	13	7/85/10/207	12.6	4 / 3 / 75	H
Papagianni Eleni	School of History and Archaeology (AUTH)	4	1	46	22	7/85/10/207	11.4	4 / 1 / 46	H
Konstantinos Kopanias	Department of History and Archaeology (NKUA)	3	1	33	19	4/53/13/247	13.6	3 / 1 / 33	H
Anastasia Drandaki	Department of History and Archaeology (NKUA)	3	1	33	8	4/53/13/247	16.3	3 / 1 / 33	H
Xydopoulos Ioannis	School of History and Archaeology (AUTH)	3	0	18	20	10/93/13/247	13.9	3 / 0 / 18	H
Vangelis Karamanolakis	Department of History and Archaeology (NKUA)	2	1	126	12	6/67/16/302	11.9	2 / 1 / 126	H
Kyriakou Athanasia	School of History and Archaeology (AUTH)	2	2	47	15	11/111/16/302	15.1	2 / 2 / 47	H
Vasileiou Alexandra Kyriaki	School of History and Archaeology (AUTH)	2	1	19	4	11/111/16/302	19.5	2 / 1 / 19	-
Kantirea Maria	School of History and Archaeology (AUTH)	2	0	18	16	11/111/16/302	16.2	2 / 0 / 18	H
Fappas Ioannis	School of History and Archaeology (AUTH)	2	1	18	10	11/111/16/302	18.6	2 / 1 / 18	-

Appendix D. Semantic Scholar: complete results of designs A and B, publications 2012-2025

This appendix reports Semantic Scholar in full, with the same definitions, windows and ranking rules as the Google Scholar results of Section 5, so that every department and area can be read under a second source with its own coverage (Section 3C). Table D1 gives the design-A department statistics per area, Table D2 the design-B department indicators, and Table D3 the top-20 academics per area by the Semantic Scholar 2012-2025 h-index.

Table D1a. Philology, literature and linguistics: Semantic Scholar indicators of academics, publications 2012-2025 (design A). Cells give mean (SD) [median]. Departments ordered by mean h.

Department (Univ.)	N	TRS	Publications mean (SD)	Citations mean (SD)	h mean (SD) [median]	Mean i10	Mean m
Department of Balkan, Slavic and Oriental Studies (UoM)	27	33	24.0 (59.7)	377.9 (1,227.5)	5.2 (8.4) [3.0]	9.5	0.237
School of Humanities (HOU)	10	15	20.8 (26.3)	200.1 (227.2)	4.9 (4.0) [5.0]	4.9	0.246
School of English Language and Literature (AUTH)	20	24	17.2 (21.8)	133.3 (296.3)	3.1 (3.5) [1.5]	2.2	0.137
Department of Languages, Literature and Culture of Black Sea Countries (DUTH)	12	14	18.3 (42.8)	122.2 (355.5)	3.0 (6.1) [0.5]	3.8	0.322
School of German Language and Literature (AUTH)	17	19	12.9 (10.0)	96.7 (164.9)	2.9 (3.0) [2.0]	1.9	0.155
School of Italian Language and Literature (AUTH)	15	16	12.9 (11.2)	24.3 (35.0)	2.1 (2.0) [2.0]	0.6	0.113
Department of Philology (NKUA)	40	50	12.5 (15.2)	96.0 (310.7)	2.1 (3.5) [1.0]	1.9	0.104
Department of English Language and Literature (NKUA)	11	25	5.7 (7.5)	27.3 (47.4)	1.6 (2.0) [1.0]	0.7	0.115
Department of Greek (DUTH)	18	20	10.4 (10.9)	28.1 (47.6)	1.6 (1.9) [1.0]	0.9	0.082
Department of Russian Language and Literature and Slavic Studies (NKUA)	5	7	2.6 (1.9)	4.8 (7.3)	1.0 (1.0) [1.0]	0.2	0.077
Department of Italian Language and Literature (NKUA)	8	10	6.2 (6.3)	3.0 (3.8)	0.8 (0.9) [0.5]	0.0	0.045
Department of Philology (UoP)	14	15	2.9 (3.9)	4.6 (12.0)	0.6 (1.5) [0.0]	0.1	0.057
Department of German Language and Literature (NKUA)	0	1	- (-)	- (-)	- (-) [-]	-	-
Department of Philology (UPatras)	0	4	- (-)	- (-)	- (-) [-]	-	-

Table D1b. Education and pedagogy: Semantic Scholar indicators of academics, publications 2012-2025 (design A). Cells give mean (SD) [median]. Departments ordered by mean h.

Department (Univ.)	N	TRS	Publications mean (SD)	Citations mean (SD)	h mean (SD) [median]	Mean i10	Mean m
Department of Primary Education (UoI)	16	21	35.9 (45.0)	404.1 (508.2)	8.4 (6.6) [6.0]	11.3	0.298
Department of Primary Education (DUTH)	16	17	19.9 (20.6)	226.4 (460.7)	5.5 (5.2) [4.5]	5.4	0.379
Department of Early Childhood Education and Care (IHU)	12	13	20.0 (15.9)	127.2 (170.8)	5.0 (3.7) [4.0]	3.7	0.335
Department of Early Childhood Education (UThessaly)	19	23	21.5 (39.5)	336.7 (1,176.8)	5.0 (9.1) [2.0]	6.2	0.282
Department of Primary Education (UoC)	10	27	20.2 (35.6)	219.9 (416.1)	4.9 (6.6) [1.5]	6.3	0.359
Department of Early Childhood Care and Education (UNIWA)	14	16	13.9 (21.2)	145.9 (241.7)	4.1 (4.3) [3.0]	3.8	0.233
Department of Preschool Education (UoC)	22	24	13.3 (13.2)	279.4 (601.1)	4.0 (4.3) [3.0]	3.1	0.228
School of Primary Education (AUTH)	23	29	6.6 (6.4)	43.7 (93.5)	2.0 (1.9) [2.0]	0.9	0.130
Department of Early Childhood Education (UoI)	13	26	3.8 (3.0)	21.4 (26.9)	1.6 (1.5) [1.0]	0.8	0.149
Department of Educational Studies (NKUA)	6	17	1.5 (1.4)	2.0 (4.4)	0.5 (0.8) [0.0]	0.0	0.079
Department of Early Childhood Education (UoWM)	2	14	1.0 (0.0)	0.5 (0.7)	0.5 (0.7) [0.5]	0.0	0.062
Department of Pre-school Education and Educational Design (UAegean)	0	5	- (-)	- (-)	- (-) [-]	-	-

Table D1c. Music, drama, fine and applied arts: Semantic Scholar indicators of academics, publications 2012-2025 (design A). Cells give mean (SD) [median]. Departments ordered by mean h.

Department (Univ.)	N	TRS	Publications mean (SD)	Citations mean (SD)	h mean (SD) [median]	Mean i10	Mean m
School of Applied Arts and Sustainable Design (HOU)	6	7	42.2 (49.0)	770.5 (942.2)	10.2 (9.1) [8.5]	13.2	0.482
School of Music Studies (AUTH)	14	15	28.1 (39.2)	311.9 (717.5)	5.5 (7.7) [2.5]	8.7	0.230
Department of Architecture (UoI)	8	16	20.8 (41.2)	347.9 (851.0)	5.4 (9.1) [1.5]	7.6	0.276
Department of Graphic Design and Visual Communication (UNIWA)	2	16	47.5 (65.8)	70.0 (99.0)	3.5 (5.0) [3.5]	1.0	0.233
Department of Theatre Studies (NKUA)	11	14	12.4 (20.2)	163.1 (479.8)	3.3 (6.1) [1.0]	3.4	0.230
Department of Performing and Digital Arts (UoP)	8	10	10.1 (13.1)	77.2 (133.1)	3.1 (3.3) [3.0]	2.0	0.255
School of Visual and Applied Arts (AUTH)	10	20	6.2 (5.3)	57.8 (65.5)	2.6 (2.5) [2.0]	2.1	0.139
Department of Theatre Studies (UoP)	9	13	13.7 (28.1)	94.6 (260.4)	2.6 (4.9) [0.0]	3.3	0.100
Department of Music Studies (IONIO)	19	28	7.2 (16.1)	71.4 (218.7)	1.9 (4.2) [1.0]	2.2	0.120
Department of Conservation of Antiquities and Works of Art (UNIWA)	5	16	4.4 (4.0)	14.8 (17.8)	1.6 (1.3) [1.0]	0.4	0.165
School of Film (AUTH)	12	18	8.8 (8.7)	17.0 (32.0)	1.3 (1.1) [1.0]	0.3	0.099
Department of Music Studies (NKUA)	9	21	4.9 (4.8)	48.8 (88.7)	1.2 (1.6) [1.0]	0.8	0.086
School of Drama (AUTH)	1	13	3.0 (-)	0.0 (-)	0.0 (-) [0.0]	0.0	0.000
Department of Interior Architecture (UNIWA)	2	14	1.5 (0.7)	0.0 (0.0)	0.0 (0.0) [0.0]	0.0	0.000

Table D1d. Philosophy and theology: Semantic Scholar indicators of academics, publications 2012-2025 (design A). Cells give mean (SD) [median]. Departments ordered by mean h.

Department (Univ.)	N	TRS	Publications mean (SD)	Citations mean (SD)	h mean (SD) [median]	Mean i10	Mean m
Department of History and Philosophy of Science (NKUA)	20	24	14.0 (13.1)	95.3 (165.2)	3.9 (3.5) [3.0]	2.7	0.247
Department of Philosophy (UPatras)	12	23	10.0 (7.9)	228.4 (580.8)	3.2 (3.5) [2.5]	1.8	0.201
School of Social Theology and Christian Culture (AUTH)	28	30	11.6 (25.7)	168.7 (520.0)	3.0 (6.5) [1.0]	3.6	0.157
School of Philosophy and Education (AUTH)	21	23	10.8 (18.3)	184.6 (499.4)	2.7 (3.6) [1.0]	1.6	0.141
School of Theology (AUTH)	23	30	5.9 (5.6)	38.6 (104.4)	1.6 (1.9) [1.0]	0.5	0.094

Table D1e. Physical education and sport science: Semantic Scholar indicators of academics, publications 2012-2025 (design A). Cells give mean (SD) [median]. Departments ordered by mean h.

Department (Univ.)	N	TRS	Publications mean (SD)	Citations mean (SD)	h mean (SD) [median]	Mean i10	Mean m
School of Physical Education and Sports Science (Serres) (AUTH)	25	27	17.2 (20.4)	311.3 (536.4)	6.5 (7.4) [4.0]	7.2	0.308
School of Physical Education and Sports Science (AUTH)	32	35	23.9 (24.5)	277.8 (411.7)	6.5 (4.9) [6.0]	7.0	0.309
Department of Sport Management (UoP)	10	13	13.7 (12.8)	123.9 (211.1)	3.9 (3.9) [2.5]	2.7	0.232
School of Physical Education and Sport Science (NKUA)	28	48	3.7 (5.9)	46.5 (163.5)	1.8 (2.9) [1.0]	1.1	0.140

Table D1f. History, archaeology and ethnology: Semantic Scholar indicators of academics, publications 2012-2025 (design A). Cells give mean (SD) [median]. Departments ordered by mean h.

Department (Univ.)	N	TRS	Publications mean (SD)	Citations mean (SD)	h mean (SD) [median]	Mean i10	Mean m
School of History and Archaeology (AUTH)	36	41	14.2 (17.6)	185.4 (677.3)	3.1 (4.7) [1.0]	2.7	0.176
Department of History and Archaeology (NKUA)	13	35	4.1 (3.1)	9.4 (8.1)	1.5 (0.9) [2.0]	0.3	0.155

Table D2a. Philology, literature and linguistics: Semantic Scholar documents 2012-2025 per department (design B). Ordered by citations per TRS member.

Department (Univ.)	TRS	No profile	Papers	Citations	Papers/ TRS	Cit./TRS	Cit./paper	Rank cit/TRS (area)	Rank cit/paper (area)	Rank in univ.
Department of Balkan, Slavic and Oriental Studies (UoM)	33	6	646	10195	19.58	308.94	15.78	1	1	1
School of Humanities (HOU)	15	5	208	2001	13.87	133.40	9.62	2	2	2
School of English Language and Literature (AUTH)	24	4	331	2658	13.79	110.75	8.03	3	3	7
Department of Languages, Literature and Culture of Black Sea Countries (DUTH)	14	2	220	1466	15.71	104.71	6.66	4	6	2
School of German Language and Literature (AUTH)	19	2	217	1644	11.42	86.53	7.58	5	5	8
Department of Philology (NKUA)	50	10	492	3839	9.84	76.78	7.80	6	4	3
Department of Greek (DUTH)	20	2	185	499	9.25	24.95	2.70	7	8	3
School of Italian Language and Literature (AUTH)	16	1	189	364	11.81	22.75	1.93	8	9	12
Department of English Language and Literature (NKUA)	25	14	63	300	2.52	12.00	4.76	9	7	6
Department of Philology (UoP)	15	1	41	65	2.73	4.33	1.59	10	11	4
Department of Russian Language and Literature and Slavic Studies (NKUA)	7	2	13	24	1.86	3.43	1.85	11	10	8
Department of Italian Language and Literature (NKUA)	10	2	48	24	4.80	2.40	0.50	12	12	9
Department of Philology (UPatras)	4	4	0	0	0.00	0.00	0.00	13	13	2
Department of German Language and Literature (NKUA)	1	1	0	0	0.00	0.00	0.00	13	13	11

Table D2b. Education and pedagogy: Semantic Scholar documents 2012-2025 per department (design B). Ordered by citations per TRS member.

Department (Univ.)	TRS	No profile	Papers	Citations	Papers/ TRS	Cit./TRS	Cit./paper	Rank cit/TRS (area)	Rank cit/paper (area)	Rank in univ.
Department of Primary Education (UoI)	21	5	566	6407	26.95	305.10	11.32	1	3	1
Department of Early Childhood Education (UThessaly)	23	4	406	6365	17.65	276.74	15.68	2	2	1
Department of Preschool Education (UoC)	24	2	248	5943	10.33	247.62	23.96	3	1	1
Department of Primary Education (DUTH)	17	1	314	3546	18.47	208.59	11.29	4	4	1
Department of Early Childhood Care and Education (UNIWA)	16	2	191	1994	11.94	124.62	10.44	5	6	1

Department (Univ.)	TRS	No profile	Papers	Citations	Papers/ TRS	Cit./TRS	Cit./paper	Rank cit/TRS (area)	Rank cit/paper (area)	Rank in univ.
Department of Early Childhood Education and Care (IHU)	13	1	210	1344	16.15	103.38	6.40	6	8	1
Department of Primary Education (UoC)	27	17	201	2183	7.44	80.85	10.86	7	5	2
School of Primary Education (AUTH)	29	6	149	1004	5.14	34.62	6.74	8	7	9
Department of Early Childhood Education (UoI)	26	13	49	278	1.88	10.69	5.67	9	9	3
Department of Educational Studies (NKUA)	17	11	9	12	0.53	0.71	1.33	10	10	10
Department of Early Childhood Education (UoWM)	14	12	2	1	0.14	0.07	0.50	11	11	1
Department of Pre-school Education and Educational Design (UAegean)	5	5	0	0	0.00	0.00	0.00	12	12	1

Table D2c. Music, drama, fine and applied arts: Semantic Scholar documents 2012-2025 per department (design B). Ordered by citations per TRS member.

Department (Univ.)	TRS	No profile	Papers	Citations	Papers/ TRS	Cit./TRS	Cit./paper	Rank cit/TRS (area)	Rank cit/paper (area)	Rank in univ.
School of Applied Arts and Sustainable Design (HOU)	7	1	232	4251	33.14	607.29	18.32	1	1	1
School of Music Studies (AUTH)	15	1	388	4367	25.87	291.13	11.26	2	4	1
Department of Architecture (UoI)	16	8	166	2783	10.38	173.94	16.77	3	2	2
Department of Theatre Studies (NKUA)	14	3	136	1794	9.71	128.14	13.19	4	3	1
Department of Theatre Studies (UoP)	13	4	123	851	9.46	65.46	6.92	5	9	2
Department of Performing and Digital Arts (UoP)	10	2	81	618	8.10	61.80	7.63	6	8	3
Department of Music Studies (IONIO)	28	9	136	1355	4.86	48.39	9.96	7	6	1
School of Visual and Applied Arts (AUTH)	20	10	62	578	3.10	28.90	9.32	8	7	11
Department of Music Studies (NKUA)	21	12	44	439	2.10	20.90	9.98	9	5	5
School of Film (AUTH)	18	6	97	203	5.39	11.28	2.09	10	11	13
Department of Graphic Design and Visual Communication (UNIWA)	16	14	95	140	5.94	8.75	1.47	11	12	2
Department of Conservation of Antiquities and Works of Art (UNIWA)	16	11	22	74	1.38	4.62	3.36	12	10	3
School of Drama (AUTH)	13	12	3	0	0.23	0.00	0.00	13	13	14
Department of Interior Architecture (UNIWA)	14	12	3	0	0.21	0.00	0.00	13	13	4

Table D2d. Philosophy and theology: Semantic Scholar documents 2012-2025 per department (design B). Ordered by citations per TRS member.

Department (Univ.)	TRS	No profile	Papers	Citations	Papers/ TRS	Cit./TRS	Cit./paper	Rank cit/TRS (area)	Rank cit/paper (area)	Rank in univ.
School of Philosophy and Education (AUTH)	23	2	226	3877	9.83	168.57	17.15	1	2	4
School of Social Theology and Christian Culture (AUTH)	30	2	324	4724	10.80	157.47	14.58	2	3	6
Department of Philosophy (UPatras)	23	11	120	2741	5.22	119.17	22.84	3	1	1
Department of History and Philosophy of Science (NKUA)	24	4	272	1872	11.33	78.00	6.88	4	4	2
School of Theology (AUTH)	30	7	134	887	4.47	29.57	6.62	5	5	10

Table D2e. Physical education and sport science: Semantic Scholar documents 2012-2025 per department (design B). Ordered by citations per TRS member.

Department (Univ.)	TRS	No profile	Papers	Citations	Papers/ TRS	Cit./TRS	Cit./paper	Rank cit/TRS (area)	Rank cit/paper (area)	Rank in univ.
School of Physical Education and Sports Science (Serres) (AUTH)	27	2	412	7360	15.26	272.59	17.86	1	1	2
School of Physical Education and Sports Science (AUTH)	35	3	704	8498	20.11	242.80	12.07	2	3	3
Department of Sport Management (UoP)	13	3	127	1206	9.77	92.77	9.50	3	4	1
School of Physical Education and Sport Science (NKUA)	48	20	101	1284	2.10	26.75	12.71	4	2	4

Table D2f. History, archaeology and ethnology: Semantic Scholar documents 2012-2025 per department (design B). Ordered by citations per TRS member.

Department (Univ.)	TRS	No profile	Papers	Citations	Papers/ TRS	Cit./TRS	Cit./paper	Rank cit/TRS (area)	Rank cit/paper (area)	Rank in univ.
School of History and Archaeology (AUTH)	41	5	506	6674	12.34	162.78	13.19	1	1	5
Department of History and Archaeology (NKUA)	35	22	53	122	1.51	3.49	2.30	2	2	7

Table D3a. Philology, literature and linguistics: top-20 academics by Semantic Scholar h-index, publications 2012-2025 (design A).

Academic	Department (Univ.)	h	i10	Cites	Pubs	Rank h d/u/a/all	Comp. (area)	Lifetime h / i10 / cites	Conf.
Mavrogeni Stavroula	Department of Balkan, Slavic and Oriental Studies (UoM)	43	179	6,323	312	1/1/1/1	1.0	48 / 224 / 8,394	L
Papazoglou Alexandros	Department of Languages, Literature and Culture of Black Sea Countries (DUTH)	21	36	1,242	151	1/1/2/10	2.5	21 / 36 / 1,243	L
Varlokosta Spyridoula	Department of Philology (NKUA)	15	24	725	66	1/2/3/25	4.5	21 / 42 / 1,365	L
Papaioannou Sofia	Department of Philology (NKUA)	14	24	1,795	53	2/4/4/32	3.4	14 / 24 / 1,795	L
Ioannidou Alexandra	Department of Balkan, Slavic and Oriental Studies (UoM)	14	19	636	80	2/2/4/32	5.1	14 / 19 / 636	M
Georgakopoulos Athanasios	School of English Language and Literature (AUTH)	13	15	1,271	86	1/16/6/37	4.5	26 / 49 / 2,644	L
Koulaouzidis Georgios	School of Humanities (HOU)	13	18	560	89	1/3/6/37	4.9	13 / 18 / 569	L
Stamou Anastasia	School of German Language and Literature (AUTH)	12	13	345	39	1/21/8/49	11.1	17 / 26 / 937	M
Bella Spyridoula	Department of Philology (NKUA)	10	10	382	24	3/6/9/61	14.0	12 / 12 / 574	L
Karagiannis Emmanouil	Department of Balkan, Slavic and Oriental Studies (UoM)	9	9	1,481	14	3/3/10/68	6.7	9 / 9 / 1,481	M
Panopoulos Anastasios	Department of Balkan, Slavic and Oriental Studies (UoM)	9	9	500	23	3/3/10/68	12.7	12 / 12 / 584	H
Michailidis Panagiotis	Department of Balkan, Slavic and Oriental Studies (UoM)	9	9	201	23	3/3/10/68	16.4	13 / 16 / 432	M
Vlachakis Georgios	School of Humanities (HOU)	8	8	498	29	2/5/13/76	13.2	8 / 8 / 504	L
Nikolaidou Aikaterini	School of English Language and Literature (AUTH)	8	8	486	56	2/30/13/76	10.1	8 / 8 / 486	L
Petropoulos K. Ilias	Department of Languages, Literature and Culture of Black Sea Countries (DUTH)	8	7	159	32	2/5/13/76	15.9	8 / 7 / 159	L
Asimakopoulos Stavros	School of English Language and Literature (AUTH)	7	5	302	15	3/40/16/93	21.2	7 / 6 / 321	L
Koulakiotis Athanasios	Department of Balkan, Slavic and Oriental Studies (UoM)	7	4	166	28	6/6/16/93	19.5	9 / 7 / 241	M
Oikonomou Maria	School of German Language and Literature (AUTH)	7	7	160	20	2/40/16/93	23.0	7 / 7 / 161	M
Koutouzis Emmanouil	School of Humanities (HOU)	7	7	155	10	3/6/16/93	26.2	8 / 8 / 166	M
Dosi Ifigeneia	Department of Greek (DUTH)	7	5	125	25	1/6/16/93	22.7	7 / 5 / 126	H

Table D3b. Education and pedagogy: top-20 academics by Semantic Scholar h-index, publications 2012-2025 (design A).

Academic	Department (Univ.)	h	i10	Cites	Pubs	Rank h d/u/a/all	Comp. (area)	Lifetime h / i10 / cites	Conf.
Ampatzidis Georgios (avtos/avton/tou)	Department of Early Childhood Education (UThessaly)	40	80	5,173	173	1/1/1/2	1.2	40 / 86 / 5,424	L
Kotsis Konstantinos	Department of Primary Education (UoI)	22	51	1,824	185	1/2/2/8	1.6	24 / 60 / 2,456	L
Markos Angelos	Department of Primary Education (DUTH)	21	37	1,903	88	1/1/3/10	2.8	23 / 44 / 2,086	H
Ioannis Ieronymakis	Department of Primary Education (UoC)	20	39	1,229	116	1/1/4/14	4.1	20 / 39 / 1,229	M
Nikolaou Souzanna-Maria	Department of Primary Education (UoI)	18	23	1,099	52	2/3/5/16	7.1	34 / 76 / 4,127	L
Zaranis Nikolaos	Department of Preschool Education (UoC)	16	19	1,711	46	1/2/6/21	7.3	17 / 20 / 1,742	M
Mikropoulos Anastasios	Department of Primary Education (UoI)	16	27	935	72	3/4/6/21	6.3	22 / 42 / 2,805	L
Manolitsis Georgios	Department of Preschool Education (UoC)	15	20	1,769	46	2/3/8/25	7.5	20 / 29 / 2,282	H
Brouzos Andreas	Department of Primary Education (UoI)	15	26	585	47	4/5/8/25	10.7	15 / 26 / 585	L
Angeliki Mouzaki	Department of Primary Education (UoC)	13	16	712	38	2/4/10/37	11.4	13 / 16 / 712	M
Saiti Anna	Department of Early Childhood Care and Education (UNIWA)	13	17	649	69	1/1/10/37	8.4	18 / 29 / 1,012	H
Soulis Spyros	Department of Primary Education (UoI)	13	17	444	56	5/6/10/37	9.9	13 / 23 / 598	L
Konstantoulaki Kleopatra	Department of Early Childhood Care and Education (UNIWA)	12	13	625	53	2/2/13/49	11.1	12 / 13 / 627	H
Grammatikopoulos Vasilis	Department of Early Childhood Education and Care (IHU)	12	15	522	51	1/1/13/49	12.8	17 / 25 / 937	L
Papakostas Christos	Department of Primary Education (UoI)	11	12	604	45	6/7/15/55	14.3	11 / 13 / 627	L
Kossyvaki Lila	Department of Early Childhood Education and Care (IHU)	11	12	421	37	2/2/15/55	16.6	11 / 12 / 421	L
Mogias Athanasios	Department of Primary Education (DUTH)	11	12	406	27	2/3/15/55	18.6	12 / 13 / 430	H
Petrogiannis Konstantinos	Department of Early Childhood Care and Education (UNIWA)	10	11	481	26	3/3/18/61	19.2	12 / 17 / 609	M
Dermitzaki Eirini	Department of Early Childhood Education (UThessaly)	10	11	389	32	2/2/18/61	19.3	17 / 26 / 1,147	L
Chronaki Anna	Department of Early Childhood Education (UThessaly)	10	10	322	56	2/2/18/61	12.3	15 / 17 / 992	L

Table D3c. Music, drama, fine and applied arts: top-20 academics by Semantic Scholar h-index, publications 2012-2025 (design A).

Academic	Department (Univ.)	h	i10	Cites	Pubs	Rank h d/u/a/all	Comp. (area)	Lifetime h / i10 / cites	Conf.
Papageorgiou Dimitrios	School of Music Studies (AUTH)	28	70	2,687	120	1/1/1/3	1.2	29 / 76 / 2,974	M
Fotios Sagonas	Department of Architecture (UoI)	27	51	2,448	120	1/1/2/5	2.0	29 / 60 / 2,771	L
Doulos Lampros	School of Applied Arts and Sustainable Design (HOU)	22	30	1,377	79	1/1/3/8	4.4	24 / 36 / 2,246	L
Spanos Ioannis	Department of Theatre Studies (NKUA)	21	31	1,606	71	1/1/4/10	4.8	21 / 31 / 1,606	M
Zervas Evthymios	School of Applied Arts and Sustainable Design (HOU)	19	35	2,300	122	2/2/5/15	2.0	31 / 68 / 3,777	L
Andreadis Stefanos	Department of Music Studies (IONIO)	16	28	912	68	1/1/6/21	6.8	19 / 34 / 1,112	L
Leontaris Ioannis	Department of Theatre Studies (UoP)	15	28	788	88	1/1/7/25	7.1	27 / 77 / 2,650	L
Kanellopoulos Panagiotis	School of Music Studies (AUTH)	14	30	815	110	2/13/8/32	6.0	23 / 49 / 2,006	L
Zerefos Stylianos	School of Applied Arts and Sustainable Design (HOU)	13	14	902	38	3/3/9/37	8.7	14 / 17 / 1,154	L
Makris Evstathios	Department of Music Studies (IONIO)	11	11	349	25	2/2/10/55	11.8	11 / 11 / 350	L
Theodoropoulos Anastasios	Department of Performing and Digital Arts (UoP)	10	10	397	37	1/3/11/61	10.9	10 / 10 / 397	H
Symeonidis Vladimiros	School of Music Studies (AUTH)	10	11	267	32	3/26/11/61	12.2	13 / 17 / 767	L
Giannopoulos Emmanouil	School of Music Studies (AUTH)	7	4	152	49	4/40/13/93	12.9	7 / 4 / 155	L
Dr. Devetzi	Department of Graphic Design and Visual Communication (UNIWA)	7	2	140	94	1/4/13/93	9.1	7 / 2 / 140	M
Anastasios Balaskas	Department of Architecture (UoI)	6	5	162	10	2/9/15/108	18.7	6 / 5 / 162	M
Dafiotis Panagiotis	School of Visual and Applied Arts (AUTH)	6	5	158	14	1/45/15/108	17.8	6 / 5 / 166	L
Zografos Vasileios	School of Visual and Applied Arts (AUTH)	6	6	135	14	1/45/15/108	18.7	9 / 7 / 206	M
Aris Sarafianos	Department of Architecture (UoI)	6	4	134	29	2/9/15/108	16.6	9 / 9 / 367	L
Papadelis Georgios	School of Music Studies (AUTH)	5	3	258	12	5/56/19/138	18.3	7 / 5 / 300	H
Flora Kritikou	Department of Music Studies (NKUA)	5	4	220	15	1/14/19/138	17.2	5 / 4 / 221	L

Table D3d. Philosophy and theology: top-20 academics by Semantic Scholar h-index, publications 2012-2025 (design A).

Academic	Department (Univ.)	h	i10	Cites	Pubs	Rank h d/u/a/all	Comp. (area)	Lifetime h / i10 / cites	Conf.
Gkikas Athanasios	School of Social Theology and Christian Culture (AUTH)	26	51	2,016	133	1/3/1/6	1.2	28 / 54 / 2,199	L
Liakos Ioannis	School of Social Theology and Christian Culture (AUTH)	24	34	1,950	42	2/4/2/7	2.8	27 / 39 / 2,692	M
Dounavi Katerina	School of Philosophy and Education (AUTH)	15	17	1,141	83	1/11/3/25	2.9	16 / 19 / 1,244	L
Michalski Mark	Department of Philosophy (UPatras)	13	13	2,012	21	1/1/4/37	4.6	15 / 16 / 2,248	M
Karakostas Vasileios	Department of History and Philosophy of Science (NKUA)	12	14	714	36	1/5/5/49	5.6	14 / 16 / 853	M
Drakopoulos Stavros	Department of History and Philosophy of Science (NKUA)	10	10	189	42	2/6/6/61	5.3	16 / 27 / 793	M
Tzerpos Vasileios	School of Theology (AUTH)	8	7	453	15	1/30/7/76	9.5	23 / 33 / 2,192	M
Christou Konstantinos	School of Social Theology and Christian Culture (AUTH)	8	7	435	16	3/30/7/76	9.9	10 / 10 / 539	M
Avgitidou Sofia	School of Philosophy and Education (AUTH)	8	8	260	24	2/30/7/76	8.7	10 / 10 / 353	M
Siskos Georgios	School of Social Theology and Christian Culture (AUTH)	8	7	201	20	3/30/7/76	10.5	29 / 43 / 3,289	L
Douskos Christos	School of Philosophy and Education (AUTH)	8	7	198	22	2/30/7/76	10.3	17 / 21 / 745	L
Skaliora Eirini	Department of History and Philosophy of Science (NKUA)	8	5	138	24	3/8/7/76	9.5	11 / 12 / 633	L
Tzafesta Elpida	Department of History and Philosophy of Science (NKUA)	8	8	137	12	3/8/7/76	12.7	8 / 8 / 137	M
Skopeliti Eirini	Department of History and Philosophy of Science (NKUA)	6	4	300	15	5/10/14/108	13.7	9 / 8 / 656	H
Tympas Aristotelis	Department of History and Philosophy of Science (NKUA)	6	4	112	24	5/10/14/108	12.6	9 / 7 / 348	L
Tsironis Christos	School of Theology (AUTH)	5	3	105	13	2/56/16/138	19.7	5 / 3 / 109	M
Zeimpekis Ioannis	Department of Philosophy (UPatras)	5	3	74	12	2/2/16/138	20.4	5 / 3 / 74	M
Stefanou Ioannis	Department of History and Philosophy of Science (NKUA)	5	0	42	14	7/14/16/138	21.0	5 / 0 / 42	M
Dimitrakopoulos Ioannis	Department of Philosophy (UPatras)	4	4	528	9	3/3/19/166	13.4	5 / 4 / 534	M
Myridis Nikolaos	School of Theology (AUTH)	4	1	238	24	3/67/19/166	12.1	6 / 2 / 292	L

Table D3e. Physical education and sport science: top-20 academics by Semantic Scholar h-index, publications 2012-2025 (design A).

Academic	Department (Univ.)	h	i10	Cites	Pubs	Rank h d/u/a/all	Comp. (area)	Lifetime h / i10 / cites	Conf.
Kyparos Antonios	School of Physical Education and Sports Science (Serres) (AUTH)	28	47	2,306	70	1/1/1/3	1.3	33 / 64 / 3,292	L
Kouidi Evangelia	School of Physical Education and Sports Science (AUTH)	18	34	2,054	79	1/6/2/16	2.2	19 / 38 / 2,903	L
Theodorakis Nikolaos	School of Physical Education and Sports Science (Serres) (AUTH)	18	24	919	50	2/6/2/16	3.7	19 / 26 / 975	M
Vlachopoulos Symeon	School of Physical Education and Sports Science (Serres) (AUTH)	17	20	1,070	42	3/8/4/19	4.3	32 / 49 / 3,431	L
Nikolaidis Michalis	School of Physical Education and Sports Science (Serres) (AUTH)	16	21	965	59	4/10/5/21	5.3	16 / 21 / 965	L
Antonis Ekizos	School of Physical Education and Sport Science (NKUA)	15	17	869	27	1/2/6/25	8.3	15 / 17 / 869	M
Tsalis Georgios	School of Physical Education and Sports Science (Serres) (AUTH)	15	21	773	42	5/11/6/25	7.4	22 / 30 / 1,205	M
Metaxas Thomas	School of Physical Education and Sports Science (AUTH)	14	28	756	82	2/13/8/32	4.1	17 / 41 / 1,178	L
Anastasiou Athanasios	School of Physical Education and Sports Science (AUTH)	14	17	582	84	2/13/8/32	2.5	16 / 19 / 725	M
Dalamitros Athanasios	School of Physical Education and Sports Science (AUTH)	13	18	1,004	40	4/16/10/37	6.8	14 / 19 / 1,114	H
Travlos Antonios	Department of Sport Management (UoP)	13	14	457	44	1/2/10/37	9.9	17 / 20 / 731	M
Chatzopoulos Dimitrios	School of Physical Education and Sports Science (AUTH)	13	17	441	34	4/16/10/37	12.4	13 / 17 / 441	L
Panoutsakopoulos Vasileios	School of Physical Education and Sports Science (AUTH)	13	14	438	66	4/16/10/37	8.2	15 / 20 / 717	L
Kofotolis Nikolaos	School of Physical Education and Sports Science (Serres) (AUTH)	12	15	413	22	6/21/14/49	17.4	17 / 24 / 1,188	L
Bassa Eleni	School of Physical Education and Sports Science (Serres) (AUTH)	12	12	370	27	6/21/14/49	16.7	19 / 25 / 952	L
Petridou Anatoli	School of Physical Education and Sports Science (AUTH)	11	13	667	32	7/24/16/55	13.6	26 / 43 / 2,210	L
Fotiadou Eleni	School of Physical Education and Sports Science (AUTH)	11	12	339	38	7/24/16/55	15.1	17 / 24 / 778	L
Athanasopoulou Pinelopi	Department of Sport Management (UoP)	9	9	581	25	2/4/18/68	16.3	12 / 12 / 1,139	L
Rodafinos Angelos	School of Physical Education and Sports Science (AUTH)	9	8	410	14	9/27/18/68	20.9	14 / 16 / 850	H
Tzetzis Georgios	School of Physical Education and Sports Science (AUTH)	9	8	305	38	9/27/18/68	16.1	20 / 31 / 1,233	L

Table D3f. History, archaeology and ethnology: top-20 academics by Semantic Scholar h-index, publications 2012-2025 (design A).

Academic	Department (Univ.)	h	i10	Cites	Pubs	Rank h d/u/a/all	Comp. (area)	Lifetime h / i10 / cites	Conf.
Michailidis Iakovos	School of History and Archaeology (AUTH)	21	31	1,595	73	1/5/1/10	1.2	21 / 33 / 1,630	M
Vasileiou Alexandra Kyriaki	School of History and Archaeology (AUTH)	17	31	3,798	64	2/8/2/19	1.5	20 / 38 / 4,264	L
Sfikas Athanasios	School of History and Archaeology (AUTH)	13	13	386	21	3/16/3/37	3.8	13 / 13 / 387	L
Papadaki Eirini	School of History and Archaeology (AUTH)	9	8	361	51	4/27/4/68	3.6	11 / 11 / 475	L
Xydopoulos Ioannis	School of History and Archaeology (AUTH)	5	5	161	40	5/56/5/138	4.6	6 / 6 / 185	L
Vlachou Vasiliki	School of History and Archaeology (AUTH)	4	3	109	29	6/67/6/166	5.6	9 / 8 / 231	L
Triantafyllou Sevasti	School of History and Archaeology (AUTH)	4	0	44	26	6/67/6/166	6.3	7 / 3 / 127	L
Angelopoulos Georgios	School of History and Archaeology (AUTH)	3	1	34	13	8/85/8/205	9.0	3 / 1 / 35	M
Fappas Ioannis	School of History and Archaeology (AUTH)	3	2	32	7	8/85/8/205	10.4	4 / 2 / 36	L
Kyriakou Athanasia	School of History and Archaeology (AUTH)	3	1	24	13	8/85/8/205	9.7	3 / 1 / 24	L
Antoniou Georgios	School of History and Archaeology (AUTH)	3	1	21	3	8/85/8/205	12.5	3 / 1 / 22	M
Chrysanthos Kanellopoulos	Department of History and Archaeology (NKUA)	3	0	14	5	1/23/8/205	13.7	3 / 0 / 14	M
Kalliontzis Ioannis	School of History and Archaeology (AUTH)	3	0	13	19	8/85/8/205	10.4	3 / 0 / 15	M
Maria Papathanasiou	Department of History and Archaeology (NKUA)	2	1	23	2	2/35/14/266	15.9	2 / 1 / 23	H
Spyridon Ploumidis	Department of History and Archaeology (NKUA)	2	1	21	2	2/35/14/266	16.6	2 / 1 / 21	L
Papagianni Eleni	School of History and Archaeology (AUTH)	2	1	20	6	13/106/14/266	15.9	2 / 1 / 22	M

Academic	Department (Univ.)	h	i10	Cites	Pubs	Rank h d/u/a/all	Comp. (area)	Lifetime h / i10 / cites	Conf.
Georgios Pallis	Department of History and Archaeology (NKUA)	2	1	17	12	2/35/14/266	14.7	2 / 1 / 17	M
Anastasia Drandaki	Department of History and Archaeology (NKUA)	2	0	16	7	2/35/14/266	16.1	2 / 0 / 16	M
Kotzageorgis Fokion	School of History and Archaeology (AUTH)	2	0	13	22	13/106/14/266	11.2	2 / 0 / 14	M
Gounaris Vasileios	School of History and Archaeology (AUTH)	2	0	10	17	13/106/14/266	13.7	5 / 3 / 405	L

Part II

Panhellenic Exams

Chapter 08

ADMISSION SCORES AND DEPARTMENTAL ACADEMIC RANKINGS IN GREEK HIGHER EDUCATION

10.5281/zenodo.22461836

Synopsis

This chapter evaluates the relationship between the admission cut-off scores of the Greek Panhellenic examinations and the departmental research standing published in Edition 2026 of the Greek Academic Rankings series. Each year some 75,000 candidates rank university departments on a single official form, and admission is settled by one published number per department: the score of the last candidate admitted. That number measures demand against supply and says nothing about the department. Departmental research standing is measurable, and Edition 2026 measured it for every tenured faculty member of seven fields across 23 universities under two published ranking designs, on a harmonised 2012-2025 window, across three bibliometric sources. The unit of analysis is the individual department. Of 338 ranked departments, 311 carry a 2025 cut-off and 296 carry cut-off, research output and admission places together. Departmental results are reported under the four επιστημονικά πεδία of the Ministry of Education, which is the taxonomy a candidate navigates. The association is positive, weak and robust to controls: +0.230 standard deviations on its own, +0.214 with places and city, and +0.177 with university fixed effects, remaining distinguishable from zero when departments are compared only against others in the same institution. It is dominated by geography: a department in Athens or Thessaloniki carries a cut-off 0.87 standard deviations higher than an otherwise comparable department elsewhere, about four times the research coefficient. The number of admission places, which enters the construction of a cut-off directly, is not significant in any specification. Together these account for 24 per cent of the variation, rising to 40 per cent once institution is absorbed. Holding the discipline constant, the two orderings are not distinguishable from unrelated: across 22 subjects offered at four or more universities, the department with the highest cut-off is also the strongest in research in seven. The chapter reports what two measurable series show and offers no recommendation. Research output is one dimension of academic quality, measured to a common international standard across every Greek university by a single method; it is not teaching quality, supervision or graduate outcome, none of which can presently be measured at national scale.

Keywords: research evaluation; scientometrics; h-index; Google Scholar; OpenAlex; Semantic Scholar; university admissions; student choice; Greek universities

JEL: I21, I23, I28

1. Introduction

Every July, some seventy-five thousand Greek candidates rank the university departments they wish to enter. They do so on a single official form, the μηχανογραφικό δελτίο, and the outcome is settled by one number: the score achieved in the Panhellenic examinations, set against the score of the last candidate admitted to each department. The system is transparent and, in its own terms, meritocratic. A candidate who reaches the threshold enters; one who does not, does not.

The threshold — the βάση εισαγωγής — is published for every department each year and is followed closely. Newspapers report the movements. Families compare them. A department whose cut-off rises is understood to have become more desirable, and one whose cut-off falls to have become less so.

What the cut-off measures, however, is demand against supply. It records how many candidates ranked a department above their eventual placement, relative to the places that department offered. It is a market-clearing threshold, not an assessment. Nothing in it describes the department: not its teaching, not its facilities, and not the research standing of the academics who will teach there.

That last dimension is measurable, and Edition 2026 of this series measured it. Seven field volumes evaluated 8,809 tenured faculty across 23 universities and 339 departments under two published ranking designs, across three bibliometric sources, on a harmonised 2012-2025 window. Each volume was deposited separately with its own dataset and DOI.

This chapter sets the two series against each other, and asks whether the order in which Greek candidates compete for departments bears any relation to the research standing of the departments they are entering.

1A. The seven volumes on which this study rests

The departmental measures used here are not computed anew. They are read from the published volumes of Edition 2026, each of which documents its own roster construction, source coverage and results in full:

Bekiros, S. (2026). Academic Rankings of Greek Business and Economics Departments and their Faculty. Zenodo. https://doi.org/10.5281/zenodo.22288074

Bekiros, S. (2026). Academic Rankings of Greek Engineering and Computer Science Departments and their Faculty. Zenodo. https://doi.org/10.5281/zenodo.22288153

Bekiros, S. (2026). Academic Rankings of Greek Medicine and Health Sciences Departments and their Faculty. Zenodo. https://doi.org/10.5281/zenodo.22288166

Bekiros, S. (2026). Academic Rankings of Greek Natural Sciences and Mathematics Departments and their Faculty. Zenodo. https://doi.org/10.5281/zenodo.22288178

Bekiros, S. (2026). Academic Rankings of Greek Life Sciences and Agriculture Departments and their Faculty. Zenodo. https://doi.org/10.5281/zenodo.22288194

Bekiros, S. (2026). Academic Rankings of Greek Law, Political and Social Sciences Departments and their Faculty. Zenodo. https://doi.org/10.5281/zenodo.22288230

Bekiros, S. (2026). Academic Rankings of Greek Humanities, Arts and Education Departments and their Faculty. Zenodo. https://doi.org/10.5281/zenodo.22288249

1B. Why the question has not been answered before

The two series are maintained by different institutions for different purposes and have never been joined. The ministry publishes cut-offs by department under its own four-field taxonomy, in Greek, as annual tables. Bibliometric evaluation of Greek departments has been conducted at institutional level, or for single disciplines, or on samples — never for every department of every university on a common measure.

Joining them requires the second series to exist at department level, which is what Edition 2026 provides, and requires a reconciliation between two naming systems never designed to meet. Neither existed before this work.

1C. What this chapter is, and is not

It describes the relationship between two published series. Every method used is associational; none identifies a causal effect and none is presented as doing so.

The chapter takes no view on which discipline anyone should study and makes no recommendation about any department. Research output is one dimension of a department's academic character, measured here to a common international standard across every Greek university by a single method — which is what makes it comparable — and it is silent on teaching quality, supervision, and where graduates go. Those matter, and no comparable national measurement of them exists.

The contribution is to place the dimension that can be measured beside the one number candidates already have, and to report what the two show.

2. Background and related work

2A. Author-level indicators (design A lineage)

Altanopoulou, Dontsidou and Tselios (2012) evaluated ninety-three Greek university departments through the lifetime Google Scholar record of their faculty, reporting departmental means of the h-index, the citation count and the publication count over all members. The design ranks departments by the average standing of the individuals within them, so a department is strong when its academics are individually strong. Tselios (2018) extended the approach to further disciplines.

That lineage is followed here as design A, computed over a 2012-2025 window rather than over career lifetimes, as documented in each field volume.

2B. Department-level indicators (design B lineage)

Koukoutsidis (2022) evaluated 425 Greek departments on the aggregate output of the department as a unit: total publications and total citations over a fixed window, normalised by the number of faculty. The design asks what a department produces collectively rather than how its members rank individually, and it weights differently: a department with a small number of very highly cited academics ranks differently under the two designs.

That lineage is followed here as design B.

2C. Admission cut-offs as an object of study

The Greek admission mechanism has been examined as a matching problem and in policy terms, and the annual cut-offs are widely reported. They have not, to the author's knowledge, been set against any systematic measure of the research standing of the departments concerned. The obstacle has been the absence of the second series at department level and on a common measure, which Edition 2026 supplies.

3. Data

3A. Departmental research standing

From the seven field volumes of Edition 2026, each deposited under its own DOI and listed in Section 1A. The published departmental results are used directly; no bibliometric collection is undertaken for the present study.

For each department those volumes report, separately for Google Scholar, OpenAlex and Semantic Scholar: the tenured faculty on the roster, the number matched in that source, and the mean h-index, mean i10, publications per academic and citations per academic over 2012-2025. Rosters were rebuilt from each department's own public staff pages rather than taken from any existing list, and every member was verified against the department's published record of academic grade.

Assembling the seven volumes yields 338 departments across 23 universities, which matches the published series total. Two adjustments were required. Summary rows — "All departments in area" — appear in the results tables and are excluded. And the volumes, built at different times, use inconsistent acronyms for the same institution: UTH, UTh and UThessaly; UniPi and UNIPI; Aegean and UAegean. Left unresolved these break every subsequent join on the university key rather than on the department name.

The primary analysis uses the Google Scholar panel, which has the broadest coverage of Greek scholarship. OpenAlex and Semantic Scholar are used for robustness.

3B. Admission cut-offs

Published by the Ministry of Education after the announcement of results, compiled per scientific field. The 2025 tables report 2024 alongside, so both years derive from a single capture.

The ministry organises departments into four scientific fields, the επιστημονικά πεδία, and a candidate selects one before ranking preferences within it:

A department may be reachable from more than one field but carries a single cut-off, so the four tables are deduplicated. Military, police, fire, coast guard, merchant marine and ecclesiastical academies are excluded: they are not universities and several admit outside the standard route.

This yields 394 departments across 23 universities, with 2025 cut-offs for all and 2024 for 392. Cut-offs range from 7,310 to 20,380 μόρια.

The 2026 cut-offs are not included. At the time of writing they were available only through interactive services whose published figures are internally inconsistent for departments admitting through special-subject examinations, where the displayed cut-off does not agree with the reported mean. A future version of this study will add that year once a consistent compiled source exists.

Table 1. The four επιστημονικά πεδία of the Ministry of Education and the number of departments of each that appear in Edition 2026. A candidate selects one field before ranking preferences within it.

Πεδίο	English	Departments in this study
1ο Επιστημονικό Πεδίο	Humanities, Law and Social Sciences	72
2ο Επιστημονικό Πεδίο	Science and Technology	103
3ο Επιστημονικό Πεδίο	Health and Life Sciences	95
4ο Επιστημονικό Πεδίο	Economics and Informatics	48

3C. Admission places

From ministerial decision Φ.253.1/50169/Α5 of 8 May 2025 (ΦΕΚ Β' 2298), which sets 68,788 places across all tertiary institutions for 2025-26. Of these, 67,134 fall in the 23 universities covered here, across 407 departments; the remainder are ASPETE, the ecclesiastical academies and the tourism schools.

Places are required, not optional. A cut-off is an equilibrium between demand and supply: a department with twenty places and moderate demand records a higher cut-off than one with two hundred places and strong demand. No comparison between cut-offs and any departmental attribute is interpretable without it.

The decision is published as a text document. Several secondary sites republish the same tables only as scanned images, which is why the government gazette is the source of record here.

3D. Coverage and the department name dictionary

The 338 ranked departments are the fixed universe and ministry records are matched onto them. A bilingual dictionary covering all 194 distinct department names in the ministry tables was constructed for this purpose and is reproduced in Appendix B.

Table 2. Coverage of the comparison: departments ranked in Edition 2026, those carrying a 2025 admission cut-off, and the estimation sample.

Departments	n	share
Ranked in Edition 2026	338	
With a 2025 admission cut-off	311	92%
With cut-off and places	309	91%
Estimation sample	298	88%

The 27 departments without a cut-off admit by special examination — chiefly fine arts and music — or have no standard Panhellenic route. Ministry departments not matched to the spine, 75 of 394, are those outside the seven fields covered by Edition 2026.

Departmental means rest on the faculty matched in each source, and coverage varies: the median department has 56 per cent of its roster matched, with a median of 11 matched academics. Every departmental table in Section 5 reports the matched count against the roster size, so that a comparison resting on 238 academics can be distinguished from one resting on nine.

4. Methodology

4A. The two ranking designs

Departmental research standing enters this study as computed in the seven field volumes, under the two designs described in Section 2.

Design A, after Altanopoulou, Dontsidou and Tselios (2012), takes the individual academic as the unit and reports the departmental mean of each indicator over the members matched in a source: the mean h-index, the mean i10, publications per academic and citations per academic, all restricted to the 2012-2025 window. A department ranks highly when its members rank highly on average.

Design B, after Koukoutsidis (2022), takes the department as the unit and reports total publications and total citations over the same window, normalised by the tenured faculty on the roster. A department ranks highly when it produces a large volume of cited work relative to its size.

Both are reported in the field volumes for all three sources. The present study uses design A on the Google Scholar panel as its primary measure, with design B and the other two sources used for robustness.

4B. Reducing the indicators to one research score

The three design-A indicators are near-collinear. A principal component analysis on their within-field standardised values returns a first component explaining 91.0 per cent of variance with near-equal loadings: mean h +0.585, mean i10 +0.591, citations per academic +0.555.

A single research output score is therefore used as the primary measure, which also removes the multiple-comparison problem of testing three correlated indicators in each field. Results for the individual indicators are consistent and are reported where they differ.

Cut-offs and research indicators are standardised within the series field before comparison. The four ministry scientific fields are not comparable on either series — a cut-off in the third field is not on the same scale as one in the first — and neither are research indicators across disciplines with different citation cultures.

4C. Rank association

Spearman's ρ and Kendall's τ-b between cut-off and research output, computed within field. Confidence intervals by bootstrap over departments, 10,000 resamples; p-values by permutation, adjusted across the seven fields by the Benjamini-Hochberg procedure.

4D. Regression

Cut-off is regressed on research output with controls for the logarithm of admission places, an Attica/Thessaloniki indicator and field fixed effects. A second specification adds university fixed effects, which identifies the association from differences between departments of the same institution and absorbs everything institution-wide: location, reputation, resources and administration.

Quantile regression at the 0.25, 0.50 and 0.75 quantiles tests whether the association differs between departments with low and high cut-offs.

4E. Within-subject comparison

The pooled correlation answers a question no candidate asks. A candidate asks where to study a chosen subject. For every subject offered at four or more universities, departments are ranked twice — by cut-off and by research output — and the two orderings compared.

Two statistics are reported: whether the highest cut-off is also the strongest research department, and the mean absolute rank displacement, benchmarked against its expected value under independent orderings, $(n^2-1)/3n$. A ratio near 1.00 indicates orderings statistically indistinguishable from unrelated.

4F. Quartile agreement and nonlinear dependence

Within each field, departments are placed in quartiles on both series and cross-tabulated, with a χ^2 test of independence and Cramér's V.

Rank correlations detect monotone association only. Distance correlation (Székely, Rizzo and Bakirov, 2007) is zero if and only if two variables are independent and detects nonlinear dependence; it is computed within field with significance assessed by permutation.

4G. Change between years

Whether research standing is associated with the change in cut-off between 2024 and 2025 is tested by regressing the change on the research score with the same controls. This is a weak test — two years is not a time series — and it is reported as descriptive. It does not establish direction of effect, and no Granger-type or other causal claim is made from it.

4H. What these methods can and cannot establish

They establish whether two published orderings agree, by how much, in what form, and where they diverge most. They do not establish why. Cut-offs are set by the preferences of some 75,000 candidates interacting with a fixed supply of places; those preferences are shaped by employment prospects, family, cost, distance and reputation, none of which is measured here.

5. Results

5A. Rank association within field

Research output is the first principal component of mean h, mean i10 and citations per academic, as described in Section 4B. Cut-offs and indicators are standardised within the series field.

Table 3. Rank association between the admission cut-off and departmental research output, within field, for both years. Research output is the first principal component of mean h, mean i10 and citations per academic, Google Scholar design A, publications 2012-2025, and is measured once for both years. Confidence intervals by bootstrap over departments; p-values by permutation, adjusted across the seven fields by the Benjamini-Hochberg procedure.

Field	n	ρ 2025	95% CI 2025	p 2025	ρ 2024	95% CI 2024	p 2024
Economics & Business	43	+0.009	−0.309 to +0.321	0.955	+0.037	−0.283 to +0.350	0.812
Engineering & Computer Science	77	+0.307	+0.057 to +0.526	0.047	+0.328	+0.093 to +0.541	0.027
Medicine & Health Sciences	40	+0.332	−0.005 to +0.591	0.086	+0.379	+0.054 to +0.618	0.0498
Natural Sciences & Mathematics	30	+0.257	−0.093 to +0.565	0.198	+0.329	−0.019 to +0.617	0.106
Life Sciences & Agriculture	43	+0.328	+0.036 to +0.578	0.086	+0.351	+0.039 to +0.602	0.0498
Law, Political & Social Sciences	35	+0.253	−0.144 to +0.594	0.198	+0.256	−0.137 to +0.585	0.161
Humanities, Arts & Education	38	+0.278	−0.056 to +0.567	0.159	+0.317	+0.004 to +0.582	0.093
Pooled	306	+0.246			+0.267		

Kendall's τ-b gives the same picture: +0.008 to +0.227 across fields in 2025 and +0.018 to +0.247 in 2024.

Six fields show point estimates between +0.25 and +0.33. After correction for multiple comparisons only Engineering and Computer Science reaches significance at the 0.05 level, at 0.047; the intervals of Engineering and Computer Science and Life Sciences and Agriculture exclude zero, and every other interval includes it. Individual fields do not have the statistical power to resolve an association of this size.

Economics and Business differs in kind rather than degree, at +0.009. Its distance correlation is likewise not significant (Section 5D), making it the only field whose point estimate sits at zero rather than merely failing to reach significance. It is also the field with the largest number of departments competing for the same candidates, the strongest employability signal, and the highest bibliometric coverage of the seven, so

measurement is not the constraint: in the field where a candidate has most choice, research standing plays no part in the ordering.

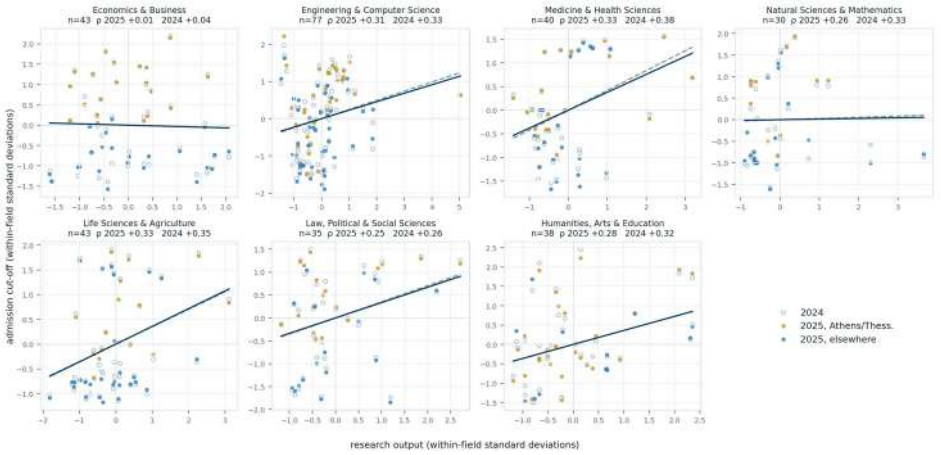

Figure 1. Cut-off against research output, both standardised within field, for each year. Filled markers are 2025, gold for departments in Athens or Thessaloniki and blue elsewhere; open markers are 2024. Solid and dashed lines are the fitted relationships in each year. The vertical separation by colour is the geographic effect quantified in Section 5B; the near-coincidence of the two fitted lines is the stability reported in Section 5C.

5B. Regression with controls

Dependent variable: the admission cut-off, standardised within field, in each year.

Table 4. The admission cut-off regressed on departmental research output, with admission places, city and institution as controls, for both years. Dependent variable standardised within field. Specification (3) compares departments only against others of the same university. Standard errors in parentheses; significance three stars at 1 per cent, two at 5 per cent, one at 10 per cent.

Regressor	2025 (1)	2025 (2)	2025 (3)	2024 (1)	2024 (2)	2024 (3)
Research output	+0.230***	+0.214***	+0.177***	+0.244***	+0.227***	+0.181***
standard error	0.059	0.053	0.052	0.059	0.053	0.050
log(places)		+0.139	+0.136		+0.207*	+0.216*
standard error		0.121	0.121		0.120	0.118
Athens/Thessaloniki		+0.868***	+0.601		+0.855***	+0.667*
standard error		0.102	0.365		0.102	0.357
University fixed effects	no	no	yes	no	no	yes
R^2	0.049	0.238	0.405	0.055	0.241	0.429
n	296	296	296	296	296	296

Three findings.

The research association survives every control. It falls from +0.230 to +0.177 when university fixed effects are added — that is, when departments are compared only against others in the same institution, absorbing location, reputation and resources — but remains distinguishable from zero.

Geography dominates it. A department in Athens or Thessaloniki carries a cut-off 0.87 standard deviations higher than an otherwise comparable department elsewhere, roughly four times the research coefficient. This is the single largest measured determinant of what candidates compete for.

Places do not behave as the construction of a cut-off implies. The coefficient on log places is positive but indistinguishable from zero in every specification. The supply side explains little of the cross-sectional variation.

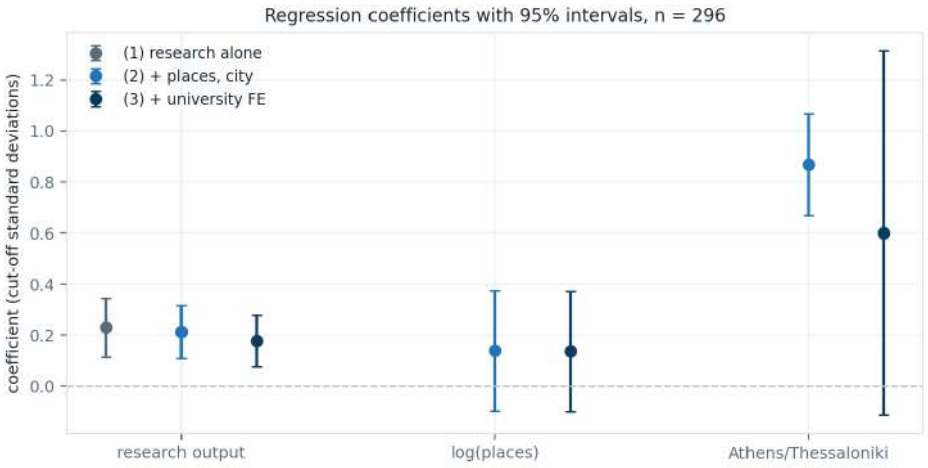

Figure 2. Regression coefficients with 95 per cent intervals across the three specifications.

Quantile regression shows the association stable across the distribution: +0.189 at the lower quartile, +0.276 at the median, +0.233 at the upper quartile. It is not driven by the most selective departments, nor absent among the least.

5C. The same comparison on the 2024 cut-offs

The 2024 tables report cut-offs for 392 of the 394 ministry departments, of which the same 306 match the ranked universe. Tables 3 and 4 report both years side by side; this section discusses what the comparison shows.

Every field replicates within a few hundredths, and the ordering of fields is unchanged. Economics and Business remains the outlier at +0.037.

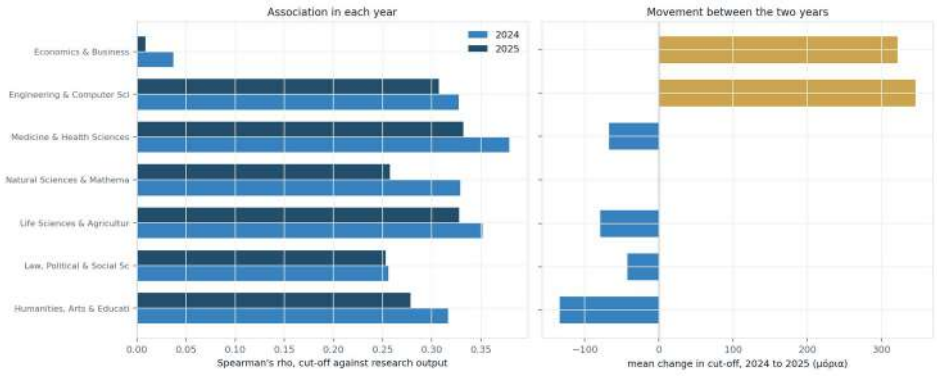

Figure 3. Left: the rank association in each year, by field. Right: the mean movement in the cut-off between the two years. The association is stable while the level moves sharply and in opposite directions across fields.

The two years also differ in level, and the movement is patterned by field rather than random.

Table 5. Movement in the admission cut-off between 2024 and 2025, by field, for the 306 departments carrying both years. Mean and median in μόρια.

Field	n	Mean change	Median change	Rose	Fell
Economics & Business	43	+322	+300	37	5
Engineering & Computer Science	77	+346	+265	63	14
Medicine & Health Sciences	40	−67	0	16	15
Natural Sciences & Mathematics	30	+1	+95	16	13
Life Sciences & Agriculture	43	−79	−75	11	30
Law, Political & Social Sciences	35	−42	−98	16	19
Humanities, Arts & Education	38	−134	−150	11	27
All departments	306	+91	+50	170	123

Candidates moved towards Economics, Business and Computer Science and away from the Humanities, Life Sciences and Law. In the first two fields nearly nine departments in ten rose; in Humanities and Life

Sciences roughly seven in ten fell. Individual movements are large — Επιστήμης Φυτικής Παραγωγής at the Agricultural University rose 2,600 μόρια and Μαθηματικών at Ioannina fell 2,765 — and are not explained by anything measured here.

This is a shift in the composition of demand between fields, which is what the within-field standardisation of Section 4B removes by construction. It is reported because it is the most visible difference between the two years, and because it illustrates what cut-offs respond to: the preferences of successive cohorts, moving in a direction that has no counterpart in the research measures.

The regression replicates likewise, as Table 4 sets out. Research output enters at +0.244, +0.227 and +0.181 across the three specifications on the 2024 cut-offs, against +0.230, +0.214 and +0.177 on the 2025 cut-offs: marginally larger in the earlier year, and distinguishable from zero in all six. The geographic effect is the same size in both, +0.855 against +0.868 in specification (2), and R^2 is 0.241 against 0.238. Admission places reach conventional significance in 2024 in specifications (2) and (3), at +0.207 and +0.216, and not at all in 2025; the supply side is weak in both years.

The pooled rank association is +0.267 in 2024 against +0.246 in 2025. Engineering and Computer Science reaches significance after correction in both years ($p = 0.027$ in 2024, 0.047 in 2025); Medicine and Health Sciences and Life Sciences and Agriculture reach it in 2024 only ($p = 0.0498$ each); no other field reaches it in either year.

Research standing is measured once, over publications to 2025, so the two years are two cross-sections of the same comparison and not a panel. What the replication establishes is that the association is not an artefact of a single cohort's preferences.

5D. Within-subject comparison, quartile agreement and nonlinear dependence

Twenty-two subjects are offered at four or more universities. In seven of them the department with the highest cut-off is also the strongest in research. Mean rank displacement is 1.96 places against 1.99 expected if the orderings were unrelated — a ratio of 0.984, permutation $p = 0.406$.

Holding the discipline constant, the ordering candidates compete by is not distinguishable from one unrelated to research standing. The pooled association of Section 5B therefore operates between subjects and institutions rather than within the choice a candidate actually faces. Complete subject tables are given in Appendix A.

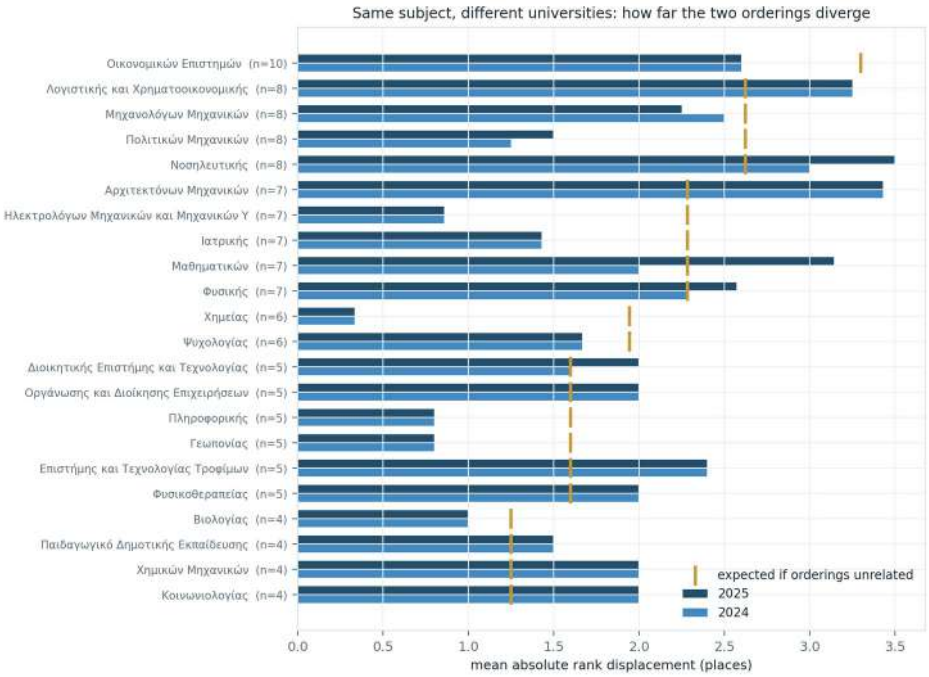

Figure 4. Mean absolute rank displacement between the two orderings, by subject and by year, against the value expected if the orderings were unrelated.

Quartile agreement within field is 34.3 per cent in 2025 and 36.3 per cent in 2024, against 25 per cent expected by chance; for 2025, $\chi^2(9) = 31.6$ and Cramér's V = 0.186. Of the 79 departments in the top cut-off quartile, 34 are also in the top research quartile and 9 are in the bottom.

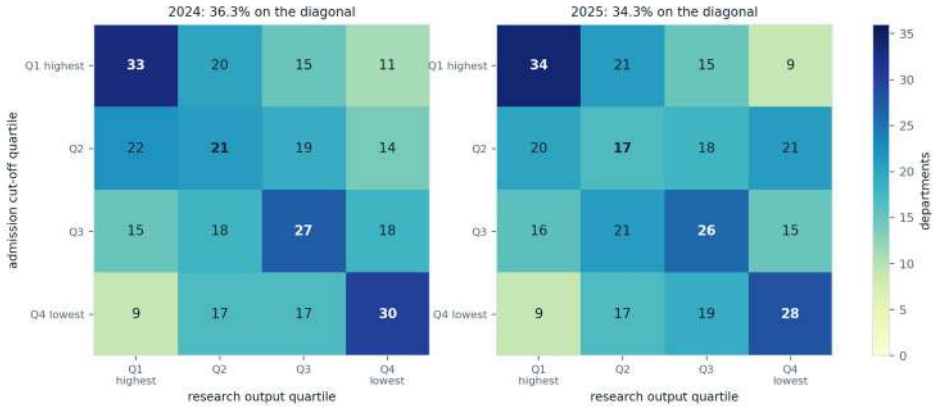

Figure 5. Quartile cross-tabulation, pooled within field, for each year. Diagonal agreement is 36.3 per cent in 2024 and 34.3 per cent in 2025, against 25 per cent expected by chance.

Distance correlation, which is zero only under independence, with significance by permutation: Engineering 0.398 ($p < 0.001$), Medicine 0.491 ($p = 0.002$); Economics 0.208 ($p = 0.656$), with Natural Sciences, Life Sciences, Law and Humanities not significant. No strong nonlinear relationship is masked by the rank measures.

Regressing the percentage change in cut-off between 2024 and 2025 on the same regressors returns coefficients indistinguishable from zero throughout: research output −0.052, log places −0.124, Athens/Thessaloniki +0.040, n = 296. Mean change +0.81 per cent, standard deviation 4.91. Research standing does not predict which departments rose or fell.

Restricting the sample by match coverage leaves the pooled estimate stable — +0.246 unrestricted, +0.282 at five matched academics and 30 per cent coverage, +0.244 at 50 per cent — but moves individual fields substantially, Medicine ranging from +0.332 to +0.450 (too few departments at 50 per cent for an estimate)

and Engineering from +0.307 to +0.603. Field-level estimates are indicative; the pooled estimate is the robust quantity.

5E-5H. Departmental results by scientific field

The tables that follow report every department carrying a 2025 cut-off, organised under the four επιστημονικά πεδία of the Ministry of Education, which is the taxonomy a candidate navigates when completing the μηχανογραφικό. Within each field, departments are ordered by the 2025 cut-off, with the 2024 cut-off and the change between them alongside, and the research rank in the final column. Both years are given for every department, so that a reader can see whether a department's position is stable or moving.

5E. 1ο Επιστημονικό Πεδίο — Humanities, Law and Social Sciences

The 68 departments of this scientific field that appear in Edition 2026, ordered by the 2025 admission cut-off, with the 2024 cut-off and the change between them. Ranks c25 and c24 are by cut-off in each year and rank r by research output, all within the field. A department may gain points and still lose rank if others gained more.

Table 6. 1ο Επιστημονικό Πεδίο (Humanities, Law and Social Sciences): admission cut-offs for 2025 and 2024 with their difference, and departmental research standing, 68 departments. Departments ordered by the 2025 cut-off. Mean h is the Google Scholar design-A value for publications 2012-2025. Cov gives faculty matched against the roster; c25 and c24 the rank by cut-off in each year and r the rank by research output, all within the field. Research output is measured once over 2012-2025 and so has a single rank.

Τμήμα	Department	Univ	2025	2024	Δ	Places	Mean h	Cov	c25	c24	r
Αγγλικής Γλώσσας και Φιλολογίας	English Language and Literature	AUTH	18,150	18,550	-400	170	7.6	14/24	1	1	21
Νομικής	Law	NKUA	17,875	18,025	-150	400	5.0	25/105	2	2	46
Ψυχολογίας	Psychology	NKUA	17,475	17,595	-120	169	18.9	7/19	3	4	4
Αγγλικής Γλώσσας και Φιλολογίας	English Language and Literature	NKUA	17,355	17,715	-360	225	4.4	15/25	4	3	49
Νομικής	Law	AUTH	17,280	17,340	-60	370	4.6	16/70	5	5	55
Ψυχολογίας	Psychology	AUTH	17,150	17,340	-190	180	16.0	18/22	6	6	1
Ψυχολογίας	Psychology	Panteion	17,100	17,290	-190	141	14.8	9/14	7	7	7
Διεθνών και Ευρωπαϊκών Σπουδών	International, European and Area Studies	Panteion	17,040	16,480	+560	165	5.0	18/28	8	11	52
Δημοσιογραφίας και Μέσων Μαζικής Επικοινωνίας	Journalism and Mass Media Studies	AUTH	16,860	16,040	+820	133	13.4	11/19	9	13	9
Νομικής	Law	DUTH	16,725	16,650	+75	506	5.2	5/56	10	9	47
Ψυχολογίας	Psychology	UOI	16,575	17,020	-445	-	12.1	8/14	11	8	15
Ψυχολογίας	Psychology	UoC	16,165	16,520	-355	193	14.2	10/27	12	10	11
Επικοινωνίας και Μέσων Μαζικής Ενημέρωσης	Communication and Media Studies	NKUA	16,110	15,840	+270	148	6.5	13/22	13	15	38
Παιδαγωγικό Δημοτικής Εκπαίδευσης	Primary Education	AUTH	15,950	16,100	-150	180	5.8	12/29	14	12	35
Ψυχολογίας	Psychology	DUTH	15,450	15,300	+150	120	19.0	4/5	15	16	3
Κοινωνικής Εργασίας	Social Work	UNIWA	15,420	16,040	-620	123	7.0	11/18	16	14	28
Επικοινωνίας, Μέσων και Πολιτισμού	Communication, Media and Culture	Panteion	15,150	14,720	+430	159	7.4	16/19	17	17	31
Μουσικών Σπουδών	Music Studies	NKUA	15,050	14,510	+540	78	6.0	9/21	18	21	32
Κοινωνικής Εργασίας	Social Work	DUTH	14,640	14,580	+60	121	3.2	8/15	19	19	60
Μουσικών Σπουδών	Music Studies	AUTH	14,590	14,310	+280	68	6.2	5/15	20	24	25
Παιδαγωγικό Δημοτικής Εκπαίδευσης	Primary Education	UOI	14,575	14,600	-25	229	11.4	11/21	21	18	5
Πολιτικής Επιστήμης και Δημόσιας Διοίκησης	Political Science and Public Administration	NKUA	14,430	14,340	+90	233	6.2	16/31	22	22	43
Επιστημών της Εκπαίδευσης και Κοινωνικής Εργασίας	Education and Social Work	UPatras	14,422	14,520	-98	253	6.7	15/22	23	20	40
Πολιτικών Επιστημών	Political Sciences	AUTH	14,410	14,320	+90	143	9.2	8/20	24	23	24
Κοινωνιολογίας	Sociology	Panteion	13,860	14,260	-400	159	4.1	10/27	25	25	57
Εκπαιδευτικής και Κοινωνικής Πολιτικής	Educational and Social Policy	UoM	13,550	13,725	-175	171	11.3	10/18	26	26	20
Κοινωνικής Εργασίας	Social Work	HMU	13,500	13,300	+200	157	11.2	9/19	27	29	16
Μουσικών Σπουδών	Music Studies	Ionian	13,440	12,880	+560	113	1.6	5/28	28	33	66
Παιδαγωγικό Δημοτικής Εκπαίδευσης	Primary Education	UoC	13,375	13,625	-250	185	6.5	13/27	29	27	27
Κοινωνιολογίας	Sociology	NKUA	13,270	13,380	-110	100	1.0	1/4	30	28	67
Κινηματογράφου	Film	AUTH	13,125	12,975	+150	90	2.3	3/18	31	31	64
Αγωγής και Φροντίδας στην Πρώιμη Παιδική Ηλικία	Early Childhood Care and Education	UNIWA	13,120	12,920	+200	140	8.8	10/16	32	32	17
Παιδαγωγικό Δημοτικής Εκπαίδευσης	Primary Education	DUTH	13,000	13,025	-25	242	14.0	9/17	33	30	2
Πολιτικής Επιστήμης και Ιστορίας	Political Science and History	Panteion	12,760	12,650	+110	148	6.3	17/31	34	36	42
Κοινωνικής Πολιτικής	Social Policy	Panteion	12,430	12,210	+220	159	7.4	12/20	35	41	33
Ιστορίας και Αρχαιολογίας	History and Archaeology	AUTH	12,425	12,575	-150	160	5.7	14/41	36	38	36
Κοινωνικής Ανθρωπολογίας	Social Anthropology	Panteion	12,300	12,460	-160	107	6.6	10/15	37	40	39
Ιταλικής Γλώσσας και Φιλολογίας	Italian Language and Literature	NKUA	12,245	12,515	-270	59	2.0	3/10	38	39	65
Βαλκανικών, Σλαβικών και Ανατολικών Σπουδών	Balkan, Slavic and Oriental Studies	UoM	12,240	11,840	+400	191	5.2	26/33	39	47	45
Ιταλικής Γλώσσας και Φιλολογίας	Italian Language and Literature	AUTH	12,080	12,730	-650	70	8.5	6/16	40	34	23
Παιδαγωγικό Νηπιαγωγών	Early Childhood Education	UOI	11,905	11,970	-65	279	9.6	5/26	41	43	12
Ιστορίας και Αρχαιολογίας	History and Archaeology	NKUA	11,838	11,958	-120	212	5.3	13/35	42	45	44
Γαλλικής Γλώσσας και Φιλολογίας	English Language and Literature	AUTH	11,715	12,070	-355	80	7.6	14/24	43	42	22
Γαλλικής Γλώσσας και Φιλολογίας	English Language and Literature	NKUA	11,680	11,820	-140	117	4.4	15/25	44	48	50
Φιλοσοφίας και Παιδαγωγικής	Philosophy and Education	AUTH	11,580	11,860	-280	150	10.6	9/23	45	46	8
Ισπανικής Γλώσσας και Φιλολογίας	English Language and Literature	NKUA	11,545	12,630	-1,085	83	4.4	15/25	46	37	51
Πολιτικής Επιστήμης και Διεθνών Σχέσεων	Political Science and International Relations	UoP	11,530	11,240	+290	138	7.9	9/19	47	52	30
Φιλολογίας	Philology	NKUA	11,304	12,660	-1,356	310	5.2	24/50	48	35	41
Αγωγής και Φροντίδας στην Πρώιμη Παιδική Ηλικία	Early Childhood Education and Care	IHU	11,250	11,475	-225	140	8.6	11/13	49	49	19
Γερμανικής Γλώσσας και Φιλολογίας	German Language and Literature	AUTH	11,030	11,970	-940	110	7.0	10/19	50	44	18
Επικοινωνίας και Ψηφιακών Μέσων	Communication and Digital Media	UoWM	11,020	11,270	-250	182	14.4	5/15	51	51	10
Παιδαγωγικό Νηπιαγωγών	Early Childhood Education	UoWM	10,975	11,200	-225	222	11.0	1/14	52	54	14
Αγωγής και Φροντίδας στην Πρώιμη Παιδική Ηλικία	Early Childhood Education	UOI	10,914	11,222	-308	172	9.6	5/26	53	53	13

Τμήμα	Department	Univ	2025	2024	Δ	Places	Mean h	Cov	c25	c24	r
Κοινωνικής Πολιτικής	Social Policy	DUTH	10,820	11,280	-460	131	7.2	5/10	54	50	37
Θεατρικών Σπουδών	Theatre Studies	NKUA	10,550	10,170	+380	107	2.9	8/14	55	57	63
Κοινωνιολογίας	Sociology	UoC	10,250	10,620	-370	199	7.7	10/24	56	56	26
Ρωσικής Γλώσσας, Φιλολογίας και Σλαβικών Σπουδών	Russian Language and Literature and Slavic Studies	NKUA	10,225	10,770	-545	-	1.0	2/7	57	55	68
Ιστορίας, Αρχαιολογίας και Κοινωνικής Ανθρωπολογίας	History, Archaeology and Social Anthropology	UThessaly	9,775	10,000	-225	112	5.1	15/21	58	58	53
Πολιτισμού και Δημιουργικών Μέσων και Βιομηχανιών	Culture, Creative Media and Industries	UThessaly	9,410	9,330	+80	101	4.0	2/4	59	62	56
Φιλοσοφίας	Philosophy	UPatras	9,360	9,940	-580	172	4.6	8/23	60	59	48
Πολιτικής Επιστήμης	Political Science	UoC	9,300	9,250	+50	252	3.1	7/30	61	63	61
Κοινωνικής Ανθρωπολογίας και Ιστορίας	Social Anthropology and History	UAegean	9,075	8,960	+115	160	3.7	11/19	62	66	59
Θεατρικών Σπουδών	Theatre Studies	UoP	9,075	9,150	-75	140	3.5	4/13	63	64	54
Θεολογίας	Theology	AUTH	9,050	9,150	-100	150	3.3	6/30	64	65	58
Κοινωνικής Θεολογίας και Χριστιανικού Πολιτισμού	Social Theology and Christian Culture	AUTH	8,940	9,400	-460	150	5.4	11/30	65	61	29
Φιλολογίας	Philology	UoP	8,900	9,590	-690	-	2.2	5/15	66	60	62
Κοινωνιολογίας	Sociology	UAegean	8,560	8,840	-280	-	7.2	6/17	67	67	34
Πολιτισμικής Τεχνολογίας και Επικοινωνίας	Cultural Technology and Communication	UAegean	8,355	8,790	-435	172	15.0	14/22	68	68	6

2025 and 2024 = admission cut-off in each year, in μόρια; Δ = the change between them; Places = admission intake set by ministerial decision; Mean h = departmental mean h-index, Google Scholar design A, publications 2012-2025; Cov = tenured faculty matched against the roster; c25, c24 = rank by cut-off in each year; r = rank by research output. All ranks within the scientific field.

5F. 2ο Επιστημονικό Πεδίο — Science and Technology

The 96 departments of this scientific field that appear in Edition 2026, ordered by the 2025 admission cut-off, with the 2024 cut-off and the change between them. Ranks c25 and c24 are by cut-off in each year and rank r by research output, all within the field. A department may gain points and still lose rank if others gained more.

Table 7. 2ο Επιστημονικό Πεδίο (Science and Technology): admission cut-offs for 2025 and 2024 with their difference, and departmental research standing, 96 departments. Departments ordered by the 2025 cut-off. Mean h is the Google Scholar design-A value for publications 2012-2025. Cov gives faculty matched against the roster; c25 and c24 the rank by cut-off in each year and r the rank by research output, all within the field. Research output is measured once over 2012-2025 and so has a single rank.

Τμήμα	Department	Univ	2025	2024	Δ	Places	Mean h	Cov	c25	c24	r
Αρχιτεκτόνων Μηχανικών	Architecture	NTUA	20,380	19,335	+1,045	98	4.5	4/12	1	1	95
Αρχιτεκτόνων Μηχανικών	Architecture	UPatras	18,690	18,554	+136	111	4.3	7/24	2	2	94
Ηλεκτρολόγων Μηχανικών και Μηχανικών Υπολογιστών	Electrical & Computer Engineering	NTUA	18,390	18,490	-100	259	25.2	49/61	3	3	10
Αρχιτεκτόνων Μηχανικών	Architecture	AUTH	18,135	17,365	+770	108	5.1	8/26	4	10	93
Μηχανολόγων Μηχανικών	Mechanical Engineering	NTUA	18,128	18,230	-102	129	21.1	33/43	5	4	22
Ηλεκτρολόγων Μηχανικών και Μηχανικών Υπολογιστών	Electrical & Computer Engineering	AUTH	17,960	17,920	+40	197	21.2	20/36	6	5	21
Ναυπηγών Μηχανολόγων Μηχανικών	Naval Architecture & Marine Eng.	NTUA	17,840	17,760	+80	98	17.6	8/23	7	6	44
Χημικών Μηχανικών	Chemical Engineering	NTUA	17,775	17,510	+265	125	22.3	27/46	8	7	19
Πληροφορικής	Informatics	AUTH	17,720	17,440	+280	146	23.3	28/30	9	9	14
Πληροφορικής	Informatics	AUEB	17,590	17,220	+370	225	18.2	17/23	10	11	28
Μηχανολόγων Μηχανικών	Mechanical Engineering	AUTH	17,525	17,450	+75	107	20.0	24/29	11	8	26
Πολιτικών Μηχανικών	Civil Engineering	NTUA	17,265	16,832	+433	129	23.7	34/41	12	13	15
Μηχανολόγων και Αεροναυπηγών Μηχανικών	Mechanical Eng. & Aeronautics	UPatras	17,130	16,700	+430	161	24.1	22/29	13	15	12
Αρχιτεκτόνων Μηχανικών	Architecture	UThessaly	17,105	16,400	+705	123	2.8	11/23	14	18	96
Χημικών Μηχανικών	Chemical Engineering	AUTH	17,000	16,640	+360	103	23.8	12/24	15	16	17
Πληροφορικής και Τηλεπικοινωνιών	Informatics & Telecommunications	NKUA	16,955	17,075	-120	214	22.0	27/36	16	12	18
Πληροφορικής	Informatics	UNIPI	16,935	16,740	+195	195	22.1	13/20	17	14	16
Αρχιτεκτόνων Μηχανικών	Architecture	UOI	16,785	16,030	+755	56	3.3	3/16	18	21	80
Μηχανολόγων Μηχανικών	Mechanical Engineering	UThessaly	16,580	16,230	+350	123	18.8	14/18	19	19	30
Ηλεκτρολόγων Μηχανικών και Τεχνολογίας Υπολογιστών	Electrical & Computer Engineering	UPatras	16,575	16,470	+105	312	16.0	25/35	20	17	48
Πληροφορικής και Τηλεματικής	Informatics & Telematics	HUA	16,320	16,170	+150	110	19.0	4/12	21	20	33
Χημικών Μηχανικών	Chemical Engineering	UPatras	16,275	15,730	+545	154	25.9	21/28	22	24	11
Ηλεκτρολόγων Μηχανικών και Μηχανικών Υπολογιστών	Electrical & Computer Engineering	UThessaly	16,000	15,725	+275	199	17.9	15/23	23	25	34
Ψηφιακών Συστημάτων	Digital Systems	UNIPI	15,940	15,830	+110	194	26.3	12/21	24	22	8
Εφαρμοσμένων Μαθηματικών και Φυσικών Επιστημών	Applied Mathematical & Physical Sciences	NTUA	15,860	15,510	+350	155	35.6	26/40	25	26	1
Πολιτικών Μηχανικών	Civil Engineering	AUTH	15,850	15,355	+495	144	15.6	37/51	26	28	54
Επιστήμης Υπολογιστών	Computer Science	UoC	15,646	15,813	-167	185	20.2	5/17	27	23	23
Αρχιτεκτόνων Μηχανικών	Architecture	DUTH	15,575	14,650	+925	118	8.3	3/20	28	31	90
Μηχανολόγων Μηχανικών	Mechanical Engineering	UNIWA	15,477	14,367	+1,110	138	21.5	13/19	29	39	20
Αρχιτεκτόνων Μηχανικών	Architecture	TUC	15,470	14,575	+895	126	10.2	6/20	30	32	81
Μηχανικών Πληροφορικής και Υπολογιστών	Informatics & Computer Engineering	UNIWA	15,336	15,380	-44	263	18.8	12/29	31	27	25
Ναυπηγών Μηχανικών	Naval Architecture	UNIWA	14,850	13,980	+870	103	7.4	12/15	32	45	92
Χημικών Μηχανικών και Μηχανικών Περιβάλλοντος	Chemical & Environmental Engineering	TUC	14,750	13,400	+1,350	134	32.6	12/23	33	48	4
Μηχανικών Πληροφορικής και Ηλεκτρονικών Συστημάτων	Information & Electronic Engineering	IHU	14,740	15,030	-290	200	11.9	21/36	34	29	66
Αγρονόμων και Τοπογράφων Μηχανικών - Μηχανικών Γεωπληροφορικής	Rural, Surveying & Geoinformatics Eng.	NTUA	14,715	14,575	+140	-	19.8	6/17	35	33	32
Μηχανολόγων Μηχανικών	Mechanical Engineering	UoWM	14,714	14,518	+196	220	10.3	15/20	36	34	83
Ηλεκτρολόγων Μηχανικών και Μηχανικών Υπολογιστών	Electrical & Computer Engineering	TUC	14,648	14,492	+156	215	19.8	20/24	37	35	24
Χημικών Μηχανικών	Chemical Engineering	UoWM	14,605	14,485	+120	150	31.0	7/13	38	36	6
Πολιτικών Μηχανικών	Civil Engineering	UPatras	14,545	14,285	+260	170	18.7	18/24	39	40	41
Ηλεκτρολόγων και Ηλεκτρονικών Μηχανικών	Electrical & Electronics Engineering	UNIWA	14,520	12,820	+1,700	177	11.9	46/52	40	51	68
Φυσικής	Physics	AUTH	14,518	14,237	+281	160	28.8	32/51	41	42	13
Φυσικής	Physics	NKUA	14,513	14,183	+330	185	33.1	32/58	42	43	7
Μαθηματικών	Mathematics	NKUA	14,500	14,405	+95	195	8.2	21/45	43	38	75
Μηχανικών Η/Υ και Πληροφορικής	Computer Engineering & Informatics	UPatras	14,500	14,260	+240	214	16.5	32/36	44	41	42
Ηλεκτρολόγων Μηχανικών και Μηχανικών Υπολογιστών	Electrical & Computer Engineering	DUTH	14,310	14,120	+190	270	19.4	25/32	45	44	29
Μαθηματικών	Mathematics	AUTH	14,200	14,460	-260	125	8.4	11/22	46	37	74
Πολιτικών Μηχανικών	Civil Engineering	UThessaly	14,105	13,630	+475	112	13.9	14/20	47	47	60
Μεταλλειολόγων - Μεταλλουργών Μηχανικών	Mining & Metallurgical Engineering	NTUA	13,800	13,375	+425	103	15.8	20/33	48	49	52

Τμήμα	Department	Univ	2025	2024	Δ	Places	Mean h	Cov	c25	c24	r
Πολιτικών Μηχανικών	Civil Engineering	UNIWA	13,600	12,785	+815	157	9.0	14/21	49	52	89
Μηχανολόγων Μηχανικών	Mechanical Engineering	UoP	13,400	11,700	+1,700	155	13.9	10/19	50	57	59
Μηχανικών Η/Υ και Πληροφορικής	Computer Science & Engineering	UOI	13,355	14,761	-1,406	225	15.4	21/29	51	30	53
Ηλεκτρολόγων Μηχανικών και Μηχανικών Υπολογιστών	Electrical & Computer Engineering	UoWM	13,290	13,645	-355	182	18.8	18/24	52	46	27
Πολιτικών Μηχανικών	Civil Engineering	DUTH	13,164	12,852	+312	182	16.3	17/24	53	50	49
Φυσικής	Physics	UoC	13,073	12,784	+289	130	23.9	14/21	54	53	31
Αγρονόμων και Τοπογράφων Μηχανικών	Rural & Surveying Engineering	AUTH	12,655	12,695	-40	90	13.2	15/22	55	54	63
Μηχανολόγων Μηχανικών	Mechanical Engineering	HMU	12,515	11,395	+1,120	120	30.0	2/12	56	62	5
Πολιτικών Μηχανικών	Civil Engineering	IHU	12,154	11,477	+677	90	9.3	7/14	57	59	84
Μηχανικών Βιομηχανικής Σχεδίασης και Παραγωγής	Industrial Design & Production Eng.	UNIWA	12,032	11,832	+200	300	13.6	14/25	58	56	57
Μηχανολόγων Μηχανικών	Mechanical Engineering	IHU	11,980	10,340	+1,640	129	13.0	3/14	59	71	62
Μηχανικών Τοπογραφίας και Γεωπληροφορικής	Surveying & Geoinformatics Eng.	UNIWA	11,950	11,220	+730	106	10.0	17/19	60	63	85
Μηχανικών Επιστήμης Υλικών	Materials Science & Engineering	UOI	11,950	11,400	+550	111	25.9	7/24	61	61	9
Ηλεκτρολόγων Μηχανικών και Μηχανικών Υπολογιστών	Electrical & Computer Engineering	HMU	11,520	10,830	+690	260	17.4	26/38	62	66	38
Μηχανικών Χωροταξίας και Ανάπτυξης	Spatial Planning & Development	AUTH	11,350	11,175	+175	95	13.2	15/18	63	64	61
Μηχανικών Τοπογραφίας και Γεωπληροφορικής	Surveying & Geoinformatics Eng.	IHU	11,280	10,150	+1,130	60	7.8	8/13	64	74	91
Μαθηματικών	Mathematics	UAegean	11,275	9,210	+2,065	150	6.0	8/15	65	93	82
Πολιτικών Μηχανικών	Civil Engineering	UoP	11,221	10,503	+718	145	10.0	3/12	66	67	87
Γεωλογίας και Γεωπεριβάλλοντος	Geology and Geoenvironment	NKUA	11,100	10,875	+225	88	20.8	23/39	67	65	40
Φυσικής	Physics	UPatras	10,920	11,520	-600	212	19.7	12/23	68	58	46
Γεωγραφίας	Geography	HUA	10,725	11,425	-700	75	16.1	13/20	69	60	55
Μηχανικών Χωροταξίας, Πολεοδομίας και Περιφερειακής Ανάπτυξης	Planning & Regional Development	UThessaly	10,553	10,269	+284	61	10.6	12/29	70	72	78
Μηχανικών Περιβάλλοντος	Environmental Engineering	IHU	10,510	10,085	+425	110	12.1	9/10	71	75	73
Συντήρησης Αρχαιοτήτων και Έργων Τέχνης	Conservation of Antiquities and Works of Art	UNIWA	10,500	9,450	+1,050	69	6.6	11/16	72	87	50
Ψηφιακών Συστημάτων	Digital Systems	UThessaly	10,445	10,400	+45	283	11.6	11/18	73	70	69
Πληροφορικής	Informatics	UoWM	10,340	10,500	-160	250	10.1	7/11	74	69	77
Μηχανικών Σχεδίασης Προϊόντων και Συστημάτων	Product & Systems Design Eng.	UAegean	10,330	9,510	+820	133	14.6	16/21	75	86	56
Ηλεκτρονικών Μηχανικών	Electronic Engineering	HMU	10,071	9,740	+331	188	18.4	8/32	76	80	37
Μαθηματικών	Mathematics	UPatras	10,053	10,064	-11	249	8.7	17/26	77	76	72
Αεροδιαστημικής Επιστήμης και Τεχνολογίας	Aerospace Science & Technology	NKUA	10,010	10,180	-170	70	16.9	7/12	78	73	47
Φυσικής	Physics	UThessaly	9,925	9,750	+175	100	48.1	7/12	79	79	2
Μαθηματικών	Mathematics	UoWM	9,850	9,725	+125	100	8.2	4/7	80	81	76
Τεχνολογιών Ψηφιακής Βιομηχανίας	Digital Industry Technologies	NKUA	9,830	9,440	+390	232	13.2	16/29	81	89	64
Γεωλογίας	Geology	AUTH	9,825	9,825	+0	100	20.4	19/34	82	77	43
Μηχανικών Ορυκτών Πόρων	Mineral Resources Engineering	UoWM	9,825	9,725	+100	100	10.8	12/19	83	82	79
Μαθηματικών και Εφαρμοσμένων Μαθηματικών - Εφαρμοσμένων Μαθηματικών	Mathematics and Applied Mathematics	UoC	9,675	9,450	+225	51	9.4	27/34	84	88	70
Μηχανικών Πληροφοριακών και Επικοινωνιακών Συστημάτων	Information & Communication Systems Eng.	UAegean	9,660	9,800	-140	250	19.1	23/26	85	78	35
Μαθηματικών και Εφαρμοσμένων Μαθηματικών - Μαθηματικών	Mathematics and Applied Mathematics	UoC	9,515	9,375	+140	51	9.4	27/34	86	90	71
Φυσικής	Physics (Kavala)	DUTH	9,504	9,338	+166	100	5.0	2/12	87	92	88
Μηχανικών Ορυκτών Πόρων	Mineral Resources Engineering	TUC	9,440	9,370	+70	80	14.7	10/15	88	91	58
Μαθηματικών	Mathematics	UOI	9,385	12,150	-2,765	250	11.3	11/23	89	55	65
Φυσικής	Physics	UOI	9,365	10,502	-1,137	235	42.0	24/57	90	68	3
Μαθηματικών	Mathematics	UThessaly	9,365	9,530	-165	60	10.3	7/8	91	85	67
Γεωλογίας	Geology	UPatras	9,280	9,020	+260	80	20.0	11/19	92	95	45
Μηχανικών Σχεδίασης Προϊόντων και Συστημάτων	Product & Systems Design Eng.	UoWM	9,225	9,125	+100	202	8.5	6/8	93	94	86
Συστημάτων Ενέργειας	Energy Systems	UThessaly	8,990	9,570	-580	80	17.3	11/15	94	84	39
Πληροφορικής	Informatics	Ionian	8,640	9,630	-990	253	18.8	18/32	95	83	36
Γεωγραφίας	Geography	UAegean	7,740	7,870	-130	150	17.3	9/20	96	96	51

2025 and 2024 = admission cut-off in each year, in μόρια; Δ = the change between them; Places = admission intake set by ministerial decision; Mean h = departmental mean h-index, Google Scholar design A, publications 2012-2025; Cov = tenured faculty matched against the roster; c25, c24 = rank by cut-off in each year; r = rank by research output. All ranks within the scientific field.

5G. 3ο Επιστημονικό Πεδίο — Health and Life Sciences

The 94 departments of this scientific field that appear in Edition 2026, ordered by the 2025 admission cut-off, with the 2024 cut-off and the change between them. Ranks c25 and c24 are by cut-off in each year and rank r by research output, all within the field. A department may gain points and still lose rank if others gained more.

Table 8. 3ο Επιστημονικό Πεδίο (Health and Life Sciences): admission cut-offs for 2025 and 2024 with their difference, and departmental research standing, 94 departments. Departments ordered by the 2025 cut-off. Mean h is the Google Scholar design-A value for publications 2012-2025. Cov gives faculty matched against the roster; c25 and c24 the rank by cut-off in each year and r the rank by research output, all within the field. Research output is measured once over 2012-2025 and so has a single rank.

Τμήμα	Department	Univ	2025	2024	Δ	Places	Mean h	Cov	c25	c24	r
Ιατρικής	Medicine	NKUA	18,775	18,775	+0	165	30.6	238/551	1	1	3
Ιατρικής	Medicine	AUTH	18,575	18,550	+25	155	23.0	119/399	2	2	15
Ιατρικής	Medicine	UPatras	18,445	18,460	-15	160	19.6	50/131	3	3	27
Ιατρικής	Medicine	UOI	18,200	18,200	+0	130	21.2	55/153	4	4	21
Ιατρικής	Medicine	UThessaly	18,100	18,125	-25	90	21.3	71/162	5	5	20
Ιατρικής	Medicine	UoC	18,050	18,050	+0	110	24.4	46/128	6	6	11
Οδοντιατρικής	Dentistry	AUTH	17,995	17,965	+30	76	16.3	26/47	7	8	52
Ιατρικής	Medicine	DUTH	17,975	17,975	+0	135	18.8	40/123	8	7	32
Οδοντιατρικής	Dentistry	NKUA	17,900	17,850	+50	100	12.9	35/66	9	10	72
Φαρμακευτικής	Pharmacy	NKUA	17,880	17,880	+0	114	18.7	17/36	10	9	40
Κτηνιατρική	Veterinary Medicine	AUTH	17,657	17,692	-35	-	16.5	43/83	11	11	50
Φαρμακευτικής	Pharmacy	AUTH	17,625	17,625	+0	90	26.7	9/19	12	13	12
Φαρμακευτικής	Pharmacy	UPatras	17,620	17,670	-50	162	18.6	5/25	13	12	41
Βιολογίας	Biology	NKUA	17,428	17,493	-65	105	24.2	19/35	14	14	6

Τμήμα	Department	Univ	2025	2024	Δ	Places	Mean h	Cov	c25	c24	r
Επιστήμης Φυσικής Αγωγής και Αθλητισμού	Physical Education and Sport Science	NKUA	17,399	17,096	+303	139	15.6	32/48	15	18	8
Χημείας	Chemistry	NKUA	17,275	17,180	+95	105	25.4	27/46	16	16	28
Βιολογίας	Biology	AUTH	17,190	17,322	-132	115	19.9	26/40	17	15	29
Επιστήμης Φυσικής Αγωγής και Αθλητισμού	Physical Education and Sports Science	AUTH	17,161	16,811	+350	140	15.2	21/35	18	19	4
Κτηνιατρικής	Veterinary Medicine	UThessaly	17,125	17,175	-50	90	13.4	18/36	19	17	87
Βιολογίας	Biology	UPatras	16,746	16,766	-20	159	17.8	10/28	20	20	49
Μοριακής Βιολογίας και Γενετικής	Molecular Biology and Genetics	DUTH	16,595	16,570	+25	138	15.6	13/23	21	22	60
Χημείας	Chemistry	AUTH	16,590	16,665	-75	186	23.1	27/60	22	21	34
Βιολογίας	Biology	UoC	16,430	16,465	-35	141	21.0	9/25	23	23	16
Επιστήμης Διαιτολογίας και Διατροφής	Nutrition and Dietetics	HUA	16,344	16,344	+0	68	31.7	11/23	24	25	1
Βιολογικών Εφαρμογών και Τεχνολογιών	Biological Applications and Technology	UOI	16,260	16,270	-10	132	17.0	10/22	25	26	46
Χημείας	Chemistry	UPatras	16,240	16,420	-180	191	20.8	19/32	26	24	42
Βιοχημείας και Βιοτεχνολογίας	Biochemistry and Biotechnology	UThessaly	16,030	16,080	-50	129	22.2	11/23	27	27	10
Βιοτεχνολογίας	Biotechnology	AUA	15,870	15,945	-75	134	18.1	10/20	28	28	35
Φυσικοθεραπείας	Physiotherapy	UNIWA	15,575	15,525	+50	125	12.2	12/17	29	30	75
Χημείας	Chemistry	UOI	15,570	15,720	-150	223	20.5	15/34	30	29	45
Χημείας	Chemistry	UoC	15,278	15,382	-104	144	20.7	12/22	31	31	44
Φυσικοθεραπείας	Physiotherapy	IHU	15,100	15,350	-250	130	5.0	2/7	32	32	93
Επιστήμης Φυτικής Παραγωγής	Crop Science	AUA	14,720	12,120	+2,600	207	18.4	30/50	33	56	38
Χημείας	Chemistry (Kavala)	DUTH	14,712	14,788	-76	202	15.5	13/18	34	33	58
Επιστήμης Τροφίμων και Διατροφής του Ανθρώπου	Food Science and Human Nutrition	AUA	14,520	14,720	-200	124	27.9	16/30	35	34	2
Νοσηλευτικής	Nursing	NKUA	14,400	14,375	+25	159	16.7	15/32	36	37	48
Φυσικοθεραπείας	Physiotherapy	UPatras	14,381	14,441	-60	172	11.6	5/14	37	36	74
Γεωπονίας	Agriculture	AUTH	14,380	14,290	+90	220	20.6	44/64	38	39	19
Φυσικοθεραπείας	Physiotherapy	UThessaly	14,380	14,140	+240	130	11.6	9/14	39	41	77
Εργοθεραπείας	Occupational Therapy	UNIWA	14,370	14,530	-160	125	10.0	3/8	40	35	85
Βιοϊατρικών Επιστημών	Biomedical Sciences	IHU	14,240	14,365	-125	220	8.5	4/17	41	38	88
Βιοϊατρικών Επιστημών	Biomedical Sciences	UNIWA	14,130	14,110	+20	360	11.5	15/40	42	42	68
Μηχανικών Βιοϊατρικής	Biomedical Engineering	UNIWA	13,885	13,665	+220	117	15.8	14/21	43	45	53
Επιστημών Διατροφής και Διαιτολογίας	Nutritional Sciences and Dietetics	IHU	13,850	14,210	-360	115	29.5	6/16	44	40	9
Επιστήμης Φυσικής Αγωγής και Αθλητισμού	Physical Education and Sports Science	AUTH	13,729	13,945	-216	141	15.2	21/35	45	43	5
Επιστήμης και Τεχνολογίας Τροφίμων	Food Science and Technology	UNIWA	13,620	13,850	-230	100	12.9	9/16	46	44	89
Φυσικοθεραπείας	Physiotherapy	UoP	13,450	13,390	+60	142	16.0	6/10	47	46	54
Μαιευτικής	Midwifery	IHU	13,241	12,201	+1,040	115	11.0	2/7	48	54	83
Μαιευτικής	Midwifery	UNIWA	13,200	13,175	+25	118	13.2	9/19	49	47	69
Νοσηλευτικής	Nursing	UNIWA	13,200	13,175	+25	217	14.1	29/35	50	48	67
Λογοθεραπείας	Speech and Language Therapy	UPatras	12,844	12,816	+28	101	11.0	3/8	51	49	84
Νοσηλευτικής	Nursing	IHU	12,790	12,710	+80	127	9.8	5/20	52	52	80
Επιστήμης και Τεχνολογίας Τροφίμων	Food Science and Technology	IHU	12,650	12,760	-110	125	17.0	9/16	53	51	55
Λογοθεραπείας	Speech and Language Therapy	UoP	12,440	12,440	+0	111	12.0	4/9	54	53	73
Διαιτολογίας και Διατροφολογίας	Dietetics and Nutrition	UThessaly	12,130	12,805	-675	121	16.8	4/9	55	50	51
Μαιευτικής	Midwifery	UoWM	12,065	10,387	+1,678	182	10.8	5/11	56	71	79
Επιστήμης Ζωικής Παραγωγής	Animal Science	AUA	11,950	11,980	-30	78	19.6	19/32	57	57	26
Δημόσιας κα Κοινοτικής Υγείας	Public and Community Health	UNIWA	11,680	11,625	+55	200	14.0	3/14	58	61	56
Επιστημών Οίνου, Αμπελου και Ποτών	Wine, Vine and Beverage Sciences	UNIWA	11,600	11,790	-190	80	17.2	8/13	59	59	61
Επιστήμης Διατροφής και Διαιτολογίας	Nutritional Science and Dietetics	UoP	11,460	12,130	-670	131	18.6	7/9	60	55	31
Νοσηλευτικής	Nursing	UPatras	11,400	11,400	+0	209	15.4	9/11	61	62	62
Δασολογίας και Φυσικού Περιβάλλοντος	Forestry and Natural Environment	AUTH	11,340	11,670	-330	60	15.4	22/35	62	60	71
Αξιοποίησης Φυσικών Πόρων και Γεωργικής Μηχανικής	Natural Resources Development & Agricultural Engineering	AUA	11,315	11,120	+195	88	21.9	17/22	63	63	13
Επιστήμης των Υλικών	Materials Science	UPatras	11,093	10,027	+1,066	70	21.4	18/20	64	79	24
Γεωπονίας	Agriculture	IHU	11,040	10,800	+240	200	14.1	19/33	65	68	66
Γεωπονίας, Φυτικής Παραγωγής και Αγροτικού Περιβάλλοντος	Agriculture, Crop Production and Rural Environment	UThessaly	11,010	10,970	+40	150	25.5	15/26	66	66	7
Νοσηλευτικής	Nursing	UOI	10,930	11,115	-185	202	11.0	5/12	67	64	78
Επιστήμης και Μηχανικής Υλικών	Materials Science and Technology	UoC	10,780	9,640	+1,140	60	31.7	15/21	68	83	18
Νοσηλευτικής	Nursing	UThessaly	10,570	10,475	+95	176	24.2	9/15	69	69	14
Επιστημών Διατροφής και Διαιτολογίας	Nutrition and Dietetics Sciences	HMU	10,460	11,000	-540	152	21.5	2/9	70	65	33
Επιστήμης και Τεχνολογίας Τροφίμων	Food Science and Technology	UoP	10,180	10,890	-710	162	16.6	7/12	71	67	36
Νοσηλευτικής	Nursing	HMU	10,050	10,375	-325	180	15.8	4/13	72	72	57
Αειφορικής Γεωργίας	Sustainable Agriculture	UPatras	9,885	10,160	-275	120	20.2	5/8	73	75	23
Αγροτικής Ανάπτυξης, Αγροδιατροφής και Διαχείρισης Φυσικών Πόρων	Agricultural Development, Agrofood and Management of Natural Resources	NKUA	9,870	9,970	-100	-	14.4	7/25	74	80	70
Επιστήμης Τροφίμων και Διατροφής	Food Science and Nutrition	UThessaly	9,775	10,425	-650	101	14.8	8/11	75	70	63
Νοσηλευτικής	Nursing	UoP	9,755	11,950	-2,195	180	18.7	3/13	76	58	30
Δασολογίας και Διαχείρισης Φυσικού Περιβάλλοντος	Forestry and Natural Environment Management	AUA	9,700	9,900	-200	120	12.7	7/8	77	81	86
Επιστήμης και Τεχνολογίας Τροφίμων	Food Science and Technology	UPatras	9,630	10,120	-490	121	18.0	5/7	78	76	43
Επιστήμης Τροφίμων και Διατροφής	Food Science and Nutrition	UAegean	9,600	9,600	+0	150	20.4	8/17	79	84	22
Δημόσιας και Ενιαίας Υγείας	Public and One Health	UThessaly	9,600	10,175	-575	111	13.6	5/11	80	74	65
Επιστήμης Ζωικής Παραγωγής	Animal Science	UThessaly	9,600	9,600	+0	150	12.2	10/13	81	85	92
Περιβάλλοντος	Environment	UThessaly	9,590	9,845	-255	101	14.3	3/10	82	82	82
Γεωπονίας και Αγροτεχνολογίας	Agrotechnology	UThessaly	9,585	10,050	-465	100	12.4	7/22	83	78	90
Επιστήμης και Τεχνολογίας Τροφίμων	Food Science and Technology	Ionian	9,461	9,583	-122	150	19.5	8/12	84	86	25
Γεωπονίας	Agriculture	UPatras	9,445	9,040	+405	150	14.6	11/14	85	90	76
Αμπελουργίας και Οινολογίας	Viticulture and Oenology	DUTH	9,430	9,360	+70	-	18.0	3/8	86	87	47
Γεωπονίας	Agriculture	HMU	9,400	10,070	-670	121	18.4	14/24	87	77	37
Γεωπονίας	Agriculture	UoWM	9,300	9,290	+10	200	12.8	9/16	88	88	91
Αγροτικής Ανάπτυξης	Agricultural Development	DUTH	9,125	9,050	+75	202	19.8	13/15	89	89	17
Περιβάλλοντος	Environment	Ionian	8,670	8,755	-85	-	13.5	13/16	90	93	81
Δασολογίας και Διαχείρισης Περιβάλλοντος και Φυσικών Πόρων	Forestry and Management of the Environment and of Natural Resources	DUTH	8,640	8,950	-310	182	15.3	16/21	91	92	64
Δασολογίας, Επιστημών Ξύλου και Σχεδιασμού	Forestry, Wood Science and Design	UThessaly	8,605	9,005	-400	232	9.6	5/14	92	91	94
Περιβάλλοντος	Environment	UAegean	8,550	8,650	-100	152	17.9	7/12	93	94	39
Αλιείας και Υδατοκαλλιεργειών	Fisheries and Aquaculture	UPatras	8,335	10,302	-1,967	100	15.9	7/11	94	73	59

2025 and 2024 = admission cut-off in each year, in μόρια; Δ = the change between them; Places = admission intake set by ministerial decision; Mean h = departmental mean h-index, Google Scholar design A, publications 2012-2025; Cov = tenured faculty matched against the roster; c25, c24 = rank by cut-off in each year; r = rank by research output. All ranks within the scientific field.

5H. 4ο Επιστημονικό Πεδίο — Economics and Informatics

The 48 departments of this scientific field that appear in Edition 2026, ordered by the 2025 admission cut-off, with the 2024 cut-off and the change between them. Ranks c25 and c24 are by cut-off in each year and rank r by research output, all within the field. A department may gain points and still lose rank if others gained more.

Table 9. 4ο Επιστημονικό Πεδίο (Economics and Informatics): admission cut-offs for 2025 and 2024 with their difference, and departmental research standing, 48 departments. Departments ordered by the 2025 cut-off. Mean h is the Google Scholar design-A value for publications 2012-2025. Cov gives faculty matched against the roster; c25 and c24 the rank by cut-off in each year and r the rank by research output, all within the field. Research output is measured once over 2012-2025 and so has a single rank.

Τμήμα	Department	Univ	2025	2024	Δ	Places	Mean h	Cov	c25	c24	r
Διοικητικής Επιστήμης και Τεχνολογίας	Management Science and Technology	AUEB	18,400	18,175	+225	165	14.5	15/20	1	1	10
Οργάνωσης και Διοίκησης Επιχειρήσεων	Business Administration	AUEB	17,425	17,025	+400	252	9.9	17/29	2	2	30
Οργάνωσης και Διοίκησης Επιχειρήσεων	Business Administration	UNIPI	16,620	16,180	+440	291	11.4	12/21	3	3	25
Μάρκετινγκ και Επικοινωνίας	Marketing and Communication	AUEB	16,350	15,975	+375	184	12.5	15/19	4	4	19
Διοίκησης Επιχειρήσεων και Οργανισμών	Business Administration	NKUA	16,220	14,760	+1,460	90	13.4	9/16	5	9	14
Οικονομικής Επιστήμης	Economics	AUEB	15,900	15,700	+200	243	8.2	16/20	6	5	44
Λογιστικής και Χρηματοοικονομικής	Accounting and Finance	AUEB	15,775	15,340	+435	204	9.5	21/25	7	7	37
Οργάνωσης και Διοίκησης Επιχειρήσεων	Business Administration	UoM	15,532	15,375	+157	243	17.8	22/26	8	6	4
Διεθνών και Ευρωπαϊκών Οικονομικών Σπουδών	International and European Economic Studies	AUEB	15,150	14,790	+360	134	10.4	15/24	9	8	24
Οικονομικής Επιστήμης	Economics	UNIPI	15,100	14,660	+440	319	13.1	9/24	10	10	15
Χρηματοοικονομικής και Τραπεζικής Διοικητικής	Banking and Financial Management	UNIPI	14,850	14,550	+300	190	7.5	11/15	11	11	45
Οικονομικών Επιστημών	Economics	UoM	14,460	14,210	+250	299	12.1	13/21	12	12	11
Στατιστικής	Statistics	AUEB	14,440	13,982	+458	120	10.3	13/22	13	13	34
Οικονομικών Επιστημών	Economics	NKUA	13,896	13,574	+322	366	10.2	12/23	14	15	32
Λογιστικής και Χρηματοοικονομικής	Accounting and Finance	UoM	13,525	13,775	-250	320	8.6	13/18	15	14	41
Οικονομικών Επιστημών	Economics	AUTH	13,240	13,090	+150	390	13.9	25/29	16	16	9
Στατιστικής και Ασφαλιστικής Επιστήμης	Statistics and Insurance Science	UNIPI	13,070	12,755	+315	175	7.9	13/20	17	17	38
Λογιστικής και Χρηματοοικονομικής	Accounting and Finance	UNIWA	12,765	12,321	+444	180	8.9	10/18	18	19	36
Οικονομικής και Περιφερειακής Ανάπτυξης	Economic and Regional Development	Panteion	12,675	12,675	+0	236	12.9	18/22	19	18	13
Οικονομικών Επιστημών	Economics	UPatras	12,426	12,290	+136	305	11.7	17/18	20	20	26
Λογιστικής και Πληροφοριακών Συστημάτων	Accounting and Information Systems	IHU	12,360	11,960	+400	170	7.5	10/11	21	23	46
Αγροτικής Οικονομίας και Ανάπτυξης	Agricultural Economics and Rural Development	AUA	12,310	12,290	+20	70	13.1	20/23	22	21	16
Μηχανικών Παραγωγής και Διοίκησης	Production Engineering & Management	TUC	12,290	12,030	+260	150	19.8	18/29	23	22	18
Διοίκησης Οργανισμών, Μάρκετινγκ και Τουρισμού	Organisation Management, Marketing and Tourism	IHU	12,170	11,630	+540	320	9.8	18/23	24	25	35
Διοικητικής Επιστήμης και Τεχνολογίας	Food Science and Technology	UPatras	12,150	10,940	+1,210	220	18.0	5/7	25	29	23
Διοίκησης Επιχειρήσεων	Business Administration	UPatras	11,900	11,625	+275	332	9.2	16/19	26	26	40
Οικονομικών Επιστημών	Economics	UThessaly	11,851	11,795	+56	253	15.7	16/23	27	24	6
Μηχανικών Παραγωγής και Διοίκησης	Production & Management Engineering	DUTH	11,590	11,490	+100	139	19.1	14/16	28	27	20
Οικονομικών Επιστημών	Economics	UOI	11,450	11,375	+75	284	9.6	9/17	29	28	29
Οικονομικών Επιστημών	Economics	UoC	10,415	10,925	-510	250	10.1	18/21	30	30	31
Οικονομικών Επιστημών	Economics	UoWM	10,330	8,870	+1,460	160	10.4	8/10	31	36	27
Διοίκησης Επιχειρήσεων και Τουρισμού	Business and Tourism Management	HMU	10,088	10,072	+16	200	15.5	13/17	32	31	8
Διοικητικής Επιστήμης και Τεχνολογίας	Management Science and Technology	UoP	10,075	9,350	+725	152	19.6	5/10	33	35	1
Οικονομικών Επιστημών	Economics	UoP	10,030	9,670	+360	200	9.5	10/11	34	33	39
Διοίκησης Επιχειρήσεων	Business Administration	UThessaly	9,825	9,405	+420	330	15.8	11/15	35	34	2
Διοίκησης Επιχειρήσεων και Οργανισμών	Business and Organization Administration	UoP	9,715	8,810	+905	253	12.7	6/15	36	38	12
Οικονομικών Επιστημών	Economics	DUTH	9,696	9,764	-68	332	12.0	10/19	37	32	21
Λογιστικής και Χρηματοοικονομικής	Accounting and Finance	UoP	9,250	8,695	+555	192	12.2	6/12	38	40	22
Οργάνωσης και Διοίκησης Επιχειρήσεων	Business Administration	IHU	8,950	8,750	+200	253	8.5	10/12	39	39	42
Διοικητικής Επιστήμης και Τεχνολογίας	Management Science and Technology	UoWM	8,920	7,970	+950	220	7.7	3/5	40	45	43
Διοικητικής Επιστήμης και Τεχνολογίας	Management Science and Technology	HMU	8,875	8,180	+695	-	15.7	9/12	41	43	5
Λογιστικής και Χρηματοοικονομικής	Accounting and Finance	UThessaly	8,867	8,863	+4	202	13.6	10/11	42	37	17
Λογιστικής και Χρηματοοικονομικής	Accounting and Finance	HMU	8,780	8,580	+200	200	16.0	7/12	43	41	3
Διοίκησης Επιχειρήσεων	Business Administration	UAegean	8,630	7,830	+800	253	10.3	14/17	44	46	33
Διεθνών και Ευρωπαϊκών Οικονομικών Σπουδών	International and European Economic Studies	UoWM	8,400	8,325	+75	320	5.7	3/7	45	42	48
Λογιστικής και Χρηματοοικονομικής	Accounting and Finance	UOI	7,890	7,570	+320	200	6.1	10/12	46	47	47
Οργάνωσης και Διοίκησης Επιχειρήσεων	Business Administration	UoWM	7,840	8,090	-250	320	16.1	8/8	47	44	7
Λογιστικής και Χρηματοοικονομικής	Accounting and Finance	UoWM	7,310	7,550	-240	300	10.2	8/12	48	48	28

2025 and 2024 = admission cut-off in each year, in μόρια; Δ = the change between them; Places = admission intake set by ministerial decision; Mean h = departmental mean h-index, Google Scholar design A, publications 2012-2025; Cov = tenured faculty matched against the roster; c25, c24 = rank by cut-off in each year; r = rank by research output. All ranks within the scientific field.

6. Discussion

6A. A weak association that survives, and a strong one that dominates

The relationship between admission cut-offs and departmental research standing is positive, weak and robust. It is +0.230 standard deviations on its own, +0.214 once places and city are controlled, and +0.177 with university fixed effects, remaining distinguishable from zero in that last specification.

That it survives institutional fixed effects is the more informative result. It means the association is not merely an artefact of research-intensive universities also being desirable universities. Within a single institution, departments with stronger research records carry somewhat higher cut-offs.

The magnitude should be kept in view. A department in Athens or Thessaloniki carries a cut-off 0.87 standard deviations higher than an otherwise comparable department elsewhere, roughly four times the research coefficient. Geography is the dominant measured determinant of what Greek candidates compete for, and it is not close.

6B. The supply side does not behave as the mechanism implies

A cut-off is, by construction, demand divided by supply. One would expect places to enter strongly and negatively: more places, lower threshold. They do not.

The likeliest explanation is that places are not set independently of demand. The ministry allocates intake with regard to a department's standing and history, so sought-after departments tend to receive more places, offsetting the mechanical effect. Whatever the reason, the cross-sectional variation in cut-offs is not principally a supply story, and analyses that treat it as one will mislead.

6C. The association operates between subjects, not within them

Sections 5B and 5C appear to disagree and do not. The regression finds a significant positive coefficient; the within-subject comparison finds the two orderings statistically indistinguishable from unrelated.

Both are correct because they answer different questions. The pooled association operates between subjects and institutions: fields and universities that attract high scores also tend to house stronger research. Within a single subject — Economics at ten universities, Medicine at seven — the ordering candidates compete by carries little information about research standing.

This distinction matters more than either estimate, because the within-subject comparison is the one a candidate faces. Nobody chooses between Medicine at Athens and Philology at Rethymno; they choose where to study a subject already settled on. At that level the two orderings coincide in seven subjects of twenty-two.

6D. What the twenty-four per cent means

The three regressors together explain 24 per cent of the variation in cut-offs, rising to 40 per cent once institution is absorbed. The remainder is not noise: it is employment prospects, family circumstance, the cost of living away from home, the pull of a city, and reputation transmitted informally between cohorts. None of it is measured here and none of it is irrational.

The finding is not that Greek candidates choose badly. It is that they choose on grounds that do not include research standing, largely because that information has not been available to them in a comparable form.

6E. What a candidate can take from this

Choose the field you want. Nobody should read a table of h-indices and study something they have no appetite for, and this study takes no view on which discipline anyone should enter.

But before ranking preferences within a chosen field, it is worth looking at what the international metrics show about the departments under consideration. A department's research standing is one dimension of its academic character measured to a common global standard, across every Greek university, by the same method — and it is a dimension that appears nowhere in the μηχανογραφικό, and about which a candidate is otherwise dependent on reputation and hearsay.

The tables in Section 5 make the comparison directly. Eleven pairs of departments in the same subject have 2025 cut-offs within four per cent of each other and mean h-indices differing by half again or more. In Παιδαγωγικό Δημοτικής Εκπαίδευσης, the department taking nearly three thousand more μόρια has under

half the mean h-index of the department below it. In Ιατρικής, Χημείας, Πολιτικών Μηχανικών and Ηλεκτρολόγων Μηχανικών και Μηχανικών Υπολογιστών, by contrast, the department attracting the highest scores is also the strongest on these measures. The pattern is not uniform, and the cases of agreement matter as much as the cases of divergence.

7. Conclusions

Admission cut-offs and departmental research standing in Greek higher education are weakly and positively associated. The association survives controls for admission places, for city, and for institution, and is therefore not an artefact of research-intensive universities being desirable for other reasons. It is small: on the order of a tenth to a quarter of a standard deviation, against a geographic effect four times its size.

Within a subject, which is the comparison a candidate actually makes, the two orderings are not distinguishable from unrelated. Across twenty-two subjects offered at four or more universities, the department attracting the highest scores is the strongest in research in seven.

The number of admission places, which enters the construction of a cut-off directly, does not explain the cross-sectional variation. Together with research standing and geography it accounts for 24 per cent of it. The remaining three-quarters lies in employment prospects, family circumstance, cost, distance and informally transmitted reputation, none of which is measured here.

The study reports what two published series show. It offers no recommendation, and it identifies no causal effect. What it makes available is a dimension of academic quality that is measured to a common international standard across every Greek university, and that candidates have not previously been able to see.

8. Research integrity, limitations, data availability and reproducibility

- Every departmental measure in this chapter is taken from the seven published volumes of Edition 2026, each deposited with its own dataset and DOI and cited in Section 1A; none is recomputed here. Both administrative series are published by the Ministry of Education: the admission cut-offs from the annual tables, compiled per scientific field and deduplicated, and the admission places from ministerial decision Φ.253.1/50169/Α5 of 8 May 2025 (ΦΕΚ Β' 2298).
- Limitations. (i) Scope: research output is one dimension, not academic quality entire. Teaching, supervision, facilities and graduate outcomes are not measured here, and no comparable national measurement of them exists; a department may be research-strong and poorly taught, or the reverse. (ii) Coverage: departmental means rest on the faculty matched in each source, with a median of 56 per cent of roster matched, and coverage falls unequally across fields as each volume documents. Section 5D reports the consequence: the pooled estimate is stable to reasonable coverage thresholds while field-level estimates are not, Medicine ranging from +0.332 to +0.450 depending on the restriction, so field-level results are indicative. (iii) Identification: the design is cross-sectional with no instrument and no exogenous variation, and two years of cut-offs is not a time series; nothing here establishes whether research standing influences candidate choice, whether desirable departments attract stronger researchers, or whether both follow from something unobserved. (iv) Period: the analysis rests on 2025, contemporaneous with the 2012-2025 bibliometric window, and departmental mergers and renamings limit how far the series extends backwards. (v) Completeness: 27 departments are absent, concentrated in fine arts and music, which admit by special examination.
- Cut-offs reflect the preferences of one cohort of roughly 75,000 candidates interacting with a fixed supply of places. A different cohort, or a different allocation of places, would produce different numbers without anything about the departments having changed. No causal claim is made or supported anywhere in this chapter.

- Companion files: the joined department dataset, the ministry cut-off and places tables, and the bilingual department name dictionary are available on request through greekacademicrankings.com. The dictionary is reproduced in full in Appendix B.

References

Altanopoulou, P., Dontsidou, M., & Tselios, N. (2012). Evaluation of ninety-three major Greek university departments using Google Scholar. Quality in Higher Education, 18(1), 111-137.

Bekiros, S. (2026). Academic Rankings of Greek Business and Economics Departments and their Faculty. Greek Academic Rankings, Edition 2026. Zenodo. https://doi.org/10.5281/zenodo.22288074

Bekiros, S. (2026). Academic Rankings of Greek Engineering and Computer Science Departments and their Faculty. Greek Academic Rankings, Edition 2026. Zenodo. https://doi.org/10.5281/zenodo.22288153

Bekiros, S. (2026). Academic Rankings of Greek Medicine and Health Sciences Departments and their Faculty. Greek Academic Rankings, Edition 2026. Zenodo. https://doi.org/10.5281/zenodo.22288166

Bekiros, S. (2026). Academic Rankings of Greek Natural Sciences and Mathematics Departments and their Faculty. Greek Academic Rankings, Edition 2026. Zenodo. https://doi.org/10.5281/zenodo.22288178

Bekiros, S. (2026). Academic Rankings of Greek Life Sciences and Agriculture Departments and their Faculty. Greek Academic Rankings, Edition 2026. Zenodo. https://doi.org/10.5281/zenodo.22288194

Bekiros, S. (2026). Academic Rankings of Greek Law, Political and Social Sciences Departments and their Faculty. Greek Academic Rankings, Edition 2026. Zenodo. https://doi.org/10.5281/zenodo.22288230

Bekiros, S. (2026). Academic Rankings of Greek Humanities, Arts and Education Departments and their Faculty. Greek Academic Rankings, Edition 2026. Zenodo. https://doi.org/10.5281/zenodo.22288249

Benjamini, Y., & Hochberg, Y. (1995). Controlling the false discovery rate: a practical and powerful approach to multiple testing. Journal of the Royal Statistical Society, Series B, 57(1), 289-300.

Hirsch, J. E. (2005). An index to quantify an individual's scientific research output. Proceedings of the National Academy of Sciences, 102(46), 16569-16572.

Ioannidis, J. P. A., Boyack, K. W., & Baas, J. (2020). Updated science-wide author databases of standardized citation indicators. PLoS Biology, 18(10), e3000918.

Koukoutsidis, I. (2022). A ranking of Greek university departments based on bibliometric indicators. arXiv:2212.12032.

Ministry of Education, Religious Affairs and Sports (2025). Καθορισμός αριθμού εισακτέων σπουδαστών στις Σχολές, τα Τμήματα και τις Εισαγωγικές Κατευθύνσεις Τμημάτων της Τριτοβάθμιας Εκπαίδευσης για το ακαδημαϊκό έτος 2025-2026. Ministerial decision Φ.253.1/50169/Α5, 8 May 2025, ΦΕΚ Β' 2298.

Ministry of Education, Religious Affairs and Sports (2025). Βάσεις εισαγωγής στην τριτοβάθμια εκπαίδευση, ακαδημαϊκό έτος 2025-2026.

Priem, J., Piwowar, H., & Orr, R. (2022). OpenAlex: a fully-open index of scholarly works, authors, venues, institutions, and concepts. arXiv:2205.01833.

Székely, G. J., Rizzo, M. L., & Bakirov, N. K. (2007). Measuring and testing dependence by correlation of distances. The Annals of Statistics, 35(6), 2769-2794.

Tselios, N. (2018). Evaluation of Greek university departments in the fields of mathematics, statistics, physics and chemistry using Google Scholar. arXiv:1703.04478v2.

Appendices

Appendix A. Subjects offered at four or more universities

The comparison a candidate actually makes: where to study a subject already chosen. Within each subject, departments are ordered by admission cut-off with the research rank alongside.

Table A1. Οικονομικών Επιστημών (Economics): the 10 universities offering this subject, ordered by the 2025 admission cut-off, with 2024 and the change alongside and the rank by research output; orderings differ at the top.

Rank 2025	University	City	2025	2024	Δ	Places	Mean h	Coverage	Rank by research
1	UoM	Θεσσαλονίκη	14,460	14,210	+250	299	12.1	13/21	3
2	NKUA	Αθήνα	13,896	13,574	+322	366	10.2	12/23	9
3	AUTH	Θεσσαλονίκη	13,240	13,090	+150	390	13.9	25/29	2
4	UPatras	Πάτρα	12,426	12,290	+136	305	11.7	17/18	5
5	UThessaly	Βόλος	11,851	11,795	+56	253	15.7	16/23	1
6	UOI	Ιωάννινα	11,450	11,375	+75	284	9.6	9/17	7
7	UoC	Ρέθυμνο	10,415	10,925	-510	250	10.1	18/21	8
8	UoWM	Καστοριά	10,330	8,870	+1,460	160	10.4	8/10	6
9	UoP	Τρίπολη	10,030	9,670	+360	200	9.5	10/11	10
10	DUTH	Κομοτηνή	9,696	9,764	-68	332	12.0	10/19	4

Ranks within the subject. Mean h is the Google Scholar design-A value for publications 2012-2025; Coverage gives tenured faculty matched against the roster.

Table A2. Λογιστικής και Χρηματοοικονομικής (Accounting and Finance): the 8 universities offering this subject, ordered by the 2025 admission cut-off, with 2024 and the change alongside and the rank by research output; orderings differ at the top.

Rank 2025	University	City	2025	2024	Δ	Places	Mean h	Coverage	Rank by research
1	AUEB	Αθήνα	15,775	15,340	+435	204	9.5	21/25	6
2	UoM	Θεσσαλονίκη	13,525	13,775	-250	320	8.6	13/18	7
3	UNIWA	Αιγάλεω	12,765	12,321	+444	180	8.9	10/18	5
4	UoP	Καλαμάτα	9,250	8,695	+555	192	12.2	6/12	3
5	UThessaly	Λάρισα	8,867	8,863	+4	202	13.6	10/11	2
6	HMU	Ηράκλειο	8,780	8,580	+200	200	16.0	7/12	1
7	UOI	Πρέβεζα	7,890	7,570	+320	200	6.1	10/12	8
8	UoWM	Κοζάνη	7,310	7,550	-240	300	10.2	8/12	4

Ranks within the subject. Mean h is the Google Scholar design-A value for publications 2012-2025; Coverage gives tenured faculty matched against the roster.

Table A3. Μηχανολόγων Μηχανικών (Mechanical Engineering): the 8 universities offering this subject, ordered by the 2025 admission cut-off, with 2024 and the change alongside and the rank by research output; orderings differ at the top.

Rank 2025	University	City	2025	2024	Δ	Places	Mean h	Coverage	Rank by research
1	NTUA	Αθήνα	18,128	18,230	-102	129	21.1	33/43	3
2	AUTH	Θεσσαλονίκη	17,525	17,450	+75	107	20.0	24/29	4
3	UThessaly	Βόλος	16,580	16,230	+350	123	18.8	14/18	5
4	UNIWA	Αιγάλεω	15,477	14,367	+1,110	138	21.5	13/19	2
5	UoWM	Κοζάνη	14,714	14,518	+196	220	10.3	15/20	8
6	UoP	Πάτρα	13,400	11,700	+1,700	155	13.9	10/19	6
7	HMU	Ηράκλειο	12,515	11,395	+1,120	120	30.0	2/12	1
8	IHU	Σέρρες	11,980	10,340	+1,640	129	13.0	3/14	7

Ranks within the subject. Mean h is the Google Scholar design-A value for publications 2012-2025; Coverage gives tenured faculty matched against the roster.

Table A4. Πολιτικών Μηχανικών (Civil Engineering): the 8 universities offering this subject, ordered by the 2025 admission cut-off, with 2024 and the change alongside and the rank by research output; orderings agree at the top.

Rank 2025	University	City	2025	2024	Δ	Places	Mean h	Coverage	Rank by research
1	NTUA	Αθήνα	17,265	16,832	+433	129	23.7	34/41	1
2	AUTH	Θεσσαλονίκη	15,850	15,355	+495	144	15.6	37/51	4
3	UPatras	Πάτρα	14,545	14,285	+260	170	18.7	18/24	2
4	UThessaly	Βόλος	14,105	13,630	+475	112	13.9	14/20	5
5	UNIWA	Αιγάλεω	13,600	12,785	+815	157	9.0	14/21	8
6	DUTH	Ξάνθη	13,164	12,852	+312	182	16.3	17/24	3
7	IHU	Σέρρες	12,154	11,477	+677	90	9.3	7/14	6
8	UoP	Πάτρα	11,221	10,503	+718	145	10.0	3/12	7

Ranks within the subject. Mean h is the Google Scholar design-A value for publications 2012-2025; Coverage gives tenured faculty matched against the roster.

Table A5. Νοσηλευτικής (Nursing): the 8 universities offering this subject, ordered by the 2025 admission cut-off, with 2024 and the change alongside and the rank by research output; orderings differ at the top.

Rank 2025	University	City	2025	2024	Δ	Places	Mean h	Coverage	Rank by research
1	NKUA	Αθήνα	14,400	14,375	+25	159	16.7	15/32	3
2	UNIWA	Αιγάλεω	13,200	13,175	+25	217	14.1	29/35	6
3	IHU	Θεσσαλονίκη	12,790	12,710	+80	127	9.8	5/20	8
4	UPatras	Πάτρα	11,400	11,400	+0	209	15.4	9/11	5
5	UOI	Ιωάννινα	10,930	11,115	-185	202	11.0	5/12	7
6	UThessaly	Λάρισα	10,570	10,475	+95	176	24.2	9/15	1
7	HMU	Ηράκλειο	10,050	10,375	-325	180	15.8	4/13	4
8	UoP	Τρίπολη	9,755	11,950	-2,195	180	18.7	3/13	2

Ranks within the subject. Mean h is the Google Scholar design-A value for publications 2012-2025; Coverage gives tenured faculty matched against the roster.

Table A6. Αρχιτεκτόνων Μηχανικών (Architecture): the 7 universities offering this subject, ordered by the 2025 admission cut-off, with 2024 and the change alongside and the rank by research output; orderings differ at the top.

Rank 2025	University	City	2025	2024	Δ	Places	Mean h	Coverage	Rank by research
1	NTUA	Αθήνα	20,380	19,335	+1,045	98	4.5	4/12	6
2	UPatras	Πάτρα	18,690	18,554	+136	111	4.3	7/24	5
3	AUTH	Θεσσαλονίκη	18,135	17,365	+770	108	5.1	8/26	4
4	UThessaly	Βόλος	17,105	16,400	+705	123	2.8	11/23	7
5	UOI	Ιωάννινα	16,785	16,030	+755	56	3.3	3/16	1
6	DUTH	Ξάνθη	15,575	14,650	+925	118	8.3	3/20	3
7	TUC	Χανιά	15,470	14,575	+895	126	10.2	6/20	2

Ranks within the subject. Mean h is the Google Scholar design-A value for publications 2012-2025; Coverage gives tenured faculty matched against the roster.

Table A7. Ηλεκτρολόγων Μηχανικών και Μηχανικών Υπολογιστών (Electrical & Computer Engineering): the 7 universities offering this subject, ordered by the 2025 admission cut-off, with 2024 and the change alongside and the rank by research output; orderings agree at the top.

Rank 2025	University	City	2025	2024	Δ	Places	Mean h	Coverage	Rank by research
1	NTUA	Αθήνα	18,390	18,490	-100	259	25.2	49/61	1
2	AUTH	Θεσσαλονίκη	17,960	17,920	+40	197	21.2	20/36	2
3	UThessaly	Βόλος	16,000	15,725	+275	199	17.9	15/23	6
4	TUC	Χανιά	14,648	14,492	+156	215	19.8	20/24	3
5	DUTH	Ξάνθη	14,310	14,120	+190	270	19.4	25/32	5
6	UoWM	Κοζάνη	13,290	13,645	-355	182	18.8	18/24	4
7	HMU	Ηράκλειο	11,520	10,830	+690	260	17.4	26/38	7

Ranks within the subject. Mean h is the Google Scholar design-A value for publications 2012-2025; Coverage gives tenured faculty matched against the roster.

Table A8. Ιατρικής (Medicine): the 7 universities offering this subject, ordered by the 2025 admission cut-off, with 2024 and the change alongside and the rank by research output; orderings agree at the top.

Rank 2025	University	City	2025	2024	Δ	Places	Mean h	Coverage	Rank by research
1	NKUA	Αθήνα	18,775	18,775	+0	165	30.6	238/551	1
2	AUTH	Θεσσαλονίκη	18,575	18,550	+25	155	23.0	119/399	3
3	UPatras	Πάτρα	18,445	18,460	-15	160	19.6	50/131	6
4	UOI	Ιωάννινα	18,200	18,200	+0	130	21.2	55/153	5
5	UThessaly	Λάρισα	18,100	18,125	-25	90	21.3	71/162	4
6	UoC	Ηράκλειο	18,050	18,050	+0	110	24.4	46/128	2
7	DUTH	Αλεξανδρούπολη	17,975	17,975	+0	135	18.8	40/123	7

Ranks within the subject. Mean h is the Google Scholar design-A value for publications 2012-2025; Coverage gives tenured faculty matched against the roster.

Table A9. Μαθηματικών (Mathematics): the 7 universities offering this subject, ordered by the 2025 admission cut-off, with 2024 and the change alongside and the rank by research output; orderings differ at the top.

Rank 2025	University	City	2025	2024	Δ	Places	Mean h	Coverage	Rank by research
1	NKUA	Αθήνα	14,500	14,405	+95	195	8.2	21/45	5
2	AUTH	Θεσσαλονίκη	14,200	14,460	-260	125	8.4	11/22	4
3	UAegean	Σάμος	11,275	9,210	+2,065	150	6.0	8/15	7
4	UPatras	Πάτρα	10,053	10,064	-11	249	8.7	17/26	3
5	UoWM	Καστοριά	9,850	9,725	+125	100	8.2	4/7	6
6	UOI	Ιωάννινα	9,385	12,150	-2,765	250	11.3	11/23	1
7	UThessaly	Λαμία	9,365	9,530	-165	60	10.3	7/8	2

Ranks within the subject. Mean h is the Google Scholar design-A value for publications 2012-2025; Coverage gives tenured faculty matched against the roster.

Table A10. Φυσικής (Physics): the 7 universities offering this subject, ordered by the 2025 admission cut-off, with 2024 and the change alongside and the rank by research output; orderings differ at the top.

Rank 2025	University	City	2025	2024	Δ	Places	Mean h	Coverage	Rank by research
1	AUTH	Θεσσαλονίκη	14,518	14,237	+281	160	28.8	32/51	4

Rank 2025	University	City	2025	2024	Δ	Places	Mean h	Coverage	Rank by research
2	NKUA	Αθήνα	14,513	14,183	+330	185	33.1	32/58	3
3	UoC	Ηράκλειο	13,073	12,784	+289	130	23.9	14/21	5
4	UPatras	Πάτρα	10,920	11,520	-600	212	19.7	12/23	6
5	UThessaly	Λαμία	9,925	9,750	+175	100	48.1	7/12	1
6	DUTH	Καβάλα	9,504	9,338	+166	100	5.0	2/12	7
7	UOI	Ιωάννινα	9,365	10,502	-1,137	235	42.0	24/57	2

Ranks within the subject. Mean h is the Google Scholar design-A value for publications 2012-2025; Coverage gives tenured faculty matched against the roster.

Table A11. Χημείας (Chemistry): the 6 universities offering this subject, ordered by the 2025 admission cut-off, with 2024 and the change alongside and the rank by research output; orderings agree at the top.

Rank 2025	University	City	2025	2024	Δ	Places	Mean h	Coverage	Rank by research
1	NKUA	Αθήνα	17,275	17,180	+95	105	25.4	27/46	1
2	AUTH	Θεσσαλονίκη	16,590	16,665	-75	186	23.1	27/60	2
3	UPatras	Πάτρα	16,240	16,420	-180	191	20.8	19/32	3
4	UOI	Ιωάννινα	15,570	15,720	-150	223	20.5	15/34	5
5	UoC	Ηράκλειο	15,278	15,382	-104	144	20.7	12/22	4
6	DUTH	Καβάλα	14,712	14,788	-76	202	15.5	13/18	6

Ranks within the subject. Mean h is the Google Scholar design-A value for publications 2012-2025; Coverage gives tenured faculty matched against the roster.

Table A12. Ψυχολογίας (Psychology): the 6 universities offering this subject, ordered by the 2025 admission cut-off, with 2024 and the change alongside and the rank by research output; orderings differ at the top.

Rank 2025	University	City	2025	2024	Δ	Places	Mean h	Coverage	Rank by research
1	NKUA	Αθήνα	17,475	17,595	-120	169	18.9	7/19	3
2	AUTH	Θεσσαλονίκη	17,150	17,340	-190	180	16.0	18/22	1
3	Panteion	Αθήνα	17,100	17,290	-190	141	14.8	9/14	4
4	UOI	Ιωαννίνων	16,575	17,020	-445	-	12.1	8/14	6
5	UoC	Ρέθυμνο	16,165	16,520	-355	193	14.2	10/27	5
6	DUTH	Διδυμότειχο	15,450	15,300	+150	120	19.0	4/5	2

Ranks within the subject. Mean h is the Google Scholar design-A value for publications 2012-2025; Coverage gives tenured faculty matched against the roster.

Table A13. Διοικητικής Επιστήμης και Τεχνολογίας (Management Science and Technology): the 5 universities offering this subject, ordered by the 2025 admission cut-off, with 2024 and the change alongside and the rank by research output; orderings differ at the top.

Rank 2025	University	City	2025	2024	Δ	Places	Mean h	Coverage	Rank by research
1	AUEB	Αθήνα	18,400	18,175	+225	165	14.5	15/20	3
2	UPatras	Πάτρα	12,150	10,940	+1,210	220	18.0	5/7	4
3	UoP	Τρίπολη	10,075	9,350	+725	152	19.6	5/10	1
4	UoWM	Κοζάνη	8,920	7,970	+950	220	7.7	3/5	5
5	HMU	Άγιο Νικόλαο	8,875	8,180	+695	-	15.7	9/12	2

Ranks within the subject. Mean h is the Google Scholar design-A value for publications 2012-2025; Coverage gives tenured faculty matched against the roster.

Table A14. Οργάνωσης και Διοίκησης Επιχειρήσεων (Business Administration): the 5 universities offering this subject, ordered by the 2025 admission cut-off, with 2024 and the change alongside and the rank by research output; orderings differ at the top.

Rank 2025	University	City	2025	2024	Δ	Places	Mean h	Coverage	Rank by research
1	AUEB	Αθήνα	17,425	17,025	+400	252	9.9	17/29	4
2	UNIPI	Πειραιάς	16,620	16,180	+440	291	11.4	12/21	3
3	UoM	Θεσσαλονίκη	15,532	15,375	+157	243	17.8	22/26	1
4	IHU	Σέρρες	8,950	8,750	+200	253	8.5	10/12	5
5	UoWM	Γρεβενά	7,840	8,090	-250	320	16.1	8/8	2

Ranks within the subject. Mean h is the Google Scholar design-A value for publications 2012-2025; Coverage gives tenured faculty matched against the roster.

Table A15. Πληροφορικής (Informatics): the 5 universities offering this subject, ordered by the 2025 admission cut-off, with 2024 and the change alongside and the rank by research output; orderings agree at the top.

Rank 2025	University	City	2025	2024	Δ	Places	Mean h	Coverage	Rank by research
1	AUTH	Θεσσαλονίκη	17,720	17,440	+280	146	23.3	28/30	1
2	AUEB	Αθήνα	17,590	17,220	+370	225	18.2	17/23	3
3	UNIPI	Πειραιάς	16,935	16,740	+195	195	22.1	13/20	2
4	UoWM	Καστοριά	10,340	10,500	-160	250	10.1	7/11	5
5	Ionian	Κέρκυρα	8,640	9,630	-990	253	18.8	18/32	4

Ranks within the subject. Mean h is the Google Scholar design-A value for publications 2012-2025; Coverage gives tenured faculty matched against the roster.

Table A16. Γεωπονίας (Agriculture): the 5 universities offering this subject, ordered by the 2025 admission cut-off, with 2024 and the change alongside and the rank by research output; orderings agree at the top.

Rank 2025	University	City	2025	2024	Δ	Places	Mean h	Coverage	Rank by research
1	AUTH	Θεσσαλονίκη	14,380	14,290	+90	220	20.6	44/64	1
2	IHU	Θεσσαλονίκη	11,040	10,800	+240	200	14.1	19/33	3
3	UPatras	Μεσολόγγι	9,445	9,040	+405	150	14.6	11/14	4
4	HMU	Ηράκλειο	9,400	10,070	-670	121	18.4	14/24	2
5	UoWM	Φλώρινα	9,300	9,290	+10	200	12.8	9/16	5

Ranks within the subject. Mean h is the Google Scholar design-A value for publications 2012-2025; Coverage gives tenured faculty matched against the roster.

Table A17. Επιστήμης και Τεχνολογίας Τροφίμων (Food Science and Technology): the 5 universities offering this subject, ordered by the 2025 admission cut-off, with 2024 and the change alongside and the rank by research output; orderings differ at the top.

Rank 2025	University	City	2025	2024	Δ	Places	Mean h	Coverage	Rank by research
1	UNIWA	Αιγάλεω	13,620	13,850	-230	100	12.9	9/16	5
2	IHU	Θεσσαλονίκη	12,650	12,760	-110	125	17.0	9/16	4
3	UoP	Καλαμάτα	10,180	10,890	-710	162	16.6	7/12	2
4	UPatras	Αγρίνιο	9,630	10,120	-490	121	18.0	5/7	3
5	Ionian	Αργοστόλι	9,461	9,583	-122	150	19.5	8/12	1

Ranks within the subject. Mean h is the Google Scholar design-A value for publications 2012-2025; Coverage gives tenured faculty matched against the roster.

Table A18. Φυσικοθεραπείας (Physiotherapy): the 5 universities offering this subject, ordered by the 2025 admission cut-off, with 2024 and the change alongside and the rank by research output; orderings differ at the top.

Rank 2025	University	City	2025	2024	Δ	Places	Mean h	Coverage	Rank by research
1	UNIWA	Αιγάλεω	15,575	15,525	+50	125	12.2	12/17	3
2	IHU	Θεσσαλονίκη	15,100	15,350	-250	130	5.0	2/7	5
3	UPatras	Πάτρα	14,381	14,441	-60	172	11.6	5/14	2
4	UThessaly	Λαμία	14,380	14,140	+240	130	11.6	9/14	4
5	UoP	Σπάρτη	13,450	13,390	+60	142	16.0	6/10	1

Ranks within the subject. Mean h is the Google Scholar design-A value for publications 2012-2025; Coverage gives tenured faculty matched against the roster.

Table A19. Βιολογίας (Biology): the 4 universities offering this subject, ordered by the 2025 admission cut-off, with 2024 and the change alongside and the rank by research output; orderings agree at the top.

Rank 2025	University	City	2025	2024	Δ	Places	Mean h	Coverage	Rank by research
1	NKUA	Αθήνα	17,428	17,493	-65	105	24.2	19/35	1
2	AUTH	Θεσσαλονίκη	17,190	17,322	-132	115	19.9	26/40	3
3	UPatras	Πάτρα	16,746	16,766	-20	159	17.8	10/28	4
4	UoC	Ηράκλειο	16,430	16,465	-35	141	21.0	9/25	2

Ranks within the subject. Mean h is the Google Scholar design-A value for publications 2012-2025; Coverage gives tenured faculty matched against the roster.

Table A20. Παιδαγωγικό Δημοτικής Εκπαίδευσης (Primary Education): the 4 universities offering this subject, ordered by the 2025 admission cut-off, with 2024 and the change alongside and the rank by research output; orderings differ at the top.

Rank 2025	University	City	2025	2024	Δ	Places	Mean h	Coverage	Rank by research
1	AUTH	Θεσσαλονίκη	15,950	16,100	-150	180	5.8	12/29	4
2	UOI	Ιωάννινα	14,575	14,600	-25	229	11.4	11/21	2
3	UoC	Ρέθυμνο	13,375	13,625	-250	185	6.5	13/27	3
4	DUTH	Αλεξανδρούπολη	13,000	13,025	-25	242	14.0	9/17	1

Ranks within the subject. Mean h is the Google Scholar design-A value for publications 2012-2025; Coverage gives tenured faculty matched against the roster.

Table A21. Χημικών Μηχανικών (Chemical Engineering): the 4 universities offering this subject, ordered by the 2025 admission cut-off, with 2024 and the change alongside and the rank by research output; orderings differ at the top.

Rank 2025	University	City	2025	2024	Δ	Places	Mean h	Coverage	Rank by research
1	NTUA	Αθήνα	17,775	17,510	+265	125	22.3	27/46	4
2	AUTH	Θεσσαλονίκη	17,000	16,640	+360	103	23.8	12/24	3
3	UPatras	Πάτρας	16,275	15,730	+545	154	25.9	21/28	2
4	UoWM	Κοζάνη	14,605	14,485	+120	150	31.0	7/13	1

Ranks within the subject. Mean h is the Google Scholar design-A value for publications 2012-2025; Coverage gives tenured faculty matched against the roster.

Table A22. Κοινωνιολογίας (Sociology): the 4 universities offering this subject, ordered by the 2025 admission cut-off, with 2024 and the change alongside and the rank by research output; orderings differ at the top.

Rank 2025	University	City	2025	2024	Δ	Places	Mean h	Coverage	Rank by research
1	Panteion	Αθήνα	13,860	14,260	-400	159	4.1	10/27	3
2	NKUA	Αθήνα	13,270	13,380	-110	100	1.0	1/4	4
3	UoC	Ρέθυμνο	10,250	10,620	-370	199	7.7	10/24	1
4	UAegean	Μυτιλήνης	8,560	8,840	-280	-	7.2	6/17	2

Ranks within the subject. Mean h is the Google Scholar design-A value for publications 2012-2025; Coverage gives tenured faculty matched against the roster.

Appendix B. Department name dictionary

All 194 distinct department names appearing in the ministry cut-off tables, with the English rendering used for matching. Built for this study and verified individually; reusable by any work joining Greek administrative records to international bibliometric sources.

Table B1. Ministry department names, Greek to English: all 194 distinct names appearing in the admission cut-off tables, with the rendering used for matching.

Ministry name (Greek)	English
Αγγλικής Γλώσσας και Φιλολογίας	English Language and Literature
Αγρονόμων και Τοπογράφων Μηχανικών	Rural and Surveying Engineering
Αγρονόμων και Τοπογράφων Μηχανικών - Μηχανικών Γεωπληροφορικής	Rural Surveying and Geoinformatics Engineering
Αγροτικής Ανάπτυξης	Agricultural Development
Αγροτικής Ανάπτυξης, Αγροδιατροφής και Διαχείρισης Φυσικών Πόρων	Agricultural Development, Agrofood and Management of Natural Resources
Αγροτικής Οικονομίας και Ανάπτυξης	Agricultural Economics and Rural Development
Αγωγής και Φροντίδας στην Πρώιμη Παιδική Ηλικία	Early Childhood Education and Care
Αειφορικής Γεωργίας	Sustainable Agriculture
Αεροδιαστημικής Επιστήμης και Τεχνολογίας	Aerospace Science and Technology
Αλιείας και Υδατοκαλλιεργειών	Fisheries and Aquaculture
Αμπελουργίας και Οινολογίας	Viticulture and Oenology
Ανθρωπιστικών Σπουδών	Humanities Studies
Αξιοποίησης Φυσικών Πόρων και Γεωργικής Μηχανικής	Natural Resources Management and Agricultural Engineering
Αρχειονομίας, Βιβλιοθηκονομίας και Μουσειολογίας	Archives, Library Science and Museology
Αρχειονομίας, Βιβλιοθηκονομίας και Συστημάτων Πληροφόρησης	Archival, Library and Information Studies
Αρχιτεκτόνων Μηχανικών	Architecture
Βαλκανικών, Σλαβικών και Ανατολικών Σπουδών	Balkan, Slavic and Oriental Studies
Βιβλιοθηκονομίας, Αρχειονομίας και Συστημάτων Πληροφόρησης	Library Science, Archives and Information Systems
Βιολογίας	Biology
Βιολογικών Εφαρμογών και Τεχνολογιών	Biological Applications and Technology
Βιομηχανικής Διοίκησης και Τεχνολογίας	Industrial Management and Technology
Βιοτεχνολογίας	Biotechnology
Βιοχημείας και Βιοτεχνολογίας	Biochemistry and Biotechnology
Βιοϊατρικών Επιστημών	Biomedical Sciences
Γαλλικής Γλώσσας και Φιλολογίας	French Language and Literature
Γερμανικής Γλώσσας και Φιλολογίας	German Language and Literature
Γεωγραφίας	Geography
Γεωλογίας	Geology
Γεωλογίας και Γεωπεριβάλλοντος	Geology and Geoenvironment
Γεωπονίας	Agriculture
Γεωπονίας και Αγροτεχνολογίας	Agriculture and Agrotechnology
Γεωπονίας, Ιχθυολογίας και Υδάτινου Περιβάλλοντος	Agriculture, Ichthyology and Aquatic Environment
Γεωπονίας, Φυτικής Παραγωγής και Αγροτικού Περιβάλλοντος	Agriculture, Crop Production and Rural Environment
Γλωσσικών και Διαπολιτισμικών Σπουδών	Language and Intercultural Studies
Γραφιστικής και Οπτικής Επικοινωνίας	Graphic Design and Visual Communication
Δασολογίας και Διαχείρισης Περιβάλλοντος και Φυσικών Πόρων	Forestry and Management of the Environment and Natural Resources
Δασολογίας και Διαχείρισης Φυσικού Περιβάλλοντος	Forestry and Natural Environment Management
Δασολογίας και Φυσικού Περιβάλλοντος	Forestry and Natural Environment
Δασολογίας, Επιστημών Ξύλου και Σχεδιασμού	Forestry, Wood Sciences and Design
Δημοσιογραφίας και Μέσων Μαζικής Επικοινωνίας	Journalism and Mass Communication
Δημόσιας Διοίκησης	Public Administration
Δημόσιας κα Κοινοτικής Υγείας	Public and Community Health
Δημόσιας και Ενιαίας Υγείας	Public and One Health
Διαιτολογίας και Διατροφολογίας	Dietetics and Nutrition
Διεθνών και Ευρωπαϊκών Οικονομικών Σπουδών	International and European Economic Studies
Διεθνών και Ευρωπαϊκών Σπουδών	International and European Studies
Διοίκησης Επιχειρήσεων	Business Administration
Διοίκησης Επιχειρήσεων και Οργανισμών	Business Administration and Organizations
Διοίκησης Επιχειρήσεων και Τουρισμού	Business Administration and Tourism
Διοίκησης Εφοδιαστικής Αλυσίδας	Supply Chain Management
Διοίκησης Οργανισμών, Μάρκετινγκ και Τουρισμού	Organizations Management, Marketing and Tourism
Διοίκησης Τουρισμού	Tourism Management
Διοικητικής Επιστήμης και Τεχνολογίας	Management Science and Technology
Εκπαίδευσης και Αγωγής στην Προσχολική Ηλικία	Early Childhood Education
Εκπαιδευτικής και Κοινωνικής Πολιτικής	Educational and Social Policy
Επικοινωνίας και Μέσων Μαζικής Ενημέρωσης	Communication and Media Studies
Επικοινωνίας και Ψηφιακών Μέσων	Communication and Digital Media
Επικοινωνίας, Μέσων και Πολιτισμού	Communication, Media and Culture
Επιστήμης Διαιτολογίας και Διατροφής	Nutrition and Dietetics
Επιστήμης Διατροφής και Διαιτολογίας	Nutritional Science and Dietetics
Επιστήμης Ζωικής Παραγωγής	Animal Science
Επιστήμης Τροφίμων και Διατροφής	Food Science and Nutrition
Επιστήμης Τροφίμων και Διατροφής του Ανθρώπου	Food Science and Human Nutrition
Επιστήμης Υπολογιστών	Computer Science
Επιστήμης Φυσικής Αγωγής και Αθλητισμού	Physical Education and Sport Science
Επιστήμης Φυτικής Παραγωγής	Crop Science
Επιστήμης και Μηχανικής Υλικών	Materials Science and Engineering

Ministry name (Greek)	English
Επιστήμης και Τεχνολογίας Τροφίμων	Food Science and Technology
Επιστήμης των Υλικών	Materials Science
Επιστημών Διατροφής και Διαιτολογίας	Nutritional Sciences and Dietetics
Επιστημών Οίνου, Άμπελου και Ποτών	Wine, Vine and Beverage Sciences
Επιστημών Προσχολικής Αγωγής και Εκπαίδευσης	Early Childhood Education
Επιστημών της Εκπαίδευσης και Κοινωνικής Εργασίας	Educational Sciences and Social Work
Επιστημών της Εκπαίδευσης και της Αγωγής στην Προσχολική Ηλικία	Educational Sciences and Early Childhood Education
Επιστημών της Εκπαίδευσης στην Προσχολική Ηλικία	Education Sciences in Early Childhood
Επιστημών της Προσχολικής Αγωγής και Εκπαιδευτικού Σχεδιασμού	Pre-School Education and Educational Design
Εργοθεραπείας	Occupational Therapy
Εσωτερικής Αρχιτεκτονικής	Interior Architecture
Εφαρμοσμένης Πληροφορικής - Επιστήμη και Τεχνολογία Υπολογιστών	Applied Informatics - Computer Science and Technology
Εφαρμοσμένης Πληροφορικής - Πληροφοριακά Συστήματα	Applied Informatics - Information Systems
Εφαρμοσμένων Μαθηματικών και Φυσικών Επιστημών	Applied Mathematics and Physical Sciences
Ηλεκτρολόγων Μηχανικών και Μηχανικών Υπολογιστών	Electrical and Computer Engineering
Ηλεκτρολόγων Μηχανικών και Τεχνολογίας Υπολογιστών	Electrical and Computer Engineering
Ηλεκτρολόγων και Ηλεκτρονικών Μηχανικών	Electrical and Electronics Engineering
Ηλεκτρονικών Μηχανικών	Electronic Engineering
Θεάτρου	Theatre
Θεατρικών Σπουδών	Theatre Studies
Θεολογίας	Theology
Θεολογίας - Μουσουλμανικών Σπουδών	Theology - Islamic Studies
Θεωρίας και Ιστορίας της Τέχνης	Theory and History of Art
Ιατρικής	Medicine
Ισπανικής Γλώσσας και Φιλολογίας	Spanish Language and Literature
Ιστορίας - Αρχαιολογίας	History and Archaeology
Ιστορίας και Αρχαιολογίας	History and Archaeology
Ιστορίας και Ψηφιακών Ανθρωπιστικών Επιστημών	History and Digital Humanities
Ιστορίας, Αρχαιολογίας και Διαχείρισης Πολιτισμικών Αγαθών	History, Archaeology and Cultural Heritage Management
Ιστορίας, Αρχαιολογίας και Κοινωνικής Ανθρωπολογίας	History, Archaeology and Social Anthropology
Ιταλικής Γλώσσας και Φιλολογίας	Italian Language and Literature
Κινηματογράφου	Film Studies
Κοινωνικής Ανθρωπολογίας	Social Anthropology
Κοινωνικής Ανθρωπολογίας και Ιστορίας	Social Anthropology and History
Κοινωνικής Εργασίας	Social Work
Κοινωνικής Θεολογίας και Θρησκειολογίας	Social Theology and Religious Studies
Κοινωνικής Θεολογίας και Χριστιανικού Πολιτισμού	Social Theology and Christian Culture
Κοινωνικής Πολιτικής	Social Policy
Κοινωνικής και Εκπαιδευτικής Πολιτικής	Social and Educational Policy
Κοινωνιολογίας	Sociology
Κτηνιατρική	Veterinary Medicine
Κτηνιατρικής	Veterinary Medicine
Λογιστικής και Πληροφοριακών Συστημάτων	Accounting and Information Systems
Λογιστικής και Χρηματοοικονομικής	Accounting and Finance
Λογοθεραπείας	Speech and Language Therapy
Μάρκετινγκ και Επικοινωνίας	Marketing and Communication
Μαθηματικών	Mathematics
Μαθηματικών και Εφαρμοσμένων Μαθηματικών - Εφαρμοσμένων Μαθηματικών	Mathematics and Applied Mathematics - Applied Mathematics
Μαθηματικών και Εφαρμοσμένων Μαθηματικών - Μαθηματικών	Mathematics and Applied Mathematics - Mathematics
Μαιευτικής	Midwifery
Μεσογειακών Σπουδών: Αρχαιολογία, Γλωσσολογία, Διεθνείς Σχέσεις	Mediterranean Studies
Μεταλλειολόγων - Μεταλλουργών Μηχανικών	Mining and Metallurgical Engineering
Μηχανικών Βιομηχανικής Σχεδίασης και Παραγωγής	Industrial Design and Production Engineering
Μηχανικών Βιοϊατρικής	Biomedical Engineering
Μηχανικών Επιστήμης Υλικών	Materials Science and Engineering
Μηχανικών Η/Υ και Πληροφορικής	Computer Engineering and Informatics
Μηχανικών Οικονομίας και Διοίκησης	Financial and Management Engineering
Μηχανικών Ορυκτών Πόρων	Mineral Resources Engineering
Μηχανικών Παραγωγής και Διοίκησης	Production and Management Engineering
Μηχανικών Περιβάλλοντος	Environmental Engineering
Μηχανικών Πληροφοριακών και Επικοινωνιακών Συστημάτων	Information and Communication Systems Engineering
Μηχανικών Πληροφορικής και Ηλεκτρονικών Συστημάτων	Information and Electronic Systems Engineering
Μηχανικών Πληροφορικής και Υπολογιστών	Informatics and Computer Engineering
Μηχανικών Πληροφορικής, Υπολογιστών και Τηλεπικοινωνιών	Informatics, Computer and Telecommunications Engineering
Μηχανικών Σχεδίασης Προϊόντων και Συστημάτων	Product and Systems Design Engineering
Μηχανικών Τοπογραφίας και Γεωπληροφορικής	Surveying and Geoinformatics Engineering
Μηχανικών Χωροταξίας και Ανάπτυξης	Spatial Planning and Development Engineering
Μηχανικών Χωροταξίας, Πολεοδομίας και Περιφερειακής Ανάπτυξης	Planning and Regional Development
Μηχανολόγων Μηχανικών	Mechanical Engineering
Μηχανολόγων και Αεροναυπηγών Μηχανικών	Mechanical and Aeronautical Engineering
Μοριακής Βιολογίας και Γενετικής	Molecular Biology and Genetics
Μουσικής Επιστήμης και Τέχνης	Music Science and Art
Μουσικής Τεχνολογίας και Ακουστικής	Music Technology and Acoustics
Μουσικών Σπουδών	Music Studies
Ναυπηγών Μηχανικών	Naval Architecture
Ναυπηγών Μηχανολόγων Μηχανικών	Naval Architecture and Marine Engineering
Ναυτιλίας και Επιχειρηματικών Υπηρεσιών	Shipping Trade and Transport
Ναυτιλιακών Σπουδών	Maritime Studies

Ministry name (Greek)	English
Νομικής	Law
Νοσηλευτικής	Nursing
Ξένων Γλωσσών, Μετάφρασης και Διερμηνείας	Foreign Languages, Translation and Interpreting
Οδοντιατρικής	Dentistry
Οικονομικής Επιστήμης	Economics
Οικονομικής και Διοίκησης Τουρισμού	Tourism Economics and Management
Οικονομικής και Περιφερειακής Ανάπτυξης	Economic and Regional Development
Οικονομικών Επιστημών	Economics
Οργάνωσης και Διοίκησης Επιχειρήσεων	Business Administration
Παιδαγωγικό Δευτεροβάθμιας Εκπαίδευσης	Secondary Education
Παιδαγωγικό Δημοτικής Εκπαίδευσης	Primary Education
Παιδαγωγικό Ειδικής Αγωγής	Special Education
Παιδαγωγικό Νηπιαγωγών	Early Childhood Education
Παιδαγωγικό Προσχολικής Εκπαίδευσης	Pre-School Education
Περιβάλλοντος	Environment
Πληροφορικής	Informatics
Πληροφορικής και Τηλεματικής	Informatics and Telematics
Πληροφορικής και Τηλεπικοινωνιών	Informatics and Telecommunications
Πολιτικής Επιστήμης	Political Science
Πολιτικής Επιστήμης και Δημόσιας Διοίκησης	Political Science and Public Administration
Πολιτικής Επιστήμης και Διεθνών Σχέσεων	Political Science and International Relations
Πολιτικής Επιστήμης και Ιστορίας	Political Science and History
Πολιτικών Επιστημών	Political Sciences
Πολιτικών Μηχανικών	Civil Engineering
Πολιτισμικής Τεχνολογίας και Επικοινωνίας	Cultural Technology and Communication
Πολιτισμού και Δημιουργικών Μέσων και Βιομηχανιών	Culture Creative Media and Industries
Ρωσικής Γλώσσας, Φιλολογίας και Σλαβικών Σπουδών	Russian Language, Literature and Slavic Studies
Στατιστικής	Statistics
Στατιστικής και Ασφαλιστικής Επιστήμης	Statistics and Insurance Science
Συντήρησης Αρχαιοτήτων και Έργων Τέχνης	Conservation of Antiquities and Works of Art
Συστημάτων Ενέργειας	Energy Systems
Τεχνολογιών Ψηφιακής Βιομηχανίας	Digital Industry Technologies
Τουρισμού	Tourism
Τουριστικών Σπουδών	Tourism Studies
Τουρκικών Σπουδών και Σύγχρονων Ασιατικών Σπουδών	Turkish and Modern Asian Studies
Φαρμακευτικής	Pharmacy
Φιλολογίας	Philology
Φιλοσοφίας	Philosophy
Φιλοσοφίας και Παιδαγωγικής	Philosophy and Education
Φυσικής	Physics
Φυσικοθεραπείας	Physiotherapy
Φυσικού Περιβάλλοντος και Κλιματικής Ανθεκτικότητας	Natural Environment and Climate Resilience
Χημείας	Chemistry
Χημικών Μηχανικών	Chemical Engineering
Χημικών Μηχανικών και Μηχανικών Περιβάλλοντος	Chemical and Environmental Engineering
Χρηματοοικονομικής και Τραπεζικής Διοικητικής	Banking and Financial Management
Ψηφιακών Συστημάτων	Digital Systems
Ψυχολογίας	Psychology
Ωκεανογραφίας και Θαλάσσιων Βιοεπιστημών	Oceanography and Marine Biosciences

Part III

Postgraduate Programmes

Chapter 09

ACADEMIC RANKINGS OF POSTGRADUATE PROGRAMMES IN GREEK UNIVERSITIES

10.5281/zenodo.22634254

Synopsis

Greek universities offer 896 taught master's programmes, at fees ranging from nothing to €47,600. A candidate choosing between them can observe the price but not the research record of the academics who will teach and supervise them. This chapter sets the two side by side. Programme records are taken from the Ministry of Education's national Programme Finder, harvested in both Greek and English; departmental research standing is read from the seven field volumes of Edition 2026 of the Greek Academic Rankings, which evaluated 8,809 tenured faculty across 23 universities on a harmonised 2012–2025 window and three bibliometric sources, and is never recomputed here. Programmes are assigned to departments under a hierarchical attribution protocol in which an institution's own declaration takes precedence over inference: 47 programmes name their constituent departments, 53 declare co-hosting without naming them, and 674 carry a single registry record; 42 are ΔΠΜΣ and 16 ΔΙΠΜΣ by statutory form. Of 896 master's programmes, 872 are attributed to at least one ranked department and 103 to more than one, so co-hosted programmes are reported in every field to which they belong. Fee data are complete for 868 programmes. The result is that price and research standing are unrelated. Across nine published indicators from three independent sources no correlation is distinguishable from zero, and a composite first principal component, which absorbs 62.4 per cent of the variance in the indicator panel, gives r = -0.044 (95% CI [-0.114, +0.025], n = 792). The estimate is unchanged by controls for city, language and duration and by field fixed effects, with standard errors clustered on the primary attributed department. Six of seven fields show no distinguishable association; in Law, Political and Social Sciences the correlation is +0.245 (p = 0.045), and robustness checks locate it in the free against fee-charging margin rather than across the fee distribution. Within a single subject offered at several universities the most expensive programme is rarely the strongest in research, and the same department is found charging different prices for the same subject, which is variation in fee with research standing held exactly constant. The chapter reports what two series show and makes no recommendation about any programme. Research output is one dimension of academic quality, measured to a common international standard across every Greek university by a single method; graduate outcomes are not measured, and no national dataset of them exists at programme level.

Keywords: postgraduate education; programme fees; research evaluation; scientometrics; h-index; value for money; student choice; Greek universities

JEL: I22, I23, I26

1. Introduction

A Greek student deciding whether to take a master's degree, and where, faces a market that has grown quickly and is documented unevenly. The Ministry of Education's Programme Finder lists more than 1,300 taught programmes, of which 896 are at master's level. Their fees run from nothing to €47,600. What the candidate cannot see, at any price, is the research record of the department that will teach and supervise them.

That record is measurable, and Edition 2026 of this series measured it. Seven field volumes evaluated 8,809 tenured faculty across 23 universities and 339 departments under two published ranking designs, on a harmonised 2012–2025 window, across Google Scholar, OpenAlex and Semantic Scholar. Each volume was deposited separately with its own dataset and DOI.

This chapter asks whether what a candidate pays bears any relation to the research standing of the department they pay it to. The companion study to this one asked whether school-leavers compete hardest for the best-researched departments. This asks whether postgraduate candidates pay most for them.

The question is not whether a master's degree is worth taking. That would require earnings and placement outcomes, which are not published at programme level in Greece and are discussed in Section 8. The question here is narrower and answerable: among programmes in the same subject, does a higher fee buy a stronger research environment? For a candidate who has already chosen a discipline and intends to enrol, that is the operative question.

1A. The seven volumes on which this study rests

Departmental measures are not computed anew. They are read from the published volumes of Edition 2026, each of which documents its own roster construction, source coverage and results in full:

Bekiros, S. (2026). Academic Rankings of Greek Economics & Business Departments and their Faculty. Zenodo. https://doi.org/10.5281/zenodo.22288074

Bekiros, S. (2026). Academic Rankings of Greek Engineering & Computer Science Departments and their Faculty. Zenodo. https://doi.org/10.5281/zenodo.22288153

Bekiros, S. (2026). Academic Rankings of Greek Medicine & Health Sciences Departments and their Faculty. Zenodo. https://doi.org/10.5281/zenodo.22288166

Bekiros, S. (2026). Academic Rankings of Greek Natural Sciences & Mathematics Departments and their Faculty. Zenodo. https://doi.org/10.5281/zenodo.22288178

Bekiros, S. (2026). Academic Rankings of Greek Life Sciences & Agriculture Departments and their Faculty. Zenodo. https://doi.org/10.5281/zenodo.22288194

Bekiros, S. (2026). Academic Rankings of Greek Law, Political & Social Sciences Departments and their Faculty. Zenodo. https://doi.org/10.5281/zenodo.22288230

Bekiros, S. (2026). Academic Rankings of Greek Humanities, Arts & Education Departments and their Faculty. Zenodo. https://doi.org/10.5281/zenodo.22288249

1B. Why research standing is the relevant dimension at master's level

A postgraduate programme is taught by active researchers and its dissertations are supervised by them. At master's level the supervisor's research record is not a distant proxy for the student's experience; it shapes the work directly. This is the argument for treating departmental research standing as informative about a programme, and it is stronger here than at undergraduate level, where a first-year lecture course stands at a greater remove from the research frontier.

The claim is not that research standing measures teaching quality. It is that research standing is one dimension of a department's academic character, measured to a common international standard across every Greek university by a single method, which is what makes it comparable — and that it appears nowhere in the information a candidate presently has.

2. Background and related work

Bibliometric evaluation of Greek departments has been conducted at institutional level, for single disciplines, or on samples. Edition 2026 is, to the author's knowledge, the first complete departmental evaluation of every field of every Greek university on a common measure, and it is what makes the present comparison possible: without a research measure at department level there is nothing to set fees against.

The postgraduate market itself is documented administratively rather than analytically. The Ministry of Education publishes a national Programme Finder with fee, duration, credit, language, mode and host information per programme. Commercial directories exist but are not maintained to a current cycle and were not used. No published study sets programme cost against the research standing of the teaching department, in Greece or, so far as the author is aware, in comparable national systems.

Two literatures bear on the question. The research–teaching nexus concerns whether research activity and teaching quality are related, and reaches mixed conclusions at undergraduate level while finding the link stronger in research-based degrees, which is what a taught master's dissertation is. The economics of higher education treats price as a signal of quality where quality is otherwise unobservable, which predicts a positive fee–quality association if candidates can infer quality, and no association if they cannot.

3. Data

3A. Programme records

Programme records were harvested from the Ministry of Education's national Programme Finder in September 2026. The listing enumerates 1,372 programmes, of which 896 are master's level and 476 bachelor's; the latter are outside the

scope of this study. Each programme page carries tuition fee, duration in semesters, ECTS credits, language of instruction, delivery mode, city, and the host university, school and department.

The registry is published in parallel Greek and English versions. Both were harvested, for two reasons. The Greek is the legally precise version and distinguishes a ΔΠΜΣ (διατμηματικό πρόγραμμα, constituent departments within one institution) from a ΔΙΠΜΣ (διιδρυματικό πρόγραμμα, across institutions), a distinction the English rendering collapses. And the registry stores whichever language the institution submitted, so the two pages of the same programme frequently carry different descriptive text: of 896 programmes, 891 carry a description on both pages, 2 on the Greek page only, and 3 on neither. Harvesting one language alone would have lost descriptive text on which the attribution protocol of Section 4 depends.

Greek names for every programme, university, school and department are carried throughout this chapter and its companion dataset, so that a Greek applicant reads the terminology used in the μηχανογραφικό of postgraduate admission, and an international applicant reads the English alongside it.

Table 1. Coverage of the programme record

Variable	Programmes	Per cent
Master's programmes harvested	896	100.0
Tuition fee (including fee-free)	868	96.9
Duration in semesters	896	100.0
ECTS credits	894	99.8
Language of instruction	896	100.0
City and delivery mode	896	100.0
Host university, school, department	896	100.0
Greek-language names	896	100.0

Fee coverage is the binding variable for the analysis and is effectively complete. Four programmes publish only a non-EU or a per-semester figure and are excluded from fee analysis rather than imputed.

The study covers the 23 public universities evaluated in Edition 2026. Programmes hosted by higher education institutions outside that universe are identified and excluded rather than silently dropped: the Athens School of Fine Arts and the Mediterranean Agronomic Institute of Chania, neither of which is a Greek public university, together account for eight programmes listed in Appendix D. The title's scope is therefore the universities, not Greek higher education entire.

3B. Fees

Of 868 programmes with a usable fee, 161 charge nothing and 695 charge a fee. Among fee-charging programmes the median is €3,000, the interquartile range €2,600 to €4,000, and the maximum €47,600, a clinical specialisation in orthodontics. The median across all programmes, fee-free included, is €3,000.

Because a fee spread over two semesters is not comparable with the same fee over six, two normalisations are reported: cost per semester, and cost per ECTS credit. The latter is the true unit price and, at a median of €31.25 per credit, is reported here for the Greek system for the first time.

3C. Research standing

Departmental research standing is read from the seven volumes and never recomputed, in keeping with the series rule that published results are cited rather than regenerated. For each department the panel comprises mean h-index, mean i10, total citations, citations per faculty member, citations per paper, output volume and output per faculty member, from each of Google Scholar, OpenAlex and Semantic Scholar, together with faculty size (TRS) and the department's published rank within its area and its university.

Where a programme is attached to several departments the indicators are averaged across them, weighted by faculty size, since a programme taught by a 551-member medical school and a 32-member nursing department is not taught half by each.

4. Methodology

4A. The attribution protocol

The central methodological problem of this study is not measurement but attribution: deciding which department or departments teach a given programme. The national registry permits one department per programme, but Greek postgraduate education is substantially co-hosted, and a ΔΠΜΣ is co-hosted by statute. Recording such a programme against a single department misstates the fact.

The ordering principle is that declared attribution takes precedence over inferred attribution, and inference is admitted only where the institutional record is absent or incomplete. Programmes are classified into six attribution tiers accordingly.

Table 2. Attribution tiers

Tier	Basis	Programmes	Per cent
T1	Explicit multi-unit attribution: two or more constituent departments named	29	3.2
T2	Partial attribution: co-hosting declared, one department named	18	2.0
T3	Declared but unspecified: co-hosting asserted, no department named	53	5.9
T4	Registry attribution: single host recorded, no further claim made	674	75.2
T5	Subject-based inference: no usable attribution	99	11.0
T6	Unattributable: no ranked unit available	23	2.6

T1 and T2 are resolved from the programme's own description. T4 takes the registry record and adds nothing to it: the institution has made no further claim, so none is inferred. Inference is applied at T2 (to complete a partial declaration), T3 (where the institution has itself asserted co-hosting) and T5.

Two properties of this ordering are worth stating. First, inference is never applied against a declaration: a programme recorded at T4 keeps its single department even where its subject spans several. Second, T3 is the case in which inference rests on the strongest footing available short of a naming: the institution has declared that the programme is interdepartmental, so a single-department attribution is known to be wrong, and only the identity of the constituent departments is inferred.

4B. Resolving declared units

Extracting department names from free prose and matching them afterwards proved unreliable. The same descriptions list the institutions from which applicants may come — military academies, police and fire-service schools, foreign universities — and those phrases are indistinguishable in form from the names of teaching units. An early implementation attributed programmes to the Hellenic Police Academy on this basis.

The procedure was therefore inverted. Rather than extracting candidate names, each of the 338 ranked departments is sought in the programme's combined bilingual description under both its English and Greek names, so that a phrase which is not a ranked department cannot be admitted however it is worded. Greek names are drawn from the ministry dictionary published with the companion study and from the registry's own bilingual fields, which together resolve 281 of the 338 departments. Search scope follows the declared legal form: a ΔΠΜΣ is searched within its own institution, a ΔΙΠΜΣ across the institutions its description names.

4C. Subject-based inference

Where inference is licensed, departments are assigned by mapping the programme subject to disciplines. The mapping is a published table of 153 concepts, reproduced in Appendix B, constructed by working backwards from the names of the ranked departments rather than from a prior list of disciplines, so that it covers all seven fields; 327 of the 338 departments are reachable through it. A department qualifies only where the concept names its discipline rather than its category, so that a programme in logistics does not attach to every department whose name contains the word engineering.

4D. Two reporting frames

A co-hosted programme belongs in every field it is taught in, and is reported in each. For estimation that would inflate the sample and give co-hosted programmes extra weight, so two frames are used throughout.

- Field frame: a programme enters every field to which it is attached. All field-level tables and figures use this frame.
- Pooled frame: each programme enters once, on its primary department. All national estimates use this frame, with standard errors clustered on the primary department.

Clustering is not decorative. One medical school hosts 60 programmes, which supply 60 observations of a single value of the explanatory variable; without clustering the resulting standard errors would be understated.

4E. Composite research standing

The published indicators are strongly collinear, since h-index, i10, citations and output rise together. A principal component analysis over nine indicators drawn from all three sources yields a first component explaining 62.4 per cent of the variance and loading positively on every indicator, and a second explaining 18.2 per cent. PC1 is used as the composite research-standing score, so that no single indicator drives the results, and individual indicators are reported alongside it.

5. Results

5A. The attributed population

Of 896 master's programmes, 872 are attributed to at least one ranked department and 24 are not. 103 programmes are attributed to more than one department and 68 span more than one field. Attribution rests on the institutional record for the great majority: 844 of 1048 programme–department attachments are a registry record or a declaration by the programme itself.

Table 3. Departments per programme

Departments attached	Programmes	Per cent
1	769	88.2
2	54	6.2
3	30	3.4
4	15	1.7
5	3	0.3
6	1	0.1

Multiple attachment follows the protocol of Section 4. A programme attached to several departments is reported under each, and enters national estimates once.

Table 4. Basis of attachment

Basis	Attachments
national registry record	674
declared by the programme	170
inferred from subject	90
university x field aggregate	77
subject matches unit name	37

Declared and registry bases together account for the majority of attachments; inference accounts for the remainder.

The 24 unattributed programmes fall into two groups. Eight are hosted by institutions outside the ranked universe — the Athens School of Fine Arts and the Mediterranean Agronomic Institute of Chania, neither a Greek public university within the scope of Edition 2026. Sixteen are hosted by institutions with no ranked department in the field their subject identifies, chiefly at the Hellenic Open University, whose ranked units lie in two fields while its programmes extend to business, law and public health. These are listed in Appendix C rather than omitted silently.

5B. What Greek postgraduate education costs

Fees are complete for 868 programmes. 161 charge nothing. Among the 695 that charge, the median is €3,000 and the interquartile range €2,600–€4,000. The distribution has a long right tail: the highest fee, €47,600, is roughly sixteen times the median.

Table 5. Fee distribution by field

Field	Programmes	Fee-free	Median fee (€)	Median if charging (€)	Maximum (€)
01 Economics & Business	160	7	4,000	4,000	10,000
02 Engineering & Computer Science	177	37	2,400	3,000	18,000
03 Medicine & Health Sciences	192	15	3,000	3,000	47,600
04 Natural Sciences & Mathematics	90	35	2,050	3,075	9,000
05 Life Sciences & Agriculture	80	14	2,700	3,000	16,000
06 Law, Political & Social Sciences	78	20	2,000	3,000	5,600
07 Humanities, Arts & Education	187	42	2,800	3,000	12,000

Field frame: a co-hosted programme appears in each field to which it is attached, so the column does not sum to 872.

5C. Fee against research standing

The central result is that the two are unrelated. Across nine published indicators from three independent sources, no correlation with fee is distinguishable from zero.

Table 6. Fee against each published indicator, pooled frame

Indicator	n	r	95% CI	p
Google Scholar mean h	796	-0.031	[-0.101, +0.038]	0.378
Google Scholar mean i10	796	-0.027	[-0.096, +0.043]	0.449
Google Scholar citations per trs	813	-0.027	[-0.096, +0.042]	0.439
Google Scholar citations per paper	813	-0.008	[-0.076, +0.061]	0.829
Google Scholar papers per trs	813	-0.021	[-0.089, +0.048]	0.557
OpenAlex mean h	793	-0.075	[-0.144, -0.005]	0.035
OpenAlex citations per trs	813	-0.038	[-0.107, +0.030]	0.275
Semantic Scholar mean h	801	+0.009	[-0.061, +0.078]	0.810
Semantic Scholar citations per trs	813	-0.037	[-0.105, +0.032]	0.297
Composite (PC1)	792	-0.044	[-0.114, +0.025]	0.211

Pearson correlations with the headline fee. Indicators are collinear measures of the same departments and are not independent tests; the composite PC1 is the summary measure.

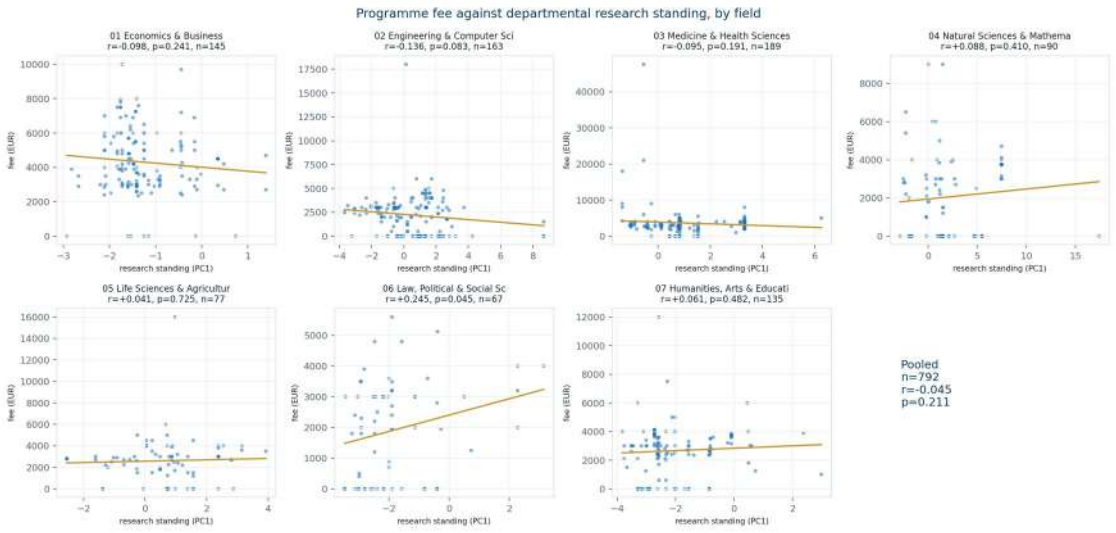

Figure 1. Programme fee against departmental research standing, by field

Vertical scales differ by field, since fee ranges differ by an order of magnitude between Medicine and Law; the fitted lines and reported statistics are comparable, the visual slopes are not.

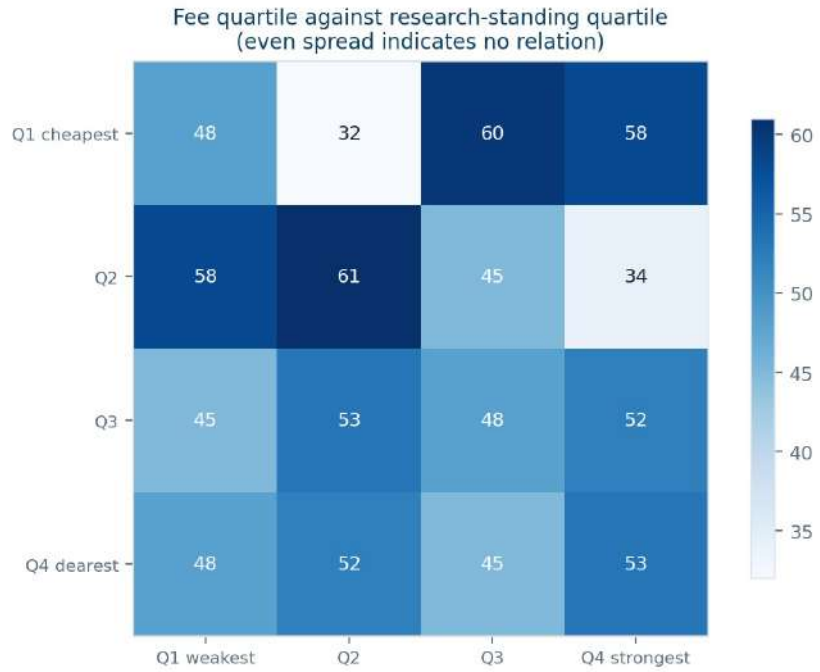

Figure 2. Fee quartile against research-standing quartile

An even distribution across the grid indicates that knowing a programme's fee quartile conveys no information about its research quartile.

Regression confirms the correlations. The composite score carries no significant coefficient in any specification, with standard errors clustered on the primary attributed department.

Table 7. Pooled regressions of fee on research standing

Specification	PC1 coefficient	Cluster SE	p	n	R^2
PC1 alone	-50.8	64.5	0.431	792	0.002
+ city, language, duration	-85.2	59.8	0.154	792	0.103
+ field fixed effects	-73.6	92.7	0.428	792	0.214

Dependent variable is the fee in euro. Controls as stated. Standard errors clustered on the primary attributed department.

5D. Dispersion of fee relative to research standing

Absence of linear association does not mean the two are independent. A contingency test over fee and research-standing quartiles rejects independence (chi-square = 41.9, df = 9, $p < 0.001$), and the pattern is non-monotonic rather than absent: the third fee quartile is concentrated in the strongest research quartile, while the highest fee quartile is under-represented there. The dearest programmes are not the strongest in research, and the relationship does not rise across the fee range.

Table 8. Fee quartile against research-standing quartile

Fee quartile	Research Q1 (weakest)	Q2	Q3	Q4 (strongest)
Q1 (cheapest)	47	28	48	38
Q2	34	55	42	29
Q3	38	30	28	64
Q4 (dearest)	43	49	39	29

Fee-charging programmes only (n = 641); fee-free programmes are treated separately in Section 5F. Under independence each cell would hold about 40 programmes.

The dispersion is wide in both directions. 43 programmes (6.7 per cent) charge a top-quartile fee while attached to a bottom-quartile research department, and 38 (5.9 per cent) do the reverse. Fee therefore disperses widely relative to research standing rather than tracking it. At one extreme a programme charges €12,000 against a mean h-index of the teaching department of 8.4; at the other, a programme charging €500 is attached to a department with a mean h-index of 20.5, and one charging €1,000 to a department at 28.9. A candidate is able, in a number of subjects, to pay substantially less and enter a stronger research environment.

5D. Field estimates

Six of the seven fields show no association distinguishable from zero. The seventh, Law, Political and Social Sciences, shows a positive association.

Table 9. Fee against research standing by field

Field	n	r	95% CI	p	Median fee (€)
01 Economics & Business	145	-0.098	[-0.257, +0.066]	0.240	4,000
02 Engineering & Computer Science	163	-0.136	[-0.284, +0.018]	0.083	2,400
03 Medicine & Health Sciences	189	-0.096	[-0.235, +0.048]	0.191	3,000
04 Natural Sciences & Mathematics	90	+0.088	[-0.121, +0.290]	0.410	2,050
05 Life Sciences & Agriculture	77	+0.041	[-0.185, +0.262]	0.725	2,700
06 Law, Political & Social Sciences	67	+0.245	[+0.006, +0.459]	0.045	2,000
07 Humanities, Arts & Education	135	+0.061	[-0.109, +0.228]	0.482	3,000

Field frame. Seven fields were tested; the conventional threshold is not adjusted in the table, and the Bonferroni-corrected threshold for seven tests would be p < 0.0071.

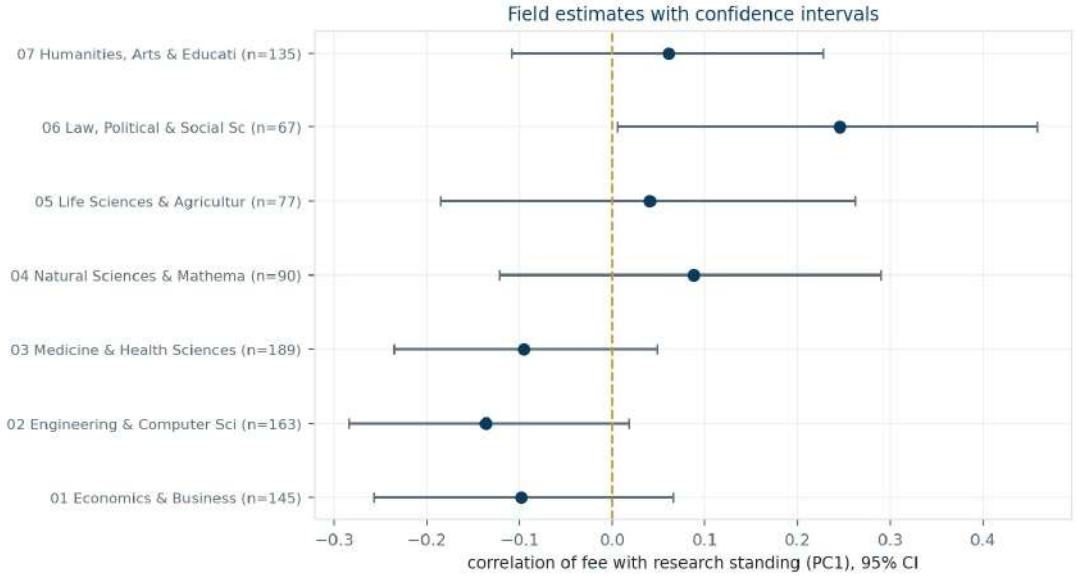

Figure 3. Field estimates with 95 per cent confidence intervals

5E. Law, Political and Social Sciences

In this field the correlation is +0.245 (95% CI [+0.006, +0.459], p = 0.045, n = 67), resting on 27 departments across 10 universities. It survives a rank correlation (Spearman +0.258, p = 0.035), strengthens when the extreme five per cent of fees at each end are trimmed (+0.265, p = 0.036), but does not hold with controls for city, language and duration under clustered standard errors (coefficient +217.3, p = 0.117).

Two qualifications belong with it. It does not survive restriction to fee-charging programmes alone (+0.203, p = 0.172), and of the nine individual indicators only two cross the conventional threshold on their own (OpenAlex citations per member, p = 0.018; OpenAlex mean h-index, p = 0.037). The first points to the mechanism: in this field the fee-free programmes sit in the weaker-researching departments, and once that margin is removed price carries no further information. The association is therefore between charging and not charging, rather than across the fee distribution. Seven fields were tested, and this is the largest of the seven.

5F. Fee-free against fee-charging programmes

A programme that charges nothing is not taught in a weaker department. The 139 fee-free programmes sit in departments whose composite research standing is statistically indistinguishable from that of the 657 fee-charging ones (Welch t = +0.40, p = 0.691).

This bears directly on the candidate's decision. Where a subject is offered both free and for a fee, the free option carries no research penalty on average, and Section 5G shows cases where it carries an advantage.

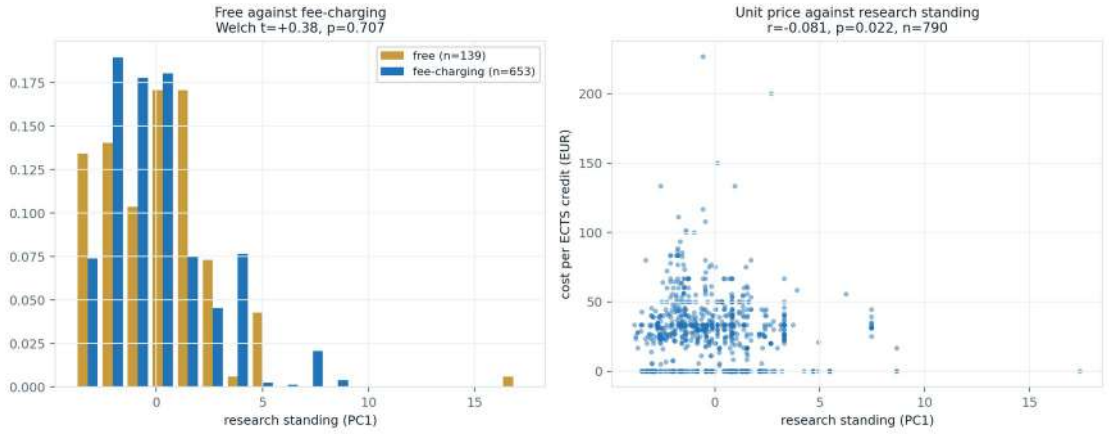

Figure 4. Fee-free against fee-charging programmes, and unit price against research standing

5G. The same subject at several universities

The comparison a candidate actually makes is not between disciplines but between universities offering the subject they have chosen. Grouping programmes by subject gives 24 subjects offered at three or more universities, covering 98 programmes. In 6 of 24 the most expensive programme is also the one whose teaching department has the strongest research record.

Table 10. Subjects offered at three or more universities

Subject	Programmes	Universities	Lowest fee	Highest fee	Fee spread	Lowest h	Highest h	Highest fee at	Strongest at	Highest fee is at the strongest
Business Administration	13	9	0	7250	7250	8.9	19.8	AUEB	TUC	no
Business Administration – Tourism Management	3	3	3300	7500	4200	9.8	15.5	UNIPI	HMU	no
Physics	6	5	0	3750	3750	19.7	48.1	HOU	UThessaly	no
Mathematics	3	3	0	3750	3750	6.0	37.2	HOU	HOU	yes
Public Health	4	3	0	3600	3600	15.4	23.0	UNIWA	AUTH	no
Education	4	3	0	3600	3600	6.5	18.9	NKUA	NKUA	yes
History of Art	3	3	0	3000	3000	5.3	12.1	UOI	UOI	yes
Primary Health Care	4	4	0	3000	3000	18.8	24.4	UThessaly	UoC	no
Data Science and Machine Learning	4	4	0	3000	3000	9.4	37.2	HOU	HOU	yes
Mathematics Education	4	4	0	2800	2800	8.2	14.0	UoWM	DUTH	no
Economics	4	4	0	2700	2700	8.2	15.7	UThessaly	UThessaly	yes
Applied Accounting and Auditing	3	3	3500	6000	2500	8.6	12.7	UoM	IHU	no
Management Science and Technology	5	3	3750	6000	2250	7.4	37.2	AUEB	HOU	no
Information Systems	7	7	2850	5000	2150	12.0	37.2	NKUA	HOU	no
Supply Chain Management	4	4	2850	5000	2150	8.5	18.8	AUTH	UThessaly	no
Law And Economics	3	3	3900	6000	2100	5.2	13.9	UNIPI	UoM	no
Health Care Management	4	4	2500	4500	2000	8.9	23.0	UoM	AUTH	no
Applied Economics and Finance	3	3	4000	5400	1400	8.2	12.1	AUEB	UoM	no
Information and Communications Systems	4	3	1800	3000	1200	10.7	23.3	UAegean	AUTH	no
Digital Marketing	3	3	2850	3700	850	7.7	12.0	IHU	DUTH	no
Applied Informatics	3	3	2800	3600	800	17.9	19.0	UThessaly	HUA	no
Biomedical Engineering	3	3	1500	2250	750	15.8	24.4	AUTH	UoC	no
Materials Science and Technology	2	2	0	0	0	23.8	25.9	AUTH	UOI	no
MSc in Digital Humanities	3	3	4000	4000	0	5.3	18.2	AUEB	AUEB	yes

Where the last two columns name different universities, the higher fee does not buy the stronger research record.

Table 10b. The same subject offered more than once by the same institution

Subject	University	Programmes	Lowest fee	Highest fee	Mean h (GS)	Fee spread
Management Science and Technology	UNIPI	2	4000.0	5800.0	11.42	1800.0
Business Administration	AUEB	3	5500.0	7250.0	9.94	1750.0
Education	NKUA	2	2400.0	3600.0	18.86	1200.0
Business Administration	DUTH	2	4000.0	5000.0	19.07	1000.0
Management Science and Technology	AUEB	2	5300.0	6000.0	14.53	700.0
Business Administration	UAegean	2	4200.0	4800.0	10.29	600.0
Information and Communications Systems	UAegean	2	3000.0	3000.0	19.09	0.0
Physics	NKUA	2	0.0	0.0	33.09	0.0
Public Health	AUTH	2	0.0	0.0	23.04	0.0

Research standing is identical by construction within each row, so the fee spread is variation in price with research standing held constant.

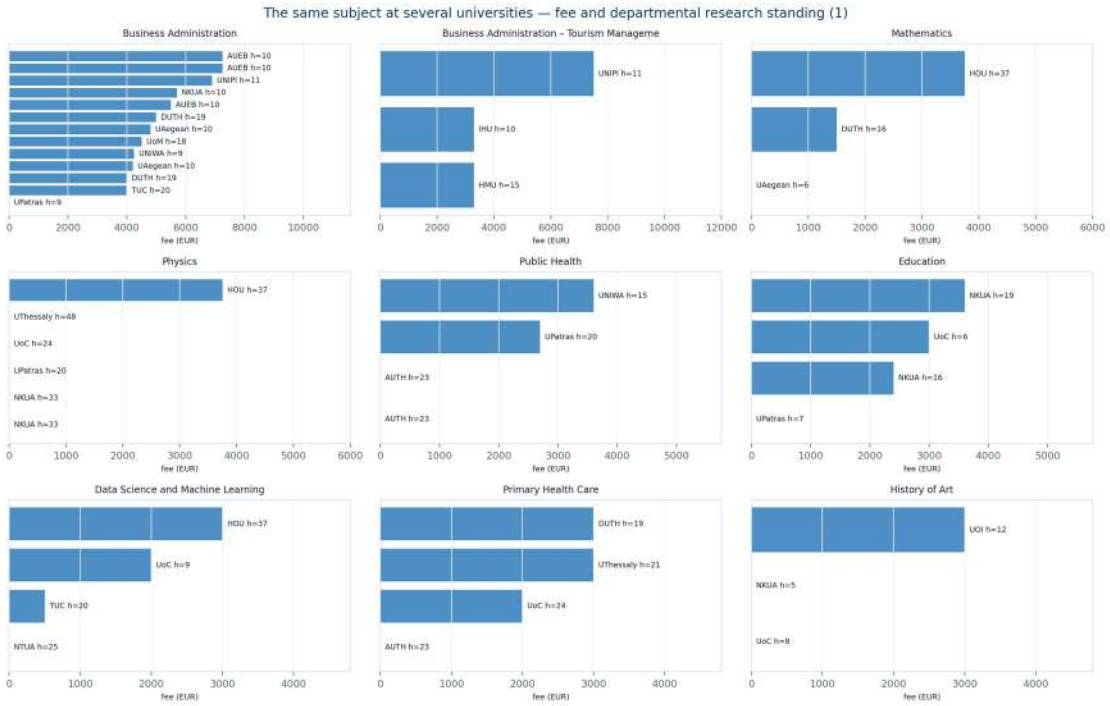

Figure 5b. Subject panels (1 of 3)

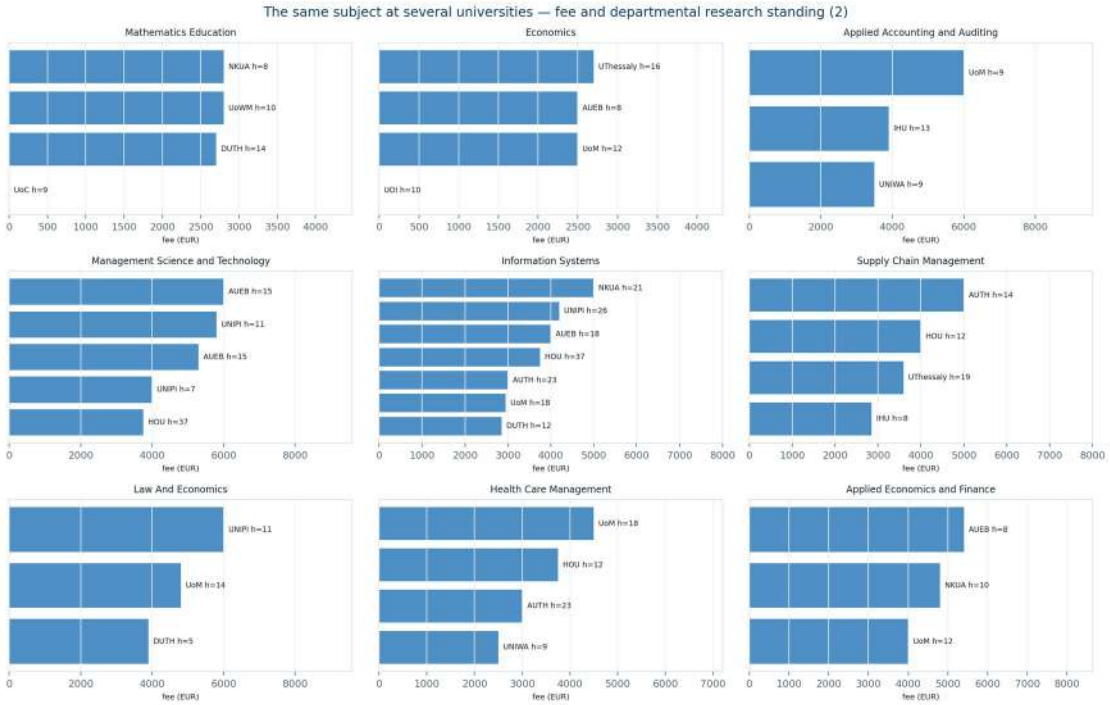

Figure 5c. Subject panels (2 of 3)

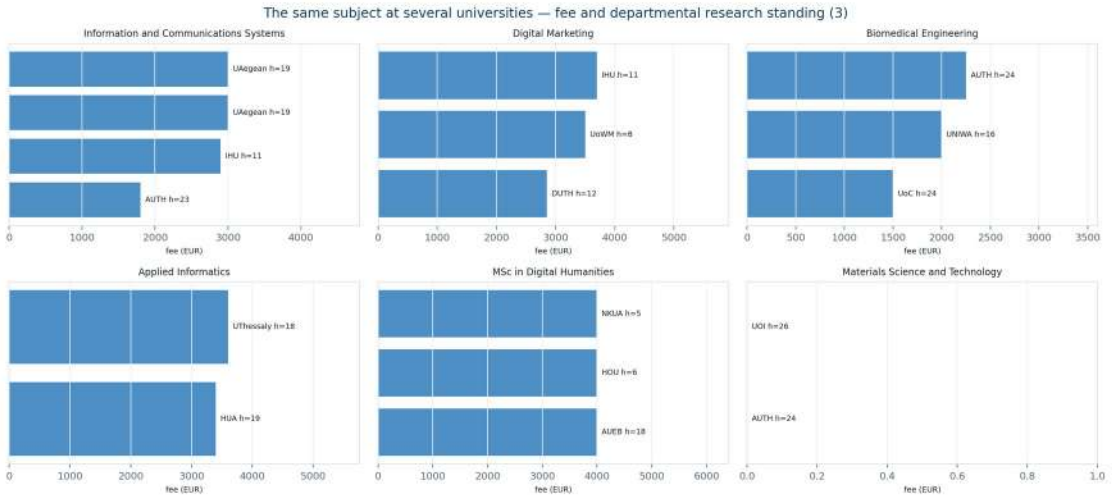

Figure 5d. Subject panels (3 of 3)

Table 10c. Legacy summary of subjects offered at three or more universities

Subject	Programmes	Fee range (€)	Mean h	Highest fee at	Strongest in research
Business Administration	13	0–7,250	9–20	AUEB (h=10)	TUC (h=20)
Business Administration – Tourism Management	3	3,300–7,500	10–15	UNIPI (h=11)	HMU (h=15)
Physics	6	0–3,750	20–48	HOU (h=37)	UThessaly (h=48)
Mathematics	3	0–3,750	6–37	HOU (h=37)	HOU (h=37)
Education	4	0–3,600	6–19	NKUA (h=19)	NKUA (h=19)
Public Health	4	0–3,600	15–23	UNIWA (h=15)	AUTH (h=23)
History of Art	3	0–3,000	5–12	UOI (h=12)	UOI (h=12)
Primary Health Care	4	0–3,000	19–24	UThessaly (h=21)	UoC (h=24)
Data Science and Machine Learning	4	0–3,000	9–37	HOU (h=37)	HOU (h=37)
Mathematics Education	4	0–2,800	8–14	UoWM (h=10)	DUTH (h=14)
Economics	4	0–2,700	8–16	UThessaly (h=16)	UThessaly (h=16)
Applied Accounting and Auditing	3	3,500–6,000	9–13	UoM (h=9)	IHU (h=13)
Management Science and Technology	5	3,750–6,000	7–37	AUEB (h=15)	HOU (h=37)
Supply Chain Management	4	2,850–5,000	8–19	AUTH (h=14)	UThessaly (h=19)
Information Systems	7	2,850–5,000	12–37	NKUA (h=21)	HOU (h=37)
Law And Economics	3	3,900–6,000	5–14	UNIPI (h=11)	UoM (h=14)
Health Care Management	4	2,500–4,500	9–23	UoM (h=18)	AUTH (h=23)
Applied Economics and Finance	3	4,000–5,400	8–12	AUEB (h=8)	UoM (h=12)
Information and Communications Systems	4	1,800–3,000	11–23	UAegean (h=19)	AUTH (h=23)
Digital Marketing	3	2,850–3,700	8–12	IHU (h=11)	DUTH (h=12)
Biomedical Engineering	3	1,500–2,250	16–24	AUTH (h=24)	UoC (h=24)
Applied Informatics	2	3,400–3,600	18–19	UThessaly (h=18)	HUA (h=19)

Mean h is the Google Scholar mean h-index of the attached department, weighted by faculty size where a programme is co-hosted. Where the last two columns differ, the higher fee does not buy the stronger research record.

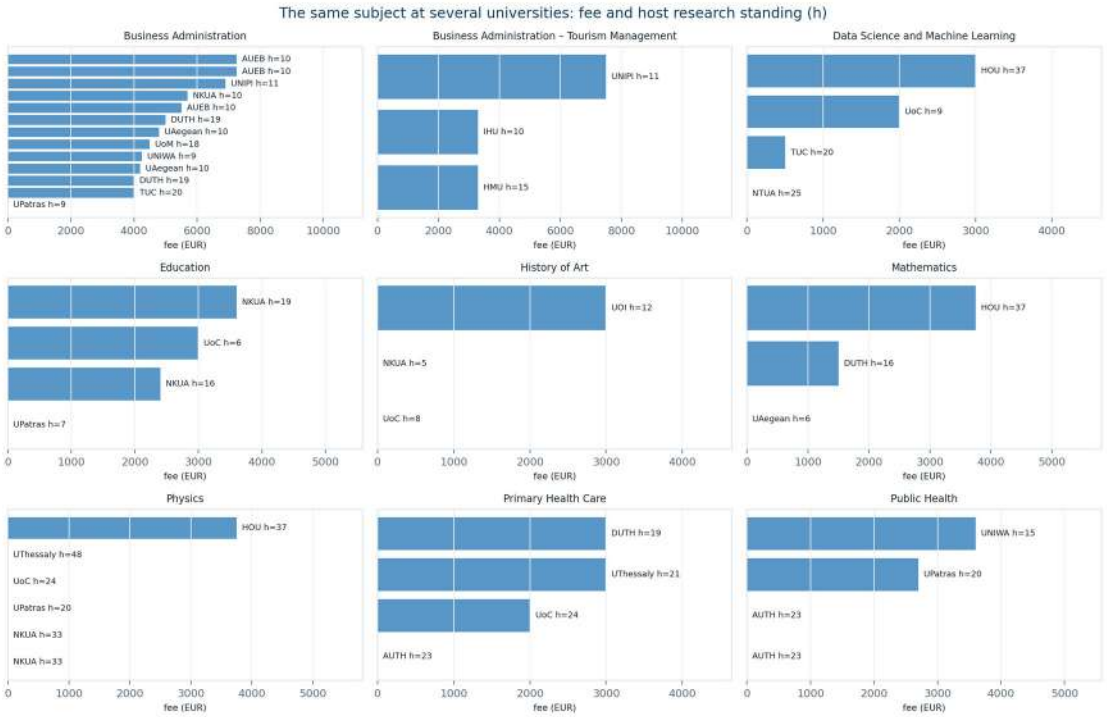

Figure 5. The same subject at several universities: fee and departmental research standing

Some institutions appear more than once in a panel because they run several distinct programmes in the same subject at different fees; these are separate programmes, not duplicated records.

5H. The same subject at the same university

Nine subjects are offered more than once by the same institution. Because the teaching department is identical, its research standing is identical by construction, and any fee difference is variation in price with research standing held exactly constant. The Athens University of Economics and Business offers three programmes in business administration at €5,500, €6,000 and €7,250; the University of Piraeus offers two in management science at €4,000 and €5,800. The largest such within-institution spread is €1,800. Whatever these differences reflect — delivery mode, scheduling, cohort, or positioning — they do not reflect the research record of the department, which does not vary between them.

5I. Unit price

Normalising for programme length does not change the substance of the picture. Cost per ECTS credit has a median of €31.25 and ranges to €227. Its correlation with the composite research standing is r = -0.081 (p = 0.022, n = 790) — negligible and negative.

5J. What does vary with fee

Geography does. Programmes in Athens and Thessaloniki charge more than those elsewhere (Welch t = +2.86, p = 0.004), and the departments that teach them also carry higher research standing, which reproduces at postgraduate level the geographic concentration the companion study found in admission cut-offs. Language does not: the median English-taught fee is €3,000 against €3,000 for Greek-taught.

5K. All criteria: descriptive statistics

The programme record carries ten measurable criteria. Their distributions are reported here in full, since each is a dimension on which a candidate may compare programmes and none has previously been compiled for the Greek system.

Table 11. Descriptive statistics for every programme criterion

Criterion	n	Mean	SD	Min	Q1	Median	Q3	Max
Fee (EUR)	868	2875.79	2640.29	0.0	1800.0	3000.0	4000.0	47600.0

Criterion	n	Mean	SD	Min	Q1	Median	Q3	Max
Cost per semester (EUR)	868	914.48	707.8	0.0	600.0	937.5	1166.67	6800.0
Cost per ECTS credit (EUR)	866	29.87	23.18	0.0	18.44	31.25	38.89	226.67
Duration (semesters)	872	3.22	0.68	2.0	3.0	3.0	4.0	7.0
ECTS credits	870	97.44	18.74	15.0	90.0	90.0	120.0	210.0
Fee-free	872	0.18	0.39	0.0	0.0	0.0	0.0	1.0
English-taught	872	0.22	0.42	0.0	0.0	0.0	0.0	1.0
Athens or Thessaloniki	872	0.52	0.5	0.0	0.0	1.0	1.0	1.0
Constituent departments	872	1.2	0.63	1.0	1.0	1.0	1.0	6.0
Faculty of teaching department(s)	872	88.18	156.44	0.0	17.0	24.0	52.0	766.0

Fee-free and English-taught are binary indicators, so their means are proportions.

Table 12. Descriptive statistics for every published research indicator

Indicator	n	Mean	SD	Min	Median	Max
GS mean h-index	800	16.56	8.17	1.6	15.59	48.14
GS mean i10	800	31.01	25.03	0.2	24.5	166.57
GS citations	817	164235.41	393380.21	0.0	17931.0	1502722.0
GS citations per member	817	1265.78	2162.08	0.0	742.71	23536.08
GS citations per paper	817	26.82	18.68	0.0	22.55	205.71
GS papers	817	4080.28	8977.95	0.0	708.0	34323.0
GS papers per member	817	35.12	25.85	0.0	30.0	138.87
OA mean h-index	797	10.63	4.57	1.33	10.65	26.38
OA mean i10	797	17.53	12.58	0.44	14.94	148.25
OA citations per member	817	645.36	568.96	0.0	517.45	8566.75
OA citations per paper	817	16.53	7.87	0.0	16.21	58.86
S2 mean h-index	805	6.08	3.33	0.0	5.23	18.62
S2 mean i10	805	8.01	6.17	0.0	6.73	37.04
S2 citations per member	817	308.62	288.99	0.0	236.58	2512.59
S2 citations per paper	817	14.9	7.65	0.0	14.53	69.16
Composite (PC1)	796	-0.0	2.37	-3.82	-0.4	17.41

Indicators are those of the teaching department or, for co-hosted programmes, the faculty-size-weighted mean of the constituent departments.

Table 13. Median of every criterion, by field

Field	Programmes	Fee (EUR)	Cost per semester (EUR)	Cost per ECTS credit (EUR)	Duration (semesters)	ECTS credits	Fee-free	English-taught	Athens or Thessaloniki	Constituent departments	Faculty of teaching department(s)
01 Economics & Business	160	4000.0	1316.67	44.44	3.0	90.0	0.0	0.0	1.0	1.0	20.0
02 Engineering & Computer Science	179	2400.0	800.0	26.67	3.0	90.0	0.0	0.0	1.0	1.0	26.0
03 Medicine & Health Sciences	192	3000.0	1000.0	33.33	3.0	90.0	0.0	0.0	1.0	1.0	399.0
04 Natural Sciences & Mathematics	92	2050.0	612.5	20.42	3.0	90.0	0.0	0.0	0.0	1.0	28.0
05 Life Sciences & Agriculture	80	2700.0	900.0	30.0	3.0	90.0	0.0	0.0	0.0	1.0	30.0
06 Law, Political & Social Sciences	78	2000.0	666.67	22.22	3.0	90.0	0.0	0.0	1.0	1.0	22.0
07 Humanities, Arts & Education	187	2800.0	800.0	26.67	4.0	120.0	0.0	0.0	0.0	1.0	17.0

Field frame: a co-hosted programme appears in each field to which it is attached.

Table 14. Mean of every research indicator, by field

Field	Programmes	GS mean h-index	GS mean i10	GS citations	GS citations per member	GS citations per paper	GS papers	GS papers per member	OA mean h-index	OA mean i10	OA citations per member	OA citations per paper	S2 mean h-index	S2 mean i10	S2 citations per member	S2 citations per paper	Composite (PC1)
01 Economics & Business	160	11.5	15.57	11932.73	558.51	21.07	530.76	26.22	7.87	9.44	363.23	12.86	6.53	6.88	277.15	14.56	-1.24
02 Engineering & Computer Science	179	18.14	34.72	61187.11	1366.09	24.7	1809.45	46.0	11.55	19.2	680.61	15.99	6.18	9.6	381.29	13.83	0.44
03 Medicine & Health Sciences	192	23.2	50.93	609387.58	1527.99	36.3	14773.63	39.49	14.38	28.5	1178.23	21.65	5.41	7.27	267.18	18.38	1.37

Field	Programmes	GS mean h-index	GS mean i10	GS citations	GS citations per member	GS citations per paper	GS papers	GS papers per member	OA mean h-index	OA mean i10	OA citations per member	OA citations per paper	S2 mean h-index	S2 mean i10	S2 citations per member	S2 citations per paper	Composite (PC1)
04 Natural Sciences & Mathematics	92	22.46	50.57	121204.19	3665.86	43.64	2431.72	57.8	13.19	24.12	847.87	18.9	8.93	13.19	494.04	15.54	2.21
05 Life Sciences & Agriculture	80	18.65	33.38	118028.17	1141.68	32.79	3066.47	34.01	13.2	21.65	794.15	22.22	7.23	10.51	392.17	18.05	0.62
06 Law, Political & Social Sciences	78	8.83	12.99	38963.4	466.97	17.01	1176.52	19.0	6.55	9.59	330.25	16.42	4.67	5.47	257.27	15.43	-1.79
07 Humanities, Arts & Education	187	8.65	12.72	25261.08	379.45	14.48	862.41	19.13	5.82	7.83	225.14	10.82	3.99	4.1	143.55	9.85	-2.0

Table 15. Language of instruction

Language	Programmes
Greek	668
English	174
Greek, English	12
English, Greek	9
French	4
German	3
Spanish	1
Italian	1

Table 16. Duration in semesters

Semesters	Programmes
2	101
3	492
4	268
5	5
6	5
7	1

Table 17. ECTS credit volume (most frequent values)

ECTS	Programmes
15.0	1.0
60.0	36.0
65.0	1.0
75.0	63.0
80.0	1.0
90.0	494.0
96.0	1.0
100.0	1.0
105.0	3.0
120.0	260.0
150.0	3.0
180.0	5.0
210.0	1.0

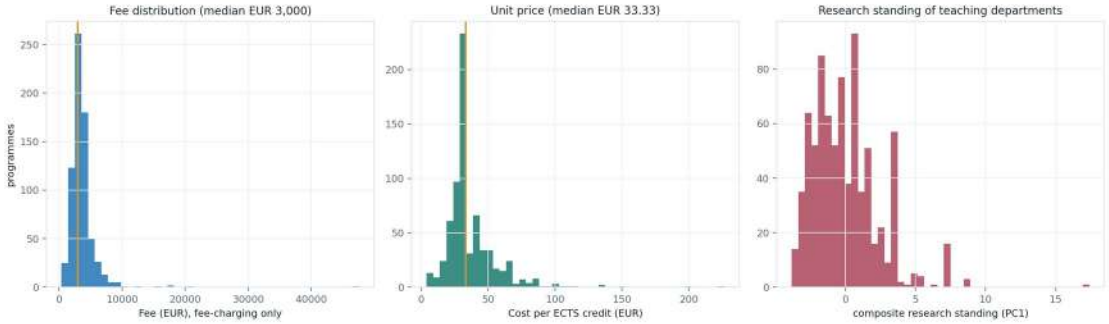

Figure 6. Distribution of fee, unit price and departmental research standing

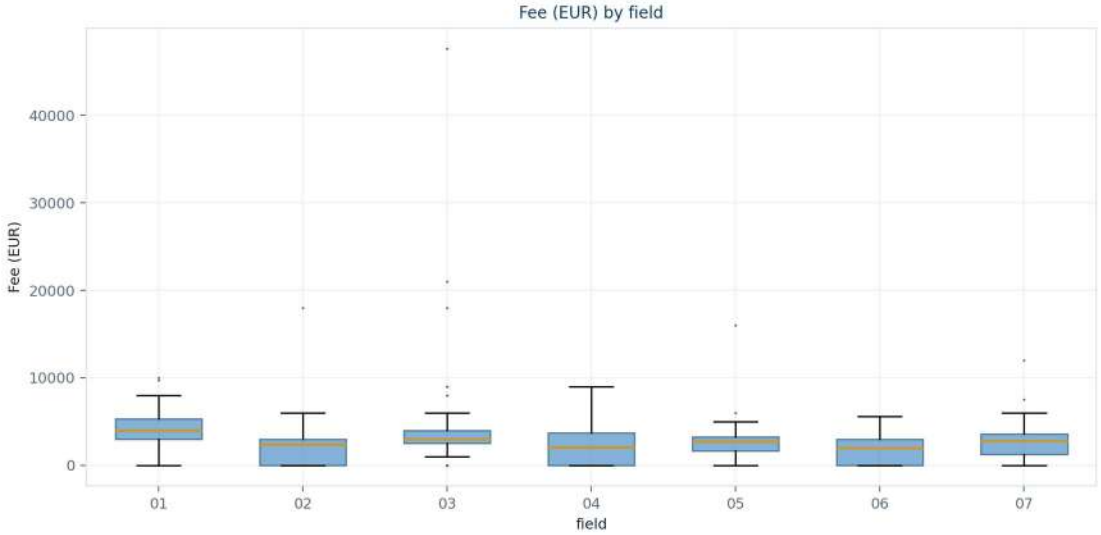

Figure 7. Fee by field

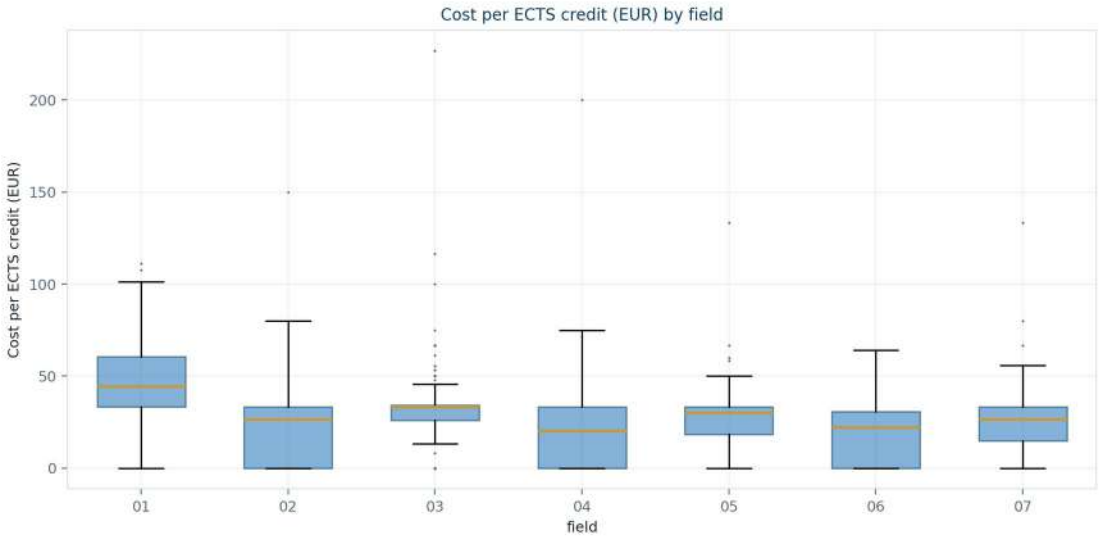

Figure 8. Cost per ECTS credit by field

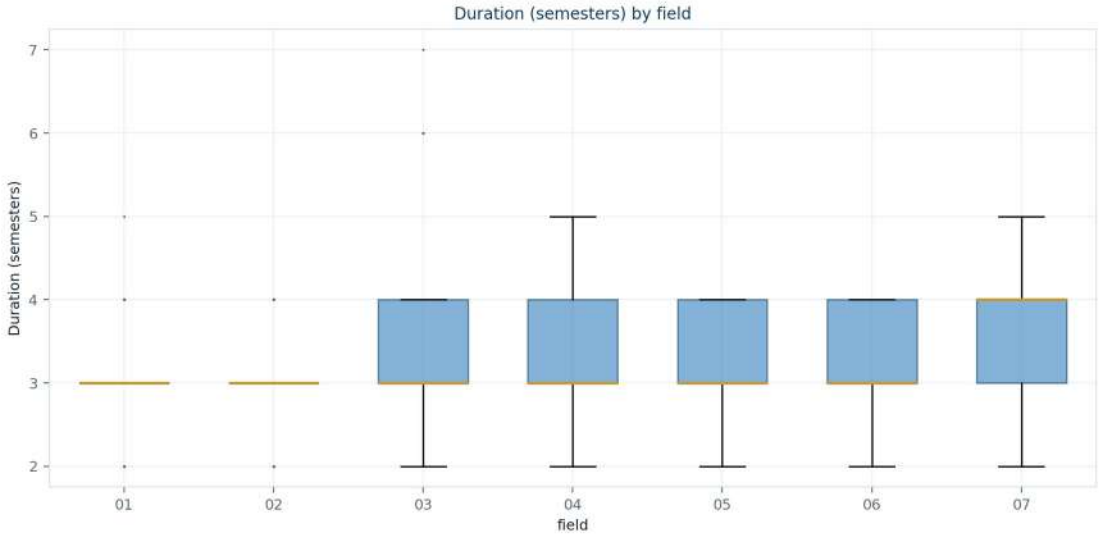

Figure 9. Duration by field

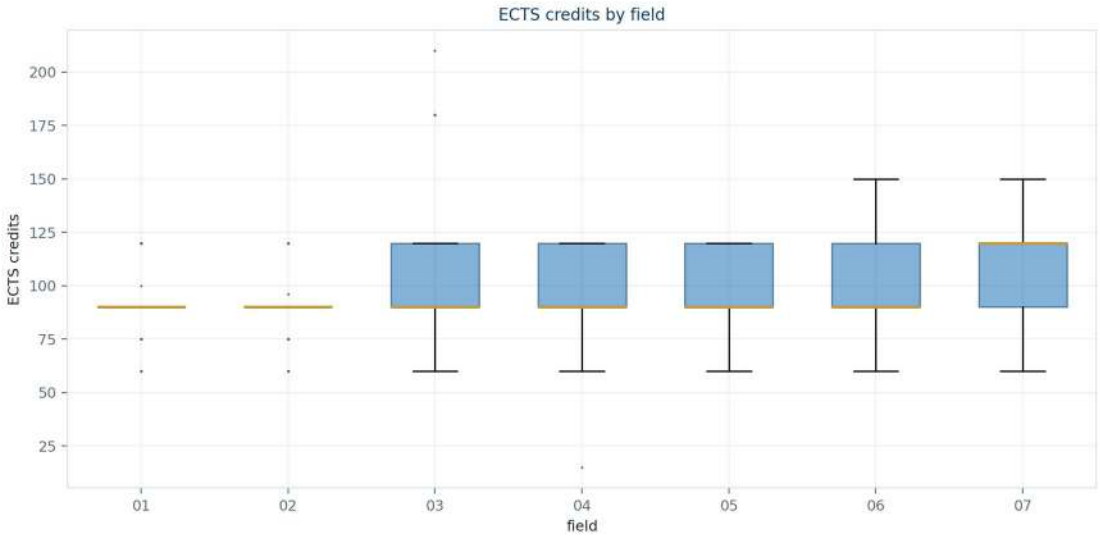

Figure 10. ECTS credit volume by field

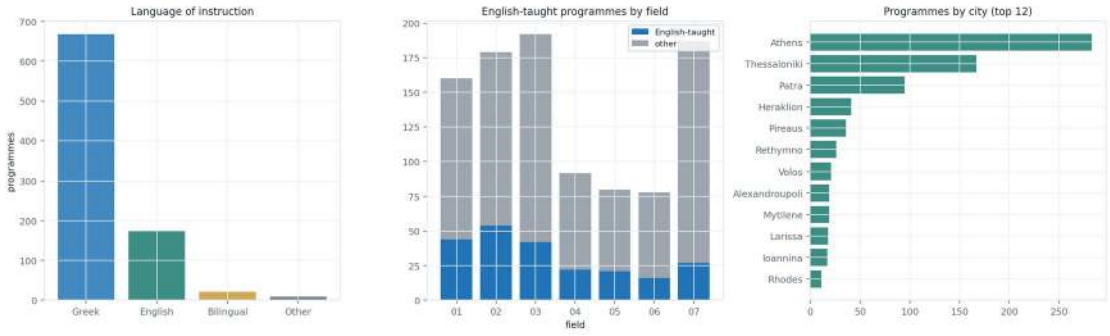

Figure 11. Language of instruction and geographic distribution

5L. Every criterion against every research indicator

The comparison is run exhaustively: ten programme criteria against sixteen published research indicators drawn from three independent bibliometric sources. The full matrix is reported so that no selective presentation of a favourable pairing is possible.

Table 18. Every criterion against every research indicator (continued, 1 of 3)

Criterion	Indicator	n	r	CI low	CI high	p	Spearman	p (Spearman)
Fee (EUR)	GS mean h-index	796	-0.0313	-0.101	0.038	0.3777	-0.0169	0.6333
Fee (EUR)	GS mean i10	796	-0.0269	-0.096	0.043	0.4491	-0.0134	0.7059
Fee (EUR)	GS citations	813	0.0551	-0.014	0.123	0.1162	0.0394	0.262
Fee (EUR)	GS citations per member	813	-0.0272	-0.096	0.042	0.4389	0.0484	0.1677
Fee (EUR)	GS citations per paper	813	-0.0076	-0.076	0.061	0.8289	0.0718	0.0407
Fee (EUR)	GS papers	813	0.0587	-0.01	0.127	0.0945	0.0215	0.5396
Fee (EUR)	GS papers per member	813	-0.0206	-0.089	0.048	0.5571	0.031	0.378
Fee (EUR)	OA mean h-index	793	-0.0747	-0.144	-0.005	0.0355	-0.0642	0.0708
Fee (EUR)	OA mean i10	793	-0.0825	-0.151	-0.013	0.0201	-0.0618	0.0822
Fee (EUR)	OA citations per member	813	-0.0384	-0.107	0.03	0.2746	0.0002	0.9963
Fee (EUR)	OA citations per paper	813	-0.0291	-0.098	0.04	0.4067	-0.0213	0.5443
Fee (EUR)	S2 mean h-index	801	0.0085	-0.061	0.078	0.8098	0.0492	0.1646
Fee (EUR)	S2 mean i10	801	-0.0372	-0.106	0.032	0.293	-0.0002	0.9964
Fee (EUR)	S2 citations per member	813	-0.0366	-0.105	0.032	0.2967	0.0473	0.1782
Fee (EUR)	S2 citations per paper	813	0.0181	-0.051	0.087	0.6067	0.0389	0.2683
Fee (EUR)	Composite (PC1)	792	-0.0445	-0.114	0.025	0.2106	-0.0128	0.7186
Cost per semester (EUR)	GS mean h-index	796	-0.0917	-0.16	-0.022	0.0097	-0.0666	0.0605
Cost per semester (EUR)	GS mean i10	796	-0.089	-0.157	-0.02	0.012	-0.059	0.096
Cost per semester (EUR)	GS citations	813	0.0043	-0.064	0.073	0.9029	0.0024	0.9455
Cost per semester (EUR)	GS citations per member	813	-0.0753	-0.143	-0.007	0.0318	0.0013	0.9697
Cost per semester (EUR)	GS citations per paper	813	-0.0502	-0.119	0.019	0.1529	0.0182	0.6038
Cost per semester (EUR)	GS papers	813	0.0131	-0.056	0.082	0.7091	-0.0088	0.8032
Cost per semester (EUR)	GS papers per member	813	-0.0621	-0.13	0.007	0.0768	0.0001	0.9973
Cost per semester (EUR)	OA mean h-index	793	-0.1192	-0.187	-0.05	0.0008	-0.0877	0.0135
Cost per semester (EUR)	OA mean i10	793	-0.1353	-0.203	-0.066	0.0001	-0.0832	0.0191
Cost per semester (EUR)	OA citations per member	813	-0.0799	-0.148	-0.011	0.0226	-0.0239	0.4954
Cost per semester (EUR)	OA citations per paper	813	-0.0647	-0.133	0.004	0.0651	-0.0455	0.1952
Cost per semester (EUR)	S2 mean h-index	801	0.0074	-0.062	0.077	0.8346	0.0369	0.2974
Cost per semester (EUR)	S2 mean i10	801	-0.0622	-0.131	0.007	0.0783	-0.021	0.5534
Cost per semester (EUR)	S2 citations per member	813	-0.0477	-0.116	0.021	0.1743	0.0268	0.4452
Cost per semester (EUR)	S2 citations per paper	813	-0.0066	-0.075	0.062	0.8518	0.0059	0.8669
Cost per semester (EUR)	Composite (PC1)	792	-0.1001	-0.169	-0.031	0.0048	-0.0615	0.0839
Cost per ECTS credit (EUR)	GS mean h-index	794	-0.0738	-0.143	-0.004	0.0377	-0.0619	0.0814
Cost per ECTS credit (EUR)	GS mean i10	794	-0.0723	-0.141	-0.003	0.0417	-0.0545	0.1247
Cost per ECTS credit (EUR)	GS citations	811	0.0091	-0.06	0.078	0.7951	0.0018	0.9582
Cost per ECTS credit (EUR)	GS citations per member	811	-0.0665	-0.135	0.002	0.0583	0.0047	0.8935
Cost per ECTS credit (EUR)	GS citations per paper	811	-0.0433	-0.112	0.026	0.2181	0.0177	0.6142
Cost per ECTS credit (EUR)	GS papers	811	0.0168	-0.052	0.086	0.6329	-0.0084	0.8121
Cost per ECTS credit (EUR)	GS papers per member	811	-0.0473	-0.116	0.022	0.1785	0.0052	0.8814
Cost per ECTS credit (EUR)	OA mean h-index	791	-0.098	-0.167	-0.029	0.0058	-0.0847	0.0171
Cost per ECTS credit (EUR)	OA mean i10	791	-0.1158	-0.184	-0.046	0.0011	-0.082	0.021
Cost per ECTS credit (EUR)	OA citations per member	811	-0.0693	-0.138	-0.001	0.0484	-0.0237	0.5003
Cost per ECTS credit (EUR)	OA citations per paper	811	-0.0596	-0.128	0.009	0.0897	-0.0511	0.1457
Cost per ECTS credit (EUR)	S2 mean h-index	799	0.0297	-0.04	0.099	0.4019	0.0479	0.1759
Cost per ECTS credit (EUR)	S2 mean i10	799	-0.0323	-0.101	0.037	0.3614	-0.0118	0.738
Cost per ECTS credit (EUR)	S2 citations per member	811	-0.031	-0.1	0.038	0.3774	0.031	0.3782
Cost per ECTS credit (EUR)	S2 citations per paper	811	0.0028	-0.066	0.072	0.9376	0.0043	0.9031
Cost per ECTS credit (EUR)	Composite (PC1)	790	-0.0812	-0.15	-0.012	0.0224	-0.0574	0.107
Duration (semesters)	GS mean h-index	800	0.1026	0.033	0.171	0.0037	0.0888	0.0119
Duration (semesters)	GS mean i10	800	0.1221	0.053	0.19	0.0005	0.0753	0.0331
Duration (semesters)	GS citations	817	0.1791	0.112	0.245	0.0	0.059	0.0922
Duration (semesters)	GS citations per member	817	0.1131	0.045	0.18	0.0012	0.0629	0.0722
Duration (semesters)	GS citations per paper	817	0.112	0.044	0.179	0.0013	0.1041	0.0029

Criterion	Indicator	n	r	CI low	CI high	p	Spearman	p (Spearman)
Duration (semesters)	GS papers	817	0.1664	0.099	0.232	0.0	0.0412	0.2395
Duration (semesters)	GS papers per member	817	0.0667	-0.002	0.135	0.0567	0.012	0.7312
Duration (semesters)	OA mean h-index	797	0.0282	-0.041	0.097	0.4271	0.0451	0.2037
Duration (semesters)	OA mean i10	797	0.0489	-0.021	0.118	0.1679	0.0392	0.2692
Duration (semesters)	OA citations per member	817	0.0586	-0.01	0.127	0.0942	0.0329	0.3482
Duration (semesters)	OA citations per paper	817	0.0356	-0.033	0.104	0.3101	0.0587	0.0935
Duration (semesters)	S2 mean h-index	805	-0.0112	-0.08	0.058	0.7518	-0.0135	0.7031
Duration (semesters)	S2 mean i10	805	0.0008	-0.068	0.07	0.9816	0.0198	0.5749
Duration (semesters)	S2 citations per member	817	-0.0177	-0.086	0.051	0.6128	-0.002	0.9535
Duration (semesters)	S2 citations per paper	817	0.0635	-0.005	0.131	0.0697	0.0623	0.0753
Duration (semesters)	Composite (PC1)	796	0.0939	0.025	0.162	0.008	0.0746	0.0354
ECTS credits	GS mean h-index	798	0.1032	0.034	0.171	0.0035	0.096	0.0066
ECTS credits	GS mean i10	798	0.1249	0.056	0.193	0.0004	0.0824	0.0199
ECTS credits	GS citations	815	0.1936	0.127	0.259	0.0	0.0675	0.0541
ECTS credits	GS citations per member	815	0.1175	0.049	0.185	0.0008	0.0719	0.0401
ECTS credits	GS citations per paper	815	0.1247	0.056	0.192	0.0004	0.1144	0.0011
ECTS credits	GS papers	815	0.1819	0.115	0.247	0.0	0.0463	0.1868

Pearson correlation with 95 per cent confidence interval, and the Spearman rank correlation alongside. Indicators measure the same departments and are collinear; they are not independent tests.

Table 18. Every criterion against every research indicator (continued, 2 of 3)

Criterion	Indicator	n	r	CI low	CI high	p	Spearman	p (Spearman)
ECTS credits	GS papers per member	815	0.0626	-0.006	0.131	0.0743	0.0205	0.5591
ECTS credits	OA mean h-index	795	0.026	-0.044	0.095	0.4643	0.0534	0.1325
ECTS credits	OA mean i10	795	0.0479	-0.022	0.117	0.1775	0.0481	0.1752
ECTS credits	OA citations per member	815	0.0654	-0.003	0.133	0.0622	0.0415	0.2366
ECTS credits	OA citations per paper	815	0.0497	-0.019	0.118	0.1561	0.0715	0.0414
ECTS credits	S2 mean h-index	803	-0.0353	-0.104	0.034	0.3179	-0.0299	0.3969
ECTS credits	S2 mean i10	803	-0.0261	-0.095	0.043	0.461	0.0027	0.9391
ECTS credits	S2 citations per member	815	-0.0332	-0.102	0.036	0.3438	-0.0141	0.6882
ECTS credits	S2 citations per paper	815	0.0658	-0.003	0.134	0.0603	0.059	0.0926
ECTS credits	Composite (PC1)	794	0.0929	0.024	0.161	0.0088	0.0827	0.0198
Fee-free	GS mean h-index	800	0.016	-0.053	0.085	0.6514	0.0341	0.3357
Fee-free	GS mean i10	800	-0.0102	-0.079	0.059	0.7741	0.0225	0.5253
Fee-free	GS citations	817	-0.1216	-0.189	-0.053	0.0005	-0.0096	0.7838
Fee-free	GS citations per member	817	-0.006	-0.075	0.063	0.8635	-0.0105	0.7651
Fee-free	GS citations per paper	817	0.0177	-0.051	0.086	0.6138	0.004	0.9083
Fee-free	GS papers	817	-0.1259	-0.193	-0.058	0.0003	-0.0174	0.6191
Fee-free	GS papers per member	817	-0.0463	-0.115	0.022	0.1861	-0.0346	0.3226
Fee-free	OA mean h-index	797	0.0854	0.016	0.154	0.0159	0.0653	0.0656
Fee-free	OA mean i10	797	0.096	0.027	0.164	0.0067	0.0458	0.1961
Fee-free	OA citations per member	817	0.0275	-0.041	0.096	0.4322	-0.0078	0.8234
Fee-free	OA citations per paper	817	0.0179	-0.051	0.086	0.6092	0.015	0.6696
Fee-free	S2 mean h-index	805	-0.0114	-0.08	0.058	0.7461	-0.0405	0.2505
Fee-free	S2 mean i10	805	0.0343	-0.035	0.103	0.3307	-0.0257	0.4672
Fee-free	S2 citations per member	817	0.0036	-0.065	0.072	0.9187	-0.0634	0.0699
Fee-free	S2 citations per paper	817	-0.0199	-0.088	0.049	0.5701	-0.0218	0.5339
Fee-free	Composite (PC1)	796	0.0153	-0.054	0.085	0.6654	0.0168	0.637
English-taught	GS mean h-index	800	-0.0092	-0.078	0.06	0.795	0.0081	0.8201
English-taught	GS mean i10	800	-0.0278	-0.097	0.042	0.4321	0.0104	0.7695
English-taught	GS citations	817	-0.0944	-0.162	-0.026	0.0069	0.02	0.5675
English-taught	GS citations per member	817	-0.0097	-0.078	0.059	0.7821	0.0202	0.5647
English-taught	GS citations per paper	817	-0.0002	-0.069	0.068	0.9964	-0.0052	0.8822
English-taught	GS papers	817	-0.0925	-0.16	-0.024	0.0082	0.032	0.3613

Criterion	Indicator	n	r	CI low	CI high	p	Spearman	p (Spearman)
English-taught	GS papers per member	817	0.0118	-0.057	0.08	0.7366	0.0426	0.2235
English-taught	OA mean h-index	797	0.0062	-0.063	0.076	0.8602	0.0017	0.9612
English-taught	OA mean i10	797	-0.0201	-0.089	0.049	0.571	0.0079	0.8241
English-taught	OA citations per member	817	0.0011	-0.067	0.07	0.9744	0.0435	0.2139
English-taught	OA citations per paper	817	0.0392	-0.029	0.108	0.2626	0.0248	0.4784
English-taught	S2 mean h-index	805	0.0327	-0.036	0.102	0.354	0.0572	0.1052
English-taught	S2 mean i10	805	0.0334	-0.036	0.102	0.3444	0.0355	0.3148
English-taught	S2 citations per member	817	0.0486	-0.02	0.117	0.1652	0.0299	0.3934
English-taught	S2 citations per paper	817	0.0371	-0.032	0.105	0.2895	0.0186	0.5955
English-taught	Composite (PC1)	796	-0.0066	-0.076	0.063	0.8517	0.0069	0.8469
Athens or Thessaloniki	GS mean h-index	800	0.0959	0.027	0.164	0.0066	0.0941	0.0077
Athens or Thessaloniki	GS mean i10	800	0.1119	0.043	0.18	0.0015	0.1069	0.0025
Athens or Thessaloniki	GS citations	817	0.2927	0.229	0.354	0.0	0.2032	0.0
Athens or Thessaloniki	GS citations per member	817	-0.0069	-0.075	0.062	0.8448	0.1044	0.0028
Athens or Thessaloniki	GS citations per paper	817	0.0393	-0.029	0.108	0.2619	0.0814	0.02
Athens or Thessaloniki	GS papers	817	0.3062	0.243	0.367	0.0	0.2447	0.0
Athens or Thessaloniki	GS papers per member	817	0.053	-0.016	0.121	0.13	0.128	0.0002
Athens or Thessaloniki	OA mean h-index	797	0.1632	0.095	0.23	0.0	0.1591	0.0
Athens or Thessaloniki	OA mean i10	797	0.1979	0.13	0.264	0.0	0.206	0.0
Athens or Thessaloniki	OA citations per member	817	0.189	0.122	0.254	0.0	0.2191	0.0
Athens or Thessaloniki	OA citations per paper	817	0.179	0.112	0.245	0.0	0.174	0.0
Athens or Thessaloniki	S2 mean h-index	805	-0.07	-0.138	-0.001	0.0472	-0.0696	0.0482
Athens or Thessaloniki	S2 mean i10	805	-0.0666	-0.135	0.003	0.0589	-0.0408	0.2472
Athens or Thessaloniki	S2 citations per member	817	-0.024	-0.092	0.045	0.4939	0.0175	0.6166
Athens or Thessaloniki	S2 citations per paper	817	0.0806	0.012	0.148	0.0212	0.0868	0.0131
Athens or Thessaloniki	Composite (PC1)	796	0.0734	0.004	0.142	0.0384	0.0985	0.0054
Constituent departments	GS mean h-index	800	0.016	-0.053	0.085	0.6519	0.0003	0.9935
Constituent departments	GS mean i10	800	0.0111	-0.058	0.08	0.7543	0.0182	0.6074
Constituent departments	GS citations	817	0.0247	-0.044	0.093	0.4809	0.0509	0.1457
Constituent departments	GS citations per member	817	-0.0281	-0.097	0.041	0.4224	0.0117	0.7376
Constituent departments	GS citations per paper	817	-0.0169	-0.085	0.052	0.6295	-0.0066	0.8512
Constituent departments	GS papers	817	0.0369	-0.032	0.105	0.2921	0.062	0.0767
Constituent departments	GS papers per member	817	-0.007	-0.076	0.062	0.8424	0.0037	0.915
Constituent departments	OA mean h-index	797	0.0327	-0.037	0.102	0.3566	0.0029	0.9345
Constituent departments	OA mean i10	797	0.0295	-0.04	0.099	0.4061	0.0194	0.5839
Constituent departments	OA citations per member	817	0.0369	-0.032	0.105	0.2915	0.0289	0.4101
Constituent departments	OA citations per paper	817	0.0146	-0.054	0.083	0.677	-0.0042	0.9049
Constituent departments	S2 mean h-index	805	-0.0537	-0.122	0.015	0.1276	-0.0358	0.3105

Table 18. Every criterion against every research indicator (continued, 3 of 3)

Criterion	Indicator	n	r	CI low	CI high	p	Spearman	p (Spearman)
Constituent departments	S2 mean i10	805	-0.0362	-0.105	0.033	0.305	-0.011	0.7549
Constituent departments	S2 citations per member	817	-0.0196	-0.088	0.049	0.575	-0.0005	0.9895
Constituent departments	S2 citations per paper	817	-0.0071	-0.076	0.062	0.8392	-0.0328	0.3486
Constituent departments	Composite (PC1)	796	-0.0072	-0.077	0.062	0.8393	-0.0162	0.6486
Faculty of teaching department(s)	GS mean h-index	800	0.5537	0.504	0.6	0.0	0.4698	0.0
Faculty of teaching department(s)	GS mean i10	800	0.581	0.533	0.625	0.0	0.489	0.0
Faculty of teaching department(s)	GS citations	817	0.9125	0.9	0.923	0.0	0.6894	0.0
Faculty of teaching department(s)	GS citations per member	817	0.1509	0.083	0.217	0.0	0.4338	0.0
Faculty of teaching department(s)	GS citations per paper	817	0.283	0.219	0.345	0.0	0.4394	0.0
Faculty of teaching department(s)	GS papers	817	0.9421	0.934	0.949	0.0	0.7382	0.0
Faculty of teaching department(s)	GS papers per member	817	0.2416	0.176	0.305	0.0	0.3148	0.0
Faculty of teaching department(s)	OA mean h-index	797	0.5158	0.463	0.565	0.0	0.5222	0.0
Faculty of teaching department(s)	OA mean i10	797	0.5732	0.525	0.618	0.0	0.5699	0.0

Criterion	Indicator	n	r	CI low	CI high	p	Spearman	p (Spearman)
Faculty of teaching department(s)	OA citations per member	817	0.6107	0.566	0.652	0.0	0.5924	0.0
Faculty of teaching department(s)	OA citations per paper	817	0.4097	0.351	0.465	0.0	0.5035	0.0
Faculty of teaching department(s)	S2 mean h-index	805	-0.1372	-0.204	-0.069	0.0001	-0.1362	0.0001
Faculty of teaching department(s)	S2 mean i10	805	-0.0838	-0.152	-0.015	0.0174	0.0591	0.0939
Faculty of teaching department(s)	S2 citations per member	817	-0.0982	-0.166	-0.03	0.005	0.0686	0.0499
Faculty of teaching department(s)	S2 citations per paper	817	0.2118	0.145	0.276	0.0	0.2796	0.0
Faculty of teaching department(s)	Composite (PC1)	796	0.4155	0.356	0.471	0.0	0.4147	0.0

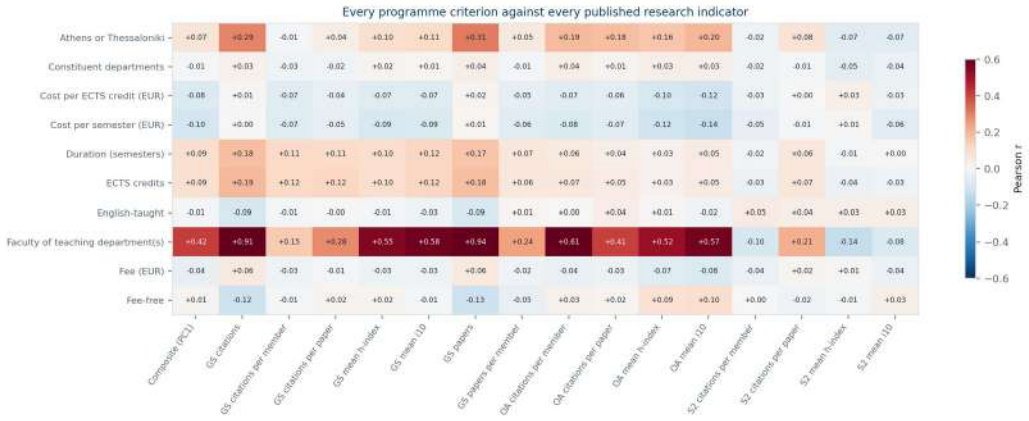

Figure 12. Correlation of every criterion with every research indicator

The only strong associations involve faculty size, which enters the output indicators mechanically: a larger department publishes more. Every fee-related row is flat.

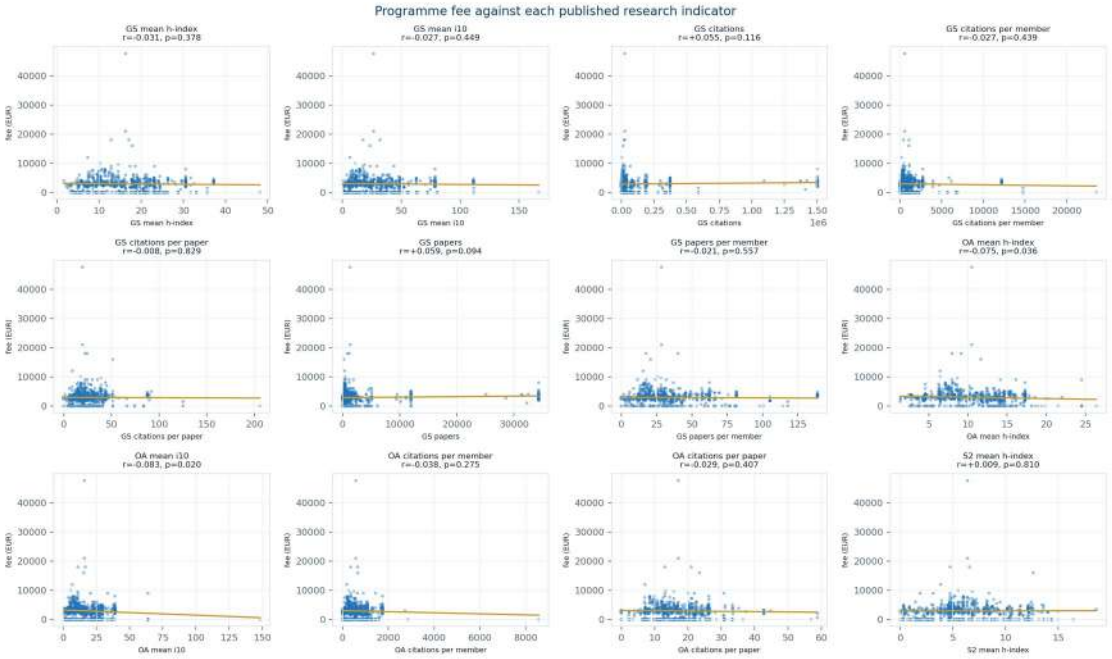

Figure 13. Programme fee against each research indicator

Table 19. Criterion against research standing, within each field (continued, 1 of 7)

Field	Criterion	Indicator	n	r	CI low	CI high	p
01 Economics & Business	Fee (EUR)	GS mean h-index	160	-0.0148	-0.17	0.141	0.8528
01 Economics & Business	Fee (EUR)	GS mean i10	145	-0.0927	-0.252	0.071	0.2675
01 Economics & Business	Fee (EUR)	GS citations	145	-0.0172	-0.18	0.146	0.8373
01 Economics & Business	Fee (EUR)	GS citations per member	145	-0.0652	-0.226	0.099	0.4356
01 Economics & Business	Fee (EUR)	GS citations per paper	145	0.1823	0.02	0.335	0.0282
01 Economics & Business	Fee (EUR)	GS papers	145	-0.1048	-0.263	0.059	0.2095

Field	Criterion	Indicator	n	r	CI low	CI high	p
01 Economics & Business	Fee (EUR)	GS papers per member	145	-0.2939	-0.436	-0.137	0.0003
01 Economics & Business	Fee (EUR)	OA mean h-index	160	-0.0394	-0.193	0.117	0.6211
01 Economics & Business	Fee (EUR)	OA mean i10	145	-0.1522	-0.308	0.011	0.0676
01 Economics & Business	Fee (EUR)	OA citations per member	145	-0.0964	-0.255	0.068	0.2488
01 Economics & Business	Fee (EUR)	OA citations per paper	145	0.062	-0.102	0.223	0.4586
01 Economics & Business	Fee (EUR)	S2 mean h-index	160	-0.0696	-0.222	0.086	0.3817
01 Economics & Business	Fee (EUR)	S2 mean i10	145	-0.1577	-0.313	0.005	0.0582
01 Economics & Business	Fee (EUR)	S2 citations per member	145	-0.1519	-0.307	0.011	0.0682
01 Economics & Business	Fee (EUR)	S2 citations per paper	145	0.0228	-0.141	0.185	0.7858
01 Economics & Business	Fee (EUR)	Composite (PC1)	145	-0.0981	-0.257	0.066	0.2405
01 Economics & Business	Cost per semester (EUR)	Composite (PC1)	145	-0.1393	-0.296	0.024	0.0946
01 Economics & Business	Cost per ECTS credit (EUR)	GS mean h-index	159	-0.0386	-0.193	0.118	0.6289
01 Economics & Business	Cost per ECTS credit (EUR)	GS mean i10	144	-0.1524	-0.308	0.011	0.0682
01 Economics & Business	Cost per ECTS credit (EUR)	GS citations	144	-0.0541	-0.216	0.11	0.5198
01 Economics & Business	Cost per ECTS credit (EUR)	GS citations per member	144	-0.08	-0.24	0.085	0.3406
01 Economics & Business	Cost per ECTS credit (EUR)	GS citations per paper	144	0.1433	-0.021	0.3	0.0866
01 Economics & Business	Cost per ECTS credit (EUR)	GS papers	144	-0.1231	-0.281	0.041	0.1414
01 Economics & Business	Cost per ECTS credit (EUR)	GS papers per member	144	-0.275	-0.42	-0.117	0.0008
01 Economics & Business	Cost per ECTS credit (EUR)	OA mean h-index	159	-0.0651	-0.219	0.091	0.4147
01 Economics & Business	Cost per ECTS credit (EUR)	OA mean i10	144	-0.2123	-0.363	-0.05	0.0106
01 Economics & Business	Cost per ECTS credit (EUR)	OA citations per member	144	-0.1516	-0.308	0.012	0.0696
01 Economics & Business	Cost per ECTS credit (EUR)	OA citations per paper	144	0.0013	-0.162	0.165	0.9873
01 Economics & Business	Cost per ECTS credit (EUR)	S2 mean h-index	159	-0.0611	-0.215	0.095	0.4445
01 Economics & Business	Cost per ECTS credit (EUR)	S2 mean i10	144	-0.158	-0.313	0.006	0.0586
01 Economics & Business	Cost per ECTS credit (EUR)	S2 citations per member	144	-0.1555	-0.311	0.008	0.0627
01 Economics & Business	Cost per ECTS credit (EUR)	S2 citations per paper	144	-0.0049	-0.168	0.159	0.9531
01 Economics & Business	Cost per ECTS credit (EUR)	Composite (PC1)	144	-0.1299	-0.287	0.034	0.1207
01 Economics & Business	Duration (semesters)	GS mean h-index	160	0.0521	-0.104	0.206	0.5132
01 Economics & Business	Duration (semesters)	GS mean i10	145	0.1627	-0.0	0.317	0.0505
01 Economics & Business	Duration (semesters)	GS citations	145	0.1034	-0.061	0.262	0.2157
01 Economics & Business	Duration (semesters)	GS citations per member	145	0.0444	-0.119	0.206	0.5961
01 Economics & Business	Duration (semesters)	GS citations per paper	145	0.0939	-0.07	0.253	0.2613
01 Economics & Business	Duration (semesters)	GS papers	145	0.046	-0.118	0.207	0.5825
01 Economics & Business	Duration (semesters)	GS papers per member	145	-0.0482	-0.21	0.116	0.5646
01 Economics & Business	Duration (semesters)	OA mean h-index	160	0.0403	-0.116	0.194	0.6129
01 Economics & Business	Duration (semesters)	OA mean i10	145	0.1627	-0.0	0.317	0.0506
01 Economics & Business	Duration (semesters)	OA citations per member	145	0.1137	-0.05	0.272	0.1734
01 Economics & Business	Duration (semesters)	OA citations per paper	145	0.0898	-0.074	0.249	0.2826
01 Economics & Business	Duration (semesters)	S2 mean h-index	160	-0.0406	-0.195	0.115	0.61
01 Economics & Business	Duration (semesters)	S2 mean i10	145	0.0215	-0.142	0.184	0.7978
01 Economics & Business	Duration (semesters)	S2 citations per member	145	0.0198	-0.144	0.182	0.8131
01 Economics & Business	Duration (semesters)	S2 citations per paper	145	0.0592	-0.105	0.22	0.479
01 Economics & Business	Duration (semesters)	Composite (PC1)	145	0.0802	-0.084	0.24	0.3374
01 Economics & Business	ECTS credits	GS mean h-index	159	0.0343	-0.122	0.189	0.6676
01 Economics & Business	ECTS credits	GS mean i10	144	0.1739	0.011	0.328	0.0371
01 Economics & Business	ECTS credits	GS citations	144	0.1045	-0.06	0.264	0.2126
01 Economics & Business	ECTS credits	GS citations per member	144	0.0072	-0.157	0.171	0.9322
01 Economics & Business	ECTS credits	GS citations per paper	144	0.0826	-0.082	0.243	0.3248
01 Economics & Business	ECTS credits	GS papers	144	0.0553	-0.109	0.217	0.5106
01 Economics & Business	ECTS credits	GS papers per member	144	-0.0756	-0.236	0.089	0.3677
01 Economics & Business	ECTS credits	OA mean h-index	159	0.0204	-0.136	0.176	0.7983
01 Economics & Business	ECTS credits	OA mean i10	144	0.1528	-0.011	0.309	0.0675
01 Economics & Business	ECTS credits	OA citations per member	144	0.1201	-0.044	0.278	0.1517
01 Economics & Business	ECTS credits	OA citations per paper	144	0.1227	-0.042	0.281	0.1428
01 Economics & Business	ECTS credits	S2 mean h-index	159	-0.0506	-0.205	0.106	0.5265

Field	Criterion	Indicator	n	r	CI low	CI high	p
01 Economics & Business	ECTS credits	S2 mean i10	144	-0.0153	-0.178	0.149	0.8554
01 Economics & Business	ECTS credits	S2 citations per member	144	0.0077	-0.156	0.171	0.9274
01 Economics & Business	ECTS credits	S2 citations per paper	144	0.0626	-0.102	0.224	0.456
01 Economics & Business	ECTS credits	Composite (PC1)	144	0.0623	-0.102	0.224	0.4584
01 Economics & Business	Fee-free	Composite (PC1)	145	0.0325	-0.131	0.194	0.6984
01 Economics & Business	English-taught	Composite (PC1)	145	-0.0334	-0.195	0.13	0.6903
01 Economics & Business	Athens or Thessaloniki	Composite (PC1)	145	0.1439	-0.02	0.3	0.0841
01 Economics & Business	Constituent departments	Composite (PC1)	145	-0.1031	-0.262	0.061	0.217
01 Economics & Business	Faculty of teaching department(s)	Composite (PC1)	145	0.0597	-0.104	0.221	0.4754

Table 19. Criterion against research standing, within each field (continued, 2 of 7)

Field	Criterion	Indicator	n	r	CI low	CI high	p
02 Engineering & Computer Science	Fee (EUR)	GS mean h-index	170	-0.1083	-0.255	0.043	0.1598
02 Engineering & Computer Science	Fee (EUR)	GS mean i10	163	-0.1195	-0.268	0.035	0.1287
02 Engineering & Computer Science	Fee (EUR)	GS citations	169	-0.1028	-0.25	0.049	0.1835
02 Engineering & Computer Science	Fee (EUR)	GS citations per member	169	-0.1261	-0.272	0.025	0.1022
02 Engineering & Computer Science	Fee (EUR)	GS citations per paper	169	-0.1147	-0.261	0.037	0.1376
02 Engineering & Computer Science	Fee (EUR)	GS papers	169	-0.0802	-0.228	0.072	0.3002
02 Engineering & Computer Science	Fee (EUR)	GS papers per member	169	-0.0634	-0.212	0.088	0.4125
02 Engineering & Computer Science	Fee (EUR)	OA mean h-index	170	-0.1196	-0.265	0.032	0.1204
02 Engineering & Computer Science	Fee (EUR)	OA mean i10	163	-0.1183	-0.267	0.036	0.1324
02 Engineering & Computer Science	Fee (EUR)	OA citations per member	169	-0.0858	-0.234	0.066	0.2675
02 Engineering & Computer Science	Fee (EUR)	OA citations per paper	169	0.0085	-0.143	0.159	0.9129
02 Engineering & Computer Science	Fee (EUR)	S2 mean h-index	174	-0.0436	-0.191	0.106	0.5682
02 Engineering & Computer Science	Fee (EUR)	S2 mean i10	166	-0.0373	-0.189	0.116	0.633
02 Engineering & Computer Science	Fee (EUR)	S2 citations per member	169	-0.0302	-0.18	0.121	0.6967
02 Engineering & Computer Science	Fee (EUR)	S2 citations per paper	169	-0.0831	-0.231	0.069	0.2827
02 Engineering & Computer Science	Fee (EUR)	Composite (PC1)	163	-0.1362	-0.284	0.018	0.083
02 Engineering & Computer Science	Cost per semester (EUR)	Composite (PC1)	163	-0.1413	-0.289	0.013	0.0721
02 Engineering & Computer Science	Cost per ECTS credit (EUR)	GS mean h-index	170	-0.1099	-0.256	0.041	0.1536
02 Engineering & Computer Science	Cost per ECTS credit (EUR)	GS mean i10	163	-0.1252	-0.274	0.029	0.1114
02 Engineering & Computer Science	Cost per ECTS credit (EUR)	GS citations	169	-0.097	-0.244	0.055	0.2095
02 Engineering & Computer Science	Cost per ECTS credit (EUR)	GS citations per member	169	-0.1327	-0.278	0.019	0.0855
02 Engineering & Computer Science	Cost per ECTS credit (EUR)	GS citations per paper	169	-0.1206	-0.267	0.031	0.1184
02 Engineering & Computer Science	Cost per ECTS credit (EUR)	GS papers	169	-0.0708	-0.219	0.081	0.3605
02 Engineering & Computer Science	Cost per ECTS credit (EUR)	GS papers per member	169	-0.0567	-0.206	0.095	0.4637
02 Engineering & Computer Science	Cost per ECTS credit (EUR)	OA mean h-index	170	-0.1031	-0.25	0.048	0.1809
02 Engineering & Computer Science	Cost per ECTS credit (EUR)	OA mean i10	163	-0.112	-0.261	0.042	0.1548
02 Engineering & Computer Science	Cost per ECTS credit (EUR)	OA citations per member	169	-0.0867	-0.235	0.065	0.2626
02 Engineering & Computer Science	Cost per ECTS credit (EUR)	OA citations per paper	169	-0.0036	-0.154	0.147	0.963
02 Engineering & Computer Science	Cost per ECTS credit (EUR)	S2 mean h-index	174	-0.0413	-0.189	0.108	0.5888
02 Engineering & Computer Science	Cost per ECTS credit (EUR)	S2 mean i10	166	-0.0528	-0.203	0.1	0.4993
02 Engineering & Computer Science	Cost per ECTS credit (EUR)	S2 citations per member	169	-0.0433	-0.193	0.108	0.5762
02 Engineering & Computer Science	Cost per ECTS credit (EUR)	S2 citations per paper	169	-0.1164	-0.263	0.035	0.1317
02 Engineering & Computer Science	Cost per ECTS credit (EUR)	Composite (PC1)	163	-0.1415	-0.289	0.012	0.0715
02 Engineering & Computer Science	Duration (semesters)	GS mean h-index	172	-0.0032	-0.153	0.147	0.9671
02 Engineering & Computer Science	Duration (semesters)	GS mean i10	165	-0.0399	-0.192	0.114	0.6106
02 Engineering & Computer Science	Duration (semesters)	GS citations	171	-0.0946	-0.241	0.056	0.2183
02 Engineering & Computer Science	Duration (semesters)	GS citations per member	171	-0.0185	-0.168	0.132	0.81
02 Engineering & Computer Science	Duration (semesters)	GS citations per paper	171	0.0044	-0.146	0.154	0.954
02 Engineering & Computer Science	Duration (semesters)	GS papers	171	-0.0993	-0.246	0.052	0.1962
02 Engineering & Computer Science	Duration (semesters)	GS papers per member	171	-0.0552	-0.204	0.096	0.4737
02 Engineering & Computer Science	Duration (semesters)	OA mean h-index	172	0.0344	-0.116	0.183	0.6542
02 Engineering & Computer Science	Duration (semesters)	OA mean i10	165	0.0142	-0.139	0.167	0.8568
02 Engineering & Computer Science	Duration (semesters)	OA citations per member	171	0.0777	-0.073	0.225	0.3125

Field	Criterion	Indicator	n	r	CI low	CI high	p
02 Engineering & Computer Science	Duration (semesters)	OA citations per paper	171	0.127	-0.024	0.272	0.0979
02 Engineering & Computer Science	Duration (semesters)	S2 mean h-index	176	0.0989	-0.05	0.243	0.1917
02 Engineering & Computer Science	Duration (semesters)	S2 mean i10	168	0.1474	-0.004	0.292	0.0566
02 Engineering & Computer Science	Duration (semesters)	S2 citations per member	171	0.0993	-0.052	0.246	0.1963
02 Engineering & Computer Science	Duration (semesters)	S2 citations per paper	171	0.15	-0.0	0.293	0.0502
02 Engineering & Computer Science	Duration (semesters)	Composite (PC1)	165	0.0156	-0.138	0.168	0.8425
02 Engineering & Computer Science	ECTS credits	GS mean h-index	172	-0.0163	-0.166	0.134	0.8318
02 Engineering & Computer Science	ECTS credits	GS mean i10	165	-0.0638	-0.215	0.09	0.4152
02 Engineering & Computer Science	ECTS credits	GS citations	171	-0.1202	-0.265	0.03	0.1175
02 Engineering & Computer Science	ECTS credits	GS citations per member	171	-0.0319	-0.181	0.119	0.6783
02 Engineering & Computer Science	ECTS credits	GS citations per paper	171	-0.0076	-0.157	0.143	0.9217
02 Engineering & Computer Science	ECTS credits	GS papers	171	-0.1251	-0.27	0.025	0.103
02 Engineering & Computer Science	ECTS credits	GS papers per member	171	-0.0685	-0.216	0.082	0.3733
02 Engineering & Computer Science	ECTS credits	OA mean h-index	172	0.0133	-0.137	0.163	0.863
02 Engineering & Computer Science	ECTS credits	OA mean i10	165	-0.0166	-0.169	0.137	0.8325
02 Engineering & Computer Science	ECTS credits	OA citations per member	171	0.0615	-0.089	0.21	0.4241
02 Engineering & Computer Science	ECTS credits	OA citations per paper	171	0.111	-0.04	0.257	0.1485
02 Engineering & Computer Science	ECTS credits	S2 mean h-index	176	0.0788	-0.07	0.224	0.2985
02 Engineering & Computer Science	ECTS credits	S2 mean i10	168	0.1166	-0.035	0.263	0.1322
02 Engineering & Computer Science	ECTS credits	S2 citations per member	171	0.084	-0.067	0.231	0.2746
02 Engineering & Computer Science	ECTS credits	S2 citations per paper	171	0.1277	-0.023	0.273	0.096
02 Engineering & Computer Science	ECTS credits	Composite (PC1)	165	-0.0134	-0.166	0.14	0.8639
02 Engineering & Computer Science	Fee-free	Composite (PC1)	165	0.0777	-0.076	0.228	0.3214
02 Engineering & Computer Science	English-taught	Composite (PC1)	165	0.228	0.078	0.368	0.0032
02 Engineering & Computer Science	Athens or Thessaloniki	Composite (PC1)	165	0.0848	-0.069	0.235	0.2788
02 Engineering & Computer Science	Constituent departments	Composite (PC1)	165	-0.017	-0.169	0.136	0.828
02 Engineering & Computer Science	Faculty of teaching department(s)	Composite (PC1)	165	0.1426	-0.01	0.289	0.0677

Table 19. Criterion against research standing, within each field (continued, 3 of 7)

Field	Criterion	Indicator	n	r	CI low	CI high	p
03 Medicine & Health Sciences	Fee (EUR)	GS mean h-index	192	-0.099	-0.237	0.043	0.1718
03 Medicine & Health Sciences	Fee (EUR)	GS mean i10	189	-0.0777	-0.218	0.066	0.2882
03 Medicine & Health Sciences	Fee (EUR)	GS citations	189	-0.0199	-0.162	0.123	0.7861
03 Medicine & Health Sciences	Fee (EUR)	GS citations per member	189	-0.0425	-0.184	0.101	0.5611
03 Medicine & Health Sciences	Fee (EUR)	GS citations per paper	189	-0.1479	-0.285	-0.005	0.0423
03 Medicine & Health Sciences	Fee (EUR)	GS papers	189	-0.0271	-0.169	0.116	0.7111
03 Medicine & Health Sciences	Fee (EUR)	GS papers per member	189	-0.0167	-0.159	0.126	0.8199
03 Medicine & Health Sciences	Fee (EUR)	OA mean h-index	192	-0.1645	-0.299	-0.023	0.0226
03 Medicine & Health Sciences	Fee (EUR)	OA mean i10	189	-0.1213	-0.26	0.022	0.0963
03 Medicine & Health Sciences	Fee (EUR)	OA citations per member	189	-0.1113	-0.25	0.032	0.1272
03 Medicine & Health Sciences	Fee (EUR)	OA citations per paper	189	-0.1205	-0.259	0.023	0.0987
03 Medicine & Health Sciences	Fee (EUR)	S2 mean h-index	192	0.0167	-0.125	0.158	0.818
03 Medicine & Health Sciences	Fee (EUR)	S2 mean i10	189	0.0369	-0.106	0.179	0.6142
03 Medicine & Health Sciences	Fee (EUR)	S2 citations per member	189	0.0076	-0.135	0.15	0.9176
03 Medicine & Health Sciences	Fee (EUR)	S2 citations per paper	189	-0.0216	-0.164	0.122	0.7681
03 Medicine & Health Sciences	Fee (EUR)	Composite (PC1)	189	-0.0955	-0.235	0.048	0.1912
03 Medicine & Health Sciences	Cost per semester (EUR)	Composite (PC1)	189	-0.0907	-0.23	0.053	0.2147
03 Medicine & Health Sciences	Cost per ECTS credit (EUR)	GS mean h-index	191	-0.0939	-0.233	0.049	0.1965
03 Medicine & Health Sciences	Cost per ECTS credit (EUR)	GS mean i10	188	-0.0723	-0.213	0.072	0.3241
03 Medicine & Health Sciences	Cost per ECTS credit (EUR)	GS citations	188	-0.0331	-0.175	0.111	0.6517
03 Medicine & Health Sciences	Cost per ECTS credit (EUR)	GS citations per member	188	-0.0392	-0.181	0.104	0.593
03 Medicine & Health Sciences	Cost per ECTS credit (EUR)	GS citations per paper	188	-0.115	-0.254	0.029	0.1162
03 Medicine & Health Sciences	Cost per ECTS credit (EUR)	GS papers	188	-0.0363	-0.178	0.107	0.6209
03 Medicine & Health Sciences	Cost per ECTS credit (EUR)	GS papers per member	188	-0.0292	-0.172	0.114	0.6912

Field	Criterion	Indicator	n	r	CI low	CI high	p
03 Medicine & Health Sciences	Cost per ECTS credit (EUR)	OA mean h-index	191	-0.1402	-0.277	0.002	0.053
03 Medicine & Health Sciences	Cost per ECTS credit (EUR)	OA mean i10	188	-0.1013	-0.241	0.042	0.1665
03 Medicine & Health Sciences	Cost per ECTS credit (EUR)	OA citations per member	188	-0.1029	-0.242	0.041	0.1599
03 Medicine & Health Sciences	Cost per ECTS credit (EUR)	OA citations per paper	188	-0.1094	-0.249	0.034	0.1351
03 Medicine & Health Sciences	Cost per ECTS credit (EUR)	S2 mean h-index	191	0.0053	-0.137	0.147	0.9425
03 Medicine & Health Sciences	Cost per ECTS credit (EUR)	S2 mean i10	188	0.0137	-0.13	0.156	0.8523
03 Medicine & Health Sciences	Cost per ECTS credit (EUR)	S2 citations per member	188	0.0229	-0.121	0.165	0.7556
03 Medicine & Health Sciences	Cost per ECTS credit (EUR)	S2 citations per paper	188	-0.0158	-0.159	0.128	0.8298
03 Medicine & Health Sciences	Cost per ECTS credit (EUR)	Composite (PC1)	188	-0.0865	-0.227	0.057	0.2381
03 Medicine & Health Sciences	Duration (semesters)	GS mean h-index	192	0.0327	-0.109	0.173	0.6526
03 Medicine & Health Sciences	Duration (semesters)	GS mean i10	189	0.0713	-0.072	0.212	0.3294
03 Medicine & Health Sciences	Duration (semesters)	GS citations	189	0.1859	0.044	0.32	0.0104
03 Medicine & Health Sciences	Duration (semesters)	GS citations per member	189	0.1288	-0.014	0.267	0.0774
03 Medicine & Health Sciences	Duration (semesters)	GS citations per paper	189	-0.0295	-0.172	0.114	0.6865
03 Medicine & Health Sciences	Duration (semesters)	GS papers	189	0.1691	0.027	0.304	0.02
03 Medicine & Health Sciences	Duration (semesters)	GS papers per member	189	0.1628	0.021	0.299	0.0252
03 Medicine & Health Sciences	Duration (semesters)	OA mean h-index	192	-0.0695	-0.209	0.073	0.3379
03 Medicine & Health Sciences	Duration (semesters)	OA mean i10	189	0.006	-0.137	0.149	0.9343
03 Medicine & Health Sciences	Duration (semesters)	OA citations per member	189	0.0456	-0.098	0.187	0.5336
03 Medicine & Health Sciences	Duration (semesters)	OA citations per paper	189	-0.0023	-0.145	0.14	0.9748
03 Medicine & Health Sciences	Duration (semesters)	S2 mean h-index	192	-0.0048	-0.146	0.137	0.9469
03 Medicine & Health Sciences	Duration (semesters)	S2 mean i10	189	0.0314	-0.112	0.173	0.6676
03 Medicine & Health Sciences	Duration (semesters)	S2 citations per member	189	0.0136	-0.129	0.156	0.8523
03 Medicine & Health Sciences	Duration (semesters)	S2 citations per paper	189	0.099	-0.044	0.238	0.1754
03 Medicine & Health Sciences	Duration (semesters)	Composite (PC1)	189	0.062	-0.081	0.203	0.3968
03 Medicine & Health Sciences	ECTS credits	GS mean h-index	191	0.037	-0.106	0.178	0.6111
03 Medicine & Health Sciences	ECTS credits	GS mean i10	188	0.0773	-0.067	0.218	0.2915
03 Medicine & Health Sciences	ECTS credits	GS citations	188	0.1789	0.037	0.314	0.014
03 Medicine & Health Sciences	ECTS credits	GS citations per member	188	0.1239	-0.02	0.262	0.0901
03 Medicine & Health Sciences	ECTS credits	GS citations per paper	188	-0.0385	-0.181	0.105	0.5998
03 Medicine & Health Sciences	ECTS credits	GS papers	188	0.164	0.021	0.3	0.0245
03 Medicine & Health Sciences	ECTS credits	GS papers per member	188	0.1605	0.018	0.297	0.0278
03 Medicine & Health Sciences	ECTS credits	OA mean h-index	191	-0.0756	-0.215	0.067	0.2986
03 Medicine & Health Sciences	ECTS credits	OA mean i10	188	0.0049	-0.138	0.148	0.9473
03 Medicine & Health Sciences	ECTS credits	OA citations per member	188	0.0431	-0.101	0.185	0.5569
03 Medicine & Health Sciences	ECTS credits	OA citations per paper	188	-0.0065	-0.15	0.137	0.929
03 Medicine & Health Sciences	ECTS credits	S2 mean h-index	191	-0.0291	-0.17	0.113	0.6891
03 Medicine & Health Sciences	ECTS credits	S2 mean i10	188	0.0067	-0.137	0.15	0.927
03 Medicine & Health Sciences	ECTS credits	S2 citations per member	188	-0.004	-0.147	0.139	0.9564
03 Medicine & Health Sciences	ECTS credits	S2 citations per paper	188	0.0906	-0.053	0.231	0.2163
03 Medicine & Health Sciences	ECTS credits	Composite (PC1)	188	0.0577	-0.086	0.199	0.4316
03 Medicine & Health Sciences	Fee-free	Composite (PC1)	189	-0.1016	-0.241	0.042	0.1644
03 Medicine & Health Sciences	English-taught	Composite (PC1)	189	-0.1863	-0.32	-0.045	0.0103
03 Medicine & Health Sciences	Athens or Thessaloniki	Composite (PC1)	189	0.2919	0.156	0.417	0.0
03 Medicine & Health Sciences	Constituent departments	Composite (PC1)	189	-0.0364	-0.178	0.107	0.6194
03 Medicine & Health Sciences	Faculty of teaching department(s)	Composite (PC1)	189	0.8	0.742	0.846	0.0

Table 19. Criterion against research standing, within each field (continued, 4 of 7)

Field	Criterion	Indicator	n	r	CI low	CI high	p
04 Natural Sciences & Mathematics	Fee (EUR)	GS mean h-index	90	0.0815	-0.128	0.284	0.4451
04 Natural Sciences & Mathematics	Fee (EUR)	GS mean i10	90	0.1715	-0.037	0.366	0.106
04 Natural Sciences & Mathematics	Fee (EUR)	GS citations	90	0.0696	-0.14	0.273	0.5146
04 Natural Sciences & Mathematics	Fee (EUR)	GS citations per member	90	0.1872	-0.021	0.38	0.0772
04 Natural Sciences & Mathematics	Fee (EUR)	GS citations per paper	90	0.0279	-0.18	0.234	0.7942

Field	Criterion	Indicator	n	r	CI low	CI high	p
04 Natural Sciences & Mathematics	Fee (EUR)	GS papers	90	0.0948	-0.114	0.296	0.3739
04 Natural Sciences & Mathematics	Fee (EUR)	GS papers per member	90	0.2601	0.056	0.443	0.0133
04 Natural Sciences & Mathematics	Fee (EUR)	OA mean h-index	90	-0.1633	-0.358	0.045	0.124
04 Natural Sciences & Mathematics	Fee (EUR)	OA mean i10	90	-0.1941	-0.386	0.013	0.0667
04 Natural Sciences & Mathematics	Fee (EUR)	OA citations per member	90	-0.1704	-0.365	0.038	0.1083
04 Natural Sciences & Mathematics	Fee (EUR)	OA citations per paper	90	-0.2038	-0.394	0.003	0.054
04 Natural Sciences & Mathematics	Fee (EUR)	S2 mean h-index	90	0.0616	-0.147	0.265	0.564
04 Natural Sciences & Mathematics	Fee (EUR)	S2 mean i10	90	0.037	-0.171	0.242	0.7289
04 Natural Sciences & Mathematics	Fee (EUR)	S2 citations per member	90	-0.0261	-0.232	0.182	0.8068
04 Natural Sciences & Mathematics	Fee (EUR)	S2 citations per paper	90	-0.2509	-0.435	-0.046	0.0171
04 Natural Sciences & Mathematics	Fee (EUR)	Composite (PC1)	90	0.0879	-0.121	0.29	0.4101
04 Natural Sciences & Mathematics	Cost per semester (EUR)	Composite (PC1)	90	0.012	-0.196	0.219	0.9108
04 Natural Sciences & Mathematics	Cost per ECTS credit (EUR)	GS mean h-index	90	0.0159	-0.192	0.222	0.8821
04 Natural Sciences & Mathematics	Cost per ECTS credit (EUR)	GS mean i10	90	0.0772	-0.132	0.28	0.4697
04 Natural Sciences & Mathematics	Cost per ECTS credit (EUR)	GS citations	90	0.0131	-0.194	0.22	0.9022
04 Natural Sciences & Mathematics	Cost per ECTS credit (EUR)	GS citations per member	90	0.0571	-0.152	0.261	0.593
04 Natural Sciences & Mathematics	Cost per ECTS credit (EUR)	GS citations per paper	90	-0.0551	-0.259	0.154	0.6058
04 Natural Sciences & Mathematics	Cost per ECTS credit (EUR)	GS papers	90	0.0609	-0.148	0.265	0.5684
04 Natural Sciences & Mathematics	Cost per ECTS credit (EUR)	GS papers per member	90	0.1293	-0.08	0.328	0.2245
04 Natural Sciences & Mathematics	Cost per ECTS credit (EUR)	OA mean h-index	90	-0.0907	-0.292	0.119	0.3953
04 Natural Sciences & Mathematics	Cost per ECTS credit (EUR)	OA mean i10	90	-0.1164	-0.316	0.093	0.2747
04 Natural Sciences & Mathematics	Cost per ECTS credit (EUR)	OA citations per member	90	-0.1147	-0.314	0.095	0.2818
04 Natural Sciences & Mathematics	Cost per ECTS credit (EUR)	OA citations per paper	90	-0.1569	-0.353	0.052	0.1396
04 Natural Sciences & Mathematics	Cost per ECTS credit (EUR)	S2 mean h-index	90	0.0795	-0.13	0.282	0.4563
04 Natural Sciences & Mathematics	Cost per ECTS credit (EUR)	S2 mean i10	90	0.0767	-0.133	0.279	0.4725
04 Natural Sciences & Mathematics	Cost per ECTS credit (EUR)	S2 citations per member	90	-0.0028	-0.21	0.204	0.9789
04 Natural Sciences & Mathematics	Cost per ECTS credit (EUR)	S2 citations per paper	90	-0.1227	-0.322	0.087	0.2493
04 Natural Sciences & Mathematics	Cost per ECTS credit (EUR)	Composite (PC1)	90	0.019	-0.189	0.225	0.8589
04 Natural Sciences & Mathematics	Duration (semesters)	GS mean h-index	92	0.2091	0.004	0.397	0.0455
04 Natural Sciences & Mathematics	Duration (semesters)	GS mean i10	92	0.2151	0.011	0.402	0.0395
04 Natural Sciences & Mathematics	Duration (semesters)	GS citations	92	0.0758	-0.131	0.276	0.4728
04 Natural Sciences & Mathematics	Duration (semesters)	GS citations per member	92	0.2363	0.033	0.421	0.0234
04 Natural Sciences & Mathematics	Duration (semesters)	GS citations per paper	92	0.1692	-0.037	0.361	0.1069
04 Natural Sciences & Mathematics	Duration (semesters)	GS papers	92	0.0303	-0.176	0.234	0.7742
04 Natural Sciences & Mathematics	Duration (semesters)	GS papers per member	92	0.2483	0.046	0.431	0.017
04 Natural Sciences & Mathematics	Duration (semesters)	OA mean h-index	92	-0.0417	-0.244	0.165	0.6931
04 Natural Sciences & Mathematics	Duration (semesters)	OA mean i10	92	-0.1326	-0.328	0.074	0.2078
04 Natural Sciences & Mathematics	Duration (semesters)	OA citations per member	92	-0.0999	-0.299	0.107	0.3436
04 Natural Sciences & Mathematics	Duration (semesters)	OA citations per paper	92	-0.1709	-0.363	0.035	0.1033
04 Natural Sciences & Mathematics	Duration (semesters)	S2 mean h-index	92	0.1927	-0.013	0.382	0.0657
04 Natural Sciences & Mathematics	Duration (semesters)	S2 mean i10	92	0.1703	-0.036	0.363	0.1045
04 Natural Sciences & Mathematics	Duration (semesters)	S2 citations per member	92	0.1255	-0.081	0.322	0.2333
04 Natural Sciences & Mathematics	Duration (semesters)	S2 citations per paper	92	-0.0741	-0.275	0.133	0.4824
04 Natural Sciences & Mathematics	Duration (semesters)	Composite (PC1)	92	0.1786	-0.027	0.37	0.0885
04 Natural Sciences & Mathematics	ECTS credits	GS mean h-index	92	0.3134	0.116	0.487	0.0023
04 Natural Sciences & Mathematics	ECTS credits	GS mean i10	92	0.3151	0.118	0.488	0.0022
04 Natural Sciences & Mathematics	ECTS credits	GS citations	92	0.1505	-0.056	0.345	0.1523
04 Natural Sciences & Mathematics	ECTS credits	GS citations per member	92	0.3359	0.141	0.506	0.0011
04 Natural Sciences & Mathematics	ECTS credits	GS citations per paper	92	0.2797	0.079	0.458	0.0069
04 Natural Sciences & Mathematics	ECTS credits	GS papers	92	0.0786	-0.128	0.279	0.4567
04 Natural Sciences & Mathematics	ECTS credits	GS papers per member	92	0.3541	0.161	0.521	0.0005
04 Natural Sciences & Mathematics	ECTS credits	OA mean h-index	92	0.0115	-0.194	0.216	0.9132
04 Natural Sciences & Mathematics	ECTS credits	OA mean i10	92	-0.0882	-0.288	0.119	0.403
04 Natural Sciences & Mathematics	ECTS credits	OA citations per member	92	-0.044	-0.247	0.162	0.6771
04 Natural Sciences & Mathematics	ECTS credits	OA citations per paper	92	-0.0523	-0.254	0.154	0.6206

Field	Criterion	Indicator	n	r	CI low	CI high	p
04 Natural Sciences & Mathematics	ECTS credits	S2 mean h-index	92	0.1961	-0.009	0.385	0.061
04 Natural Sciences & Mathematics	ECTS credits	S2 mean i10	92	0.1711	-0.035	0.363	0.103
04 Natural Sciences & Mathematics	ECTS credits	S2 citations per member	92	0.163	-0.043	0.356	0.1206
04 Natural Sciences & Mathematics	ECTS credits	S2 citations per paper	92	-0.0788	-0.279	0.128	0.4552
04 Natural Sciences & Mathematics	ECTS credits	Composite (PC1)	92	0.2849	0.085	0.463	0.0059
04 Natural Sciences & Mathematics	Fee-free	Composite (PC1)	92	-0.0569	-0.259	0.15	0.5902
04 Natural Sciences & Mathematics	English-taught	Composite (PC1)	92	-0.0652	-0.266	0.142	0.5371
04 Natural Sciences & Mathematics	Athens or Thessaloniki	Composite (PC1)	92	-0.1775	-0.369	0.028	0.0905
04 Natural Sciences & Mathematics	Constituent departments	Composite (PC1)	92	-0.1441	-0.339	0.063	0.1705
04 Natural Sciences & Mathematics	Faculty of teaching department(s)	Composite (PC1)	92	-0.0753	-0.276	0.132	0.4758

Table 19. Criterion against research standing, within each field (continued, 5 of 7)

Field	Criterion	Indicator	n	r	CI low	CI high	p
05 Life Sciences & Agriculture	Fee (EUR)	GS mean h-index	80	-0.0079	-0.227	0.212	0.9448
05 Life Sciences & Agriculture	Fee (EUR)	GS mean i10	77	0.0566	-0.17	0.277	0.6248
05 Life Sciences & Agriculture	Fee (EUR)	GS citations	77	0.1012	-0.126	0.318	0.381
05 Life Sciences & Agriculture	Fee (EUR)	GS citations per member	77	0.0766	-0.15	0.296	0.5079
05 Life Sciences & Agriculture	Fee (EUR)	GS citations per paper	77	0.119	-0.108	0.334	0.3028
05 Life Sciences & Agriculture	Fee (EUR)	GS papers	77	0.0958	-0.131	0.313	0.4072
05 Life Sciences & Agriculture	Fee (EUR)	GS papers per member	77	-0.0272	-0.25	0.198	0.8147
05 Life Sciences & Agriculture	Fee (EUR)	OA mean h-index	80	-0.0809	-0.295	0.141	0.4759
05 Life Sciences & Agriculture	Fee (EUR)	OA mean i10	77	0.0202	-0.205	0.243	0.8619
05 Life Sciences & Agriculture	Fee (EUR)	OA citations per member	77	-0.0053	-0.229	0.219	0.9634
05 Life Sciences & Agriculture	Fee (EUR)	OA citations per paper	77	0.0113	-0.213	0.235	0.9225
05 Life Sciences & Agriculture	Fee (EUR)	S2 mean h-index	80	0.0604	-0.161	0.276	0.5943
05 Life Sciences & Agriculture	Fee (EUR)	S2 mean i10	77	-0.0043	-0.228	0.22	0.9706
05 Life Sciences & Agriculture	Fee (EUR)	S2 citations per member	77	0.0413	-0.184	0.263	0.7216
05 Life Sciences & Agriculture	Fee (EUR)	S2 citations per paper	77	0.0589	-0.167	0.279	0.6107
05 Life Sciences & Agriculture	Fee (EUR)	Composite (PC1)	77	0.0407	-0.185	0.262	0.7252
05 Life Sciences & Agriculture	Cost per semester (EUR)	Composite (PC1)	77	0.0197	-0.205	0.243	0.865
05 Life Sciences & Agriculture	Cost per ECTS credit (EUR)	GS mean h-index	80	-0.0709	-0.286	0.151	0.5317
05 Life Sciences & Agriculture	Cost per ECTS credit (EUR)	GS mean i10	77	0.0071	-0.217	0.231	0.9511
05 Life Sciences & Agriculture	Cost per ECTS credit (EUR)	GS citations	77	0.0482	-0.178	0.269	0.6772
05 Life Sciences & Agriculture	Cost per ECTS credit (EUR)	GS citations per member	77	0.027	-0.198	0.249	0.8156
05 Life Sciences & Agriculture	Cost per ECTS credit (EUR)	GS citations per paper	77	0.0407	-0.185	0.262	0.7256
05 Life Sciences & Agriculture	Cost per ECTS credit (EUR)	GS papers	77	0.0466	-0.179	0.268	0.6876
05 Life Sciences & Agriculture	Cost per ECTS credit (EUR)	GS papers per member	77	-0.0342	-0.256	0.191	0.7675
05 Life Sciences & Agriculture	Cost per ECTS credit (EUR)	OA mean h-index	80	-0.1291	-0.339	0.093	0.2538
05 Life Sciences & Agriculture	Cost per ECTS credit (EUR)	OA mean i10	77	-0.0193	-0.242	0.206	0.8675
05 Life Sciences & Agriculture	Cost per ECTS credit (EUR)	OA citations per member	77	-0.066	-0.286	0.16	0.5685
05 Life Sciences & Agriculture	Cost per ECTS credit (EUR)	OA citations per paper	77	-0.0271	-0.25	0.198	0.8151
05 Life Sciences & Agriculture	Cost per ECTS credit (EUR)	S2 mean h-index	80	0.0876	-0.135	0.302	0.4396
05 Life Sciences & Agriculture	Cost per ECTS credit (EUR)	S2 mean i10	77	0.0562	-0.17	0.277	0.6272
05 Life Sciences & Agriculture	Cost per ECTS credit (EUR)	S2 citations per member	77	0.0963	-0.131	0.314	0.4048
05 Life Sciences & Agriculture	Cost per ECTS credit (EUR)	S2 citations per paper	77	-0.0019	-0.226	0.222	0.9866
05 Life Sciences & Agriculture	Cost per ECTS credit (EUR)	Composite (PC1)	77	0.0056	-0.219	0.229	0.9614
05 Life Sciences & Agriculture	Duration (semesters)	GS mean h-index	80	0.2487	0.031	0.444	0.0261
05 Life Sciences & Agriculture	Duration (semesters)	GS mean i10	77	0.2496	0.027	0.449	0.0286
05 Life Sciences & Agriculture	Duration (semesters)	GS citations	77	0.2185	-0.006	0.422	0.0562
05 Life Sciences & Agriculture	Duration (semesters)	GS citations per member	77	0.2704	0.049	0.466	0.0174
05 Life Sciences & Agriculture	Duration (semesters)	GS citations per paper	77	0.3055	0.087	0.496	0.0069
05 Life Sciences & Agriculture	Duration (semesters)	GS papers	77	0.1966	-0.029	0.403	0.0866
05 Life Sciences & Agriculture	Duration (semesters)	GS papers per member	77	0.0606	-0.166	0.281	0.6008
05 Life Sciences & Agriculture	Duration (semesters)	OA mean h-index	80	0.1988	-0.022	0.401	0.0771

Field	Criterion	Indicator	n	r	CI low	CI high	p
05 Life Sciences & Agriculture	Duration (semesters)	OA mean i10	77	0.2179	-0.006	0.421	0.057
05 Life Sciences & Agriculture	Duration (semesters)	OA citations per member	77	0.2518	0.029	0.45	0.0272
05 Life Sciences & Agriculture	Duration (semesters)	OA citations per paper	77	0.1698	-0.056	0.379	0.1398
05 Life Sciences & Agriculture	Duration (semesters)	S2 mean h-index	80	-0.2036	-0.405	0.017	0.0701
05 Life Sciences & Agriculture	Duration (semesters)	S2 mean i10	77	-0.2314	-0.433	-0.008	0.0429
05 Life Sciences & Agriculture	Duration (semesters)	S2 citations per member	77	-0.1865	-0.394	0.039	0.1044
05 Life Sciences & Agriculture	Duration (semesters)	S2 citations per paper	77	0.2603	0.039	0.458	0.0222
05 Life Sciences & Agriculture	Duration (semesters)	Composite (PC1)	77	0.1643	-0.062	0.375	0.1533
05 Life Sciences & Agriculture	ECTS credits	GS mean h-index	80	0.28	0.064	0.471	0.0119
05 Life Sciences & Agriculture	ECTS credits	GS mean i10	77	0.2639	0.042	0.461	0.0204
05 Life Sciences & Agriculture	ECTS credits	GS citations	77	0.2265	0.003	0.429	0.0476
05 Life Sciences & Agriculture	ECTS credits	GS citations per member	77	0.3035	0.085	0.494	0.0073
05 Life Sciences & Agriculture	ECTS credits	GS citations per paper	77	0.327	0.111	0.513	0.0037
05 Life Sciences & Agriculture	ECTS credits	GS papers	77	0.2071	-0.018	0.412	0.0707
05 Life Sciences & Agriculture	ECTS credits	GS papers per member	77	0.0908	-0.136	0.309	0.4322
05 Life Sciences & Agriculture	ECTS credits	OA mean h-index	80	0.272	0.056	0.464	0.0147
05 Life Sciences & Agriculture	ECTS credits	OA mean i10	77	0.2696	0.049	0.465	0.0177
05 Life Sciences & Agriculture	ECTS credits	OA citations per member	77	0.2946	0.076	0.486	0.0093
05 Life Sciences & Agriculture	ECTS credits	OA citations per paper	77	0.1862	-0.039	0.394	0.1049
05 Life Sciences & Agriculture	ECTS credits	S2 mean h-index	80	-0.1325	-0.342	0.09	0.2414
05 Life Sciences & Agriculture	ECTS credits	S2 mean i10	77	-0.1735	-0.383	0.053	0.1313
05 Life Sciences & Agriculture	ECTS credits	S2 citations per member	77	-0.1349	-0.348	0.092	0.2419
05 Life Sciences & Agriculture	ECTS credits	S2 citations per paper	77	0.3029	0.085	0.493	0.0074
05 Life Sciences & Agriculture	ECTS credits	Composite (PC1)	77	0.221	-0.003	0.424	0.0535
05 Life Sciences & Agriculture	Fee-free	Composite (PC1)	77	0.0713	-0.155	0.291	0.5376
05 Life Sciences & Agriculture	English-taught	Composite (PC1)	77	0.0825	-0.144	0.301	0.4759
05 Life Sciences & Agriculture	Athens or Thessaloniki	Composite (PC1)	77	0.4269	0.224	0.594	0.0001
05 Life Sciences & Agriculture	Constituent departments	Composite (PC1)	77	0.0817	-0.145	0.3	0.48
05 Life Sciences & Agriculture	Faculty of teaching department(s)	Composite (PC1)	77	0.3656	0.154	0.545	0.0011

Table 19. Criterion against research standing, within each field (continued, 6 of 7)

Field	Criterion	Indicator	n	r	CI low	CI high	p
06 Law, Political & Social Sciences	Fee (EUR)	GS mean h-index	78	0.1319	-0.093	0.344	0.2495
06 Law, Political & Social Sciences	Fee (EUR)	GS mean i10	67	0.2021	-0.04	0.422	0.1009
06 Law, Political & Social Sciences	Fee (EUR)	GS citations	67	0.1804	-0.062	0.403	0.144
06 Law, Political & Social Sciences	Fee (EUR)	GS citations per member	67	0.2098	-0.032	0.428	0.0884
06 Law, Political & Social Sciences	Fee (EUR)	GS citations per paper	67	0.2161	-0.025	0.434	0.0791
06 Law, Political & Social Sciences	Fee (EUR)	GS papers	67	0.1677	-0.076	0.392	0.1749
06 Law, Political & Social Sciences	Fee (EUR)	GS papers per member	67	0.1203	-0.124	0.35	0.3324
06 Law, Political & Social Sciences	Fee (EUR)	OA mean h-index	78	0.1809	-0.043	0.388	0.113
06 Law, Political & Social Sciences	Fee (EUR)	OA mean i10	67	0.2395	-0.001	0.454	0.051
06 Law, Political & Social Sciences	Fee (EUR)	OA citations per member	67	0.2883	0.052	0.494	0.018
06 Law, Political & Social Sciences	Fee (EUR)	OA citations per paper	67	0.2774	0.04	0.485	0.0231
06 Law, Political & Social Sciences	Fee (EUR)	S2 mean h-index	78	0.1078	-0.118	0.323	0.3474
06 Law, Political & Social Sciences	Fee (EUR)	S2 mean i10	67	0.0467	-0.196	0.284	0.7077
06 Law, Political & Social Sciences	Fee (EUR)	S2 citations per member	67	0.1292	-0.115	0.358	0.2975
06 Law, Political & Social Sciences	Fee (EUR)	S2 citations per paper	67	0.2058	-0.036	0.425	0.0947
06 Law, Political & Social Sciences	Fee (EUR)	Composite (PC1)	67	0.2454	0.005	0.459	0.0454
06 Law, Political & Social Sciences	Cost per semester (EUR)	Composite (PC1)	67	0.1079	-0.136	0.339	0.3846
06 Law, Political & Social Sciences	Cost per ECTS credit (EUR)	GS mean h-index	78	-0.006	-0.228	0.217	0.9587
06 Law, Political & Social Sciences	Cost per ECTS credit (EUR)	GS mean i10	67	0.1015	-0.142	0.334	0.4139
06 Law, Political & Social Sciences	Cost per ECTS credit (EUR)	GS citations	67	0.1133	-0.131	0.344	0.3615
06 Law, Political & Social Sciences	Cost per ECTS credit (EUR)	GS citations per member	67	0.0621	-0.181	0.298	0.6174
06 Law, Political & Social Sciences	Cost per ECTS credit (EUR)	GS citations per paper	67	0.0716	-0.172	0.307	0.5645

Field	Criterion	Indicator	n	r	CI low	CI high	p
06 Law, Political & Social Sciences	Cost per ECTS credit (EUR)	GS papers	67	0.1174	-0.126	0.348	0.344
06 Law, Political & Social Sciences	Cost per ECTS credit (EUR)	GS papers per member	67	0.007	-0.234	0.247	0.9552
06 Law, Political & Social Sciences	Cost per ECTS credit (EUR)	OA mean h-index	78	0.0591	-0.166	0.278	0.6074
06 Law, Political & Social Sciences	Cost per ECTS credit (EUR)	OA mean i10	67	0.1511	-0.092	0.378	0.2223
06 Law, Political & Social Sciences	Cost per ECTS credit (EUR)	OA citations per member	67	0.198	-0.044	0.418	0.1082
06 Law, Political & Social Sciences	Cost per ECTS credit (EUR)	OA citations per paper	67	0.229	-0.012	0.445	0.0623
06 Law, Political & Social Sciences	Cost per ECTS credit (EUR)	S2 mean h-index	78	0.0879	-0.137	0.304	0.4441
06 Law, Political & Social Sciences	Cost per ECTS credit (EUR)	S2 mean i10	67	0.0288	-0.213	0.267	0.8173
06 Law, Political & Social Sciences	Cost per ECTS credit (EUR)	S2 citations per member	67	0.093	-0.151	0.326	0.4539
06 Law, Political & Social Sciences	Cost per ECTS credit (EUR)	S2 citations per paper	67	0.1817	-0.061	0.404	0.1412
06 Law, Political & Social Sciences	Cost per ECTS credit (EUR)	Composite (PC1)	67	0.1123	-0.131	0.343	0.3654
06 Law, Political & Social Sciences	Duration (semesters)	GS mean h-index	78	0.2998	0.083	0.49	0.0077
06 Law, Political & Social Sciences	Duration (semesters)	GS mean i10	67	0.1688	-0.074	0.393	0.1722
06 Law, Political & Social Sciences	Duration (semesters)	GS citations	67	0.1111	-0.133	0.342	0.3709
06 Law, Political & Social Sciences	Duration (semesters)	GS citations per member	67	0.3284	0.096	0.527	0.0067
06 Law, Political & Social Sciences	Duration (semesters)	GS citations per paper	67	0.3201	0.087	0.52	0.0083
06 Law, Political & Social Sciences	Duration (semesters)	GS papers	67	0.0539	-0.189	0.29	0.6647
06 Law, Political & Social Sciences	Duration (semesters)	GS papers per member	67	0.258	0.019	0.469	0.035
06 Law, Political & Social Sciences	Duration (semesters)	OA mean h-index	78	0.2232	0.001	0.425	0.0495
06 Law, Political & Social Sciences	Duration (semesters)	OA mean i10	67	0.1225	-0.121	0.352	0.3232
06 Law, Political & Social Sciences	Duration (semesters)	OA citations per member	67	0.1271	-0.117	0.356	0.3053
06 Law, Political & Social Sciences	Duration (semesters)	OA citations per paper	67	0.0846	-0.159	0.318	0.4961
06 Law, Political & Social Sciences	Duration (semesters)	S2 mean h-index	78	-0.0845	-0.301	0.141	0.4618
06 Law, Political & Social Sciences	Duration (semesters)	S2 mean i10	67	-0.072	-0.307	0.171	0.5626
06 Law, Political & Social Sciences	Duration (semesters)	S2 citations per member	67	0.0236	-0.218	0.262	0.8498
06 Law, Political & Social Sciences	Duration (semesters)	S2 citations per paper	67	-0.0496	-0.286	0.193	0.69
06 Law, Political & Social Sciences	Duration (semesters)	Composite (PC1)	67	0.2554	0.016	0.467	0.037
06 Law, Political & Social Sciences	ECTS credits	GS mean h-index	78	0.3175	0.102	0.504	0.0046
06 Law, Political & Social Sciences	ECTS credits	GS mean i10	67	0.2147	-0.027	0.433	0.081
06 Law, Political & Social Sciences	ECTS credits	GS citations	67	0.151	-0.093	0.378	0.2226
06 Law, Political & Social Sciences	ECTS credits	GS citations per member	67	0.4431	0.227	0.618	0.0002
06 Law, Political & Social Sciences	ECTS credits	GS citations per paper	67	0.454	0.24	0.626	0.0001
06 Law, Political & Social Sciences	ECTS credits	GS papers	67	0.0938	-0.15	0.327	0.4501
06 Law, Political & Social Sciences	ECTS credits	GS papers per member	67	0.2726	0.035	0.481	0.0256
06 Law, Political & Social Sciences	ECTS credits	OA mean h-index	78	0.2978	0.081	0.488	0.0081
06 Law, Political & Social Sciences	ECTS credits	OA mean i10	67	0.2126	-0.029	0.431	0.0842
06 Law, Political & Social Sciences	ECTS credits	OA citations per member	67	0.2072	-0.035	0.426	0.0924
06 Law, Political & Social Sciences	ECTS credits	OA citations per paper	67	0.1221	-0.122	0.352	0.325
06 Law, Political & Social Sciences	ECTS credits	S2 mean h-index	78	-0.0671	-0.285	0.158	0.5595
06 Law, Political & Social Sciences	ECTS credits	S2 mean i10	67	-0.0344	-0.272	0.208	0.7824
06 Law, Political & Social Sciences	ECTS credits	S2 citations per member	67	0.0533	-0.189	0.29	0.6684
06 Law, Political & Social Sciences	ECTS credits	S2 citations per paper	67	-0.0033	-0.243	0.237	0.9788
06 Law, Political & Social Sciences	ECTS credits	Composite (PC1)	67	0.3437	0.113	0.539	0.0044
06 Law, Political & Social Sciences	Fee-free	Composite (PC1)	67	-0.2265	-0.443	0.014	0.0653
06 Law, Political & Social Sciences	English-taught	Composite (PC1)	67	0.0124	-0.228	0.252	0.9206
06 Law, Political & Social Sciences	Athens or Thessaloniki	Composite (PC1)	67	0.2997	0.064	0.504	0.0137
06 Law, Political & Social Sciences	Constituent departments	Composite (PC1)	67	0.2757	0.038	0.484	0.0239
06 Law, Political & Social Sciences	Faculty of teaching department(s)	Composite (PC1)	67	0.4465	0.231	0.62	0.0002

Table 19. Criterion against research standing, within each field (continued, 7 of 7)

Field	Criterion	Indicator	n	r	CI low	CI high	p
07 Humanities, Arts & Education	Fee (EUR)	GS mean h-index	172	0.0708	-0.08	0.218	0.3559
07 Humanities, Arts & Education	Fee (EUR)	GS mean i10	139	0.0038	-0.163	0.17	0.9643
07 Humanities, Arts & Education	Fee (EUR)	GS citations	150	-0.0787	-0.236	0.083	0.3382

Field	Criterion	Indicator	n	r	CI low	CI high	p
07 Humanities, Arts & Education	Fee (EUR)	GS citations per member	150	0.0861	-0.075	0.243	0.2946
07 Humanities, Arts & Education	Fee (EUR)	GS citations per paper	150	0.0063	-0.154	0.166	0.9386
07 Humanities, Arts & Education	Fee (EUR)	GS papers	150	-0.0745	-0.232	0.087	0.3649
07 Humanities, Arts & Education	Fee (EUR)	GS papers per member	150	0.1893	0.03	0.339	0.0204
07 Humanities, Arts & Education	Fee (EUR)	OA mean h-index	167	-0.1423	-0.288	0.01	0.0666
07 Humanities, Arts & Education	Fee (EUR)	OA mean i10	136	-0.1529	-0.313	0.016	0.0755
07 Humanities, Arts & Education	Fee (EUR)	OA citations per member	150	-0.0541	-0.212	0.107	0.5111
07 Humanities, Arts & Education	Fee (EUR)	OA citations per paper	150	-0.115	-0.27	0.046	0.1611
07 Humanities, Arts & Education	Fee (EUR)	S2 mean h-index	174	0.2642	0.12	0.397	0.0004
07 Humanities, Arts & Education	Fee (EUR)	S2 mean i10	141	0.3457	0.191	0.483	0.0
07 Humanities, Arts & Education	Fee (EUR)	S2 citations per member	150	0.2551	0.099	0.399	0.0016
07 Humanities, Arts & Education	Fee (EUR)	S2 citations per paper	150	0.0964	-0.065	0.253	0.2405
07 Humanities, Arts & Education	Fee (EUR)	Composite (PC1)	135	0.061	-0.109	0.228	0.4824
07 Humanities, Arts & Education	Cost per semester (EUR)	Composite (PC1)	135	0.0872	-0.083	0.252	0.3144
07 Humanities, Arts & Education	Cost per ECTS credit (EUR)	GS mean h-index	172	0.042	-0.108	0.19	0.5844
07 Humanities, Arts & Education	Cost per ECTS credit (EUR)	GS mean i10	139	0.05	-0.117	0.215	0.5586
07 Humanities, Arts & Education	Cost per ECTS credit (EUR)	GS citations	150	-0.0324	-0.192	0.129	0.6938
07 Humanities, Arts & Education	Cost per ECTS credit (EUR)	GS citations per member	150	0.1066	-0.055	0.262	0.1941
07 Humanities, Arts & Education	Cost per ECTS credit (EUR)	GS citations per paper	150	-0.0013	-0.162	0.159	0.9877
07 Humanities, Arts & Education	Cost per ECTS credit (EUR)	GS papers	150	-0.0252	-0.185	0.136	0.7596
07 Humanities, Arts & Education	Cost per ECTS credit (EUR)	GS papers per member	150	0.1831	0.024	0.334	0.0249
07 Humanities, Arts & Education	Cost per ECTS credit (EUR)	OA mean h-index	167	-0.0948	-0.243	0.058	0.2232
07 Humanities, Arts & Education	Cost per ECTS credit (EUR)	OA mean i10	136	-0.0901	-0.255	0.079	0.2971
07 Humanities, Arts & Education	Cost per ECTS credit (EUR)	OA citations per member	150	-0.0089	-0.169	0.152	0.9135
07 Humanities, Arts & Education	Cost per ECTS credit (EUR)	OA citations per paper	150	-0.1002	-0.256	0.061	0.2223
07 Humanities, Arts & Education	Cost per ECTS credit (EUR)	S2 mean h-index	174	0.1822	0.034	0.322	0.0161
07 Humanities, Arts & Education	Cost per ECTS credit (EUR)	S2 mean i10	141	0.3109	0.154	0.453	0.0002
07 Humanities, Arts & Education	Cost per ECTS credit (EUR)	S2 citations per member	150	0.2175	0.059	0.365	0.0075
07 Humanities, Arts & Education	Cost per ECTS credit (EUR)	S2 citations per paper	150	0.0354	-0.126	0.195	0.6674
07 Humanities, Arts & Education	Cost per ECTS credit (EUR)	Composite (PC1)	135	0.0886	-0.082	0.254	0.307
07 Humanities, Arts & Education	Duration (semesters)	GS mean h-index	172	0.0826	-0.068	0.229	0.2815
07 Humanities, Arts & Education	Duration (semesters)	GS mean i10	139	-0.226	-0.378	-0.062	0.0075
07 Humanities, Arts & Education	Duration (semesters)	GS citations	150	-0.2534	-0.397	-0.097	0.0018
07 Humanities, Arts & Education	Duration (semesters)	GS citations per member	150	-0.1077	-0.263	0.053	0.1895
07 Humanities, Arts & Education	Duration (semesters)	GS citations per paper	150	-0.0225	-0.182	0.138	0.7845
07 Humanities, Arts & Education	Duration (semesters)	GS papers	150	-0.268	-0.411	-0.113	0.0009
07 Humanities, Arts & Education	Duration (semesters)	GS papers per member	150	-0.0538	-0.212	0.107	0.5134
07 Humanities, Arts & Education	Duration (semesters)	OA mean h-index	167	-0.1674	-0.311	-0.016	0.0306
07 Humanities, Arts & Education	Duration (semesters)	OA mean i10	136	-0.2167	-0.371	-0.05	0.0113
07 Humanities, Arts & Education	Duration (semesters)	OA citations per member	150	-0.2423	-0.388	-0.085	0.0028
07 Humanities, Arts & Education	Duration (semesters)	OA citations per paper	150	-0.0887	-0.245	0.073	0.2804
07 Humanities, Arts & Education	Duration (semesters)	S2 mean h-index	174	0.1662	0.018	0.307	0.0284
07 Humanities, Arts & Education	Duration (semesters)	S2 mean i10	141	0.0021	-0.163	0.167	0.9806
07 Humanities, Arts & Education	Duration (semesters)	S2 citations per member	150	0.0249	-0.136	0.184	0.7624
07 Humanities, Arts & Education	Duration (semesters)	S2 citations per paper	150	0.1216	-0.039	0.276	0.1383
07 Humanities, Arts & Education	Duration (semesters)	Composite (PC1)	135	-0.1626	-0.323	0.007	0.0596
07 Humanities, Arts & Education	ECTS credits	GS mean h-index	172	0.0804	-0.07	0.227	0.2942
07 Humanities, Arts & Education	ECTS credits	GS mean i10	139	-0.2101	-0.364	-0.045	0.013
07 Humanities, Arts & Education	ECTS credits	GS citations	150	-0.242	-0.387	-0.085	0.0028
07 Humanities, Arts & Education	ECTS credits	GS citations per member	150	-0.1046	-0.261	0.057	0.2025
07 Humanities, Arts & Education	ECTS credits	GS citations per paper	150	0.0019	-0.158	0.162	0.9811
07 Humanities, Arts & Education	ECTS credits	GS papers	150	-0.2495	-0.394	-0.093	0.0021
07 Humanities, Arts & Education	ECTS credits	GS papers per member	150	-0.0538	-0.212	0.107	0.513
07 Humanities, Arts & Education	ECTS credits	OA mean h-index	167	-0.1442	-0.29	0.008	0.0631
07 Humanities, Arts & Education	ECTS credits	OA mean i10	136	-0.1986	-0.355	-0.031	0.0205

Field	Criterion	Indicator	n	r	CI low	CI high	p
07 Humanities, Arts & Education	ECTS credits	OA citations per member	150	-0.2196	-0.367	-0.061	0.0069
07 Humanities, Arts & Education	ECTS credits	OA citations per paper	150	-0.0838	-0.241	0.078	0.3081
07 Humanities, Arts & Education	ECTS credits	S2 mean h-index	174	0.1804	0.032	0.321	0.0172
07 Humanities, Arts & Education	ECTS credits	S2 mean i10	141	0.0091	-0.156	0.174	0.9144
07 Humanities, Arts & Education	ECTS credits	S2 citations per member	150	0.0334	-0.128	0.193	0.6853
07 Humanities, Arts & Education	ECTS credits	S2 citations per paper	150	0.135	-0.026	0.289	0.0994
07 Humanities, Arts & Education	ECTS credits	Composite (PC1)	135	-0.1463	-0.308	0.023	0.0904
07 Humanities, Arts & Education	Fee-free	Composite (PC1)	135	-0.1449	-0.306	0.025	0.0935
07 Humanities, Arts & Education	English-taught	Composite (PC1)	135	-0.0627	-0.229	0.107	0.4699
07 Humanities, Arts & Education	Athens or Thessaloniki	Composite (PC1)	135	-0.0334	-0.201	0.136	0.7006
07 Humanities, Arts & Education	Constituent departments	Composite (PC1)	135	0.3413	0.183	0.482	0.0001
07 Humanities, Arts & Education	Faculty of teaching department(s)	Composite (PC1)	135	0.4992	0.361	0.616	0.0

5M. What predicts a programme fee

If fee does not track research standing, the natural question is what it does track. Estimating the fee on the full criterion set, with field fixed effects and standard errors clustered on the primary attributed department, identifies two significant predictors and excludes research standing.

Table 20. Determinants of the programme fee

Regressor	Coefficient	Cluster SE	t	p
PC1	-58.502	77.964	-0.75	0.453
duration_semesters	-203.791	527.916	-0.39	0.6995
ects	55.267	28.724	1.92	0.0543
english	957.825	407.9	2.35	0.0189
big_city	152.142	262.535	0.58	0.5622
trs_total	-1.259	1.6	-0.79	0.4314
(field fixed effects)	yes			
R2	0.2345			
n	790			

Dependent variable is the fee in euro. Field fixed effects included. Standard errors clustered on the primary attributed department.

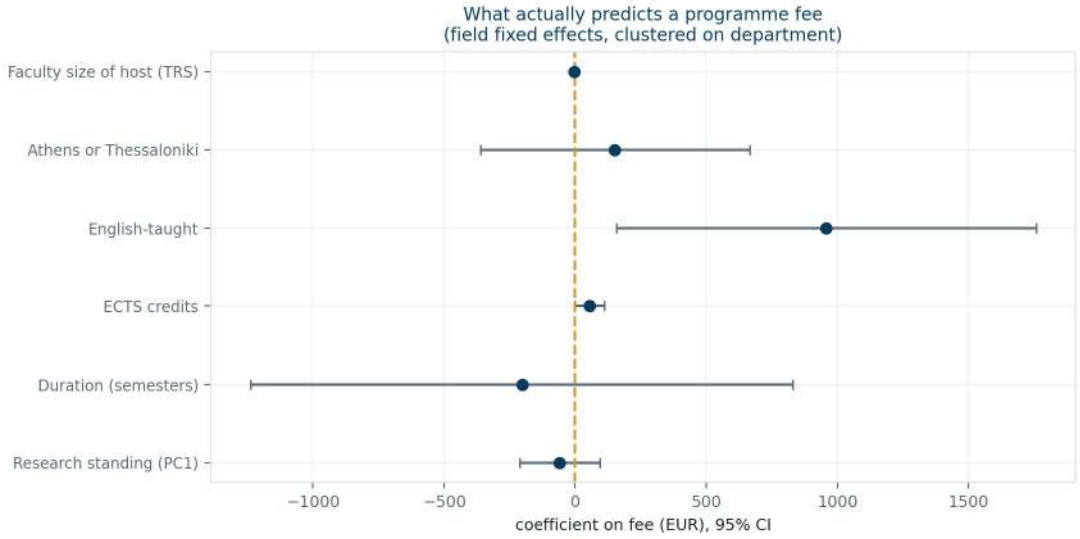

Figure 14. What predicts a programme fee

An English-taught programme costs about €954 more than an otherwise comparable Greek-taught one, and each additional ECTS credit adds about €55. Research standing contributes nothing. Fees therefore respond to the international market a programme addresses and to how much teaching it contains — both observable to a prospective student — and not to the research record of the department delivering it.

The unconditional comparison conceals this: the median English-taught and Greek-taught fees are identical at €3,000. The premium emerges only once field, duration and credit volume are held constant, because English-taught programmes are concentrated in fields whose fees are lower overall.

5N. Regressions across every criterion

Table 21. Research standing as a predictor of each criterion, four specifications each

Dependent	Specification	PC1 coefficient	Cluster SE	t	p	n	Clusters	R2
Fee (EUR)	unconditional	-50.757	64.495	-0.79	0.4313	792	224	0.002
Fee (EUR)	with programme controls	-85.206	59.825	-1.42	0.1544	792	224	0.1028
Fee (EUR)	with field fixed effects	-73.553	92.71	-0.79	0.4276	792	224	0.2141
Fee (EUR)	with university fixed effects	-41.883	41.626	-1.01	0.3143	792	224	0.2872
Cost per ECTS credit (EUR)	unconditional	-0.804	0.522	-1.54	0.1233	790	224	0.0066
Cost per ECTS credit (EUR)	with programme controls	-0.827	0.591	-1.4	0.1617	790	224	0.0369
Cost per ECTS credit (EUR)	with field fixed effects	-0.42	0.734	-0.57	0.5666	790	224	0.2012
Cost per ECTS credit (EUR)	with university fixed effects	-0.404	0.379	-1.06	0.2872	790	224	0.3127
Cost per semester (EUR)	unconditional	-30.185	16.142	-1.87	0.0615	792	224	0.01
Cost per semester (EUR)	with programme controls	-28.369	19.534	-1.45	0.1464	792	224	0.0541
Cost per semester (EUR)	with field fixed effects	-11.475	24.881	-0.46	0.6446	792	224	0.2265
Cost per semester (EUR)	with university fixed effects	-16.19	12.212	-1.33	0.1849	792	224	0.3438
Duration (semesters)	unconditional	0.027	0.025	1.09	0.2756	796	225	0.0088
Duration (semesters)	with programme controls	0.026	0.024	1.09	0.2759	796	225	0.0179
Duration (semesters)	with field fixed effects	0.026	0.023	1.14	0.2561	796	225	0.1007
Duration (semesters)	with university fixed effects	0.002	0.014	0.15	0.8815	796	225	0.1686
ECTS credits	unconditional	0.738	0.727	1.01	0.3103	794	225	0.0086
ECTS credits	with programme controls	0.052	0.142	0.37	0.7139	794	225	0.8537
ECTS credits	with field fixed effects	0.371	0.256	1.45	0.1467	794	225	0.862
ECTS credits	with university fixed effects	-0.054	0.113	-0.48	0.631	794	225	0.8586

Each row is a separate regression. PC1 is the composite research-standing score. Standard errors clustered on the primary attributed department.

Table 22. Fee on research standing within each field, with controls

Field	PC1 coefficient	Cluster SE	p	n	Clusters	R2
01 Economics & Business	-407.44	255.0	0.1101	133	36	0.0397
02 Engineering & Computer Science	-134.53	82.76	0.104	153	61	0.0273
03 Medicine & Health Sciences	-327.59	222.49	0.1409	182	20	0.3358
04 Natural Sciences & Mathematics	37.79	115.33	0.7432	77	27	0.2051
05 Life Sciences & Agriculture	66.94	194.76	0.7311	61	23	0.0984
06 Law, Political & Social Sciences	255.19	194.73	0.19	61	26	0.1504
07 Humanities, Arts & Education	39.97	154.9	0.7964	125	31	0.2215

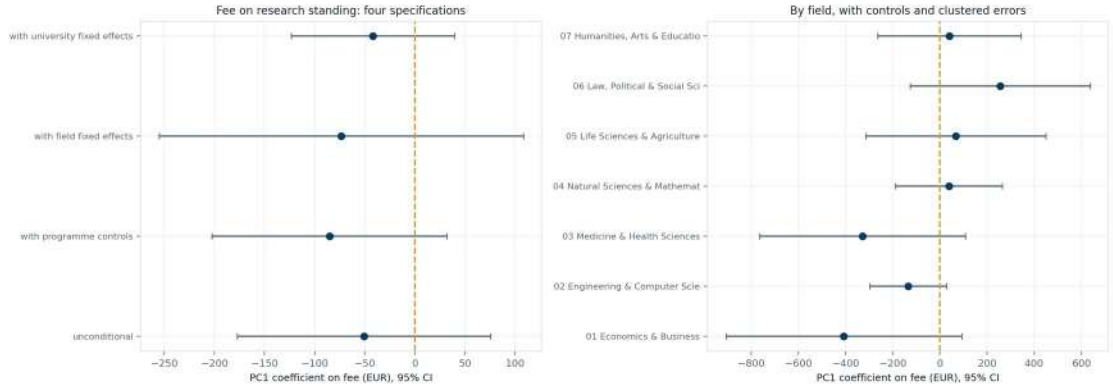

Figure 15. Regression coefficients with 95 per cent confidence intervals

5O. Principal component structure of the indicator panel

Table 23. Variance explained by each principal component

Component	Eigenvalue	Variance explained	Cumulative
PC1	7.813	0.5202	0.5202
PC2	3.123	0.2079	0.7281
PC3	1.442	0.096	0.8241
PC4	0.99	0.0659	0.8901
PC5	0.687	0.0458	0.9358
PC6	0.273	0.0182	0.954
PC7	0.245	0.0163	0.9703
PC8	0.188	0.0125	0.9828

Table 24. Component loadings of every research indicator

Indicator	PC1	PC2	PC3	PC4
GS mean h-index	0.337	-0.058	-0.139	-0.033
GS mean i10	0.333	-0.074	-0.238	0.06
GS citations	0.231	-0.295	0.064	0.542
GS citations per member	0.259	0.124	-0.467	-0.041
GS citations per paper	0.292	0.07	-0.215	-0.133
GS papers	0.221	-0.315	0.098	0.533
GS papers per member	0.274	0.11	-0.41	0.057
OA mean h-index	0.292	-0.141	0.185	-0.306
OA mean i10	0.292	-0.209	0.157	-0.3
OA citations per member	0.301	-0.186	0.164	-0.186
OA citations per paper	0.243	-0.097	0.386	-0.296
S2 mean h-index	0.158	0.461	0.116	0.09
S2 mean i10	0.192	0.439	0.093	0.04
S2 citations per member	0.181	0.45	0.151	0.108
S2 citations per paper	0.176	0.239	0.447	0.26

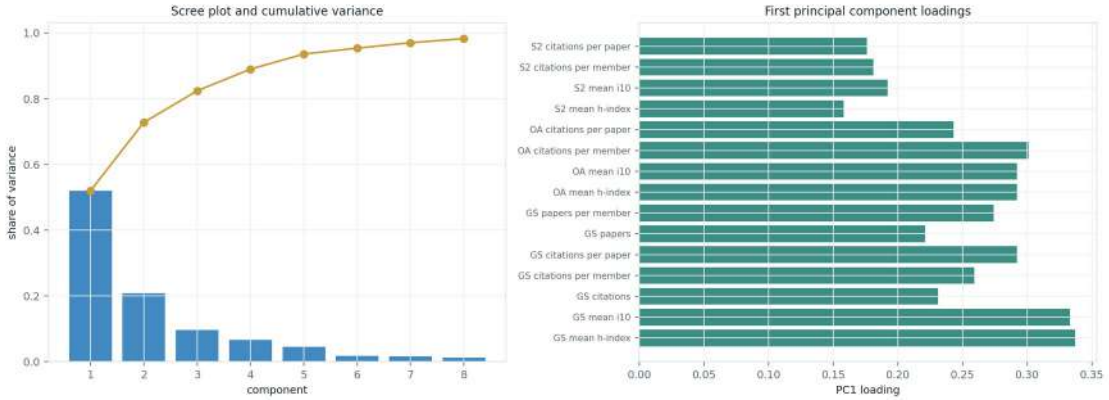

Figure 16. Scree plot and first-component loadings

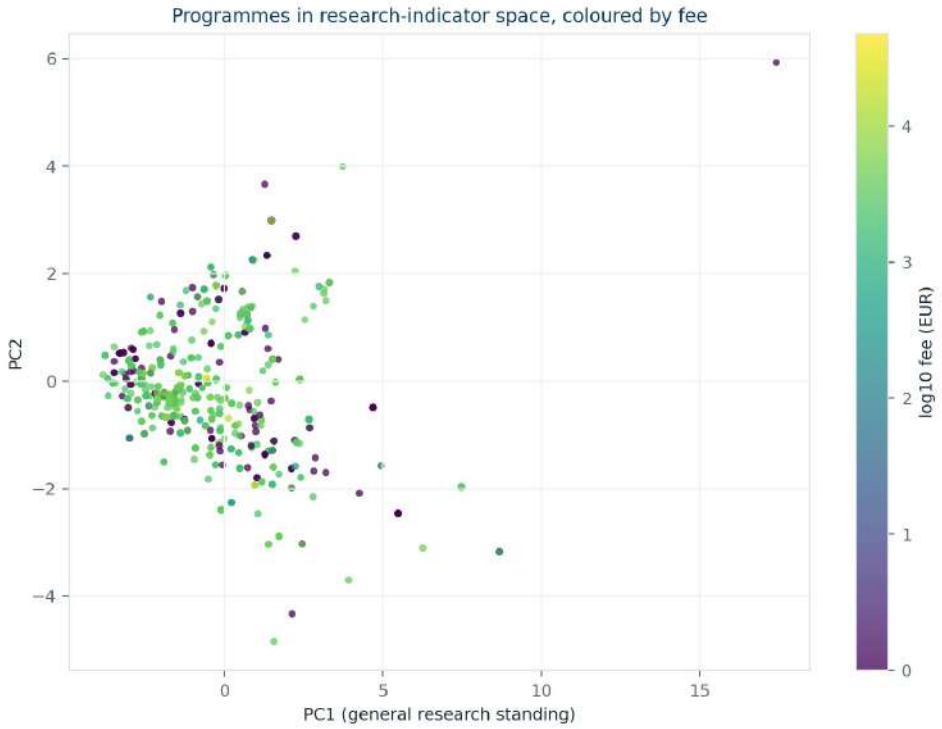

Figure 17. Programmes in research-indicator space, coloured by fee

An association between fee and research standing would appear as a colour gradient along the first component. None is visible.

5P. Institutions, departments and cities

Table 25. Every university: programmes, fees and research standing

University	Programmes	Fee-free	Median fee	Median cost per ECTS	Median duration	English-taught	Mean h (GS)	Mean PC1
National and Kapodistrian University of Athens	143	15	3200.0	33.33	4.0	24	20.61	0.942
Aristotle University of Thessaloniki	113	31	2350.0	25.0	3.0	23	17.85	0.164
University of West Attica	60	2	3000.0	33.33	3.0	15	13.68	-0.65
University of Crete	56	32	0.0	0.0	4.0	20	17.67	0.118
Hellenic Open University	54	0	3750.0	33.33	4.0	8	19.17	1.391
Democritus University of Thrace	51	1	2850.0	30.0	3.0	7	15.29	-0.26
University of Thessaly	47	5	3000.0	33.33	3.0	6	17.55	0.201
University of the Aegean	46	3	2800.0	30.0	3.0	9	12.95	-0.847
University of Patras	43	26	0.0	0.0	3.0	7	15.5	-0.208
University of Piraeus	38	0	5200.0	65.56	3.0	8	14.89	-0.831
International Hellenic University	35	0	2900.0	32.22	3.0	23	11.18	-1.391

University	Programmes	Fee-free	Median fee	Median cost per ECTS	Median duration	English-taught	Mean h (GS)	Mean PC1
Athens University of Economics and Business	29	0	5400.0	58.89	3.0	9	12.41	-0.709
University of Macedonia	25	2	4000.0	44.44	3.0	2	11.88	-1.059
University of Ioannina	18	15	0.0	0.0	3.0	3	16.56	-0.739
National Technical University of Athens	18	7	0.0	0.0	3.0	11	23.16	2.236
University of Western Macedonia	16	1	2840.0	28.89	3.0	6	12.65	-0.933
University of the Peloponnese	14	1	3000.0	33.33	3.0	1	7.99	-2.287
Hellenic Mediterranean University	13	7	0.0	0.0	3.0	3	17.19	0.412
Agricultural University of Athens	12	1	3000.0	33.33	3.0	3	18.18	0.522
Ionian University	12	3	2550.0	28.33	3.0	0	11.54	-1.521
Harokopio University of Athens	10	0	2900.0	33.33	2.5	2	18.14	0.266
Technical University of Crete	10	1	3000.0	29.17	3.0	4	19.11	0.116
Panteion University of Social and Political Sciences	9	8	0.0	0.0	3.0	1	8.42	-2.266

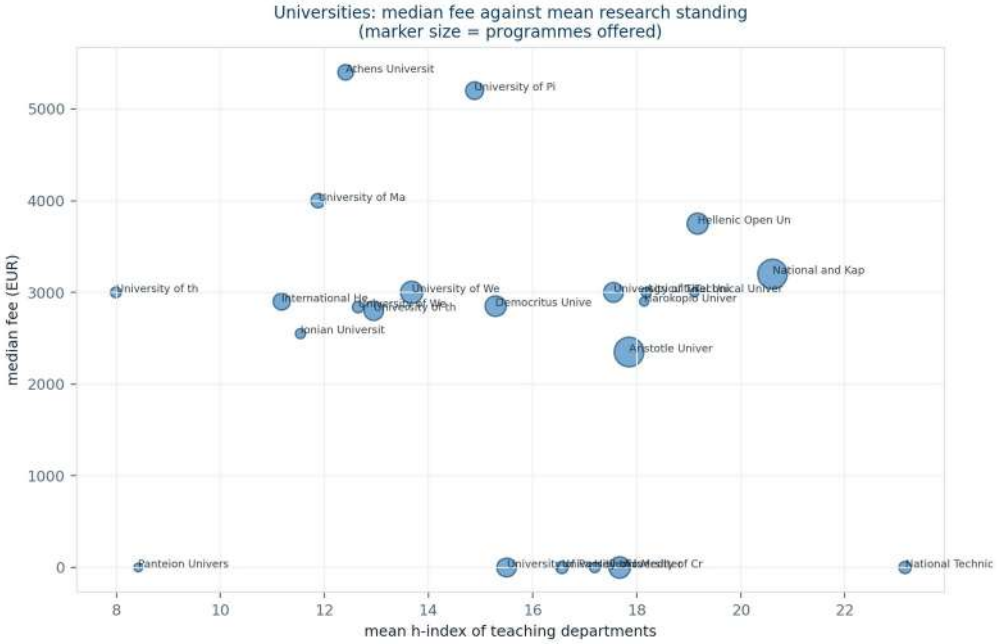

Figure 18. Universities: median fee against mean research standing

The universities charging the highest median fees are not those with the strongest research standing. The Athens University of Economics and Business and the University of Piraeus record the highest median fees; the National and Kapodistrian University of Athens charges substantially less against markedly stronger research indicators.

Table 26. Programmes by city

City	Programmes	Fee-free	Median fee	Mean h (GS)
Athens	283	33	3000.0	18.07
Thessaloniki	167	32	2800.0	15.95
Patra	95	25	3750.0	17.58
Heraklion	41	20	0.0	20.58
Pireaus	36	0	5400.0	14.2
Rethymno	26	17	0.0	9.91
Volos	21	3	2500.0	13.41
Mytilene	19	2	1800.0	12.9
Alexandroupoli	19	0	3000.0	16.46
Larissa	18	1	3000.0	20.88
Ioannina	17	14	0.0	16.56
Chania	11	2	3000.0	19.04

City	Programmes	Fee-free	Median fee	Mean h (GS)
Rhodes	11	0	2800.0	10.29
Komotini	10	0	2550.0	9.66
Kozani	9	0	2900.0	13.93
Corfu	9	3	2700.0	11.49
Chios	8	0	4100.0	10.29
Xanthi	8	0	2250.0	17.8
Kavala	8	1	3375.0	13.57
Florina	7	1	2300.0	11.0
Karlovasi	7	1	3000.0	15.45
Serres	5	1	2400.0	13.02
Sparti / Sparta	4	0	4000.0	9.67
Orestiada	4	0	1875.0	16.42
Karditsa	3	0	2800.0	9.6
Nafplion	3	0	3000.0	3.5
Tripoli(s)	3	1	3300.0	17.77

Table 27. Every department hosting a postgraduate programme (continued, 1 of 4)

University	Department	Field	Programmes	Median fee	Lowest fee	Highest fee	Mean h (GS)
NKUA	Medicine	03 Medicine & Health Sciences	63	4000.0	1000.0	8000.0	29.64
AUTH	Medicine	03 Medicine & Health Sciences	36	3000.0	0.0	5000.0	23.04
HOU	School of Humanities	07 Humanities, Arts & Education	22	4000.0	3000.0	4125.0	5.78
HOU	School of Science and Technology	04 Natural Sciences & Mathematics	17	3750.0	3000.0	4700.0	37.18
IHU	Department of Management Science and Technology	01 Economics & Business	17	3200.0	2600.0	8000.0	9.68
UThessaly	Medicine	03 Medicine & Health Sciences	16	3000.0	0.0	6000.0	21.31
UoC	Medicine	03 Medicine & Health Sciences	14	1750.0	0.0	5500.0	23.16
DUTH	Medicine	03 Medicine & Health Sciences	13	3000.0	2000.0	4000.0	17.85
NKUA	Department of History and Philosophy of Science	07 Humanities, Arts & Education	13	2700.0	0.0	12000.0	7.31
DUTH	Department of Primary Education	07 Humanities, Arts & Education	11	2800.0	2400.0	4000.0	14.0
UNIPI	Department of Economics	01 Economics & Business	10	5700.0	3500.0	7000.0	13.11
UNIPI	Department of Business Administration	01 Economics & Business	10	6950.0	5800.0	7960.0	11.42
NKUA	Department of Biology	05 Life Sciences & Agriculture	10	3300.0	0.0	4000.0	24.16
UoC	Department of Biology	05 Life Sciences & Agriculture	10	750.0	0.0	5000.0	21.0
UNIWA	Biomedical Sciences	03 Medicine & Health Sciences	9	3000.0	2000.0	4000.0	11.47
UAegean	Department of Business Administration	01 Economics & Business	9	4000.0	2900.0	10000.0	10.29
NKUA	Department of History and Archaeology	07 Humanities, Arts & Education	9	3000.0	0.0	6000.0	5.31
AUTH	School of Chemistry	04 Natural Sciences & Mathematics	8	0.0	0.0	9000.0	22.94
HOU	School of Applied Arts and Sustainable Design	07 Humanities, Arts & Education	8	3750.0	3150.0	3900.0	18.0
UNIPI	Digital Systems	02 Engineering & Computer Science	8	4050.0	0.0	4900.0	26.33
UoC	Department of Preschool Education	07 Humanities, Arts & Education	8	2850.0	0.0	5000.0	11.0
UNIPI	Department of Banking and Financial Management	01 Economics & Business	8	5800.0	4000.0	7000.0	7.45
AUEB	Department of Management Science and Technology	01 Economics & Business	8	5650.0	2500.0	9700.0	14.53
AUTH	Informatics	02 Engineering & Computer Science	8	1800.0	1800.0	6000.0	23.29
UPatras	Medicine	03 Medicine & Health Sciences	7	2000.0	0.0	4000.0	19.58
NKUA	Department of Economics	01 Economics & Business	7	4800.0	3150.0	5700.0	10.25
UNIWA	Public and Community Health	03 Medicine & Health Sciences	7	2850.0	2250.0	4000.0	14.81
UoWM	Department of Early Childhood Education	07 Humanities, Arts & Education	7	2390.0	0.0	3200.0	11.0

University	Department	Field	Programmes	Median fee	Lowest fee	Highest fee	Mean h (GS)
UoM	Department of Business Administration	01 Economics & Business	7	4500.0	2950.0	4800.0	17.77
AUTH	School of Biology	05 Life Sciences & Agriculture	7	3000.0	1250.0	4500.0	19.88
AUEB	Department of Business Administration	01 Economics & Business	6	6375.0	2500.0	7600.0	9.94
UNIWA	Electrical & Electronics Engineering	02 Engineering & Computer Science	6	3000.0	2000.0	3500.0	11.93
UoM	Department of Economics	01 Economics & Business	6	3800.0	2500.0	5500.0	12.08
IHU	Department of Business Administration	01 Economics & Business	6	3375.0	2400.0	6000.0	8.5
UNIWA	Informatics & Computer Engineering	02 Engineering & Computer Science	6	2050.0	1600.0	2900.0	18.83
DUTH	Department of Economics	01 Economics & Business	6	2875.0	0.0	4000.0	17.85
NKUA	Department of Communication and Media Studies	06 Law, Political & Social Sciences	6	2550.0	1950.0	3200.0	6.54
NKUA	Informatics & Telecommunications	02 Engineering & Computer Science	6	2400.0	0.0	3000.0	22.0
NTUA	Mechanical Engineering	02 Engineering & Computer Science	5	0.0	0.0	500.0	21.72
NKUA	School of Law	06 Law, Political & Social Sciences	5	2200.0	1200.0	4800.0	8.1
UNIWA	Mechanical Engineering	02 Engineering & Computer Science	5	4000.0	0.0	18000.0	21.54
UThessaly	Civil Engineering	02 Engineering & Computer Science	5	2000.0	0.0	3000.0	13.27
NKUA	Dentistry	03 Medicine & Health Sciences	5	8000.0	4000.0	18000.0	27.29
AUTH	School of Physical Education and Sports Science	07 Humanities, Arts & Education	5	2700.0	0.0	2700.0	15.24
UoC	Department of Mathematics and Applied Mathematics	04 Natural Sciences & Mathematics	5	0.0	0.0	2200.0	9.37
AUTH	Department of Economics	01 Economics & Business	5	4800.0	2900.0	5500.0	13.88
AUA	Department of Crop Science	05 Life Sciences & Agriculture	5	3000.0	0.0	3900.0	18.43
UNIWA	Industrial Design & Production Eng.	02 Engineering & Computer Science	5	3000.0	3000.0	18000.0	13.64
UoM	Department of Accounting and Finance	01 Economics & Business	5	4950.0	4050.0	7500.0	8.62
AUTH	School of Agriculture	05 Life Sciences & Agriculture	5	1200.0	0.0	4500.0	20.55
UAegean	Department of Pre-school Education and Educational Design	07 Humanities, Arts & Education	5	2800.0	2600.0	3200.0	
AUEB	Informatics	02 Engineering & Computer Science	5	4000.0	2000.0	6000.0	18.24
AUTH	School of English Language and Literature	07 Humanities, Arts & Education	5	2100.0	0.0	3500.0	7.64
UAegean	Information & Communication Systems Eng.	02 Engineering & Computer Science	5	3000.0	3000.0	4500.0	19.09
NKUA	School of Physical Education and Sport Science	07 Humanities, Arts & Education	5	2400.0	0.0	3600.0	16.5
AUTH	School of Philosophy and Education	07 Humanities, Arts & Education	4	0.0	0.0	2500.0	10.56
DUTH	Electrical & Computer Engineering	02 Engineering & Computer Science	4	4250.0	3200.0	4500.0	19.44
AUTH	School of Journalism and Mass Media Studies	06 Law, Political & Social Sciences	4	2500.0	1950.0	3000.0	18.56
UThessaly	Department of Biochemistry and Biotechnology	05 Life Sciences & Agriculture	4	4000.0	4000.0	4500.0	22.18
UoC	Department of Chemistry	04 Natural Sciences & Mathematics	4	0.0	0.0	3000.0	20.67
UThessaly	Planning & Regional Development	02 Engineering & Computer Science	4	3000.0	2900.0	3200.0	10.58
UThessaly	Department of Economics	01 Economics & Business	4	2950.0	2700.0	4200.0	13.27
UThessaly	Department of Early Childhood Education	07 Humanities, Arts & Education	4	2425.0	0.0	7500.0	10.86

University	Department	Field	Programmes	Median fee	Lowest fee	Highest fee	Mean h (GS)
DUTH	Department of Forestry and Management of the Environment and of Natural Resources	05 Life Sciences & Agriculture	4	1875.0	1800.0	3000.0	15.31
AUTH	School of Psychology	06 Law, Political & Social Sciences	4	2600.0	1250.0	4000.0	16.0
UThessaly	Department of Environment	05 Life Sciences & Agriculture	4	2950.0	2000.0	6000.0	13.27
AUTH	School of Political Sciences	06 Law, Political & Social Sciences	4	1500.0	0.0	4800.0	9.25
AUTH	School of Physics	04 Natural Sciences & Mathematics	4	0.0	0.0	0.0	28.75
AUTH	Dentistry	03 Medicine & Health Sciences	4	13500.0	1800.0	47600.0	16.27
UoWM	Department of Management Science and Technology	01 Economics & Business	4	2900.0	0.0	3500.0	10.12

Sorted by number of programmes hosted. Fee columns describe the programmes of that department.

Table 27. Every department hosting a postgraduate programme (continued, 2 of 4)

University	Department	Field	Programmes	Median fee	Lowest fee	Highest fee	Mean h (GS)
UAegean	Department of Sociology	06 Law, Political & Social Sciences	4	2150.0	1800.0	3500.0	7.17
TUC	Production Engineering & Management	02 Engineering & Computer Science	4	3000.0	3000.0	4000.0	19.83
UAegean	Department of Geography	04 Natural Sciences & Mathematics	4	1800.0	1800.0	9000.0	17.33
UoC	Department of Primary Education	07 Humanities, Arts & Education	4	2700.0	2400.0	5000.0	6.46
AUTH	Architecture	02 Engineering & Computer Science	4	2850.0	2400.0	3000.0	5.12
AUTH	School of Geology	04 Natural Sciences & Mathematics	4	1000.0	0.0	2700.0	20.37
UAegean	Department of Cultural Technology and Communication	06 Law, Political & Social Sciences	4	0.0	0.0	2800.0	15.0
NTUA	Chemical Engineering	02 Engineering & Computer Science	4	0.0	0.0	0.0	22.33
UPatras	Department of Economics	01 Economics & Business	4	3250.0	3000.0	3500.0	11.65
NKUA	Department of Geology and Geoenvironment	04 Natural Sciences & Mathematics	4	4000.0	2400.0	6000.0	20.78
UNIWA	Nursing	03 Medicine & Health Sciences	4	3750.0	3000.0	4000.0	14.07
UNIWA	Midwifery	03 Medicine & Health Sciences	4	3600.0	2400.0	4000.0	13.22
NTUA	Electrical & Computer Engineering	02 Engineering & Computer Science	4	0.0	0.0	0.0	25.2
NTUA	Civil Engineering	02 Engineering & Computer Science	4	0.0	0.0	0.0	23.71
NTUA	Applied Mathematical & Physical Sciences	02 Engineering & Computer Science	4	0.0	0.0	1500.0	35.65
AUEB	Department of International and European Economic Studies	01 Economics & Business	4	4200.0	4200.0	5400.0	10.4
AUEB	Department of Economics	01 Economics & Business	4	3950.0	2500.0	7600.0	8.25
Ionian	Informatics	02 Engineering & Computer Science	4	2850.0	0.0	3000.0	18.78
NKUA	Department of Chemistry	04 Natural Sciences & Mathematics	4	3500.0	0.0	6000.0	27.29
DUTH	Production & Management Engineering	02 Engineering & Computer Science	3	4000.0	3500.0	5000.0	19.07
Ionian	Department of Digital Media and Communication	06 Law, Political & Social Sciences	3	2500.0	0.0	3000.0	3.25
HUA	Informatics & Telematics	02 Engineering & Computer Science	3	2800.0	1000.0	3400.0	19.0
Panteion	Department of Sociology	06 Law, Political & Social Sciences	3	0.0	0.0	0.0	5.3
UAegean	Department of Social Anthropology and History	06 Law, Political & Social Sciences	3	400.0	0.0	500.0	3.73
UoM	Applied Informatics	02 Engineering & Computer Science	3	2800.0	0.0	3300.0	12.08
AUEB	Department of Accounting and Finance	01 Economics & Business	3	6400.0	6200.0	7600.0	9.52
AUTH	Electrical & Computer Engineering	02 Engineering & Computer Science	3	2250.0	1950.0	6000.0	18.56
AUTH	School of German Language and Literature	07 Humanities, Arts & Education	3	2400.0	0.0	3000.0	7.0
AUTH	Chemical Engineering	02 Engineering & Computer Science	3	2250.0	0.0	4000.0	23.75
AUEB	Department of Statistics	04 Natural Sciences & Mathematics	3	4000.0	4000.0	4000.0	10.31

University	Department	Field	Programmes	Median fee	Lowest fee	Highest fee	Mean h (GS)
UoM	Department of Educational and Social Policy	06 Law, Political & Social Sciences	3	3490.0	0.0	5600.0	11.3
UoP	Department of Theatre Studies	07 Humanities, Arts & Education	3	3000.0	2600.0	3000.0	3.5
UoWM	Electrical & Computer Engineering	02 Engineering & Computer Science	3	2100.0	2000.0	2880.0	18.58
UoP	Department of Sport Management	07 Humanities, Arts & Education	3	4000.0	4000.0	5000.0	9.67
UoWM	Department of Agriculture	05 Life Sciences & Agriculture	3	2900.0	2200.0	3200.0	12.78
UPatras	Department of Chemistry	04 Natural Sciences & Mathematics	3	0.0	0.0	1500.0	20.84
AUTH	School of Theology	07 Humanities, Arts & Education	3	1800.0	600.0	2000.0	3.33
UThessaly	Architecture	02 Engineering & Computer Science	3	2500.0	2500.0	3000.0	2.82
UPatras	Department of Philology	07 Humanities, Arts & Education	3	0.0	0.0	0.0	
UoC	Department of Materials Science and Technology	04 Natural Sciences & Mathematics	3	2200.0	0.0	2500.0	31.73
UoC	Computer Science	02 Engineering & Computer Science	3	0.0	0.0	1500.0	20.2
UPatras	Pharmacy	03 Medicine & Health Sciences	3	1800.0	0.0	9000.0	18.6
UThessaly	Electrical & Computer Engineering	02 Engineering & Computer Science	3	2000.0	2000.0	3600.0	17.93
UThessaly	Department of Forestry, Wood Science and Design	05 Life Sciences & Agriculture	3	2800.0	2800.0	2800.0	9.6
Ionian	Department of Music Studies	07 Humanities, Arts & Education	3	3000.0	2700.0	4000.0	3.25
DUTH	Civil Engineering	02 Engineering & Computer Science	3	1200.0	1200.0	1500.0	16.29
AUTH	School of Law	06 Law, Political & Social Sciences	3	3000.0	0.0	4800.0	9.8
IHU	Department of Organisation Management, Marketing and Tourism	01 Economics & Business	3	3900.0	3300.0	3900.0	10.15
HMU	Electrical & Computer Engineering	02 Engineering & Computer Science	3	0.0	0.0	0.0	17.42
NKUA	Department of Philology	07 Humanities, Arts & Education	3	3000.0	0.0	3400.0	6.3
NKUA	Department of Physics	04 Natural Sciences & Mathematics	3	0.0	0.0	0.0	33.09
HUA	Department of Geography	04 Natural Sciences & Mathematics	3	2500.0	2100.0	3000.0	16.08
NKUA	Department of Mathematics	04 Natural Sciences & Mathematics	3	2800.0	2700.0	3000.0	28.24
UPatras	Department of Business Administration	01 Economics & Business	3	3000.0	0.0	3250.0	9.25
NKUA	Department of Educational Studies	07 Humanities, Arts & Education	3	3200.0	2800.0	3400.0	6.3
HUA	Department of Economics and Sustainable Development	01 Economics & Business	3	3500.0	2400.0	4275.0	14.8
IHU	Civil Engineering	02 Engineering & Computer Science	3	2000.0	2000.0	2400.0	9.29
IHU	Department of Agriculture	05 Life Sciences & Agriculture	3	2500.0	2250.0	2700.0	14.11
HMU	Electronic Engineering	02 Engineering & Computer Science	3	0.0	0.0	0.0	18.38
Ionian	Department of Environment	05 Life Sciences & Agriculture	3	2600.0	1900.0	2700.0	11.35
NKUA	Department of Political Science and Public Administration	06 Law, Political & Social Sciences	3	880.0	700.0	3600.0	6.19
NTUA	Architecture	02 Engineering & Computer Science	3	0.0	0.0	0.0	4.5
NKUA	Department of Psychology	06 Law, Political & Social Sciences	3	4000.0	3600.0	5125.0	16.5
UOI	Department of Economics	01 Economics & Business	3	4500.0	0.0	5000.0	9.56
UOI	Materials Science & Engineering	02 Engineering & Computer Science	3	0.0	0.0	5000.0	25.86
UNIWA	Public Health Policies	03 Medicine & Health Sciences	3	3000.0	3000.0	3600.0	14.81
UNIPI	Informatics	02 Engineering & Computer Science	3	4500.0	2880.0	4500.0	22.15
NKUA	Department of English Language and Literature	07 Humanities, Arts & Education	3	0.0	0.0	3000.0	4.4
IHU	Mechanical Engineering	02 Engineering & Computer Science	2	2700.0	2400.0	3000.0	13.0
NKUA	Department of Business Administration	01 Economics & Business	2	5250.0	4500.0	6000.0	13.44

Table 27. Every department hosting a postgraduate programme (continued, 3 of 4)

University	Department	Field	Programmes	Median fee	Lowest fee	Highest fee	Mean h (GS)
AUTH	School of Primary Education	07 Humanities, Arts & Education	2	2700.0	2400.0	3000.0	9.35
HMU	Department of Accounting and Finance	01 Economics & Business	2	3700.0	2700.0	4700.0	16.0
DUTH	Department of Social Work	06 Law, Political & Social Sciences	2	2700.0	2400.0	3000.0	3.25
DUTH	Department of Law	06 Law, Political & Social Sciences	2	2850.0	1800.0	3900.0	6.92

University	Department	Field	Programmes	Median fee	Lowest fee	Highest fee	Mean h (GS)
DUTH	Environmental Engineering	02 Engineering & Computer Science	2	2250.0	2250.0	2250.0	
AUTH	School of Visual and Applied Arts	07 Humanities, Arts & Education	2	625.0	0.0	1250.0	5.0
UoC	Department of Physics	04 Natural Sciences & Mathematics	2	0.0	0.0	0.0	23.86
AUA	Department of Agricultural Economics and Rural Development	01 Economics & Business	2	4900.0	3800.0	6000.0	13.05
UoWM	Mechanical Engineering	02 Engineering & Computer Science	2	2550.0	2100.0	3000.0	18.58
UThessaly	Mechanical Engineering	02 Engineering & Computer Science	2	3150.0	2700.0	3600.0	18.79
UPatras	Department of Geology	04 Natural Sciences & Mathematics	2	0.0	0.0	0.0	19.79
UPatras	Department of Mathematics	04 Natural Sciences & Mathematics	2	0.0	0.0	0.0	8.71
UPatras	Department of Philosophy	07 Humanities, Arts & Education	2	2000.0	0.0	4000.0	4.62
UPatras	Department of Physics	04 Natural Sciences & Mathematics	2	0.0	0.0	0.0	19.67
UNIWA	Department of Accounting and Finance	01 Economics & Business	2	3250.0	3000.0	3500.0	8.9
UNIWA	Civil Engineering	02 Engineering & Computer Science	2	3250.0	3000.0	3500.0	9.0
UNIPI	Department of Statistics and Insurance Science	04 Natural Sciences & Mathematics	2	5950.0	5400.0	6500.0	7.92
UNIWA	Surveying & Geoinformatics Eng.	02 Engineering & Computer Science	2	2700.0	2400.0	3000.0	10.0
UPatras	Civil Engineering	02 Engineering & Computer Science	2	0.0	0.0	0.0	19.79
UPatras	Department of Education and Social Work	06 Law, Political & Social Sciences	2	1500.0	0.0	3000.0	6.73
UOI	Department of Early Childhood Education	07 Humanities, Arts & Education	2	0.0	0.0	0.0	9.6
UOI	Medicine	03 Medicine & Health Sciences	2	0.0	0.0	0.0	21.22
UPatras	Department of Biology	05 Life Sciences & Agriculture	2	0.0	0.0	0.0	17.8
UPatras	Computer Engineering & Informatics	02 Engineering & Computer Science	2	0.0	0.0	0.0	16.53
NTUA	Naval Architecture & Marine Eng.	02 Engineering & Computer Science	2	750.0	0.0	1500.0	18.83
IHU	Department of Accounting and Finance	01 Economics & Business	2	3900.0	3900.0	3900.0	11.68
HMU	Nursing	03 Medicine & Health Sciences	2	2700.0	2700.0	2700.0	15.75
NKUA	Nursing	03 Medicine & Health Sciences	2	4000.0	4000.0	4000.0	27.29
NTUA	Rural, Surveying & Geoinformatics Eng.	02 Engineering & Computer Science	2	0.0	0.0	0.0	19.83
Panteion	Department of Psychology	06 Law, Political & Social Sciences	2	0.0	0.0	0.0	14.78
UoP	Department of Political Science and International Relations	06 Law, Political & Social Sciences	2	3000.0	3000.0	3000.0	7.89
UoP	Department of Philology	07 Humanities, Arts & Education	2	2550.0	2100.0	3000.0	2.2
UoWM	Chemical Engineering	02 Engineering & Computer Science	2	2650.0	2100.0	3200.0	18.58
UoM	Department of Balkan, Slavic and Oriental Studies	07 Humanities, Arts & Education	2	3050.0	2500.0	3600.0	5.15
TUC	Electrical & Computer Engineering	02 Engineering & Computer Science	2	250.0	0.0	500.0	19.8
TUC	Mineral Resources Engineering	02 Engineering & Computer Science	2	500.0	500.0	500.0	14.7
UoWM	Informatics	02 Engineering & Computer Science	2	2840.0	2800.0	2880.0	10.09
Panteion	Department of Social Policy	06 Law, Political & Social Sciences	2	0.0	0.0	0.0	7.42
UAegean	Department of Environment	05 Life Sciences & Agriculture	2	8850.0	1700.0	16000.0	17.86
UAegean	Department of Marine Sciences	04 Natural Sciences & Mathematics	2	1350.0	1200.0	1500.0	20.09
AUTH	School of History and Archaeology	07 Humanities, Arts & Education	2	0.0	0.0	0.0	5.71
AUTH	School of Italian Language and Literature	07 Humanities, Arts & Education	2	2125.0	1250.0	3000.0	8.5
AUTH	Department of Mathematics	04 Natural Sciences & Mathematics	2	4500.0	3000.0	6000.0	22.14
AUTH	Mechanical Engineering	02 Engineering & Computer Science	2	4125.0	2250.0	6000.0	22.54
AUA	Department of Biotechnology	05 Life Sciences & Agriculture	2	3250.0	1500.0	5000.0	18.1
AUA	Department of Natural Resources Development & Agricultural Engineering	05 Life Sciences & Agriculture	2	1250.0	0.0	2500.0	21.94
AUA	Department of Food Science and Human Nutrition	05 Life Sciences & Agriculture	1	3500.0	3500.0	3500.0	27.94
AUA	Department of Forestry and Natural Environment Management	05 Life Sciences & Agriculture	1	3000.0	3000.0	3000.0	12.71

University	Department	Field	Programmes	Median fee	Lowest fee	Highest fee	Mean h (GS)
AUEB	Department of Marketing and Communication	01 Economics & Business	1	6900.0	6900.0	6900.0	12.47
AUTH	Civil Engineering	02 Engineering & Computer Science	1	1950.0	1950.0	1950.0	15.62
AUTH	Pharmacy	03 Medicine & Health Sciences	1	4000.0	4000.0	4000.0	22.94
UoC	Department of Political Science	06 Law, Political & Social Sciences	1	0.0	0.0	0.0	3.14
UoC	Department of Psychology	06 Law, Political & Social Sciences	1	0.0	0.0	0.0	14.2
UoC	Department of Sociology	06 Law, Political & Social Sciences	1	0.0	0.0	0.0	7.7
UoP	Department of Economics	01 Economics & Business	1	3000.0	3000.0	3000.0	8.48
UoP	Department of Management Science and Technology	01 Economics & Business	1	3300.0	3300.0	3300.0	19.6
UoP	Informatics & Telecommunications	02 Engineering & Computer Science	1	0.0	0.0	0.0	
UoP	Nursing	03 Medicine & Health Sciences	1	3600.0	3600.0	3600.0	15.94
UoP	Speech and Language Therapy	03 Medicine & Health Sciences	1	3600.0	3600.0	3600.0	15.94
UoWM	Department of Business Administration	01 Economics & Business	1	2900.0	2900.0	2900.0	12.82
UoWM	Department of Economics	01 Economics & Business	1	3600.0	3600.0	3600.0	10.38
UoWM	Department of Mathematics	04 Natural Sciences & Mathematics	1	2800.0	2800.0	2800.0	10.09
UoWM	Department of Statistics and Insurance Science	04 Natural Sciences & Mathematics	1	2800.0	2800.0	2800.0	10.09
AUA	Department of Animal Science	05 Life Sciences & Agriculture	1	0.0	0.0	0.0	19.53
Panteion	Department of Political Science and History	06 Law, Political & Social Sciences	1	0.0	0.0	0.0	5.3
TUC	Architecture	02 Engineering & Computer Science	1	3000.0	3000.0	3000.0	10.17
TUC	Chemical & Environmental Engineering	02 Engineering & Computer Science	1	3000.0	3000.0	3000.0	32.58
UAegean	Department of Food Science and Nutrition	05 Life Sciences & Agriculture	1	3200.0	3200.0	3200.0	20.38
UAegean	Department of Mathematics	04 Natural Sciences & Mathematics	1	0.0	0.0	0.0	6.0
UAegean	Department of Statistics and Actuarial-Financial Mathematics	04 Natural Sciences & Mathematics	1	2200.0	2200.0	2200.0	6.73

Table 27. Every department hosting a postgraduate programme (continued, 4 of 4)

University	Department	Field	Programmes	Median fee	Lowest fee	Highest fee	Mean h (GS)
UNIWA	Biomedical Engineering	02 Engineering & Computer Science	1	2000.0	2000.0	2000.0	13.78
UNIWA	Department of Early Childhood Care and Education	07 Humanities, Arts & Education	1	3000.0	3000.0	3000.0	8.8
UNIWA	Department of Food Science and Technology	05 Life Sciences & Agriculture	1	2700.0	2700.0	2700.0	12.89
UNIWA	Department of Graphic Design and Visual Communication	07 Humanities, Arts & Education	1	3000.0	3000.0	3000.0	
UNIWA	Department of Interior Architecture	07 Humanities, Arts & Education	1	2400.0	2400.0	2400.0	
UNIWA	Naval Architecture	02 Engineering & Computer Science	1	2400.0	2400.0	2400.0	7.42
UNIWA	Physiotherapy	03 Medicine & Health Sciences	1	3000.0	3000.0	3000.0	12.25
UOI	Computer Science & Engineering	02 Engineering & Computer Science	1	0.0	0.0	0.0	15.43
UOI	Department of Chemistry	04 Natural Sciences & Mathematics	1	0.0	0.0	0.0	20.47
UOI	Department of Mathematics	04 Natural Sciences & Mathematics	1	0.0	0.0	0.0	11.27
UPatras	Architecture	02 Engineering & Computer Science	1	3200.0	3200.0	3200.0	4.29
UPatras	Chemical Engineering	02 Engineering & Computer Science	1	0.0	0.0	0.0	25.86
UPatras	Department of Agriculture	05 Life Sciences & Agriculture	1	0.0	0.0	0.0	19.79
UPatras	Department of Fisheries and Aquaculture	05 Life Sciences & Agriculture	1	0.0	0.0	0.0	15.86

University	Department	Field	Programmes	Median fee	Lowest fee	Highest fee	Mean h (GS)
NKUA	Department of German Language and Literature	07 Humanities, Arts & Education	1	0.0	0.0	0.0	
NKUA	Department of Music Studies	07 Humanities, Arts & Education	1	3000.0	3000.0	3000.0	5.75
NKUA	Department of Sociology	06 Law, Political & Social Sciences	1	3000.0	3000.0	3000.0	8.1
NKUA	Digital Industry Technologies	02 Engineering & Computer Science	1	4000.0	4000.0	4000.0	8.88
NKUA	Pharmacy	03 Medicine & Health Sciences	1	4000.0	4000.0	4000.0	27.29
NTUA	Mining & Metallurgical Engineering	02 Engineering & Computer Science	1	0.0	0.0	0.0	15.8
Panteion	Department of Economic and Regional Development	01 Economics & Business	1	0.0	0.0	0.0	12.89
Panteion	Department of International, European and Area Studies	06 Law, Political & Social Sciences	1	3500.0	3500.0	3500.0	5.0
HMU	Mechanical Engineering	02 Engineering & Computer Science	1	0.0	0.0	0.0	20.44
HUA	Nutrition and Dietetics	03 Medicine & Health Sciences	1	5000.0	5000.0	5000.0	31.73
IHU	Computer Science	02 Engineering & Computer Science	1	2200.0	2200.0	2200.0	6.55
IHU	Department of Early Childhood Education and Care	07 Humanities, Arts & Education	1	2100.0	2100.0	2100.0	8.64
IHU	Environmental Engineering	02 Engineering & Computer Science	1	2500.0	2500.0	2500.0	12.52
IHU	Information & Electronic Engineering	02 Engineering & Computer Science	1	500.0	500.0	500.0	11.86
IHU	Nutritional Sciences and Dietetics	03 Medicine & Health Sciences	1	4000.0	4000.0	4000.0	29.5
NKUA	Aerospace Science & Technology	02 Engineering & Computer Science	1	1000.0	1000.0	1000.0	29.32
AUTH	Spatial Planning & Development	02 Engineering & Computer Science	1	0.0	0.0	0.0	13.2
DUTH	Department of Agricultural Development	05 Life Sciences & Agriculture	1	2700.0	2700.0	2700.0	19.77
DUTH	Department of Chemistry (Kavala)	04 Natural Sciences & Mathematics	1	3850.0	3850.0	3850.0	15.46
DUTH	Department of Languages, Literature and Culture of Black Sea Countries	07 Humanities, Arts & Education	1	1500.0	1500.0	1500.0	2.6
DUTH	Department of Physics (Kavala)	04 Natural Sciences & Mathematics	1	3200.0	3200.0	3200.0	15.08
DUTH	Department of Political Science	06 Law, Political & Social Sciences	1	3900.0	3900.0	3900.0	6.92
DUTH	Department of Social Policy	06 Law, Political & Social Sciences	1	3000.0	3000.0	3000.0	21.24
HMU	Department of Agriculture	05 Life Sciences & Agriculture	1	2400.0	2400.0	2400.0	18.43
HMU	Department of Business and Tourism Management	01 Economics & Business	1	3300.0	3300.0	3300.0	15.46
HMU	Department of Management Science and Technology	01 Economics & Business	1	0.0	0.0	0.0	15.67
UPatras	Electrical & Computer Engineering	02 Engineering & Computer Science	1	0.0	0.0	0.0	16.04
UPatras	Environmental Engineering	02 Engineering & Computer Science	1	0.0	0.0	0.0	19.79
UPatras	Materials Science	02 Engineering & Computer Science	1	0.0	0.0	0.0	21.39
UThessaly	Computer Science & Biomedical Informatics	02 Engineering & Computer Science	1	2400.0	2400.0	2400.0	
UThessaly	Department of Agriculture, Crop Production and Rural Environment	05 Life Sciences & Agriculture	1	0.0	0.0	0.0	25.53
UThessaly	Department of Business Administration	01 Economics & Business	1	2350.0	2350.0	2350.0	11.24
UThessaly	Department of Physics	04 Natural Sciences & Mathematics	1	0.0	0.0	0.0	48.14

University	Department	Field	Programmes	Median fee	Lowest fee	Highest fee	Mean h (GS)
UoC	Department of Economics	01 Economics & Business	1	0.0	0.0	0.0	10.11

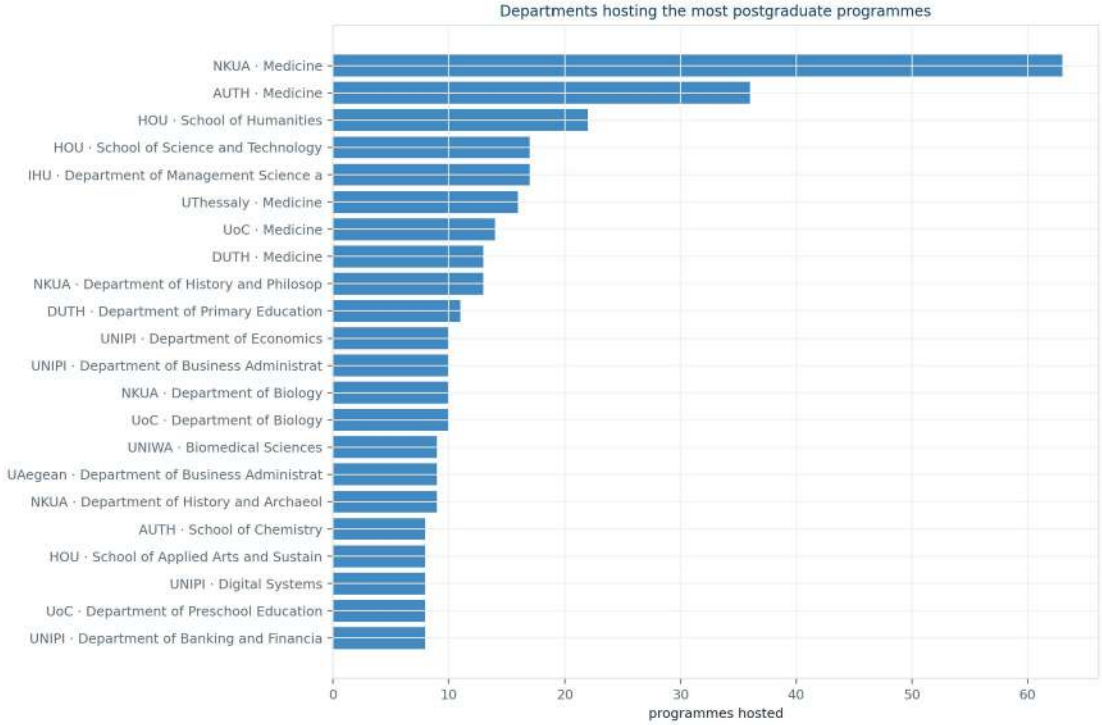

Figure 19. Departments hosting the most postgraduate programmes

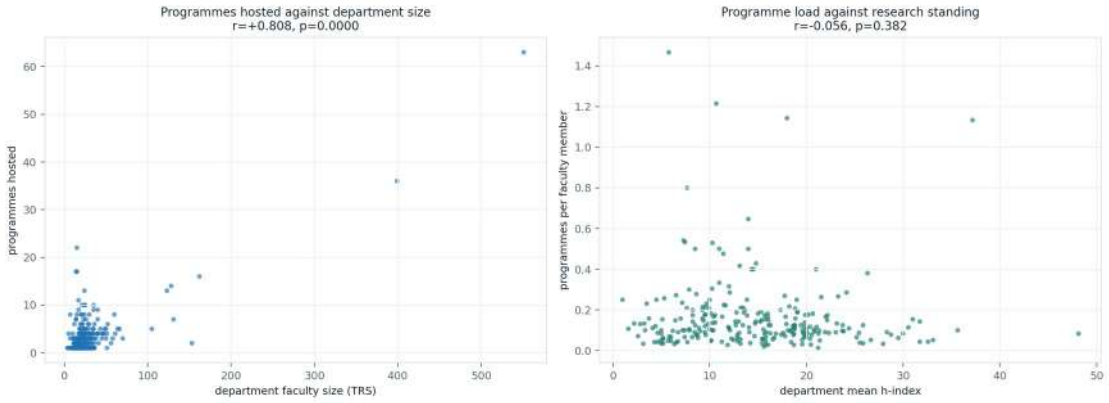

Figure 20. Programme load against department size and against research standing

Programme count rises steeply with faculty size and is unrelated to research standing once size is controlled: large departments run many programmes, strong ones do not.

5Q. Research standing relative to price

Table 28. Programmes ranked by research standing per euro of fee (continued, 1 of 10)

ID	Programme	Programme (EL)	University	City	Fee	Mean h (GS)	h per EUR 1,000	Departments
1655	Automation Systems	Συστήματα Αυτοματισμού	National Technical University of Athens	Athens	500.0	21.06	42.12	NTUA:Mechanical Engineering
1572	Machine Learning and Data Science	Μηχανική Μάθηση και Επιστήμη Δεδομένων	Technical University of Crete	Chania	500.0	19.8	39.6	TUC:Electrical & Computer Engineering
1650	Sustainable Technologies of Energy Resources and Raw Materials	Βιώσιμες Τεχνολογίες Ενεργειακών Πόρων και Πρώτων Υλών	Technical University of Crete	Chania	500.0	14.7	29.4	TUC:Mineral Resources Engineering

ID	Programme	Programme (EL)	University	City	Fee	Mean h (GS)	h per EUR 1,000	Departments
2213	Responsible Consumption and Production under Sustainable Mining	Υπεύθυνη Κατανάλωση και Παραγωγή στη Βιώσιμη Μεταλλευτική	Technical University of Crete	Chania	500.0	14.7	29.4	TUC:Mineral Resources Engineering
1280	MSc in Science, Technology, Society—Science and Technology Studies	Επιστήμη, Τεχνολογία, Κοινωνία — Σπουδές Επιστήμης και Τεχνολογίας	National and Kapodistrian University of Athens	Athens	1000.0	29.32	29.32	NKUA:Department of History and Philosophy of Science | NKUA:Medicine | NKUA:Aerospace Science & Technology
1519	Neurosciences	Νευροεπιστήμες	University of Crete	Heraklion	1000.0	24.41	24.41	UoC:Medicine
1658	Microsystems and Nanodevices	Μικροσυστήματα και Νανοδιατάξεις	National Technical University of Athens	Athens	1500.0	35.65	23.77	NTUA:Applied Mathematical & Physical Sciences
1471	Web Intelligence	Ευφυείς Τεχνολογίες Διαδικτύου	International Hellenic University	Thessaloniki	500.0	11.86	23.72	IHU:Information & Electronic Engineering
1553	Medical Engineering and Informatics	Ιατρική Μηχανική και Πληροφορική	Aristotle University of Thessaloniki	Thessaloniki	1000.0	23.04	23.04	AUTH:Medicine
1245	Paleontology-Geobiology	Παλαιοντολογία-Γεωβιολογία	Aristotle University of Thessaloniki	Thessaloniki	1000.0	20.37	20.37	AUTH:School of Geology
1227	Applied and Environmental Geology and Geohazards	Εφαρμοσμένη και Περιβαλλοντική Γεωλογία και Γεωκίνδυνοι	Aristotle University of Thessaloniki	Thessaloniki	1000.0	20.37	20.37	AUTH:School of Geology
1603	Master of Philosopy (Mphil) in "Computer Science and Informatics"	ΠΜΣ Ειδίκευσης Ερευνητικού Χαρακτήρα «Επιστήμη των Υπολογιστών και Πληροφορική»	Harokopio University of Athens	Athens	1000.0	19.0	19.0	HUA:Informatics & Telematics
2256	Basic and Applied Neurosciences	Βασικές και Εφαρμοσμένες Νευροεπιστήμες	Aristotle University of Thessaloniki	Thessaloniki	1250.0	21.705	17.36	AUTH:Medicine | AUTH:School of Biology | AUTH:School of Psychology | AUTH:School of Visual and Applied Arts
1216	Sustainable Agricultural Production Systems and Climate Change	Αειφορικά Γεωργικά Συστήματα και Κλιματική Αλλαγή	Aristotle University of Thessaloniki	Thessaloniki	1200.0	20.55	17.12	AUTH:School of Agriculture
16	Research in Marine Sciences	Έρευνα στις Θαλάσσιες Επιστήμες	University of the Aegean	Mytilene	1200.0	20.09	16.74	UAegean:Department of Marine Sciences
1336	Vaccines and Prevention of Infectious Diseases	Εμβόλια και Πρόληψη Λοιμώξεων	University of Crete	Heraklion	1500.0	24.41	16.27	UoC:Medicine
1479	MSc in Biomedical Engineering	Βοϊατρική Μηχανική	University of Crete	Heraklion	1500.0	23.488	15.66	UoC:Medicine | UoC:Computer Science | UoC:Department of Biology
1153	Endovascular Techniques	Ενδαγγειακές Τεχνικές	National and Kapodistrian University of Athens	Athens	2000.0	30.55	15.28	NKUA:Medicine
1151	Medical Genetics: Clinical and Laboratory Direction	Ιατρική Γενετική: Κλινική και Εργαστηριακή Κατεύθυνση	National and Kapodistrian University of Athens	Athens	2000.0	30.55	15.28	NKUA:Medicine
1154	Medical Physics - Radiation Physics	Ιατρική Φυσική - Ακτινοφυσική	National and Kapodistrian University of Athens	Athens	2000.0	30.55	15.28	NKUA:Medicine
1122	MSc in Nanomedicine	Νανοϊατρική	National and Kapodistrian University of Athens	Athens	2000.0	30.55	15.28	NKUA:Medicine

ID	Programme	Programme (EL)	University	City	Fee	Mean h (GS)	h per EUR 1,000	Departments
1647	History, Ethics and Sociology of Medicine	Ιστορία, Ηθική και Κοινωνιολογία της Ιατρικής	National and Kapodistrian University of Athens	Athens	2200.0	30.55	13.89	NKUA:Medicine
1632	Applied Biochemistry: Clinical Chemistry, Biotechnology, Evaluation of Pharmaceutical Products	Εφαρμοσμένη Βιοχημεία: Κλινική Χημεία, Βιοτεχνολογία, Αξιολόγηση Φαρμακευτικών Προϊόντων	University of Patras	Patra	1500.0	20.84	13.89	UPatras:Department of Chemistry
1253	Soil, Water, Energy Resources and Agricultural Environment Management	Διαχείριση Εδαφικών, Υδατικών, Ενεργειακών Πόρων και Αγροτικού Περιβάλλοντος	Aristotle University of Thessaloniki	Thessaloniki	1500.0	20.55	13.7	AUTH:School of Agriculture
975	Hydraulic Engineering and Environment	Υδραυλική Μηχανική και Περιβάλλον	Democritus University of Thrace	Xanthi	1200.0	16.29	13.58	DUTH:Civil Engineering
1204	Clinical Trials: Design and Conduct	Κλινικές Μελέτες: Σχεδιασμός και Εκτέλεση	National and Kapodistrian University of Athens	Athens	2250.0	30.55	13.58	NKUA:Medicine
970	Advanced Materials and Novel Technologies in the Design of Engineering Structures	Νέα Υλικά και Τεχνολογίες στο Σχεδιασμό Δομικών Κατασκευών	Democritus University of Thrace	Xanthi	1200.0	16.29	13.58	DUTH:Civil Engineering
1006	Integrated Coastal Management	Ολοκληρωμένη Διαχείριση Παράκτιων Περιοχών	University of the Aegean	Mytilene	1500.0	20.09	13.39	UAegean:Department of Marine Sciences
1163	Biodiversity conservation and Biological Resources Management	Διαχείριση Βιοποικιλότητας και Βιολογικών Πόρων	Aristotle University of Thessaloniki	Thessaloniki	1500.0	19.88	13.25	AUTH:School of Biology
1320	Interactive hardware and software technologies	Διαδραστικές Τεχνολογίες Υλικού και Λογισμικού	Aristotle University of Thessaloniki	Thessaloniki	1800.0	23.29	12.94	AUTH:Informatics
1319	Communication Networks and Systems Security	Δίκτυα Επικοινωνιών και Ασφάλεια Συστημάτων	Aristotle University of Thessaloniki	Thessaloniki	1800.0	23.29	12.94	AUTH:Informatics
1318	Data and Web Science	Επιστήμη Δεδομένων και Παγκόσμιου Ιστού	Aristotle University of Thessaloniki	Thessaloniki	1800.0	23.29	12.94	AUTH:Informatics
1317	Artificial Intelligence	Τεχνητή Νοημοσύνη	Aristotle University of Thessaloniki	Thessaloniki	1800.0	23.29	12.94	AUTH:Informatics
1191	Digital Media - Computational Intelligence	Ψηφιακά Μέσα - Υπολογιστική Νοημοσύνη	Aristotle University of Thessaloniki	Thessaloniki	1800.0	23.29	12.94	AUTH:Informatics
2264	Surgery of the Thyroid and Parathyroid Glands	Χειρουργική θυρεοειδούς και παραθυρεοειδών αδένων	Aristotle University of Thessaloniki	Thessaloniki	1799.0	23.04	12.81	AUTH:Medicine
1157	Environment and Health. Management of Environmental Health Effects	Περιβάλλον και Υγεία. Διαχείριση Περιβαλλοντικών Θεμάτων με Επιπτώσεις στην Υγεία.	National and Kapodistrian University of Athens	Athens	2400.0	30.55	12.73	NKUA:Medicine
1100	Interventional Radiology	Επεμβατική Ακτινολογία	National and Kapodistrian University of Athens	Athens	2400.0	30.55	12.73	NKUA:Medicine
2216	Soft Matter Science and Engineering	Επιστήμη και Μηχανική στη Χαλαρή ύλη	University of Crete	Heraklion	2500.0	31.73	12.69	UoC:Department of Materials Science and Technology
1433	Chemical and Biomolecular Analysis	Χημική και Βιομοριακή Ανάλυση	Hellenic Open University	Patra	3000.0	37.18	12.39	HOU:School of Science and Technology
1478	Data Science and Machine Learning	Επιστήμη των Δεδομένων και Μηχανική Μάθηση	Hellenic Open University	Patra	3000.0	37.18	12.39	HOU:School of Science and Technology

ID	Programme	Programme (EL)	University	City	Fee	Mean h (GS)	h per EUR 1,000	Departments
1340	Molecular Basis of Human Diseases	Μοριακή Βάση των Νοσημάτων του Ανθρώπου	University of Crete	Heraklion	2000.0	24.41	12.2	UoC:Medicine
1267	Public Health - Primary Health Care - Health Services	Δημόσια Υγεία - Πρωτοβάθμια Φροντίδα Υγείας - Υπηρεσίες Υγείας	University of Crete	Heraklion	2000.0	24.41	12.2	UoC:Medicine
1265	History and Philosophy of Science and Technology	Ιστορία και Φιλοσοφία της Επιστήμης και της Τεχνολογίας	National and Kapodistrian University of Athens	Athens	600.0	7.31	12.18	NKUA:Department of History and Philosophy of Science
1685	Systems Biology	Βιολογία Συστημάτων	Agricultural University of Athens	Athens	1500.0	18.1	12.07	AUA:Department of Biotechnology
1679	MSc in Epidemiology	Επιδημιολογία	Hellenic Open University	Patra	3150.0	37.18	11.8	HOU:School of Science and Technology
1607	Advanced Computing Systems	Προηγμένες Τεχνολογίες Υπολογιστικών Συστημάτων	University of West Attica	Athens	1600.0	18.83	11.77	UNIWA:Informatics & Computer Engineering
1469	New Generation Communication Networks and Distributed Applications Environments	Δίκτυα Επικοινωνιών Νέας Γενιάς και Κατανεμημένα Περιβάλλοντα Εφαρμογών	University of West Attica	Athens	1600.0	18.83	11.77	UNIWA:Informatics & Computer Engineering
1659	Ship and Marine Technology	Ναυτική και Θαλάσσια Τεχνολογία	National Technical University of Athens	Athens	1500.0	17.62	11.75	NTUA:Naval Architecture & Marine Eng.
2259	Contemporary Medical Acts: Legal Regulation and Bioethical Dimension	Σύγχρονες Ιατρικές Πράξεις Δικαιϊκή Ρύθμιση και Βιοηθική Διάσταση	Aristotle University of Thessaloniki	Thessaloniki	1800.0	21.129	11.74	AUTH:Dentistry | AUTH:Medicine | AUTH:School of Theology
1459	Treatment Options and Management of Vascular Surgery Emergencies	Θεραπευτικές Επιλογές και Διαχείριση Επειγουσών Αγγειοχειρουργικών Παθήσεων	Aristotle University of Thessaloniki	Thessaloniki	2000.0	23.04	11.52	AUTH:Medicine
1214	High Risk Pregnancy	Παθολογία της Κύησης	National and Kapodistrian University of Athens	Athens	2800.0	30.55	10.91	NKUA:Medicine
1562	MSc in Sustainable Engineering and Climate Change	Βιώσιμη Μηχανική και Κλιματική Αλλαγή	Technical University of Crete	Chania	3000.0	32.58	10.86	TUC:Chemical & Environmental Engineering
1397	Applied Mathematics	Εφαρμοσμένα Μαθηματικά	Democritus University of Thrace	Xanthi	1500.0	16.29	10.86	DUTH:Civil Engineering
1648	Prevention and Mananegement of Critical Infections in Health Units	Πρόληψη και Έλεγχος Κλινικά Σοβαρών Λοιμώξεων σε Μονάδες Υγείας	University of Thessaly	Larissa	2000.0	21.31	10.66	UThessaly:Medicine
1502	MSc in Global Environmental Change, Management and Technology	Πλανητική Περιβαλλοντική Αλλαγή, Διαχείριση και Τεχνολογία	University of the Aegean	Mytilene	1700.0	17.86	10.51	UAegean:Department of Environment
1111	Data Science and Information Technologies	Επιστήμη Δεδομένων και Τεχνολογίες Πληροφορίας	National and Kapodistrian University of Athens	Athens	2700.0	28.245	10.46	NKUA:Informatics & Telecommunications | NKUA:Medicine | NKUA:Department of Mathematics | NKUA:Department of Biology
1190	Cosmetology - Preparation and Evaluation of Cosmetic Products	Κοσμητολογία – Παρασκευή και Αξιολόγηση Καλλυντικών Προϊόντων	University of Patras	Patra	1800.0	18.6	10.33	UPatras:Pharmacy

ID	Programme	Programme (EL)	University	City	Fee	Mean h (GS)	h per EUR 1,000	Departments
1116	Epidemiology-Research Methodology in Biomedical Sciences, Clinical Practice and Public Health	Επιδημιολογία - Μεθοδολογία Έρευνας στις Βιοϊατρικές Επιστήμες, την Κλινική Πράξη και τη Δημόσια Υγεία	National and Kapodistrian University of Athens	Athens	3000.0	30.55	10.18	NKUA:Medicine
1207	Treatment and Rehabilitation of Spinal Cord Lesions. Spinal Pain Management	Αποκατάσταση Βλάβων Νωτιαίου Μυελού. Διαχείριση του Πόνου Σπονδυλικής Προέλευσης	National and Kapodistrian University of Athens	Athens	3000.0	30.55	10.18	NKUA:Medicine
1131	Intensive Care Units	Μονάδες Εντατικής Θεραπείας	National and Kapodistrian University of Athens	Athens	3000.0	30.55	10.18	NKUA:Medicine
1096	Addictology	Αντιμετώπιση Εξαρτήσεων - Εξαρτησιολογία	National and Kapodistrian University of Athens	Athens	3000.0	30.55	10.18	NKUA:Medicine
1145	Surgical Anatomy	Χειρουργική Ανατομία	National and Kapodistrian University of Athens	Athens	3000.0	30.55	10.18	NKUA:Medicine
1115	Minimally Invasive Surgery, Robotic Surgery and Telesurgery	Ελάχιστα Επεμβατική Χειρουργική, Ρομποτική Χειρουργική και Τηλεχειρουργική	National and Kapodistrian University of Athens	Athens	3000.0	30.55	10.18	NKUA:Medicine
1112	Respiratory Failure and Mechanical Ventilation	Αναπνευστική Ανεπάρκεια και Μηχανικός Αερισμός	National and Kapodistrian University of Athens	Athens	3000.0	30.55	10.18	NKUA:Medicine
1125	Rheumatology-musculoskeletal Health	Ρευματολογία - Μυοσκελετική Υγεία	National and Kapodistrian University of Athens	Athens	3000.0	30.55	10.18	NKUA:Medicine
1339	Emergencies and Intensive Care in Children, Adolescents and Young Adults	Επείγουσα και Εντατική Θεραπεία Παίδων, Εφήβων και Νέων	University of Crete	Heraklion	2400.0	24.41	10.17	UoC:Medicine
1733	Cutting Edge Technologies in Vision Sciences	Τεχνολογίες Αιχμής στις Επιστήμες της Όρασης	University of Crete	Heraklion	2200.0	22.281	10.13	UoC:Medicine | UoC:Department of Materials Science and Technology | UoC:Department of Mathematics and Applied Mathematics | UoC:Department of Biology
1511	Biomedical Engineering	Βιοϊατρική Μηχανική	Aristotle University of Thessaloniki	Thessaloniki	2250.0	22.542	10.02	AUTH:Chemical Engineering | AUTH:Electrical & Computer Engineering | AUTH:Mechanical Engineering | AUTH:Medicine | AUTH:School of Biology
1425	Advanced Studies in Physics	Προχωρημένες Σπουδές στη Φυσική	Hellenic Open University	Patra	3750.0	37.18	9.91	HOU:School of Science and Technology
1422	Quality Management and Technology	Διαχείριση και Τεχνολογία Ποιότητας	Hellenic Open University	Patra	3750.0	37.18	9.91	HOU:School of Science and Technology

Mean h-index of the teaching department per €1,000 of fee, for fee-charging programmes. A ranking of the research environment obtained per unit of expenditure, not of programme quality.

Table 28. Programmes ranked by research standing per euro of fee (continued, 2 of 10)

ID	Programme	Programme (EL)	University	City	Fee	Mean h (GS)	h per EUR 1,000	Departments
1429	Pervasive and Mobile Computing Systems	Συστήματα Κινητού και Διάχυτου Υπολογισμού	Hellenic Open University	Patra	3750.0	37.18	9.91	HOU:School of Science and Technology
1430	Mathematics	Μαθηματικά	Hellenic Open University	Patra	3750.0	37.18	9.91	HOU:School of Science and Technology
1427	Information Systems	Πληροφοριακά Συστήματα	Hellenic Open University	Patra	3750.0	37.18	9.91	HOU:School of Science and Technology
1428	Teaching of Natural Sciences	Διδασκαλία των Φυσικών Επιστημών	Hellenic Open University	Patra	3750.0	37.18	9.91	HOU:School of Science and Technology
1423	Waste Management	Διαχείριση Αποβλήτων	Hellenic Open University	Patra	3750.0	37.18	9.91	HOU:School of Science and Technology
1426	Environmental Catalysis for Pollution Abatement and Clean Energy Production MSc	Περιβαλλοντική Κατάλυση για Αντιρύπανση και Παραγωγή Καθαρής Ενέργειας	Hellenic Open University	Patra	3750.0	37.18	9.91	HOU:School of Science and Technology
1421	Engineering Project Management	Διαχείριση Τεχνικών Έργων	Hellenic Open University	Patra	3750.0	37.18	9.91	HOU:School of Science and Technology
1424	Earthquake Engineering and Seismic Resistant Structures	Σεισμική Μηχανική και Αντισεισμικές Κατασκευές	Hellenic Open University	Patra	3750.0	37.18	9.91	HOU:School of Science and Technology
1617	Personalized Medicine	Εξατομικευμένη Ιατρική	University of Patras	Patra	2000.0	19.58	9.79	UPatras:Medicine
908	Geography and Applied Geo-informatics	Γεωγραφία και Εφαρμοσμένη Γεωπληροφορική	University of the Aegean	Mytilene	1800.0	17.33	9.63	UAegean:Department of Geography
1016	Natural Hazards and Disaster Mitigation	Φυσικοί Κίνδυνοι και Αντιμετώπιση Καταστροφών	University of the Aegean	Mytilene	1800.0	17.33	9.63	UAegean:Department of Geography
913	Human Geography, Spatial Development and Planning	Ανθρωπογεωγραφία, Ανάπτυξη και Σχεδιασμός του Χώρου	University of the Aegean	Mytilene	1800.0	17.33	9.63	UAegean:Department of Geography
1210	History of Medicine and Biological Anthropology: Health, Disease and Natural Selection	Ιστορία της Ιατρικής και Βιολογική Ανθρωπολογία: Υγεία, Νόσος και Φυσική Επιλογή	Aristotle University of Thessaloniki	Thessaloniki	2400.0	23.04	9.6	AUTH:Medicine
1146	Surgical Oncology	Χειρουργική Ογκολογία	National and Kapodistrian University of Athens	Athens	3200.0	30.55	9.55	NKUA:Medicine
1155	Metabolic Bone Diseases	Μεταβολικά Νοσήματα των Οστών	National and Kapodistrian University of Athens	Athens	3200.0	30.55	9.55	NKUA:Medicine
896	Advanced Computer and Communication Systems	Προηγμένα Συστήματα Υπολογιστών και Επικοινωνιών	Aristotle University of Thessaloniki	Thessaloniki	1950.0	18.555	9.52	AUTH:Electrical & Computer Engineering | AUTH:School of Journalism and Mass Media Studies
1475	Mechatronics	Μηχατρονική	University of Western Macedonia	Kozani	2000.0	18.78	9.39	UoWM:Electrical & Computer Engineering
1625	Research and Innovation in Health Sciences	Έρευνα και Καινοτομία στις Επιστήμες Υγείας	Democritus University of Thrace	Alexandroupoli	2000.0	18.75	9.38	DUTH:Medicine
1491	Crisis and Historical Change	Κρίση και Ιστορική Αλλαγή	University of the Aegean	Mytilene	400.0	3.73	9.32	UAegean:Department of Social Anthropology and History

ID	Programme	Programme (EL)	University	City	Fee	Mean h (GS)	h per EUR 1,000	Departments
1678	Precision Agriculture	Εφαρμογές Γεωργίας Ακριβείας	Hellenic Open University	Patra	4000.0	37.18	9.3	HOU:School of Science and Technology
1229	Reproductive Regenerative Medicine	Αναπαραγωγική Αναγεννητική Ιατρική	National and Kapodistrian University of Athens	Athens	3300.0	30.55	9.26	NKUA:Medicine
2231	Fetal Maternal Medicine	Εμβρυομητρική Ιατρική	Aristotle University of Thessaloniki	Thessaloniki	2500.0	23.04	9.22	AUTH:Medicine
2232	Premalignant diseases in Gynecology	Προκαρκινικές Παθήσεις στη Γυναικολογία	Aristotle University of Thessaloniki	Thessaloniki	2500.0	23.04	9.22	AUTH:Medicine
876	Computer, Telecommunications and Network Engineering	Μηχανική Υπολογιστών, Τηλεπικοινωνιών και Δικτύων	National and Kapodistrian University of Athens	Athens	2400.0	22.0	9.17	NKUA:Informatics & Telecommunications
877	Information and Communication Technologies	Τεχνολογίες Πληροφορικής και Επικοινωνιών	National and Kapodistrian University of Athens	Athens	2400.0	22.0	9.17	NKUA:Informatics & Telecommunications
871	Computer Science	Πληροφορική	National and Kapodistrian University of Athens	Athens	2400.0	22.0	9.17	NKUA:Informatics & Telecommunications
1176	Computer Science	Επιστήμη των Υπολογιστών	Athens University of Economics and Business	Athens	2000.0	18.24	9.12	AUEB:Informatics
1434	Cultivations under cover- Hydroponics	Καλλιέργειες υπό Κάλυψη-Υδροπονία	Hellenic Open University	Patra	4100.0	37.18	9.07	HOU:School of Science and Technology
934	Informations Techology and Applications	Πληροφορική και Εφαρμογές	University of West Attica	Athens	2100.0	18.83	8.97	UNIWA:Informatics & Computer Engineering
932	Smart Grid Energy Systems	Ευφυή Δίκτυα Ηλεκτρικής Ενέργειας	University of Thessaly	Volos	2000.0	17.93	8.96	UThessaly:Electrical & Computer Engineering
930	Science and Technology of Electrical and Computer Engineering	Επιστήμη και Τεχνολογία Ηλεκτρολόγων Μηχανικών και Μηχανικών Υπολογιστών	University of Thessaly	Volos	2000.0	17.93	8.96	UThessaly:Electrical & Computer Engineering
1474	Renewable Energy Sources and Energy Management in Buildings	Ανανεώσιμες Πηγές Ενέργειας και Διαχείριση Ενέργειας στα Κτίρια	University of Western Macedonia	Kozani	2100.0	18.581	8.85	UoWM:Electrical & Computer Engineering | UoWM:Mechanical Engineering | UoWM:Chemical Engineering
1022	Public Law and Public Policy	Δημόσιο Δίκαιο και Δημόσια Πολιτική	National and Kapodistrian University of Athens	Athens	700.0	6.19	8.84	NKUA:Department of Political Science and Public Administration
1556	Digital Technologies and Smart Infrastructure in Agriculture	Ψηφιακές Τεχνολογίες και Ευφυείς Υποδομές στη Γεωργία	Agricultural University of Athens	Athens	2500.0	21.94	8.78	AUA:Department of Natural Resources Development & Agricultural Engineering
1089	e-Learning	Ηλεκτρονική Μάθηση	University of Piraeus	Pireaus	3000.0	26.33	8.78	UNIPI:Digital Systems
1226	Earth Science and Environment	Επιστήμες Γης και Περιβάλλον	National and Kapodistrian University of Athens	Athens	2400.0	20.78	8.66	NKUA:Department of Geology and Geoenvironment
1361	Deontology and Ethics in Biomedical Sciences	Δεοντολογία και Ηθική στις Βιοϊατρικές Επιστήμες	University of Thessaly	Larissa	2500.0	21.31	8.52	UThessaly:Medicine

ID	Programme	Programme (EL)	University	City	Fee	Mean h (GS)	h per EUR 1,000	Departments
1551	Inventory and Monitoring of Forests and Forest Lands and Protected Areas	Απογραφή και Παρακολούθηση Δασών και Δασικών Εκτάσεων και Προστατευόμενων Περιοχών	Democritus University of Thrace	Orestiada	1800.0	15.31	8.51	DUTH:Department of Forestry and Management of the Environment and of Natural Resources
1541	Environmental Design and Environmental Education	Περιβαλλοντικός Σχεδιασμός και Περιβαλλοντική Εκπαίδευση	Democritus University of Thrace	Orestiada	1800.0	15.31	8.51	DUTH:Department of Forestry and Management of the Environment and of Natural Resources
1147	Physiology of Aging and Geriatric Syndromes	Φυσιολογία της Γήρανσης και Γηριατρικά Σύνδρομα	National and Kapodistrian University of Athens	Athens	3600.0	30.55	8.49	NKUA:Medicine
1156	Neoplastic Disease in Humans: Research and Clinicopathologic Approach in the Context of Precision Medicine (Diagnosis and Targeted Treatment)	Νεοπλασματική Νόσος στον Άνθρωπο: Έρευνα και Κλινικοπαθολογοανατομική Προσέγγιση στα Πλαίσια της Εξατομικευμένης Ιατρικής (διαγωνση Και Στοχευμενη Θεραπεια)	National and Kapodistrian University of Athens	Athens	3600.0	30.55	8.49	NKUA:Medicine
1129	Health Promotion and Education	Προαγωγή και Αγωγή Υγείας	National and Kapodistrian University of Athens	Athens	3600.0	30.55	8.49	NKUA:Medicine
1158	Mental Health Promotion – Prevention of Psychiatric Disorders	Προαγωγή Ψυχικής Υγείας – Πρόληψη Ψυχιατρικών Διαταραχών	National and Kapodistrian University of Athens	Athens	3600.0	30.55	8.49	NKUA:Medicine
1244	Food Chemistry	Χημεία Τροφίμων	National and Kapodistrian University of Athens	Athens	3000.0	25.44	8.48	NKUA:Department of Chemistry
2260	Health and Environmental Factors	Υγεία και Περιβαλλοντικοί Παράγοντες	Aristotle University of Thessaloniki	Thessaloniki	2700.0	22.83	8.46	AUTH:Medicine | AUTH:School of Geology
1071	Research in Female Reproduction	Έρευνα στη Γυναικεία Αναπαραγωγή	National and Kapodistrian University of Athens	Athens	3600.0	29.636	8.23	NKUA:Medicine | UNIWA:Midwifery | NKUA:Department of Biology
1222	Sports and Health	Άθληση και Υγεία	Aristotle University of Thessaloniki	Thessaloniki	2800.0	23.04	8.23	AUTH:Medicine
1599	Exercise and Exercise-based Cardiac Rehabilitation in Patients with Cardiac Diseases	Άσκηση και Φυσική Αποκατάσταση σε Ασθενείς με Καρδιαγγειακά Νοσήματα	University of Crete	Heraklion	3000.0	24.41	8.14	UoC:Medicine
955	Ecology and Conservation of Biodiversity	Οικολογία και Διαχείριση της Βιοποικιλότητας	National and Kapodistrian University of Athens	Athens	3000.0	24.16	8.05	NKUA:Department of Biology
951	Bioinformatics - Computational Biology	Βιοπληροφορική – Υπολογιστική Βιολογία	National and Kapodistrian University of Athens	Athens	3000.0	24.16	8.05	NKUA:Department of Biology
959	Applications of Biology in Medicine	Εφαρμογές της Βιολογίας στην Ιατρική	National and Kapodistrian University of Athens	Athens	3000.0	24.16	8.05	NKUA:Department of Biology
1652	Sustainable design of structures against earthquake and other natural hazards	Αειφόρος σχεδιασμός τεχνικών έργων έναντι σεισμού και άλλων φυσικών κινδύνων	Aristotle University of Thessaloniki	Thessaloniki	1950.0	15.62	8.01	AUTH:Civil Engineering
1250	Cognitive Psychology and Applications	Γνωστική Ψυχολογία και Εφαρμογές	Aristotle University of Thessaloniki	Thessaloniki	2000.0	16.0	8.0	AUTH:School of Psychology

ID	Programme	Programme (EL)	University	City	Fee	Mean h (GS)	h per EUR 1,000	Departments
874	Integrated Production Management of Milk and Dairy Products	Ολοκληρωμένη Διαχείριση Παραγωγής Γάλακτος & Γαλακτομικών Προϊόντων	Agricultural University of Athens	Athens	3500.0	27.94	7.98	AUA:Department of Food Science and Human Nutrition
1654	Precision Medicine and Novel Therapies (PRETH)	Ιατρική Ακριβείας και Νέες Θεραπείες	Hellenic Open University	Patra	4700.0	37.18	7.91	HOU:School of Science and Technology
1540	Terrestrial Natural Ecosystems' Conservation and Restoration	Διατήρηση και Αποκατάσταση Χερσαίων Φυσικών Οικοσυστημάτων	Democritus University of Thrace	Orestiada	1950.0	15.31	7.85	DUTH:Department of Forestry and Management of the Environment and of Natural Resources
1341	Oncology: From Oncogenesis to Therapy	Ογκολογία: Από την Ογκογένεση έως την Θεραπεία	University of Crete	Heraklion	3000.0	23.453	7.82	UoC:Medicine | UoC:Department of Chemistry | UoC:Department of Biology
1127	Management and Information Systems	Διοίκηση Επιχειρήσεων και Πληροφοριακά Συστήματα	Aristotle University of Thessaloniki	Thessaloniki	3000.0	23.29	7.76	AUTH:Informatics
2265	Advanced Cardiopulmonary Practice-Cardiovascular Perfusion Science	Καρδιοπνευμονικές Εφαρμογές - Τεχνικές Εξωσωματικής Κυκλοφορίας	Aristotle University of Thessaloniki	Thessaloniki	3000.0	23.04	7.68	AUTH:Medicine
1555	Cardiovascular Disease	Καρδιαγγειακή Νόσος	Aristotle University of Thessaloniki	Thessaloniki	3000.0	23.04	7.68	AUTH:Medicine
2261	Applied Gerontology and Geriatrics	Εφαρμοσμένη Γεροντολογία και Γηριατρική	Aristotle University of Thessaloniki	Thessaloniki	3000.0	23.04	7.68	AUTH:Medicine
2263	Vaccines and Infectious Diseases	Εμβόλια και Λοιμώδη Νοσήματα	Aristotle University of Thessaloniki	Thessaloniki	3000.0	23.04	7.68	AUTH:Medicine
1950	Applied Science and Technology in Agricultural Production	Εφαρμοσμένη Επιστήμη και Τεχνολογία στη Γεωπονία	Hellenic Mediterranean University	Heraklion	2400.0	18.43	7.68	HMU:Department of Agriculture
2214	Climate Crisis, Risks and Disasters	Κλιματική Κρίση, Κίνδυνοι και Καταστροφές	Harokopio University of Athens	Athens	2100.0	16.08	7.66	HUA:Department of Geography
1143	Forensic Psychiatry	Ψυχιατροδικαστική	National and Kapodistrian University of Athens	Athens	4000.0	30.55	7.64	NKUA:Medicine
1139	Thoracic Oncology: Current Basic and Clinical Approach and Research	Ογκολογία Θώρακα: Σύγχρονη Κλινικο-εργαστηριακή Προσέγγιση και Έρευνα	National and Kapodistrian University of Athens	Athens	4000.0	30.55	7.64	NKUA:Medicine
1162	Resuscitation	Αναζωογόνηση	National and Kapodistrian University of Athens	Athens	4000.0	30.55	7.64	NKUA:Medicine
1231	Audiology and Neurotology	Ακοολογία και Νευροωτολογία	National and Kapodistrian University of Athens	Athens	4000.0	30.55	7.64	NKUA:Medicine
1161	Global Health - Disaster Medicine	Παγκόσμια Υγεία - Ιατρική των Καταστροφών	National and Kapodistrian University of Athens	Athens	4000.0	30.55	7.64	NKUA:Medicine
1113	Liaison Psychiatry: Integrative Care of Physical and Mental Health	Διασυνδετική Ψυχιατρική: Απαρτιωμένη Φροντίδα Σωματικής και Ψυχικής Υγείας	National and Kapodistrian University of Athens	Athens	4000.0	30.55	7.64	NKUA:Medicine

Table 28. Programmes ranked by research standing per euro of fee (continued, 3 of 10)

ID	Programme	Programme (EL)	University	City	Fee	Mean h (GS)	h per EUR 1,000	Departments
1135	Biostatistics	Βιοστατιστική	National and Kapodistrian University of Athens	Athens	4000.0	30.55	7.64	NKUA:Medicine
1134	Exercise & Health	Άθληση και Υγεία	National and Kapodistrian University of Athens	Athens	4000.0	30.55	7.64	NKUA:Medicine
1160	Pediatric Inectious Diseases	Παδιατρική Λοιμωξιολογία	National and Kapodistrian University of Athens	Athens	4000.0	30.55	7.64	NKUA:Medicine
1211	Occupational, Environmental, and Pharmaceytical Risk Assessment	Εκτίμηση και Διαχείριση Επαγγελματικού, Περιβαλλοντικού και Φαρμακευτικού Κινδύνου	National and Kapodistrian University of Athens	Athens	4000.0	30.55	7.64	NKUA:Medicine
1259	Sleep - Related Breathing Disorders - Laboratory and Clinical Sleep Medicine	Διαταραχές της Αναπνοής στον Ύπνο - Εργαστηριακή και Κλινική Ιατρική του Ύπνου	National and Kapodistrian University of Athens	Athens	4000.0	30.55	7.64	NKUA:Medicine
1140	Cardiopulmonary Rehabilitation and Rehabilitation of ICU Patients	Καρδιοπνευμονική Αποκατάσταση και Αποκατάσταση Πασχόντων ΜΕθ	National and Kapodistrian University of Athens	Athens	4000.0	30.55	7.64	NKUA:Medicine
1119	Applied Biomechanics in Orthopaedics	Εφαρμοσμένη Εμβιομηχανική στην Ορθοπαιδική	National and Kapodistrian University of Athens	Athens	4000.0	30.55	7.64	NKUA:Medicine
1136	Diabets Mellitus and Obesity	Σακχαρώδης Διαβήτης και Παχυσαρκία	National and Kapodistrian University of Athens	Athens	4000.0	30.55	7.64	NKUA:Medicine
1133	Pediatric Respiratory Medicine	Παιδιατρική Πνευμονολογία	National and Kapodistrian University of Athens	Athens	4000.0	30.55	7.64	NKUA:Medicine
1130	Molecular and Applied Physiology	Μοριακή και Εφαρμοσμένη Φυσιολογία	National and Kapodistrian University of Athens	Athens	4000.0	30.55	7.64	NKUA:Medicine
1124	Thrombosis - Bleeding - Tranfusion Medicine	Θρόμβωση - Αιμορραγία - Ιατρική των Μεταγγίσεων	National and Kapodistrian University of Athens	Athens	4000.0	30.55	7.64	NKUA:Medicine
1123	Clinical Ergospirometry, Exercise, Advanced Technology and Rehabilitation	Κλινική Εργοσπιρομετρία, Άσκηση, Προηγμένη Τεχνολογία και Αποκατάσταση	National and Kapodistrian University of Athens	Athens	4000.0	30.55	7.64	NKUA:Medicine
1144	Child and Adolescent Mental Health and Psychiatry	Ψυχική Υγεία και Ψυχιατρική Παιδιών και Εφήβων	National and Kapodistrian University of Athens	Athens	4000.0	30.55	7.64	NKUA:Medicine
1121	Clinical Neurophysiology	Κλινική Νευροφυσιολγία	National and Kapodistrian University of Athens	Athens	4000.0	30.55	7.64	NKUA:Medicine
1137	Update in Diagnosis in Dermatology and Allergiology	Σύγχρονη Διαγνωστική στη Δερματολογία και Αλλεργιολογία	National and Kapodistrian University of Athens	Athens	4000.0	30.55	7.64	NKUA:Medicine
1099	Algology: Pain Management, Diagnosis and Treatment, Pharmacological, Interventional and Other Techniques	Αλγολογία: Αντιμετώπιση του Πόνου, Διάγνωση και Θεραπεία. Φαρμακευτικές και Άλλες Τεχνικές	National and Kapodistrian University of Athens	Athens	4000.0	30.55	7.64	NKUA:Medicine
1159	Strategies of Developmntal and Adolescent Health	Στρατηγικές Αναπτυξιακής και Εφηβικής Υγείας	National and Kapodistrian University of Athens	Athens	4000.0	30.55	7.64	NKUA:Medicine

ID	Programme	Programme (EL)	University	City	Fee	Mean h (GS)	h per EUR 1,000	Departments
1149	Molecular Biopathology	Μοριακή Ιατρική Βιοπαθολογία	National and Kapodistrian University of Athens	Athens	4000.0	30.55	7.64	NKUA:Medicine
1117	Interventional Cardiology	Επεμβατική Καρδιολογία	National and Kapodistrian University of Athens	Athens	4000.0	30.55	7.64	NKUA:Medicine
1095	Arterial Hypertension and Related Cardiovascular-Kidney Diseases	Αρτηριακή Υπέρταση και Σύνοδα Καρδιαγγειακά-νεφρικά Νοσήματα	National and Kapodistrian University of Athens	Athens	4000.0	30.55	7.64	NKUA:Medicine
1682	Infertility - Assisted Reproduction Techniques	Υπογονιμότητα - Τεχνικές Υποβοηθούμενης Αναπαραγωγής	National and Kapodistrian University of Athens	Athens	4000.0	30.55	7.64	NKUA:Medicine
1114	General Pediatrics and Pediatric Subspecialties: Clinical Practice and Research	Γενική και Εξειδικευμένη Παιδιατρική: Κλινική Πράξη και Έρευνα	National and Kapodistrian University of Athens	Athens	4000.0	30.55	7.64	NKUA:Medicine
915	Exercise Physiology, Cardiopulmonary Exercise Testing and Pulmonary Rehabilitation	Άσκηση, Εργοσπιρομετρία και Αποκατάσταση	University of Thessaly	Larissa	2800.0	21.31	7.61	UThessaly:Medicine
1301	Methodology of modern treatment of renal failure	Μεθοδολογία της Σύγχρονης Αντιμετώπισης της Νεφρικής Ανεπάρκειας	Democritus University of Thrace	Alexandroupoli	2500.0	18.75	7.5	DUTH:Medicine
1489	Gender, Culture and Society	Φύλο, Πολιτισμός και Κοινωνία	University of the Aegean	Mytilene	500.0	3.73	7.46	UAegean:Department of Social Anthropology and History
1152	Intensive Care Units-cardiology, Medicalandnursingcare	Μονάδες Εντατικής Θεραπείας-καρδιολογία, Ιατρική και Νοσηλευτική Φροντίδα	National and Kapodistrian University of Athens	Athens	4000.0	29.788	7.45	NKUA:Medicine | NKUA:Nursing
1395	Athens International Program in Neurosciences	ΔΠΜΣ στις Νευροεπιστήμες	National and Kapodistrian University of Athens	Athens	4000.0	29.813	7.45	NKUA:Department of Biology | NKUA:Medicine | NKUA:Department of Psychology
1576	Applied Bioinformatics	Εφαρμοσμένη Βιοπληροφορική	Aristotle University of Thessaloniki	Thessaloniki	3000.0	22.144	7.38	AUTH:Informatics | AUTH:Department of Mathematics | AUTH:School of Biology | AUTH:Medicine
1021	Nutrition and Dietetics	Διατροφή και Διαιτολογία	International Hellenic University	Thessaloniki	4000.0	29.5	7.38	IHU:Nutritional Sciences and Dietetics
1463	Language Technology	Γλωσσική Τεχνολογία	National and Kapodistrian University of Athens	Athens	3000.0	22.0	7.33	NKUA:Informatics & Telecommunications
875	Sustainable Production Systems and Environment in Agriculture	Αειφορικά Συστήματα Παραγωγής και Περιβάλλον στη Γεωργία	Democritus University of Thrace	Orestiada	2700.0	19.77	7.32	DUTH:Department of Agricultural Development
2266	Critical Thinking and Soft Skills in Biomedical and Social Sciences	Κριτική Σκέψη Και Ήπιες Δεξιότητες (Soft Skills) Στις Βιοϊατρικές Και Κοινωνικές Επιστήμες	Aristotle University of Thessaloniki	Thessaloniki	3000.0	21.874	7.29	AUTH:Medicine | AUTH:School of Primary Education

ID	Programme	Programme (EL)	University	City	Fee	Mean h (GS)	h per EUR 1,000	Departments
2262	Neurosciences, Neurolinguistics and Applications	Νευροεπιστήμες, Νευρογλωσσολογία και Εφαρμογές	Aristotle University of Thessaloniki	Thessaloniki	3000.0	21.802	7.27	AUTH:Medicine | AUTH:School of German Language and Literature | AUTH:School of Italian Language and Literature
1394	Public Health	Δημόσια Υγεία	University of Patras	Patra	2700.0	19.58	7.25	UPatras:Medicine
1473	Preservation & Management of Cultural Heritage	Διατήρηση και Διαχείριση Πολιτισμικής Κληρονομιάς	Ionian University	Zakynthos	1900.0	13.54	7.13	Ionian:Department of Environment
914	Primary Health Care	Πρωτοβάθμια Φροντίδα Υγείας	University of Thessaly	Larissa	3000.0	21.31	7.1	UThessaly:Medicine
1360	Management and Rehabilitation of Patients in Critical Illness	Διαχείριση και Αποκατάσταση Βαρέως Πάσχοντα	University of Thessaly	Larissa	3000.0	21.31	7.1	UThessaly:Medicine
1033	Human Genetics	Γενετική του Ανθρώπου	University of Thessaly	Larissa	3000.0	21.31	7.1	UThessaly:Medicine
1366	Biology of Reproduction - Biomarkers in Obstetrics and Gynaecology - Perinatal Medicine	Βιολογια της Αναπαραγωγης - Βιοδεικτες στη Μαιευτικη και Γυναικολογια - Περιγεννητικη Ιατρικη	University of Thessaly	Larissa	3000.0	21.31	7.1	UThessaly:Medicine
1335	Research Methodology in Biomedicine, Biostatistics and Clinical Bioinformatics	Μεθοδολογία Βιοϊατρικής Έρευνας, Βιοστατιστική και Κλινική Βιοπληροφορική	University of Thessaly	Larissa	3000.0	21.31	7.1	UThessaly:Medicine
1357	Nutrition in Health and Disease	Η Διατροφή στην Υγεία και στη Νόσο	University of Thessaly	Larissa	3000.0	21.31	7.1	UThessaly:Medicine
1730	Diagnostic and Therapeutic Approach To Diabetic Foot	Διαγνωστική και Θεραπευτική Προσέγγιση του Διαβητικού Ποδιού	University of Thessaly	Larissa	3000.0	21.31	7.1	UThessaly:Medicine
2258	Health And Social Care Services Management	Διοίκηση και Οργάνωση Υπηρεσιών Υγείας και Κοινωνικής Φροντίδας	Aristotle University of Thessaloniki	Thessaloniki	3000.0	21.243	7.08	AUTH:Medicine | DUTH:Medicine | DUTH:Department of Social Policy | DUTH:Department of Social Work
1249	Political Science and Sociology	Πολιτική Επιστήμη και Κοινωνιολογία	National and Kapodistrian University of Athens	Athens	880.0	6.19	7.03	NKUA:Department of Political Science and Public Administration
916	Sustainable Management of Aquatic Environment	Αειφορική Διαχείριση Υδατικού Περιβάλλοντος	University of Thessaly	Volos	2000.0	14.017	7.01	UThessaly:Civil Engineering | UThessaly:Department of Environment
997	Analysis and Management of Energy Systems	Ανάλυση και Διαχείριση Ενεργειακών Συστημάτων	University of Thessaly	Volos	2700.0	18.79	6.96	UThessaly:Mechanical Engineering
1108	Innovative Applications in Sustainable Agriculture, in Plant Improvement and in Agrometeorology	Καινοτόμες Εφαρμογές στην Αειφορική Γεωργία, στη Βελτίωση Φυτών και στην Αγρομετεωρολογία	Agricultural University of Athens	Athens	2650.0	18.43	6.95	AUA:Department of Crop Science
1554	Biomedical Informatics	Βιοϊατρική Πληροφορική	Democritus University of Thrace	Alexandroupoli	2700.0	18.75	6.94	DUTH:Medicine

ID	Programme	Programme (EL)	University	City	Fee	Mean h (GS)	h per EUR 1,000	Departments
1591	Industrial and Environmental Applications in Micropaleontology (IdEA-M)	Ενεργειακές και Περιβαλλοντικές Εφαρμογές στη Μικροπαλαιοντολογία	National and Kapodistrian University of Athens	Athens	3000.0	20.78	6.93	NKUA:Department of Geology and Geoenvironment
1544	Biomedical Engineering and Technology	Βιοϊατρική Μηχανική και Τεχνολογία	University of West Attica	Athens	2000.0	13.78	6.89	UNIWA:Biomedical Engineering | UNIWA:Electrical & Electronics Engineering | UNIWA:Informatics & Computer Engineering | UNIWA:Biomedical Sciences
1142	MSc in Molecular Biomedicine: Mechanisms of Disease, Molecular and Cellular Therapies, and Bioinnovation	Μοριακή Βιοϊατρική Μηχανισμοί Ασθενειών, Μοριακές και Κυτταρικές Θεραπείες & Βιοκαινοτομία	National and Kapodistrian University of Athens	Athens	4000.0	27.291	6.82	NKUA:Dentistry | NKUA:Medicine | NKUA:Nursing | NKUA:Pharmacy | NKUA:Department of Chemistry | NKUA:Department of Biology
1309	Italian Studies and Language Sciences	Ιταλικές Σπουδές και Επιστήμες της Γλώσσας	Aristotle University of Thessaloniki	Thessaloniki	1250.0	8.5	6.8	AUTH:School of Italian Language and Literature
944	Advances in Computer Science and Information Systems	Προηγμένες Τεχνολογίες Πληροφορικής και Εφαρμογές	Harokopio University of Athens	Athens	2800.0	19.0	6.79	HUA:Informatics & Telematics
1205	Development of New Drugs: Research, Launch and Access	Ανάπτυξη Νέων Φαρμάκων: Έρευνα, Κυκλοφορία και Πρόσβαση	National and Kapodistrian University of Athens	Athens	4500.0	30.55	6.79	NKUA:Medicine
1629	Climate Crisis and Information and Communication Technologies	Κλιματική Κρίση και Τεχνολογίες Πληροφορικής και Επικοινωνιών	University of Piraeus	Athens	3900.0	26.33	6.75	UNIPI:Digital Systems
1323	Journalism	Δημοσιογραφία	Aristotle University of Thessaloniki	Thessaloniki	2000.0	13.45	6.72	AUTH:School of Journalism and Mass Media Studies
26	Modern Prevention and Treatment of Pediatric Diseases	Σύγχρονη Πρόληψη και Αντιμετώπιση Παιδιατρικών Νοσημάτων	University of Thessaly	Larissa	3200.0	21.31	6.66	UThessaly:Medicine
1450	Product Design and Manufacturing	Σχεδίαση και Παραγωγή Προϊόντων	Technical University of Crete	Chania	3000.0	19.83	6.61	TUC:Production Engineering & Management
1045	Sport Tourism, Event Management, Dance	Αθλητικός Τουρισμός, Οργάνωση Δρώμενων, Χορός	Democritus University of Thrace	Komotini	2700.0	17.847	6.61	DUTH:Department of Economics | DUTH:Medicine
2267	MSc in Operational Research and Decision Making	Επιχειρησιακή Έρευνα και Λήψη Αποφάσεων	Technical University of Crete	Chania	3000.0	19.83	6.61	TUC:Production Engineering & Management
2268	MSc in Intelligent Systems	Ευφυή Συστήματα	Technical University of Crete	Chania	3000.0	19.83	6.61	TUC:Production Engineering & Management
1696	Dermatoscopy	Δερματοσκόπηση	Aristotle University of Thessaloniki	Thessaloniki	3500.0	23.04	6.58	AUTH:Medicine
2237	Social-Preventive Medicine and Quality in Health Care	Κοινωνική-Προληπτική Ιατρική και Ποιότητα στη Φροντίδα Υγείας	Aristotle University of Thessaloniki	Thessaloniki	3500.0	23.04	6.58	AUTH:Medicine
1786	Food Quality Control	Ποιοτικός Έλεγχος Τροφίμων	University of Western Macedonia	Kozani	3200.0	20.948	6.55	UoWM:Department of Agriculture | UoWM:Chemical Engineering

ID	Programme	Programme (EL)	University	City	Fee	Mean h (GS)	h per EUR 1,000	Departments
1372	MSc in Cybersecurity	Κυβερνοασφάλεια	University of West Attica	Athens	2900.0	18.83	6.49	UNIWA:Informatics & Computer Engineering
1273	Soccer training and Injury Prevention	Προπόνηση και Πρόληψη Τραυματισμών στο Ποδόσφαιρο	Aristotle University of Thessaloniki	Thessaloniki	2350.0	15.24	6.49	AUTH:School of Physical Education and Sports Science
2252	Sciences Of Education	Επιστήμες της Αγωγής	National and Kapodistrian University of Athens	Athens	2400.0	15.56	6.48	NKUA:School of Physical Education and Sport Science
2215	Silver Economy: Economy, Society and Innovation in Longevity	Silver Economy: Οικονομία, Κοινωνία και Καινοτομία στη Μακροβιότητα	Harokopio University of Athens	Athens	2500.0	16.08	6.43	HUA:Department of Geography
1522	Nutrition, Wellness and Public Health	Διατροφή, Ευζωία και Δημόσια Υγεία	University of the Aegean	Lemnos	3200.0	20.38	6.37	UAegean:Department of Food Science and Nutrition
1141	Psychodynamic Psychotherapy in Medical Settings	Ψυχοδυναμική Ψυχοθεραπεία σε Ιατρικό Πλαίσιο	National and Kapodistrian University of Athens	Athens	4800.0	30.55	6.36	NKUA:Medicine

Table 28. Programmes ranked by research standing per euro of fee (continued, 4 of 10)

ID	Programme	Programme (EL)	University	City	Fee	Mean h (GS)	h per EUR 1,000	Departments
950	Internet of Things: Artificial Intelligence and Next Generation Networks	Διαδίκτυο των Πραγμάτων: Τεχνητή Νοημοσύνη και Σύγχρονα Δίκτυα	University of the Aegean	Karlovasi	3000.0	19.09	6.36	UAegean:Information & Communication Systems Eng.
1548	Biotechnology	Βιοτεχνολογία	National and Kapodistrian University of Athens	Athens	3800.0	24.16	6.36	NKUA:Department of Biology
933	Information and Communication Systems Security	Ασφάλεια Πληροφοριακών και Επικοινωνιακών Συστημάτων	University of the Aegean	Karlovasi	3000.0	19.09	6.36	UAegean:Information & Communication Systems Eng.
941	E-Government	Ηλεκτρονική Διακυβέρνηση	University of the Aegean	Karlovasi	3000.0	19.09	6.36	UAegean:Information & Communication Systems Eng.
953	Information and Communications Systems	Πληροφοριακά και Επικοινωνιακά Συστήματα	University of the Aegean	Karlovasi	3000.0	19.09	6.36	UAegean:Information & Communication Systems Eng.
1772	Advanced Information Technologies and Services	Προηγμένες Τεχνολογίες Πληροφορικής και Υπηρεσίες	University of Western Macedonia	Kozani	2880.0	18.277	6.35	UoWM:Electrical & Computer Engineering | UNIPI:Informatics | UoWM:Informatics
1322	Applied Nutrition and Dietetics	Εφαρμοσμένη Διαιτολογία - Διατροφή	Harokopio University of Athens	Athens	5000.0	31.73	6.35	HUA:Nutrition and Dietetics
1093	Information Systems and Services	Πληροφοριακά Συστήματα και Υπηρεσίες	University of Piraeus	Pireaus	4200.0	26.33	6.27	UNIPI:Digital Systems
1542	Innovative Systems of Sustainable Agricultural Production	Καινοτόμα Συστήματα Αειφόρου Αγροτικής Παραγωγής	International Hellenic University	Sindos	2250.0	14.11	6.27	IHU:Department of Agriculture
1549	Digital Technologies in Hospitality and Tourism Management	Ψηφιακές Τεχνολογίες στη Διοίκηση της Φιλοξενίας και του Τουρισμού	Ionian University	Corfu	3000.0	18.78	6.26	Ionian:Informatics
1198	Digital Applications and Innovation	Ψηφιακές Εφαρμογές και Καινοτομία	Ionian University	Corfu	3000.0	18.78	6.26	Ionian:Informatics
1684	Primary Health Care	Πρωτοβάθμια Φροντίδα Υγείας	Democritus University of Thrace	Alexandroupoli	3000.0	18.75	6.25	DUTH:Medicine
1515	Food, Nutrition and Microbiome	Τρόφιμα, Διατροφή και Μικροβίωμα	Democritus University of Thrace	Alexandroupoli	3000.0	18.75	6.25	DUTH:Medicine

ID	Programme	Programme (EL)	University	City	Fee	Mean h (GS)	h per EUR 1,000	Departments
1037	Human Reproduction	Ανθρώπινη Αναπαραγωγή	Democritus University of Thrace	Alexandroupoli	3000.0	18.75	6.25	DUTH:Medicine
1349	Clinical - Surgical Anatomy	Κλινική - Χειρουργική Ανατομία	Democritus University of Thrace	Alexandroupoli	3000.0	18.75	6.25	DUTH:Medicine
893	Clinical Pharmacology and Therapeutics	Κλινική Φαρμακολογία και Θεραπευτική	Democritus University of Thrace	Alexandroupoli	3000.0	18.75	6.25	DUTH:Medicine
1342	Social Psychiatry	Κοινωνική Ψυχιατρική	Democritus University of Thrace	Alexandroupoli	3000.0	18.75	6.25	DUTH:Medicine
1575	Environmental Communication and Health Promotion	Περιβαλλοντική Επικοινωνία και Προαγωγή Υγείας	University of West Attica	Athens	2250.0	14.0	6.22	UNIWA:Public and Community Health
1605	Epidemiology and Public Health	Επιδημιολογία και Προαγωγή Υγείας	University of West Attica	Athens	2250.0	14.0	6.22	UNIWA:Public and Community Health
1645	Health Promotion in Third Age	Προαγωγή Υγείας στην Τρίτη Ηλικία	University of West Attica	Athens	2250.0	14.0	6.22	UNIWA:Public and Community Health
1092	Sustainable Development	Βιώσιμη Ανάπτυξη	Harokopio University of Athens	Athens	2400.0	14.8	6.17	HUA:Department of Economics and Sustainable Development
1107	Peak Areas and Innovative Applications in Production and Maintenance of Fruit-vegetables and Floricultural Species	Τομείς Αιχμής και Καινοτόμες Εφαρμογές στην Παραγωγή και Συντήρηση Οπωροκηπευτικών και Ανθοκομικών Ειδών	Agricultural University of Athens	Athens	3000.0	18.43	6.14	AUA:Department of Crop Science
1109	Integrated Plant Protection and Environmental Management Systems	Ολοκληρωμένα Συστήματα Φυτοπροστασίας και Διαχείρισης του Περιβάλλοντος	Agricultural University of Athens	Athens	3000.0	18.43	6.14	AUA:Department of Crop Science
1464	Fetal Maternal Medicine	Εμβρυομητρική Ιατρική	National and Kapodistrian University of Athens	Athens	5000.0	30.55	6.11	NKUA:Medicine
965	Clinical Biochemistry-Molecular Diagnostics	Κλινική Βιοχημεία - Μοριακή Διαγνωστική	National and Kapodistrian University of Athens	Athens	4000.0	24.16	6.04	NKUA:Department of Biology
974	Information Systems	Πληροφοριακά Συστήματα	University of Macedonia	Thessaloniki	2950.0	17.77	6.02	UoM:Department of Business Administration
1695	Public Management and Digital Transformation	Δημόσια Διοίκηση και Ψηφιακός Μετασχηματισμός	University of the Peloponnese	Tripoli(s)	3300.0	19.6	5.94	UoP:Department of Management Science and Technology
1714	Chemical and Biochemical Engineering: Health & Food	Χημική και Βιοχημική Μηχανική: Υγεία & Τρόφιμα	Aristotle University of Thessaloniki	Thessaloniki	4000.0	23.75	5.94	AUTH:Chemical Engineering
1384	Financial Management	Χρηματοοικονομική Διοίκηση	Hellenic Mediterranean University	Heraklion	2700.0	16.0	5.93	HMU:Department of Accounting and Finance
1525	Artificial Intelligence	Τεχνητή Νοημοσύνη	University of Piraeus	Athens	4500.0	26.33	5.85	UNIPI:Digital Systems
1557	Interdisciplinary Management of Chronic Diseases, Disability and Ageing	Διεπιστημονική Διαχείριση των Χρόνιων Νοσημάτων, της Αναπηρίας και της Γήρανσης	Hellenic Mediterranean University	Heraklion	2700.0	15.75	5.83	HMU:Nursing
1693	Interdisciplinary Social Interventions in Crisis Situations	Διαμεθοδικές Κοινωνικές Παρεμβάσεις σε Καταστάσεις Κρίσης	Hellenic Mediterranean University	Heraklion	2700.0	15.75	5.83	HMU:Nursing
892	Applied Economics	Εφαρμοσμένη Οικονομική	University of Thessaly	Volos	2700.0	15.69	5.81	UThessaly:Department of Economics

ID	Programme	Programme (EL)	University	City	Fee	Mean h (GS)	h per EUR 1,000	Departments
1552	Livestock and Wildlife Management	Ολοκληρωμένη διαχείριση παραγωγικών ζώων και άγριας πανίδας	University of Western Macedonia	Florina	2200.0	12.78	5.81	UoWM:Department of Agriculture
1587	Application of Endoscopic Surgical Techniques in Gynecology	Εφαρμογή των Ενδοσκοπικών Χειρουργικών Τεχνικών στην Γυναικολογία	Aristotle University of Thessaloniki	Thessaloniki	4000.0	23.04	5.76	AUTH:Medicine
2239	Auditory Processing Disorder	Διαταραχή Ακουστικής Επεξεργασίας	Aristotle University of Thessaloniki	Thessaloniki	4000.0	23.04	5.76	AUTH:Medicine
2228	“Surgical Oncology of the Skin, Soft Tissues, Vascular Anomalies”	«Χειρουργική Ογκολογία Δέρματος, Μαλακών Μορίων, Αγγειακών Ανωμαλιών»	Aristotle University of Thessaloniki	Thessaloniki	4000.0	23.04	5.76	AUTH:Medicine
2234	Psychological Applications in Health	Εφαρμογές της Ψυχολογίας στην Υγεία	Aristotle University of Thessaloniki	Thessaloniki	4000.0	23.04	5.76	AUTH:Medicine
1512	Health Statistics and Data Analytics	Στατιστική και Αναλυτική Βιοϊατρικών Δεδομένων	Aristotle University of Thessaloniki	Thessaloniki	4000.0	23.04	5.76	AUTH:Medicine
1208	Neuroimmunology	Νευροανοσολογία	Aristotle University of Thessaloniki	Thessaloniki	4000.0	22.942	5.74	AUTH:Medicine | AUTH:Pharmacy | AUTH:School of Chemistry | AUTH:School of Biology
1661	Documentation and modeling of Monuments and Archaeological Sites	Αποτύπωση και τεκμηρίωση μνημείων και Αρχαιολογικών Χώρων	Hellenic Open University	Patra	3150.0	18.0	5.71	HOU:School of Applied Arts and Sustainable Design
2254	Applied Microbiology	Σύγχρονη Εφαρμοσμένη Μικροβιολογία	Aristotle University of Thessaloniki	Thessaloniki	3500.0	19.88	5.68	AUTH:School of Biology
1383	Human Performance	Ανθρώπινη Απόδοση	Aristotle University of Thessaloniki	Thessaloniki	2700.0	15.24	5.64	AUTH:School of Physical Education and Sports Science
1381	Sport, Recreation and Sports Tourism Management	Διοίκηση Αθλητισμού, Αναψυχής και Αθλητικού Τουρισμού	Aristotle University of Thessaloniki	Thessaloniki	2700.0	15.24	5.64	AUTH:School of Physical Education and Sports Science
1382	Education in Physical Education	Εκπαίδευση στη Φυσική Αγωγή	Aristotle University of Thessaloniki	Thessaloniki	2700.0	15.24	5.64	AUTH:School of Physical Education and Sports Science
1199	Education Sciences: Innovative Pedagogical Approaches in Multicultural Environments	Επιστήμες της Αγωγής: Καινοτόμες Παιδαγωγικές Προσεγγίσεις σε Πολυπολιτισμικά Εκπαιδευτικά Περιβάλλοντα	Democritus University of Thrace	Alexandroupoli	2500.0	14.0	5.6	DUTH:Department of Primary Education
1558	Applied Informatics	Εφαρμοσμένη Πληροφορική	Harokopio University of Athens	Athens	3400.0	19.0	5.59	HUA:Informatics & Telematics
1282	Theology and Culture	Θεολογία και Πολιτισμός	Aristotle University of Thessaloniki	Thessaloniki	600.0	3.33	5.55	AUTH:School of Theology
1465	New Technology and Minimal Invasive Techniques in Gastroin-testinal and Bariatric Surgery	Νέες Τεχνολογίες Χειρουργικής Πεπτικού, Ελάχιστα Επεμβατικές Τεχνικές, Βαριατρικη Χειρουργική	National and Kapodistrian University of Athens	Athens	5500.0	30.55	5.55	NKUA:Medicine
1217	Biotechnology - Quality Assessment in Nutrition and the Environment	Βιοτεχνολογία - Ποιότητα Διατροφής και Περιβάλλοντος	University of Thessaly	Larissa	4000.0	22.18	5.54	UThessaly:Department of Biochemistry and Biotechnology

ID	Programme	Programme (EL)	University	City	Fee	Mean h (GS)	h per EUR 1,000	Departments
1504	MSc in Advanced Experimental and Computational Biosciences	Προηγμένες Πειραματικές και Υπολογιστικές Βιοεπιστήμες	University of Thessaly	Larissa	4000.0	22.18	5.54	UThessaly:Department of Biochemistry and Biotechnology
1218	Applications of Molecular Biology - Genetics, Diagnostic Biomarkers	Εφαρμογές Μοριακής Βιολογίας - Μοριακή Γενετική, Διαγνωστικοί Δείκτες	University of Thessaly	Larissa	4000.0	22.18	5.54	UThessaly:Department of Biochemistry and Biotechnology
945	Advanced and Evidence Based Midwifery Care	Προηγμένη και Τεκμηριωμένη Μαιευτική Φροντίδα	University of West Attica	Athens	2400.0	13.22	5.51	UNIWA:Midwifery
1432	Bioinformatics and Neuroinformatics	Βιοπληροφορική και Νευροπληροφορική	Hellenic Open University	Patra	3900.0	21.48	5.51	HOU:School of Science and Technology | HOU:School of Humanities
1221	Innovation, Technology and Business Management	Διοίκηση Καινοτομίας, Τεχνολογίας και Επιχειρήσεων	Democritus University of Thrace	Xanthi	3500.0	19.07	5.45	DUTH:Production & Management Engineering
994	Renewable Energy Systems	Συστήματα Αξιοποίησης Ανανεώσιμων Πηγών Ενέργειας	International Hellenic University	Serres	2400.0	13.0	5.42	IHU:Mechanical Engineering
1570	MSc Advanced Product Design Engineering & Manufacturing	Προηγμένα Βιομηχανικά Συστήματα Παραγωγής	University of West Attica	Athens	4000.0	21.54	5.38	UNIWA:Mechanical Engineering
1094	CyberSecurity and AI Technologies	Κυβερνοασφάλεια και Τεχνολογίες Τεχνητής Νοημοσύνης	University of Piraeus	Pireaus	4900.0	26.33	5.37	UNIPI:Digital Systems
1694	Law and Information and Communication Technologies	Δίκαιο και Τεχνολογίες Πληροφορικής και Επικοινωνιών	University of Piraeus	Pireaus	4900.0	26.33	5.37	UNIPI:Digital Systems
1039	Applied Geography and Spatial Planning	Εφαρμοσμένη Γεωγραφία και Διαχείριση του Χώρου	Harokopio University of Athens	Athens	3000.0	16.08	5.36	HUA:Department of Geography
1467	Cultural Informatics and Communication	Πολιτισμική Πληροφορική και Επικοινωνία	University of the Aegean	Mytilene	2800.0	15.0	5.36	UAegean:Department of Cultural Technology and Communication
1699	Immunobiology	Ανοσοβιολογία	University of Crete	Heraklion	4000.0	21.0	5.25	UoC:Department of Biology
984	Educational Sciences: Science, Environment and Technology in Education	Επιστήμες της Αγωγής: Εκπαίδευση στις Φυσικές Επιστήμες, το Περιβάλλον και την Τεχνολογία	University of Western Macedonia	Florina	2100.0	11.0	5.24	UoWM:Department of Early Childhood Education
1292	MSc in Bioeconomy: Biotechnology and Law	Βιοοικονομία: Βιοτεχνολογία και Δίκαιο	International Hellenic University	Thessaloniki	2700.0	14.11	5.23	IHU:Department of Agriculture
995	Supply Chain Management and Logistics	Διοίκηση Εφοδιαστικής Αλυσίδας και Logistics	University of Thessaly	Volos	3600.0	18.79	5.22	UThessaly:Mechanical Engineering
1404	New Technologies in Environmental Education and Sustainable Development	Νέες Τεχνολογίες για την Περιβαλλοντική Εκπαίδευση και τη Βιώσιμη Ανάπτυξη	Ionian University	Zakynthos	2600.0	13.54	5.21	Ionian:Department of Environment
1338	Stroke – Cerebrovascular Diseases	Αγγειακά Εγκεφαλικά Επεισόδια	Democritus University of Thrace	Alexandroupoli	3600.0	18.75	5.21	DUTH:Medicine
942	Mathematics and Science Education	Επιστήμες της Αγωγής: Εκπαίδευση στα Μαθηματικά και τις Φυσικές Επιστήμες	Democritus University of Thrace	Alexandroupoli	2700.0	14.0	5.19	DUTH:Department of Primary Education

ID	Programme	Programme (EL)	University	City	Fee	Mean h (GS)	h per EUR 1,000	Departments
1609	Leadership, Innovation, and Value Based Health Policies	Ηγεσία, Καινοτομία & Πολιτικές Άξιας στην Υγεία	University of West Attica	Athens	3000.0	15.38	5.13	UNIWA:Public Health Policies
977	Clinical and Industrial Pharmacology - Clinical Toxicology	Κλινική και Βιομηχανική Φαρμακολογία – Κλινική Τοξικολογία	Aristotle University of Thessaloniki	Thessaloniki	4500.0	23.04	5.12	AUTH:Medicine

Table 28. Programmes ranked by research standing per euro of fee (continued, 5 of 10)

ID	Programme	Programme (EL)	University	City	Fee	Mean h (GS)	h per EUR 1,000	Departments
1618	Stem Cells and Regenerative Medicine	Βλαστοκύτταρα και Αναγεννητική Ιατρική	Aristotle University of Thessaloniki	Thessaloniki	4500.0	23.04	5.12	AUTH:Medicine
971	Analysis and Management of Manmade and Natural Disasters	Ανάλυση και Διαχείριση Ανθρωπογενών και Φυσικών Καταστροφών	Democritus University of Thrace	Drama	3000.0	15.31	5.1	DUTH:Department of Forestry and Management of the Environment and of Natural Resources
1004	Educational Leadership	Στελέχη Εκπαίδευσης στις Επιστήμες της Αγωγής	Democritus University of Thrace	Alexandroupoli	2750.0	14.0	5.09	DUTH:Department of Primary Education
1503	European Master in Sport and Exercise Psychology	Ευρωπαϊκό Μεταπτυχιακό στην Ψυχολογία του Αθλητισμού και της Άσκησης	University of Thessaly	Trikala	4200.0	21.31	5.07	UThessaly:Medicine
1314	MSc in Sustainable Agriculture and Business	Αειφόρος Γεωργία και Επιχειρήσεις	International Hellenic University	Thessaloniki	2500.0	12.522	5.01	IHU:Department of Agriculture | IHU:Environmental Engineering | IHU:Department of Business Administration
1662	Sustainable Interior Design of Buildings	Βιώσιμος Σχεδιασμός Εσωτερικού Περιβάλλοντος Κτιρίων	Hellenic Open University	Patra	3600.0	18.0	5.0	HOU:School of Applied Arts and Sustainable Design
1255	School Psychology	Σχολική Ψυχολογία	Aristotle University of Thessaloniki	Thessaloniki	3200.0	16.0	5.0	AUTH:School of Psychology
1481	Education Sciences: Diversity, Society and Education	Επιστήμες της Αγωγής: Ετερότητα, Κοινωνία και Εκπαίδευση	Democritus University of Thrace	Alexandroupoli	2800.0	14.0	5.0	DUTH:Department of Primary Education
1017	Psycho-pedagogical, Didactic and Intercultural Approaches to Humanities	Ψυχοπαιδαγωγικές, Διδακτικές και Διαπολιτισμικές Προσεγγίσεις στις Ανθρωπιστικές Επιστήμες	Democritus University of Thrace	Komotini	2800.0	14.0	5.0	DUTH:Department of Primary Education
1660	Design of Visual Effects and Animation	Σχεδιασμός Οπτικών Εφέ Κινούμενης Εικόνας	Hellenic Open University	Patra	3600.0	18.0	5.0	HOU:School of Applied Arts and Sustainable Design
931	Applied Informatics	Εφαρμοσμένη Πληροφορική	University of Thessaly	Volos	3600.0	17.93	4.98	UThessaly:Electrical & Computer Engineering
938	MSc Artificial Intelligence and Visual Computing – AIVC	Τεχνητή Νοημοσύνη και Οπτική Υπολογιστική	University of West Attica	Athens	2900.0	14.4	4.97	UNIWA:Informatics & Computer Engineering | UNIWA:Electrical & Electronics Engineering
1451	Business Administration	Διοίκηση Επιχειρήσεων	Technical University of Crete	Chania	4000.0	19.83	4.96	TUC:Production Engineering & Management
952	Public Administration - Public Management	Δημοσιά Διοίκηση - Δημόσιο Μάνατζμεντ	University of West Attica	Athens	3000.0	14.812	4.94	UNIWA:Public Health Policies | UNIWA:Public and Community Health

ID	Programme	Programme (EL)	University	City	Fee	Mean h (GS)	h per EUR 1,000	Departments
873	Bioentrepreneurship	Βιοεπιχειρείν	University of Thessaly	Athens	4500.0	22.18	4.93	UThessaly:Department of Biochemistry and Biotechnology
1352	Cybersecurity and Data Science	Κυβερνοασφάλεια και Επιστήμη Δεδομένων	University of Piraeus	Pireaus	4500.0	22.15	4.92	UNIPI:Informatics
1197	Digital Culture, Smart Cities, IoT and Advanced Digital Technologies	Ψηφιακός Πολιτισμός, Έξυπνες Πόλεις, IoT και Προηγμένες Ψηφιακές Τεχνολογίες	University of Piraeus	Pireaus	4500.0	22.15	4.92	UNIPI:Informatics
1577	Environmental Health and Communication in General and Special Education and Training	Περιβαλλοντική Υγεία και Επικοινωνία στη Γενική και Ειδική Εκπαίδευση	University of West Attica	Athens	2850.0	14.0	4.91	UNIWA:Public and Community Health
1203	Disease of the nose, maxillofacial area and cranial base	Παθήσεις Ρινός, Βάσης Κρανίου και Προσωπικής Χώρας	University of Patras	Patra	4000.0	19.58	4.89	UPatras:Medicine
1537	Cell and Gene Therapies: from bench to bedside and Good Manufacturing Practices	Cell and Gene Therapies: from bench to bedside and Good Manufacturing Practices	University of Patras	Patra	4000.0	19.58	4.89	UPatras:Medicine
973	Economics	Οικονομική Επιστήμη	University of Macedonia	Thessaloniki	2500.0	12.08	4.83	UoM:Department of Economics
1431	Environmental Design	Περιβαλλοντικός Σχεδιασμός	Hellenic Open University	Patra	3750.0	18.0	4.8	HOU:School of Applied Arts and Sustainable Design
1418	Graphic Arts - Multimedia	Γραφικές Τέχνες - Πολυμέσα	Hellenic Open University	Patra	3750.0	18.0	4.8	HOU:School of Applied Arts and Sustainable Design
1419	Lighting Design	Σχεδιασμός Φωτισμού	Hellenic Open University	Patra	3750.0	18.0	4.8	HOU:School of Applied Arts and Sustainable Design
1420	Acoustic Design and Digital Sound	Ακουστικός Σχεδιασμός και Ψηφιακός Ήχος	Hellenic Open University	Patra	3750.0	18.0	4.8	HOU:School of Applied Arts and Sustainable Design
1235	Tourism and Local Development	Τουρισμός και Τοπική Ανάπτυξη	Aristotle University of Thessaloniki	Thessaloniki	2900.0	13.88	4.79	AUTH:Department of Economics
1015	Education Sciences: Management and Administration in Education – Educational Leadership	Επιστήμες της Αγωγής: Οργάνωση και Διοίκηση της Εκπαίδευσης – Εκπαιδευτική Ηγεσία	University of Western Macedonia	Florina	2300.0	11.0	4.78	UoWM:Department of Early Childhood Education
1234	Educational Administration and Management	Οργάνωση και Διοίκηση της Εκπαίδευσης	University of Thessaly	Volos	2350.0	11.238	4.78	UThessaly:Department of Early Childhood Education | UThessaly:Department of Business Administration
1681	Master in Business Administration - Executive MBA	Διοίκηση Επιχειρήσεων και Οργανισμών για Στελέχη - Executive MBA	Democritus University of Thrace	Kavala	4000.0	19.07	4.77	DUTH:Production & Management Engineering
935	Food Innovation, Quality and Safety	Καινοτομία, Ποιότητα και Ασφάλεια Τροφίμων	University of West Attica	Athens	2700.0	12.89	4.77	UNIWA:Department of Food Science and Technology
1106	Landscape Architecture	Αρχιτεκτονική Τοπίου	Agricultural University of Athens	Athens	3900.0	18.43	4.73	AUA:Department of Crop Science
1046	Creative and Adapted Physical Education	Δημιουργική και Προσαρμοσμένη Φυσική Αγωγή	Democritus University of Thrace	Komotini	3200.0	15.083	4.71	DUTH:Department of Primary Education | DUTH:Electrical & Computer Engineering | DUTH:Department of Physics (Kavala)

ID	Programme	Programme (EL)	University	City	Fee	Mean h (GS)	h per EUR 1,000	Departments
1188	Community and Public Health Nursing	Κοινοτική Νοσηλευτική και Νοσηλευτική Δημοσιάς Υγείας	University of West Attica	Athens	3000.0	14.07	4.69	UNIWA:Nursing
1386	Hospitality and Tourism Business Administration	Διοίκηση Επιχειρήσεων Φιλοξενίας και Τουρισμού	Hellenic Mediterranean University	Heraklion	3300.0	15.46	4.68	HMU:Department of Business and Tourism Management
1601	Data Analysis & Machine Statistical Learning	Ανάλυση Δεδομένων & Μηχανική - Στατιστική Μάθηση	University of Crete	Heraklion	2000.0	9.37	4.68	UoC:Department of Mathematics and Applied Mathematics
949	Education Sciences: Cultural diversity and education	Επιστήμες της Αγωγής: Πολιτισμική ετερότητα και εκπαίδευση	Democritus University of Thrace	Alexandroupoli	3000.0	14.0	4.67	DUTH:Department of Primary Education
1686	Applied Innovations and Digital Technologies in Healthcare	Εφαρμοσμένες Καινοτομίες και Ψηφιακές Τεχνολογίες στην Υγεία	University of West Attica	Athens	3000.0	14.0	4.67	UNIWA:Public and Community Health
1536	Applied Automation Engineering Systems	Εφαρμοσμένα Συστήματα Αυτοματοποίησης	International Hellenic University	Thessaloniki	2000.0	9.29	4.64	IHU:Civil Engineering
1535	Robotics, STEAM and New Technologies in Education	Ρομποτική, STEAM και Νέες Τεχνολογίες στην Εκπαίδευση	International Hellenic University	Thessaloniki	2000.0	9.29	4.64	IHU:Civil Engineering
1477	Protection of Cultural Heritage and Monuments of Nature from the Effects of Climate Change	Προστασία της Πολιτιστικής Κληρονομιάς και των Μνημείων της Φύσης από τις Επιπτώσεις της Κλιματικής Αλλαγής	Hellenic Open University	Patra	3900.0	18.0	4.62	HOU:School of Applied Arts and Sustainable Design
1513	MSc in Human Reproduction	Ανθρώπινη Αναπαραγωγή	Aristotle University of Thessaloniki	Thessaloniki	5000.0	23.04	4.61	AUTH:Medicine
1460	Precision Medicine - Translation Research and Therapy	Ιατρική Ακριβείας - Μεταφραστική Έρευνα και Θεραπευτική	Aristotle University of Thessaloniki	Thessaloniki	5000.0	23.04	4.61	AUTH:Medicine
985	Medical Research Methodology	Ιατρική Ερευνητική Μεθοδολογία	Aristotle University of Thessaloniki	Thessaloniki	5000.0	23.04	4.61	AUTH:Medicine
1013	Public Discourse and Digital Media	Δημόσιος Λόγος και Ψηφιακά Μέσα	University of Western Macedonia	Florina	2390.0	11.0	4.6	UoWM:Department of Early Childhood Education
1612	Advanced Prosthetics in Dental Technology	Σύγχρονη Προσθετική Οδοντικής Τεχνολογίας	University of West Attica	Athens	2500.0	11.47	4.59	UNIWA:Biomedical Sciences
884	Special Education	Ειδική Αγωγή	National and Kapodistrian University of Athens	Athens	3600.0	16.496	4.58	NKUA:Department of Psychology | NKUA:School of Physical Education and Sport Science
887	Sustainable Management of Environmental Changes and Circular Economy	Βιώσιμη Διαχείριση Περιβαλλοντικών Αλλαγών και Κυκλική Οικονομία	University of Thessaly	Volos	2900.0	13.271	4.58	UThessaly:Planning & Regional Development | UThessaly:Department of Economics | UThessaly:Department of Environment | UThessaly:Civil Engineering
1379	Education Sciences: Developmental Psychology and Pedagogical Applications	Επιστήμες της Αγωγής: Αναπτυξιακή Ψυχολογία και Παιδαγωγικές Εφαρμογές	University of Crete	Rethymno	2400.0	11.0	4.58	UoC:Department of Preschool Education
1508	Food Law	Νομοθεσία Τροφίμων και Ποτών	Aristotle University of Thessaloniki	Thessaloniki	4500.0	20.55	4.57	AUTH:School of Agriculture
1183	Information Systems	Πληροφοριακά Συστήματα	Athens University of Economics and Business	Athens	4000.0	18.24	4.56	AUEB:Informatics

ID	Programme	Programme (EL)	University	City	Fee	Mean h (GS)	h per EUR 1,000	Departments
1179	Digital Methods for the Humanities	Ψηφιακές Μεθόδοι για τις Ανθρωπιστικές Επιστήμες	Athens University of Economics and Business	Athens	4000.0	18.24	4.56	AUEB:Informatics
1356	Business Mathematics	Μαθηματικά της Αγοράς και της Παραγωγής	Athens University of Economics and Business	Athens	4000.0	18.24	4.56	AUEB:Informatics
1090	Industrial Automation	Αυτοματισμός Παραγωγής και Υπηρεσιών	University of West Attica	Athens	3000.0	13.64	4.55	UNIWA:Industrial Design & Production Eng.
1579	MSc in Circular Economy and Sustainability Strategies	Κυκλική Οικονομία και Στρατηγικές Αειφορίας	University of West Attica	Athens	3000.0	13.64	4.55	UNIWA:Industrial Design & Production Eng.
924	New Technologies in Shipping and Transport	Νέες Τεχνολογίες στη Ναυτιλία και τις Μεταφορές	University of West Attica	Athens	3000.0	13.64	4.55	UNIWA:Industrial Design & Production Eng.
1476	Unmanned Autonomous and Remote Controlled Systems	Μη Επανδρωμένα Αυτόνομα και Τηλεκατευθυνόμενα Συστήματα	University of West Attica	Athens	3000.0	13.64	4.55	UNIWA:Industrial Design & Production Eng.
1799	Sustainable Energy Systems - SES	Αειφόρα Ενεργειακά Συστήματα	University of West Attica	Athens	4800.0	21.54	4.49	UNIWA:Mechanical Engineering
1324	Communication	Επικοινωνία	Aristotle University of Thessaloniki	Thessaloniki	3000.0	13.45	4.48	AUTH:School of Journalism and Mass Media Studies
1325	Digital Media, Communication and Journalism	Ψηφιακά μέσα, Επικοινωνία και Δημοσιογραφία	Aristotle University of Thessaloniki	Thessaloniki	3000.0	13.45	4.48	AUTH:School of Journalism and Mass Media Studies
8	Biomedical and Molecular Sciences - Diagnosis and Treatment of Human Diseases	Βιο-Ιατρικές και Μοριακες Επιστήμες - Διάγνωση και θεραπεία ασθενειών του ανθρώπου	Democritus University of Thrace	Alexandroupoli	4000.0	17.847	4.46	DUTH:Department of Economics | DUTH:Medicine
1602	Forensic Medicine, Anthropology and Imaging	Ιατροδικαστική, Ανθρωπολογία και Απεικόνιση	University of Crete	Heraklion	5500.0	24.41	4.44	UoC:Medicine
1643	Care and Support for children and adolescents with special needs in the Community	Φροντίδα και Υποστήριξη παίδων και εφήβων με ειδικές ανάγκες υγείας στην Κοινότητα	University of the Peloponnese	Tripoli(s)	3600.0	15.941	4.43	UoP:Nursing | UoP:Speech and Language Therapy
1166	Applications in Biology	Εφαρμογές στη Βιολογία	Aristotle University of Thessaloniki	Thessaloniki	4500.0	19.88	4.42	AUTH:School of Biology
2241	MBA in Agribusiness	Διοίκηση Αγροτικών Επιχειρήσεων (MBA)	University of Western Macedonia	Kozani	2900.0	12.82	4.42	UoWM:Department of Agriculture | UoWM:Department of Business Administration | UoWM:Department of Management Science and Technology
2255	Artificial Intelligence and Immersive Technologies in Education, Training, and Game Design	Τεχνητή Νοημοσύνη και Τεχνολογίες Εμβύθισης στην Εκπαίδευση, την Επιμόρφωση και τον Σχεδιασμό Παιχνιδιών	Democritus University of Thrace	Kavala	4000.0	17.553	4.39	DUTH:Electrical & Computer Engineering | DUTH:Department of Primary Education
1291	MSc in Energy Law, Business, Regulation and Policy	Δίκαιο της Ενέργειας, Επιχειρηματικότητα, Ρυθμιστική και Ενεργειακή Πολιτική	International Hellenic University	Thessaloniki	3000.0	13.0	4.33	IHU:Mechanical Engineering
1470	MSc in Quantum Computing and Quantum Technologies	Κβαντική Υπολογιστική και Κβαντικές Τεχνολογίες	Democritus University of Thrace	Xanthi	4500.0	19.44	4.32	DUTH:Electrical & Computer Engineering

ID	Programme	Programme (EL)	University	City	Fee	Mean h (GS)	h per EUR 1,000	Departments
7	Technological & Management Advances on Intelligent Transportation Electrification Systems	Σύγχρονες Τεχνολογίες & Διαχείριση Ευφυών Εξηλεκτρισμένων Συστημάτων Μεταφορών	Democritus University of Thrace	Xanthi	4500.0	19.44	4.32	DUTH:Electrical & Computer Engineering
1853	Artificial Intelligence for Digital Transformation	Τεχνητή Νοημοσύνη για Ψηφιακό Μετασχηματισμό	Athens University of Economics and Business	Athens	2500.0	10.781	4.31	AUEB:Department of Business Administration | AUEB:Department of Economics | AUEB:Department of Management Science and Technology
1594	History of Philosophy and Ideas (Greek Philosophy)	Ιστορία της Φιλοσοφίας και των Ιδεών (Ελληνική Φιλοσοφία)	National and Kapodistrian University of Athens	Athens	1700.0	7.31	4.3	NKUA:Department of History and Philosophy of Science

Table 28. Programmes ranked by research standing per euro of fee (continued, 6 of 10)

ID	Programme	Programme (EL)	University	City	Fee	Mean h (GS)	h per EUR 1,000	Departments
1610	Public Health	Δημοσιά Υγεία	University of West Attica	Athens	3600.0	15.38	4.27	UNIWA:Public Health Policies
1649	MSc Vascular Ultrasound in Diagnosis and Management	MSc Vascular Ultrasound in Diagnosis and Management	University of Thessaly	Larissa	5000.0	21.31	4.26	UThessaly:Medicine
1559	Ecology and Natural Environment Management	Οικολογία και Διαχείριση Περιβάλλοντος	Agricultural University of Athens	Karpenisi	3000.0	12.71	4.24	AUA:Department of Forestry and Natural Environment Management
943	Digital Innovation and Startup Entrepreneurship	Ψηφιακή Καινοτομία και Νεοφυή Επιχειρηματικότητα	University of the Aegean	Karlovasi	4500.0	19.09	4.24	UAegean:Information & Communication Systems Eng.
1225	Education and Culture	Εκπαίδευση και Πολιτισμός	Harokopio University of Athens	Athens	3500.0	14.8	4.23	HUA:Department of Economics and Sustainable Development
1401	European Policies on Youth,Entrepreneurship Education and Culture	Ευρωπαϊκές Πολιτικές Νεολαίας, Επιχειρηματικότητας, Εκπαίδευσης και Πολιτισμού	University of Macedonia	Thessaloniki	3600.0	15.228	4.23	UoM:Department of Business Administration | UoM:Department of Economics
1707	Education Sciences: Research and Praxis in Changing Learning Environments	Επιστήμες της Αγωγής: Έρευνα και Πράξη σε Μεταβαλλόμενα Περιβάλλοντα Μάθησης	Aristotle University of Thessaloniki	Thessaloniki	2500.0	10.56	4.22	AUTH:School of Philosophy and Education
1564	Digital Marketing	Ψηφιακό Μάρκετινγκ	Democritus University of Thrace	Kavala	2850.0	12.0	4.21	DUTH:Department of Economics
1077	Erasmus Mundus Joint Master Degree in Aquaculture, Environment and Society Plus ACES +	Υδατοκαλλιέργεια, Περιβάλλον και Κοινωνία - Erasmus Mundus	University of Crete	Heraklion	5000.0	21.0	4.2	UoC:Department of Biology
1254	Audio Arts and Technologies	Τέχνες και Τεχνολογίες του Ήχου	Ionian University	Corfu	2700.0	11.347	4.2	Ionian:Informatics | Ionian:Department of Environment | Ionian:Department of Music Studies
947	Geospatial Technologies	Γεωχωρικές Τεχνολογίες	University of West Attica	Athens	2400.0	10.0	4.17	UNIWA:Surveying & Geoinformatics Eng.
1580	Geographic Information Systems	Γεωγραφικά Συστήματα Πληροφοριών	National and Kapodistrian University of Athens	Athens	5000.0	20.78	4.16	NKUA:Department of Geology and Geoenvironment

ID	Programme	Programme (EL)	University	City	Fee	Mean h (GS)	h per EUR 1,000	Departments
2236	Tourism Management and New Technologies	Διοίκηση Τουρισμού και Νέες Τεχνολογίες	Democritus University of Thrace	Kavala	2900.0	12.0	4.14	DUTH:Department of Economics
1350	Civil Law	Αστικό Δίκαιο	National and Kapodistrian University of Athens	Athens	1200.0	4.96	4.13	NKUA:School of Law
1483	Digital and Soft Skills in Educational Sciences	Ψηφιακές και Ήπιες Δεξιότητες στις Επιστήμες της Αγωγής	International Hellenic University	Thessaloniki	2100.0	8.64	4.11	IHU:Department of Early Childhood Education and Care
1303	MSc in Energy Systems	Ενεργειακά Συστήματα	International Hellenic University	Thessaloniki	2600.0	10.69	4.11	IHU:Department of Management Science and Technology
1305	MSc in Energy Building Design	Ενεργειακός Σχεδιασμός Κτιρίων	International Hellenic University	Thessaloniki	2600.0	10.69	4.11	IHU:Department of Management Science and Technology
966	New Methods in Physiotherapy	Νέες Μέθοδοι στη Φυσικοθεραπεία	University of West Attica	Athens	3000.0	12.25	4.08	UNIWA:Physiotherapy
1545	Sciences of education: Religion and Education	Επιστήμες της Αγωγής: Θρησκεία και Παιδεία	University of Crete	Rethymno	2700.0	11.0	4.07	UoC:Department of Preschool Education
1028	MSc in Oil and Gas Technology	Τεχνολογία Πετρελαίου και Φυσικού Αερίου	Democritus University of Thrace	Kavala	3850.0	15.46	4.02	DUTH:Department of Chemistry (Kavala)
1011	Management of Chronic Diseases	Διαχείριση Χρόνιων Νοσημάτων	University of West Attica	Athens	3500.0	14.07	4.02	UNIWA:Nursing
1251	Clinical Psychology and Neuropsychology	Κλινική Ψυχολογία και Νευροψυχολογία	Aristotle University of Thessaloniki	Thessaloniki	4000.0	16.0	4.0	AUTH:School of Psychology
1005	Diversity and Theatre Pedagogy	Ετερότητα και Παιδαγωγική του Θεάτρου	Democritus University of Thrace	Alexandroupoli	3500.0	14.0	4.0	DUTH:Department of Primary Education
2218	Education Sciences: Theatre Pedagogy	Επιστήμες της Αγωγής: Παιδαγωγική του Θεάτρου	Democritus University of Thrace	Alexandroupoli	3500.0	14.0	4.0	DUTH:Department of Primary Education
1103	Social Research on Regional Development and Social Cohesion	Έρευνα για την Τοπική Κοινωνική Ανάπτυξη και Συνοχή	University of the Aegean	Mytilene	1800.0	7.17	3.98	UAegean:Department of Sociology
954	Public Economics and Policy	Δημόσια Οικονομική και Πολιτική	University of West Attica	Athens	3000.0	11.93	3.98	UNIWA:Electrical & Electronics Engineering
957	Research in Electrical and Electronics Engineering	Ηλεκτρικές και Ηλεκτρονικές Επιστήμες μέσω Έρευνας	University of West Attica	Athens	3000.0	11.93	3.98	UNIWA:Electrical & Electronics Engineering
1494	MSc in Artificial Intelligence and Deep Learning	Τεχνητή Νοημοσύνη και Βαθιά Μάθηση	University of West Attica	Athens	3000.0	11.93	3.98	UNIWA:Electrical & Electronics Engineering
1808	Advanced Aesthetics and Cosmetic Science: Development-Quality Control and Safety of new cosmetic products	Προχωρημένη Αισθητική και Κοσμητολογία: Ανάπτυξη-Ποιοτικός Έλεγχος και Ασφάλεια Νέων Καλλυντικών Προϊόντων	University of West Attica	Athens	2900.0	11.47	3.96	UNIWA:Biomedical Sciences
986	Business Administration	Διοίκηση Επιχειρήσεων	University of Macedonia	Thessaloniki	4500.0	17.77	3.95	UoM:Department of Business Administration
1371	Taxation and Financial Management of Strategic Decisions	Φορολογική, Λογιστική και Χρηματοοικονομική Διοίκηση Στρατηγικών Αποφάσεων	University of Macedonia	Thessaloniki	4500.0	17.77	3.95	UoM:Department of Business Administration
1193	Public Management	Δημόσια Διοίκηση	University of Macedonia	Thessaloniki	4500.0	17.77	3.95	UoM:Department of Business Administration
879	Health Care Management	Διοίκηση Υπηρεσιών Υγείας	University of Macedonia	Thessaloniki	4500.0	17.77	3.95	UoM:Department of Business Administration

ID	Programme	Programme (EL)	University	City	Fee	Mean h (GS)	h per EUR 1,000	Departments
2251	Education Sciences: Science, Sustainability and Technology Education	Επιστήμες της Αγωγής: Εκπαίδευση στις Φυσικές Επιστήμες, την Αειφορία και την Τεχνολογία	Democritus University of Thrace	Alexandroupoli	2400.0	9.351	3.9	AUTH:School of Primary Education | DUTH:Department of Primary Education | UoWM:Department of Early Childhood Education
1638	Tax and Financial Services Digital Transformation	Ψηφιακός Μετασχηματισμός Φορολογικών και Χρηματοοικονομικών Υπηρεσιών	University of Patras	Patra	3000.0	11.65	3.88	UPatras:Department of Economics
890	Robotics	Ρομποτική	International Hellenic University	Serres	2400.0	9.29	3.87	IHU:Civil Engineering
1614	Clinical Optometry and Vision	Κλινική Οπτομετρία και Όραση	University of West Attica	Athens	3000.0	11.47	3.82	UNIWA:Biomedical Sciences
1611	Current Applications in Medical Imaging	Σύγχρονες Εφαρμογές στην Ιατρική Απεικόνιση	University of West Attica	Athens	3000.0	11.47	3.82	UNIWA:Biomedical Sciences
1120	Stress Science and Health Promotion	Επιστήμη του Στρες και Προαγωγή της Υγείας	National and Kapodistrian University of Athens	Athens	8000.0	30.55	3.82	NKUA:Medicine
958	Biomedical Sciences and Technology in Diagnosis	Βιοιατρικές Μέθοδοι και Τεχνολογία στη Διάγνωση	University of West Attica	Athens	3000.0	11.47	3.82	UNIWA:Biomedical Sciences
1683	MSc in Digital Health	Ψηφιακή Ιατρική	University of Ioannina	Ioannina	5000.0	19.101	3.82	UOI:Materials Science & Engineering | UOI:Department of Economics
1708	Management in Business Administration	Διοίκηση Επιχειρήσεων (MBA)	Democritus University of Thrace	Serres	5000.0	19.07	3.81	DUTH:Production & Management Engineering
1062	Economics of Education and Management of Educational Units	Οικονομική της Εκπαίδευσης και Διαχείριση Εκπαιδευτικών Μονάδων	University of Piraeus	Pireaus	3500.0	13.11	3.75	UNIPI:Department of Economics
1355	Acounting and Auditing	Λογιστική και Ελεγκτική	University of Thessaly	Volos	4200.0	15.69	3.74	UThessaly:Department of Economics
1302	MSc in Cybersecurity	Κυβερνοασφάλεια	International Hellenic University	Thessaloniki	2900.0	10.69	3.69	IHU:Department of Management Science and Technology
1299	MSc in Mobile and Web Computing: Internet of Things Applications	Κινητή και Διαδικτυακή Υπολογιστική	International Hellenic University	Thessaloniki	2900.0	10.69	3.69	IHU:Department of Management Science and Technology
1294	MSc in Information and Communication Technology Systems	Συστήματα Τεχνολογιών Πληροφορικής και Τηλεπικοινωνιών	International Hellenic University	Thessaloniki	2900.0	10.69	3.69	IHU:Department of Management Science and Technology
1882	School Counseling and Guidance	Σχολική Συμβουλευτική και Καθοδήγηση	National and Kapodistrian University of Athens	Athens	5125.0	18.86	3.68	NKUA:Department of Psychology
1374	Education Sciences: Pedagogical and Teaching Practice	Επιστήμες της Αγωγής: Παιδαγωγική και Διδακτική Πράξη	University of Crete	Rethymno	3000.0	11.0	3.67	UoC:Department of Preschool Education
1378	Education sciences: Art and Education	Επιστήμες της Αγωγής: Τέχνη και Εκπαίδευση	University of Crete	Rethymno	3000.0	11.0	3.67	UoC:Department of Preschool Education
948	Research in Female Reproduction	Έρευνα στη Γυναικεία Αναπαραγωγή	University of West Attica	Athens	3600.0	13.22	3.67	UNIWA:Midwifery
1027	Law and Informatics	Δίκαιο και Πληροφορική	University of Macedonia	Thessaloniki	3300.0	12.08	3.66	UoM:Applied Informatics | UoM:Department of Economics

ID	Programme	Programme (EL)	University	City	Fee	Mean h (GS)	h per EUR 1,000	Departments
925	Project Management, Transportation and Spatial Planning	Διαχείριση Έργων, Συγκοινωνιακός και Χωρικός Σχεδιασμός	University of Thessaly	Larissa	3000.0	10.981	3.66	UThessaly:Planning & Regional Development | UThessaly:Department of Economics | UThessaly:Architecture | UThessaly:Civil Engineering | UThessaly:Department of Environment
1637	Education Management	Διοίκηση Εκπαίδευσης	University of Patras	Patra	3200.0	11.65	3.64	UPatras:Department of Economics
1623	Applied Public Economics and Policy	Εφαρμοσμένη Δημόσια Οικονομική και Πολιτική	University of Piraeus	Pireaus	3600.0	13.11	3.64	UNIPI:Department of Economics
1246	Semiotics, Culture and Communication	Σημειωτική, Πολιτισμός και Επικοινωνία	Aristotle University of Thessaloniki	Thessaloniki	2100.0	7.64	3.64	AUTH:School of English Language and Literature
1247	Languages, Communication and Management of Educational Services in Modern Social, Economic and Technological Environment	Γλώσσες, Επικοινωνία και Δοίκηση Υπηρεσιών Εκπαίδευσης στο σύγχρονο κοινωνικό, οικονομικό και τεχνολογικό περιβάλλον	Aristotle University of Thessaloniki	Thessaloniki	2100.0	7.64	3.64	AUTH:School of English Language and Literature
1635	Marine Biotechnology	Θαλάσσια Βιοτεχνολογία	Agricultural University of Athens	Athens	5000.0	18.1	3.62	AUA:Department of Biotechnology
1012	Educational Sciences: Mathematics Education	Επιστήμες της Αγωγής: Διδακτική των Μαθηματικών	University of Western Macedonia	Florina	2800.0	10.091	3.6	UoWM:Informatics | UoWM:Department of Mathematics | UoWM:Department of Early Childhood Education | UoWM:Department of Statistics and Insurance Science
1104	European Societies and European Integration	Ευρωπαϊκές Κοινωνίες και Ευρωπαϊκή Ολοκλήρωση	University of the Aegean	Mytilene	2000.0	7.17	3.58	UAegean:Department of Sociology
1306	MSc in Environmental Management and Sustainability	Περιβαλλοντική Διαχείριση και Βιωσιμότητα	International Hellenic University	Thessaloniki	3000.0	10.69	3.56	IHU:Department of Management Science and Technology
1304	MSc in Energy and Finance	Ενέργεια και Χρηματοοικονομική	International Hellenic University	Thessaloniki	3000.0	10.69	3.56	IHU:Department of Management Science and Technology
1290	MA in Art Law and Arts Management	Δίκαιο Τέχνης και Διαχείριση Τέχνης	International Hellenic University	Thessaloniki	3000.0	10.69	3.56	IHU:Department of Management Science and Technology
1531	The Analysis and Teaching of First and Second - Foreign languages	Ανάλυση και Διδασκαλία Πρώτης και Δεύτερης - Ξένης Γλώσσας	University of the Aegean	Rhodes	2900.0	10.29	3.55	UAegean:Department of Business Administration
1624	MSc in Public Health and Epidemiology	Δημόσια Υγεία και Επιδημιολογία	University of Thessaly	Larissa	6000.0	21.31	3.55	UThessaly:Medicine
1002	Financial Managment	Χρηματοοικονομική Διοίκηση	International Hellenic University	Serres	2400.0	8.5	3.54	IHU:Department of Business Administration
886	Applied Economics and Data Analysis	Εφαρμοσμένη Οικονομική και Ανάλυση Δεδομένων	University of Patras	Patra	3300.0	11.65	3.53	UPatras:Department of Economics
885	Urban Regeneration, Urban Development and Real Estate	Αστικές Αναπλάσεις, Αστική Ανάπτυξη και Αγορά Ακινήτων	University of Thessaly	Volos	3000.0	10.58	3.53	UThessaly:Planning & Regional Development

ID	Programme	Programme (EL)	University	City	Fee	Mean h (GS)	h per EUR 1,000	Departments
1080	Intensive Care Units - Cardiology, Medical and Nursing Care	Μονάδες Εντατικής Θεραπείας - Καρδιολογία, Ιατρική και Νοσηλευτική Φροντίδα	University of West Attica	Athens	4000.0	14.07	3.52	UNIWA:Nursing
1687	Autism Spectrum Disorders (ASD): Health Promotion, Early Intervention, Special Education, Personal and Community Intervention	Διαταραχή Αυτιστικού Φάσματος (Δ.Α.Φ.): Προαγωγή Υγείας, Πρώιμη Διάγνωση, Ειδική Εκπαίδευση, Ατομική και Κοινοτική Παρέμβαση	University of West Attica	Athens	4000.0	14.0	3.5	UNIWA:Public and Community Health

Table 28. Programmes ranked by research standing per euro of fee (continued, 7 of 10)

ID	Programme	Programme (EL)	University	City	Fee	Mean h (GS)	h per EUR 1,000	Departments
1569	MSc in Lifestyle Medicine	Ιατρική του Τρόπου Ζωής	University of Thessaly	Trikala	6000.0	20.904	3.48	UThessaly:Medicine | UThessaly:Department of Environment
1400	MSc in Sustainable Tourism Development: Heritage, Environment, Society	Ανάπτυξη Αειφόρου Τουρισμού: Πολιτισμική Κληρονομιά, Περιβάλλον, Κοινωνία	Harokopio University of Athens	Athens	4275.0	14.8	3.46	HUA:Department of Economics and Sustainable Development
1029	CREATIVE WRITING	Δημιουργική Γραφή	University of Western Macedonia	Florina	3200.0	11.0	3.44	UoWM:Department of Early Childhood Education
1086	Farm Business Management & Consulting in Rural Development	Επιχειρηματικότητα & Συμβουλευτική στην Αγροτική Ανάπτυξη	Agricultural University of Athens	Athens	3800.0	13.05	3.43	AUA:Department of Agricultural Economics and Rural Development
1462	Multifunctional Management of Natural Ecosystems and Bio-economy	Πολυλειτουργική Διαχείριση Δασικών Οικοσυστημάτων και Βιο-οικονομία	University of Thessaly	Kardits a	2800.0	9.6	3.43	UThessaly:Department of Forestry, Wood Science and Design
1461	Advanced Design, Technology & Management Methods of Wooden Products	Προηγμένες Μέθοδοι Σχεδιασμού, Τεχνολογίας & Μάνατζμεντ Προιόντων από Ξύλο	University of Thessaly	Kardits a	2800.0	9.6	3.43	UThessaly:Department of Forestry, Wood Science and Design
2249	Multifunctional Management of Natural Ecosystems and Bio-economy	Πολυλειτουργική Διαχείριση Δασικών Οικοσυστημάτων και Βιο-οικονομίας	University of Thessaly	Kardits a	2800.0	9.6	3.43	UThessaly:Department of Forestry, Wood Science and Design
1038	Strategic Management of Tourism Destinations and Hospitality Businesses	Στρατηγική Διοίκηση Τουριστικών Προορισμών και Επιχειρήσεων Φιλοξενίας	University of the Aegean	Chios	3000.0	10.29	3.43	UAegean:Department of Business Administration
1778	Welding Engineering and Non Destructive Inspection	Μηχανική Συγκολλήσεων και Μη Καταστροφικός Έλεγχος	University of Western Macedonia	Kozani	3000.0	10.27	3.42	UoWM:Mechanical Engineering
936	Management and Optimization of Energy Systems	Διαχείριση και Βελτιστοποίηση Ενεργειακών Συστημάτων	University of West Attica	Athens	3500.0	11.93	3.41	UNIWA:Electrical & Electronics Engineering
1385	Accountancy and Auditing	Λογιστική και Ελεγκτική	Hellenic Mediterranean University	Herakli on	4700.0	16.0	3.4	HMU:Department of Accounting and Finance

ID	Programme	Programme (EL)	University	City	Fee	Mean h (GS)	h per EUR 1,000	Departments
1936	Protection, Valorization and Conservation of Monuments and Sites	Προστασία, Αποκατάσταση και Ανάδειξη Ιστορικών Κτηρίων και Συνόλων	Technical University of Crete	Chania	3000.0	10.17	3.39	TUC:Architecture
1534	Policy, Management and Evaluation in Education	Πολίτικη, Διοίκηση και Αξιολόγηση στην Εκπαίδευση	National and Kapodistrian University of Athens	Athens	2800.0	9.5	3.39	NKUA:Department of Educational Studies
922	Cultural and Cinema Studies	Πολιτισμικές και Κινηματογραφικές Σπουδές	National and Kapodistrian University of Athens	Athens	1950.0	6.54	3.35	NKUA:Department of Communication and Media Studies
923	Digital Communication Media and Interaction Environments	Ψηφιακά Μέσα Επικοινωνίας και Περιβάλλοντα Αλληλεπίδρασης	National and Kapodistrian University of Athens	Athens	1950.0	6.54	3.35	NKUA:Department of Communication and Media Studies
1565	MSc in Humanitarian Logistics and Crisis Management	Ανθρωπιστική Διοικητική Μέριμνα και Διαχείριση Κρίσεων	International Hellenic University	Thessaloniki	3200.0	10.69	3.34	IHU:Department of Management Science and Technology
2257	Educational Sciences: Developmental Psychology and Applications in Education and Training	Επιστήμες της Αγωγής: Αναπτυξιακή Ψυχολογία και Εφαρμογές στην Αγωγή και την Εκπαίδευση	University of Crete	Rethymno	3300.0	11.0	3.33	UoC:Department of Preschool Education
1636	Digital Innovation and Management	Ψηφιακή Καινοτομία και Διοίκηση	University of Patras	Patra	3500.0	11.65	3.33	UPatras:Department of Economics
1606	Land Management & Real Estate	Διαχείριση γης & Real Estate	University of West Attica	Athens	3000.0	10.0	3.33	UNIWA:Surveying & Geoinformatics Eng.
1523	Governance, Development and Secutiy in the Mediterranean	Διακυβέρνηση, Ανάπτυξη και Ασφάλεια στη Μεσόγειο	University of the Aegean	Rhodes	3100.0	10.29	3.32	UAegean:Department of Business Administration
956	Tourism and Cultural Planning and Development	Σχεδιασμός και Ανάπτυξη Τουρισμού και Πολιτισμού	University of Thessaly	Volos	3200.0	10.58	3.31	UThessaly:Planning & Regional Development
1514	MSc in Economics	Οικονομική Επιστήμη	Athens University of Economics and Business	Athens	2500.0	8.25	3.3	AUEB:Department of Economics
1359	Education for Sustainability and Environnment	Εκπαίδευση για την Αειφορία και το Περιβάλλον	University of Thessaly	Volos	2500.0	8.25	3.3	UThessaly:Department of Early Childhood Education
1613	Applications of Biomedical Technology in Infertility - Male and Female Factor	Εφαρμογές της Βιοϊατρικής Τεχνολογίας στην Υπογονιμότητα - Αντρικός και Γυναίκειος Παράγοντας	University of West Attica	Athens	3500.0	11.47	3.28	UNIWA:Biomedical Sciences
1097	Political Economy	Πολιτική Οικονομία	National and Kapodistrian University of Athens	Athens	3150.0	10.25	3.25	NKUA:Department of Economics
1281	Advanced Design: Innovation and Transdisciplinarity in Design	Σχεδιασμός Αιχμής: Καινοτομία και Διεπιστημονικότητα στον Σχεδιασμό	Aristotle University of Thessaloniki	Thessaloniki	3000.0	9.739	3.25	AUTH:Architecture | AUTH:Department of Economics
1627	Animal Welfare, Ethics and the Law	Ζώα: Ηθική, Δίκαιο, Ευζωία	National and Kapodistrian University of Athens	Athens	2250.0	7.31	3.25	NKUA:Department of History and Philosophy of Science
1018	Special Education and Rehabilitation	Επιστήμες της Αγωγής: Ειδική Αγωγή, Εκπαίδευση και Αποκατάσταση	University of Macedonia	Thessaloniki	3490.0	11.3	3.24	UoM:Department of Educational and Social Policy
1809	Resuscitation	Αναζωογόνηση	University of West Attica	Athens	4000.0	12.792	3.2	UNIWA:Biomedical Sciences | UNIWA:Midwifery | UNIWA:Nursing

ID	Programme	Programme (EL)	University	City	Fee	Mean h (GS)	h per EUR 1,000	Departments
1715	Aerial Autonomous Systems	Εναέρια Αυτόνομα Συστήματα	Aristotle University of Thessaloniki	Thessaloniki	6000.0	19.046	3.17	AUTH:Electrical & Computer Engineering | AUTH:Informatics | AUTH:Mechanical Engineering | AUTH:Department of Mathematics
1403	New Media Communication and Digital Marketing	Νέα Μέσα Επικοινωνίας και Ψηφιακό Μάρκετινγκ	Ionian University	Argostoli	2500.0	7.88	3.15	Ionian:Department of Digital Media and Communication
1105	Applied - Clinical Sociology and Arts	Εφαρμοσμένη - Κλινική Κοινωνιολογία και Τέχνη	University of the Aegean	Mytilene	2300.0	7.17	3.12	UAegean:Department of Sociology
963	Advanced Technologies in Naval Architecture and Marine Engineering	Προηγμένες Τεχνολογίες στη Ναυπηγική και Ναυτική Μηχανολογία	University of West Attica	Athens	2400.0	7.42	3.09	UNIWA:Naval Architecture
10	International Studies – Specialization in European Studies	Κοινό Αγγλόφωνο Μεταπτυχιακό Πρόγραμμα «Ευρωπαϊκές Σπουδές»	Aristotle University of Thessaloniki	Thessaloniki	3000.0	9.25	3.08	AUTH:School of Political Sciences
1633	Accounting in the Modern Management Environment	Λογιστική στο Σύγχρονο Περιβάλλον Διοίκησης	University of Patras	Patra	3000.0	9.25	3.08	UPatras:Department of Business Administration
1369	Oral Pathology, Surgery and Radiology	Παθολογία, Χειρουργική και Ακτινολογία Στόματος	National and Kapodistrian University of Athens	Athens	4200.0	12.86	3.06	NKUA:Dentistry
1530	Statistics and Actuarial-Financial Mathematics	Στατιστική και Αναλογιστικά – Χρηματοοικονομικά Μαθηματικά	University of the Aegean	Karlovasi	2200.0	6.73	3.06	UAegean:Department of Statistics and Actuarial-Financial Mathematics
1496	Etudes Franco-helléniques en Littérature, Civilisation et Traduction	Ελληνογαλλικές Σπουδες στη Λογοτεχνία, τον Πολιτισμό και τη Μετάφραση	National and Kapodistrian University of Athens	Athens	2400.0	7.31	3.05	NKUA:Department of History and Philosophy of Science
1175	MSc in AI and Data Science	Τεχνητή Νοημοσύνη και Επιστήμη Δεδομένων	Athens University of Economics and Business	Athens	6000.0	18.24	3.04	AUEB:Informatics
961	Applied Economics and Finance	Εφαρμοσμένα Οικονομικά και Χρηματοοικονομικά	University of Macedonia	Thessaloniki	4000.0	12.08	3.02	UoM:Department of Economics
1700	MSc in Archaeological Science	Αρχαιολογία και Γεωεπιστήμες	National and Kapodistrian University of Athens	Athens	6000.0	18.054	3.01	NKUA:Department of Chemistry | NKUA:Department of Geology and Geoenvironment | NKUA:Department of History and Archaeology
990	Policies and Applied Methods for the Protection of the Environment	Εφαρμοσμένες Πολιτικές και Τεχνικές Προστασίας Περιβάλλοντος	University of West Attica	Athens	3000.0	9.0	3.0	UNIWA:Civil Engineering
1310	MSc in Banking, Financial Technology (Fintech) and Risk Management	Τραπεζική, Χρηματοοικονομική Τεχνολογία και Διαχείριση Κινδύνου	International Hellenic University	Thessaloniki	3900.0	11.68	2.99	IHU:Department of Accounting and Finance | IHU:Department of Management Science and Technology
1626	Techno - Economic Systems in Management	Τεχνο - Οικονομικά Συστήματα Διοίκησης	National and Kapodistrian University of Athens	Athens	4500.0	13.44	2.99	NKUA:Department of Business Administration

ID	Programme	Programme (EL)	University	City	Fee	Mean h (GS)	h per EUR 1,000	Departments
1521	Supply Chain Management	Διοίκηση Εφοδιαστικής Αλυσίδας	International Hellenic University	Katerini	2850.0	8.5	2.98	IHU:Department of Business Administration
2230	Hospitality and Tourism Business Administration	Διοίκηση Επιχειρήσεων Φιλοξενίας και Τουρισμού	International Hellenic University	Thessaloniki	3300.0	9.83	2.98	IHU:Department of Organisation Management, Marketing and Tourism
2235	Historical Archives Management in a Digital Environment	Διαχείριση Ιστορικών Αρχείων σε Ψηφιακό Περιβάλλον	International Hellenic University	Thessaloniki	2200.0	6.55	2.98	IHU:Computer Science
903	Theory, Praxis and Evaluation of Educational Work	Θεωρία, Πράξη και Αξιολόγηση του Εκπαιδευτικού Έργου	National and Kapodistrian University of Athens	Athens	3200.0	9.5	2.97	NKUA:Department of Educational Studies
1126	Finance and Shipping	Χρηματοοικονομική της Ναυτιλίας	University of West Attica	Athens	3000.0	8.9	2.97	UNIWA:Department of Accounting and Finance
1070	Education Sciences through Innovative Technologies and Biomedical Approaches	Επιστήμες της Αγωγής μέσω Καινοτόμων Τεχνολογιών και Βιοϊατρικών Προσεγγίσεων	University of West Attica	Athens	3900.0	11.47	2.94	UNIWA:Biomedical Sciences
939	Management of Educational Organisations	Διοίκηση Εκπαιδευτικών Μονάδων	University of West Attica	Athens	3000.0	8.8	2.93	UNIWA:Department of Early Childhood Care and Education
1252	Mathematics Education	Διδακτική και Μεθοδολογία των Μαθηματικών	National and Kapodistrian University of Athens	Athens	2800.0	8.19	2.92	NKUA:Department of Mathematics
1527	Intercultural Communication	Διαπολιτισμική Επικοινωνία	Aristotle University of Thessaloniki	Thessaloniki	2400.0	7.0	2.92	AUTH:School of German Language and Literature
1178	Human Resource Management	Διοίκηση Ανθρώπινου Δυναμικού	Athens University of Economics and Business	Athens	5000.0	14.53	2.91	AUEB:Department of Management Science and Technology
1653	LLM in International Studies	Διεθνείς Σπουδές	Democritus University of Thrace	Komotini	1800.0	5.2	2.89	DUTH:Department of Law
1298	MSc in e-Business and Digital Marketing	Ηλεκτρονικό Επιχειρείν και Ψηφιακό Μάρκετινγκ	International Hellenic University	Thessaloniki	3700.0	10.69	2.89	IHU:Department of Management Science and Technology
1293	MSc in Data Science	Επιστήμη Δεδομένων	International Hellenic University	Thessaloniki	3700.0	10.69	2.89	IHU:Department of Management Science and Technology
1788	MBA in Business Economics and Artificial Intelligence	MBA στα Οικονομικά της Διοίκησης και την Τεχνητή Νοημοσύνη	University of Western Macedonia	Kozani	3600.0	10.38	2.88	UoWM:Department of Economics
907	MBA Food Business Management	Διοίκηση Επιχειρήσεων Τροφίμων MBA	University of Patras	Agrinio	3250.0	9.25	2.85	UPatras:Department of Business Administration
880	Local and Regional Development and Local Governance	Τοπική και Περιφερειακή Ανάπτυξη και Αυτοδιοίκηση	University of the Peloponnese	Corinth	3000.0	8.48	2.83	UoP:Department of Political Science and International Relations | UoP:Department of Economics
1167	Public Policy & Management	Δημόσια Πολιτική & Διοίκηση	Athens University of Economics and Business	Athens	5200.0	14.53	2.79	AUEB:Department of Management Science and Technology
17	Logistics & Supply Chain Management	Εφοδιαστική & Διοίκηση Αλυσίδας Εφοδιασμού	Aristotle University of Thessaloniki	Thessaloniki	5000.0	13.88	2.78	AUTH:Department of Economics
1312	MSc in International Accounting, Auditing and Taxation	Διεθνής Λογιστική, Ελεγκτική και Φορολογία	International Hellenic University	Thessaloniki	3900.0	10.745	2.76	IHU:Department of Accounting and Finance | IHU:Department of Business Administration

ID	Programme	Programme (EL)	University	City	Fee	Mean h (GS)	h per EUR 1,000	Departments
1351	Business Law	Εμπορικό Δίκαιο	National and Kapodistrian University of Athens	Athens	1800.0	4.96	2.76	NKUA:School of Law
1181	Management Science and Technology	Διοικητική Επιστήμη και Τεχνολογία	Athens University of Economics and Business	Athens	5300.0	14.53	2.74	AUEB:Department of Management Science and Technology
905	Journalism and New Media	Δημοσιογραφία και Νέα Μέσα	National and Kapodistrian University of Athens	Athens	2400.0	6.54	2.72	NKUA:Department of Communication and Media Studies
1510	Dental & Craniofacial Bioengineering and Applied Biomaterials	Οδοντική και Κρανιοπροσωπική Εμβιομηχανική και Εφαρμοσμένα Βιοϋλικά	Aristotle University of Thessaloniki	Thessaloniki	6000.0	16.27	2.71	AUTH:Dentistry
991	Finance and Management for Engineers	Οικονομική και Διοίκηση για Μηχανικούς	University of the Aegean	Chios	3800.0	10.29	2.71	UAegean:Department of Business Administration
1588	MA in Contemporary Philosophy/Philosophy of Science	Μεταπτυχιακές Σπουδές στη Σύγχρονη Φιλοσοφία/Φιλοσοφία της Επιστήμης	National and Kapodistrian University of Athens	Athens	2700.0	7.31	2.71	NKUA:Department of History and Philosophy of Science
911	Education and Human Rights	Εκπαίδευση και Ανθρώπινα Δικαιώματα	National and Kapodistrian University of Athens	Athens	3000.0	8.1	2.7	NKUA:Department of Sociology | NKUA:School of Law | NKUA:School of Physical Education and Sport Science

Table 28. Programmes ranked by research standing per euro of fee (continued, 8 of 10)

ID	Programme	Programme (EL)	University	City	Fee	Mean h (GS)	h per EUR 1,000	Departments
1399	Education Sciences, Criticacal Pedagogi and Education of Teachers	Επιστήμες Αγωγής, Κριτική Παιδαγωγική και Εκπαίδευση Εκπαιδευτικών	University of Crete	Rethymno	2400.0	6.46	2.69	UoC:Department of Primary Education
1390	Education sciences: eLearning Pedagogy	Επιστήμες της Αγωγής: Εξ Αποστάσεως Εκπαίδευση με την αξιοποίηση Προηγμένων Μαθησιακών Τεχνολογιών (e-Learning)	University of Crete	Rethymno	2400.0	6.46	2.69	UoC:Department of Primary Education
1307	MSc in Strategic Product Design	Στρατηγικός Σχεδιασμός Προϊόντων	International Hellenic University	Thessaloniki	4000.0	10.69	2.67	IHU:Department of Management Science and Technology
2240	Strategic Management and Innovative Marketing	Στρατηγική Διοίκηση και Καινοτόμο Μάρκετινγκ	University of Western Macedonia	Kozani	2900.0	7.67	2.64	UoWM:Department of Management Science and Technology
872	Governance and Public Policies	Διακυβέρνηση και Δημόσιες Πολιτικές	University of the Peloponnese	Corinth	3000.0	7.89	2.63	UoP:Department of Political Science and International Relations
1667	Logic	Λογική	National and Kapodistrian University of Athens	Athens	3000.0	7.884	2.63	NKUA:Department of History and Philosophy of Science | NKUA:Department of Mathematics
1506	American Studies: Politics, Strategy and Economics	American Studies: Politics, Strategy and Economics	University of Piraeus	Pireaus	5000.0	13.11	2.62	UNIPI:Department of Economics
1043	Energy: Strategy, Law & Economics	Ενέργεια: Στρατηγική, Δίκαιο και Οικονομία	University of Piraeus	Pireaus	5000.0	13.11	2.62	UNIPI:Department of Economics

ID	Programme	Programme (EL)	University	City	Fee	Mean h (GS)	h per EUR 1,000	Departments
1311	MSc in Management	Διοίκηση Επιχειρήσεων	International Hellenic University	Thessaloniki	3900.0	10.155	2.6	IHU:Department of Management Science and Technology | IHU:Department of Organisation Management, Marketing and Tourism
1493	Statistical Data Science	Στατιστική Ανάλυση Δεδομένων	Athens University of Economics and Business	Athens	4000.0	10.31	2.58	AUEB:Department of Statistics
1466	Architectural and Structural Restoration of Historical Buildings and Groups	Αρχιτεκτονική και Δομοστατική Αποκατάσταση Ιστορικών Κτιρίων και Συνόλων	University of West Attica	Athens	3500.0	9.0	2.57	UNIWA:Civil Engineering
1257	Archaeological Materials Science - ARCHMAT	Επιστήμη Υλικών Αρχαιολογικού Ενδιαφέροντος – ARCHMAT	Aristotle University of Thessaloniki	Thessaloniki	9000.0	23.15	2.57	AUTH:School of Chemistry
22	Shipping, Trade and Transport	Ναυτιλία, Μεταφορές και Διεθνές Εμπόριο	University of the Aegean	Chios	4000.0	10.29	2.57	UAegean:Department of Business Administration
1260	Conference Interpreting and Translation	Διερμηνεία και Μετάφραση	Aristotle University of Thessaloniki	Thessaloniki	3000.0	7.64	2.55	AUTH:School of English Language and Literature
1616	Applied Accounting, Auditing and Taxation	Εφαρμοσμένη Λογιστική, Ελεγκτική και Φορολογία	University of West Attica	Athens	3500.0	8.9	2.54	UNIWA:Department of Accounting and Finance
1230	Museum Studies	Μουσειακές Σπουδές	National and Kapodistrian University of Athens	Athens	2100.0	5.31	2.53	NKUA:Department of History and Archaeology
9	Strategic Marketing	Στρατηγικό Μάρκετινγκ	Aristotle University of Thessaloniki	Thessaloniki	5500.0	13.88	2.52	AUTH:Department of Economics
1313	MSc in Hospitality and Tourism Management	Διοίκηση Τουριστικών Μονάδων και Φιλοξενία	International Hellenic University	Thessaloniki	3900.0	9.75	2.5	IHU:Department of Business Administration | IHU:Department of Organisation Management, Marketing and Tourism | IHU:Department of Management Science and Technology
1621	Law and Economics in Energy Markets	Οικονομικά και Δίκαιο στις Ενεργειακές Αγορές	Athens University of Economics and Business	Athens	4200.0	10.4	2.48	AUEB:Department of International and European Economic Studies
1620	International Negotiations	Διεθνείς Διαπραγματεύσεις	Athens University of Economics and Business	Athens	4200.0	10.4	2.48	AUEB:Department of International and European Economic Studies
1622	International and European Economic Studies	Διεθνείς και Ευρωπαϊκές Οικονομικές Σπουδές	Athens University of Economics and Business	Athens	4200.0	10.4	2.48	AUEB:Department of International and European Economic Studies
1024	Business Administration	Διοίκηση Επιχειρήσεων	University of the Aegean	Chios	4200.0	10.29	2.45	UAegean:Department of Business Administration
1065	Bioeconomy, Circular Economy and Sustainable Development	Βιοοικονομία, Κυκλική Οικονομία και Βιώσιμη Ανάπτυξη	University of Piraeus	Pireaus	5400.0	13.11	2.43	UNIPI:Department of Economics

ID	Programme	Programme (EL)	University	City	Fee	Mean h (GS)	h per EUR 1,000	Departments
919	Sport Management and Organization for people with disabilities	Οργάνωση και Διαχείριση Αθλητικών Δραστηριοτήτων για Άτομα με Αναπηρίες (Α.με.Α.)	University of the Peloponnese	Sparti / Sparta	4000.0	9.67	2.42	UoP:Department of Sport Management
921	Politics in the Era of the Internet	Πολιτική και Διαδίκτυο	National and Kapodistrian University of Athens	Athens	2700.0	6.54	2.42	NKUA:Department of Communication and Media Studies
920	Sport Management	Διοίκηση Αθλητικών Οργανισμών και Επιχειρήσεων	University of the Peloponnese	Sparti / Sparta	4000.0	9.67	2.42	UoP:Department of Sport Management
1855	Management Science and Technology	Διοικητική Επιστήμη και Τεχνολογία	Athens University of Economics and Business	Athens	6000.0	14.53	2.42	AUEB:Department of Management Science and Technology
1079	Internal Audit, Risk Management and Compliance	Εσωτερικός Έλεγχος, Διαχείριση Κινδύνων και Κανονιστική Συμμόρφωση	National and Kapodistrian University of Athens	Athens	4250.0	10.25	2.41	NKUA:Department of Economics
1098	Strategic Management and Competitiveness	Στρατηγική Διοίκηση και Ανταγωνιστικότητα	National and Kapodistrian University of Athens	Athens	4500.0	10.25	2.28	NKUA:Department of Economics
1402	Cognitive Science	Γνωσιακή Επιστήμη	National and Kapodistrian University of Athens	Athens	3200.0	7.31	2.28	NKUA:Department of History and Philosophy of Science
1595	LLM in International & European Legal Studies	ΠΜΣ Διεθνείς & Ευρωπαϊκές Νομικές Σπουδές	National and Kapodistrian University of Athens	Athens	2200.0	4.96	2.25	NKUA:School of Law
1560	Executive MBA	Διοίκηση Επιχειρήσεων για Στελέχη	National and Kapodistrian University of Athens	Athens	6000.0	13.44	2.24	NKUA:Department of Business Administration
996	Higher Education Policy: Theory and Praxis	Πολιτική Ανώτατης Εκπαίδευσης: Θεωρία και Πράξη	University of Patras	Patra	3000.0	6.73	2.24	UPatras:Department of Education and Social Work
1701	MSc in Digital Humanities	Ψηφιακές Ανθρωπιστικές Επιστήμες	National and Kapodistrian University of Athens	Athens	4000.0	8.881	2.22	NKUA:Department of History and Archaeology | NKUA:Digital Industry Technologies
1598	Shipping and Sea Transports: Economics and Politics	Ναυτιλία και Θαλάσσιες Μεταφορές: Οικονομική και Πολιτική	University of Macedonia	Thessaloniki	5500.0	12.08	2.2	UoM:Department of Economics
1787	Electronic Business and Digital Marketing	Ηλεκτρονικό Επιχειρείν και Ψηφιακό Μάρκετινγκ	University of Western Macedonia	Kozani	3500.0	7.67	2.19	UoWM:Department of Management Science and Technology
1061	Health Economics and Management	Οικονομικά και Διοίκηση της Υγείας	University of Piraeus	Pireaus	6000.0	13.11	2.18	UNIPI:Department of Economics
1498	Theoretical and Applied Linguistics	Θεωρητική και Εφαρμοσμένη Γλωσσολογία	Aristotle University of Thessaloniki	Thessaloniki	3500.0	7.64	2.18	AUTH:School of English Language and Literature
1332	Management and Business Administration in Food & Agribusiness	Οργάνωση και Διοίκηση Επιχειρήσεων Τροφίμων και Γεωργίας	Agricultural University of Athens	Athens	6000.0	13.05	2.18	AUA:Department of Agricultural Economics and Rural Development
1380	Special Education	Ειδική Αγωγή	University of Crete	Rethymno	3000.0	6.46	2.15	UoC:Department of Primary Education
1354	Business Administration Executive	Διοίκηση Επιχειρήσεων για Στελέχη	University of the Aegean	Chios	4800.0	10.29	2.14	UAegean:Department of Business Administration
1458	Applied Economics and Finance	Εφαρμοσμένη Οικονομική και Χρηματοοικονομική	National and Kapodistrian University of Athens	Athens	4800.0	10.25	2.14	NKUA:Department of Economics

ID	Programme	Programme (EL)	University	City	Fee	Mean h (GS)	h per EUR 1,000	Departments
1087	Quantitative Investing	Ποσοτική Επενδυτική	National and Kapodistrian University of Athens	Athens	4800.0	10.25	2.14	NKUA:Department of Economics
1646	Protection, Conservation and Restoration of Cultural Monuments	Προστασία, Συντήρηση και Αποκατάσταση Μνημείων Πολιτισμού	Aristotle University of Thessaloniki	Thessaloniki	2400.0	5.12	2.13	AUTH:Architecture
1049	Accounting and Finance	Λογιστική και Χρηματοοικονομική	University of Macedonia	Thessaloniki	4050.0	8.62	2.13	UoM:Department of Accounting and Finance
1711	Economics and Data Science	Οικονομικά και Επιστήμη Δεδομένων	University of Ioannina	Ioannina	4500.0	9.56	2.12	UOI:Department of Economics
1520	Nanomedicines for drug delivery - NANOMED	Νανοφάρμακα για την Χορήγηση Φαρμάκων	University of Patras	Patra	9000.0	18.6	2.07	UPatras:Pharmacy
1036	History, Anthropology and Culture in Eastern and Southeastern Europe	Ιστορία, Ανθρωπολογία, Πολιτισμός στην Ανατολική και Νοτιοανατολική Ευρώπη	University of Macedonia	Thessaloniki	2500.0	5.15	2.06	UoM:Department of Balkan, Slavic and Oriental Studies
2217	MBA in Shipping	MBA in Shipping	University of the Aegean	Chios	5000.0	10.29	2.06	UAegean:Department of Business Administration
2224	Logistics	Logistics	University of Piraeus	Pireaus	6000.0	12.321	2.05	UNIPI:Department of Business Administration | UNIPI:Department of Economics
1593	MA in Management of Migratory and Refugee Flows in Europe	Μεταναστευτικές Σπουδές: Διαχείριση Μεταναστευτικών Ροών στην Ευρώπη	University of the Aegean	Mytilene	3500.0	7.17	2.05	UAegean:Department of Sociology
1574	The Athens MA in Ancient Philosophy	The Athens MA in Ancient Philosophy	National and Kapodistrian University of Athens	Athens	3000.0	6.124	2.04	NKUA:Department of History and Philosophy of Science | NKUA:Department of History and Archaeology
1388	MSc in Media and Refugee/Migration Flows	Μέσα Επικοινωνίας και Προσφυγικές/Μεταναστευτικές Ροές	National and Kapodistrian University of Athens	Athens	3200.0	6.54	2.04	NKUA:Department of Communication and Media Studies
1053	Information and Communication Technologies for Education	Τεχνολογίες της Πληροφορίας και της Επικοινωνίας για την Εκπαίδευση	National and Kapodistrian University of Athens	Athens	3200.0	6.54	2.04	NKUA:Department of Communication and Media Studies
972	Law And Economics	Δίκαιο και Οικονομικά	University of Macedonia	Thessaloniki	4800.0	9.799	2.04	AUTH:Department of Economics | UoM:Department of Business Administration | UoM:Department of Economics | AUTH:School of Law | AUTH:School of Political Sciences
1528	Philosophy and Management	Φιλοσοφία και Διοίκηση	National and Kapodistrian University of Athens	Athens	3600.0	7.31	2.03	NKUA:Department of History and Philosophy of Science
1691	MSc in Communication Disorders and Sciences	ΔΔΠΜΣ Επιστήμες των Διαταραχών της Επικοινωνίας	University of Macedonia	Thessaloniki	5600.0	11.3	2.02	UoM:Department of Educational and Social Policy
1174	MSc in Business Analytics	Π.Μ.Σ. στην Επιχειρηματική Αναλυτική	Athens University of Economics and Business	Athens	7200.0	14.53	2.02	AUEB:Department of Management Science and Technology

ID	Programme	Programme (EL)	University	City	Fee	Mean h (GS)	h per EUR 1,000	Departments
1059	Economic and Business Strategy	Οικονομική και Επιχειρησιακή Στρατηγική	University of Piraeus	Pireaus	6500.0	13.11	2.02	UNIPI:Department of Economics
1567	Islands and Sustainability	Islands and Sustainability	University of the Aegean	Mytilene	9000.0	17.33	1.93	UAegean:Department of Geography
1169	Banking and Finance	Χρηματοοικονομική και Τραπεζική	Athens University of Economics and Business	Athens	5400.0	10.4	1.93	AUEB:Department of International and European Economic Studies
1416	Education and Technologies in Distance Teaching and Learning Systems	Εκπαίδευση και Τεχνολογίες σε Συστήματα Εξ Αποστάσεως Διδασκαλίας και Μάθησης	Hellenic Open University	Patra	3000.0	5.78	1.93	HOU:School of Humanities
1644	Olympic Studies, Olympic Education, Organization and Management of Olympic Events	Ολυμπιακές Σπουδές, Ολυμπιακή Παιδεία, Οργάνωση και Διαχείριση Ολυμπιακών Εκδηλώσεων	University of the Peloponnese	Sparti / Sparta	5000.0	9.67	1.93	UoP:Department of Sport Management
1592	Byzantine Music: Academic Theory & Artistic Performance	Βυζαντινή Μουσική: Ακαδημαϊκή Θεωρία και Καλλιτεχνική Ερμηνεία	National and Kapodistrian University of Athens	Athens	3000.0	5.752	1.92	NKUA:Department of Music Studies | NKUA:Department of History and Archaeology | NKUA:Department of Philology | NKUA:Department of History and Philosophy of Science
1030	Law And Economics	Δίκαιο και Οικονομία	University of Piraeus	Pireaus	6000.0	11.42	1.9	UNIPI:Department of Business Administration
1486	Marine Science & Technology Management	Διοίκηση στη Ναυτική Επιστήμη και Τεχνολογία	University of Piraeus	Pireaus	4000.0	7.45	1.86	UNIPI:Department of Banking and Financial Management
13	Identity, Education and Competences for Democratic Culture	Ταυτότητα, Εκπαίδευση και Ικανότητες για Δημοκρατικό Πολιτισμό	National and Kapodistrian University of Athens	Athens	3400.0	6.299	1.85	NKUA:Department of Educational Studies | NKUA:Department of Philology
1674	Philosophy and Arts	Φιλοσοφία και Τέχνες	Hellenic Open University	Patra	3150.0	5.78	1.83	HOU:School of Humanities
1276	Landscape Architecture	Αρχιτεκτονική Τοπίου	Aristotle University of Thessaloniki	Thessaloniki	2800.0	5.12	1.83	AUTH:Architecture
1173	Services Management	Διοίκηση Υπηρεσιών	Athens University of Economics and Business	Athens	5500.0	9.94	1.81	AUEB:Department of Business Administration

Table 28. Programmes ranked by research standing per euro of fee (continued, 9 of 10)

ID	Programme	Programme (EL)	University	City	Fee	Mean h (GS)	h per EUR 1,000	Departments
1186	MSc in Marketing and Communication	Μάρκετινγκ και Επικοινωνία	Athens University of Economics and Business	Athens	6900.0	12.47	1.81	AUEB:Department of Marketing and Communication
1170	Business Administration	Διοίκηση Επιχειρήσεων	Athens University of Economics and Business	Athens	5500.0	9.94	1.81	AUEB:Department of Business Administration
1085	Business, Administration, Analytics and Information Systems	Διοίκηση, Αναλυτική και Πληροφοριακά Συστήματα Επιχειρήσεων	National and Kapodistrian University of Athens	Athens	5700.0	10.25	1.8	NKUA:Department of Economics
1084	Business Administration	Διοίκηση Επιχειρήσεων	National and Kapodistrian University of Athens	Athens	5700.0	10.25	1.8	NKUA:Department of Economics
1697	Financial Technology	Χρηματοοικονομική Τεχνολογία	University of Macedonia	Thessaloniki	4800.0	8.62	1.8	UoM:Department of Accounting and Finance
1200	Shipping	Ναυτιλία	University of Piraeus	Pireaus	6900.0	12.321	1.79	UNIPI:Department of Economics | UNIPI:Department of Business Administration
1014	Economics and Business Law	Οικονομικά και Δίκαιο των Επιχειρήσεων	Democritus University of Thrace	Kavala	3900.0	6.923	1.78	DUTH:Department of Law | DUTH:Department of Political Science | DUTH:Department of Economics
1262	Museology – Cultural Management	Μουσειολογία – Διαχείριση Πολιτισμού	Aristotle University of Thessaloniki	Thessaloniki	2900.0	5.12	1.77	AUTH:Architecture
1050	Accounting Taxation and Financial Management	Λογιστική Φορολογία και Χρηματοοικονομική Διοίκηση	University of Macedonia	Thessaloniki	4950.0	8.62	1.74	UoM:Department of Accounting and Finance
1453	Comparative Literary Studies in the Black Sea Region	Συγκριτική Φιλολογία στον Παρευξείνιο Χώρο	Democritus University of Thrace	Komotini	1500.0	2.6	1.73	DUTH:Department of Languages, Literature and Culture of Black Sea Countries
1628	Resilience in Educational Contexts - EMJM FLOURISH	Resilience in Educational Contexts - EMJM FLOURISH	University of Crete	Rethymno	5000.0	8.596	1.72	UoC:Department of Preschool Education | UoC:Department of Primary Education
1501	MA in Southeast European Studies: Politics, History, Economics	Σπουδές Νοτιοανατολικής Ευρώπης: Πολιτική, Ιστορία, Οικονομικά	National and Kapodistrian University of Athens	Athens	3600.0	6.19	1.72	NKUA:Department of Political Science and Public Administration
1346	Industrial Management and Technology	Βιομηχανική Διοίκηση και Τεχνολογία	University of Piraeus	Pireaus	5800.0	9.766	1.68	UNIPI:Department of Business Administration | UNIPI:Department of Banking and Financial Management
1054	Business Administration	Διοίκηση Επιχειρήσεων	University of Piraeus	Pireaus	6900.0	11.42	1.66	UNIPI:Department of Business Administration
1568	Slavic World, Balkans and Hellenism: History, Education, Culture	Σλαβικός Κόσμος, Βαλκάνια και Ελληνισμός: Ιστορία, Παιδεία, Πολιτισμός	Aristotle University of Thessaloniki	Thessaloniki	2000.0	3.33	1.66	AUTH:School of Theology
1287	Executive MBA	Διοίκηση Επιχειρήσεων για Στελέχη	International Hellenic University	Thessaloniki	6000.0	9.679	1.61	IHU:Department of Business Administration | IHU:Department of Management Science and Technology

ID	Programme	Programme (EL)	University	City	Fee	Mean h (GS)	h per EUR 1,000	Departments
1365	Community Dentistry, Prevention and Oral Health	Κοινωνική Οδοντιατρική, Πρόληψη και Στοματική Υγεία	National and Kapodistrian University of Athens	Athens	8000.0	12.86	1.61	NKUA:Dentistry
1412	Education Sciences: Special Education and Education of People with Speaking and Writing Difficulties	Επιστήμες της Αγωγής: Ειδική Αγωγή και Εκπαίδευση Ατόμων με Προβλήματα Προφορικού και Γραπτού λόγου	Hellenic Open University	Patra	3600.0	5.78	1.61	HOU:School of Humanities
1201	Shipping Management	Ναυτιλιακή Διοικητική	University of Piraeus	Pireaus	7000.0	11.104	1.59	UNIPI:Department of Economics | UNIPI:Department of Business Administration | UNIPI:Department of Banking and Financial Management
1407	Adult Education	Εκπαίδευση Ενηλίκων	Hellenic Open University	Patra	3750.0	5.78	1.54	HOU:School of Humanities
1187	MSc in Financial Management	ΠΜΣ στη Χρηματοοικονομική Διοίκηση	Athens University of Economics and Business	Athens	6200.0	9.52	1.54	AUEB:Department of Accounting and Finance
1406	Educational Sciences	Επιστήμες της Αγωγής	Hellenic Open University	Patra	3750.0	5.78	1.54	HOU:School of Humanities
1492	European Business and Economic Law	Ευρωπαϊκό Δίκαιο Επιχειρήσεων και Οικονομικό Δίκαιο	Aristotle University of Thessaloniki	Thessaloniki	3000.0	4.62	1.54	AUTH:School of Law
1411	Orthodox Christian Theology and Religious Pluralism	Ορθόδοξη Χριστιανική Θεολογία και Θρησκευτικός Πλουραλισμός	Hellenic Open University	Patra	3750.0	5.78	1.54	HOU:School of Humanities
1172	Applied Economics and Finance	Εφαρμοσμένα Οικονομικά Χρηματοοικονομικά	Athens University of Economics and Business	Athens	5400.0	8.25	1.53	AUEB:Department of Economics
1040	Accounting and Control of Businesses and Public Organizations	Λογιστική και Έλεγχος Επιχειρήσεων και Δημοσιών Οργανισμών	University of Piraeus	Pireaus	7500.0	11.42	1.52	UNIPI:Department of Business Administration
1072	Business Administration – Tourism Management	Διοίκηση Επιχειρήσεων – Μάνατζμεντ Τουρισμού	University of Piraeus	Pireaus	7500.0	11.42	1.52	UNIPI:Department of Business Administration
1185	MBA International	Δ.Π.Μ.Σ. Διοικητική των Επιχειρήσεων με Διεθνή Προσανατολισμό	Athens University of Economics and Business	Athens	9700.0	14.53	1.5	AUEB:Department of Management Science and Technology
1665	Master’s degree in Applied Developmental Psychology	Εφαρμοσμένη Αναπτυξιακή Ψυχολογία	Hellenic Open University	Patra	3850.0	5.78	1.5	HOU:School of Humanities
1410	MEd in Teaching French as a Foreign Language	Διδακτική της Γαλλικής ως Ξένης Γλώσσας	Hellenic Open University	Patra	3850.0	5.78	1.5	HOU:School of Humanities
1409	MEd in Teaching of German as a Foreign Language	Διδακτική της Γερμανικής ως Ξένης Γλώσσας	Hellenic Open University	Patra	3850.0	5.78	1.5	HOU:School of Humanities
1468	Financial Management of Public Organizations and Units	Χρηματοοικονομική Διοίκηση Δημόσιων Οργανισμών και Μονάδων	University of Piraeus	Pireaus	5000.0	7.45	1.49	UNIPI:Department of Banking and Financial Management
1101	Banking and Finance Law	Το Χρηματοοικονομικό και Θεσμικό Πλαίσιο των Αγορών Χρήματος και Κεφαλαίου	University of Piraeus	Pireaus	5000.0	7.45	1.49	UNIPI:Department of Banking and Financial Management
1165	Accounting and Finance	Λογιστική και Χρηματοοικονομική	Athens University of Economics and Business	Athens	6400.0	9.52	1.49	AUEB:Department of Accounting and Finance

ID	Programme	Programme (EL)	University	City	Fee	Mean h (GS)	h per EUR 1,000	Departments
910	Applied Statistics	Εφαρμοσμένη Στατιστική	University of Piraeus	Pireaus	5400.0	7.92	1.47	UNIPI:Department of Statistics and Insurance Science
1164	Latin American and Iberian Studies	Λατινοαμερικανικές και Ιβηρικές Σπουδές	National and Kapodistrian University of Athens	Athens	3000.0	4.4	1.47	NKUA:Department of English Language and Literature
1055	Total Quality Management International	Διοίκηση Επιχειρήσεων – Ολική Ποιότητα με Διεθνή Προσανατολισμό	University of Piraeus	Pireaus	7800.0	11.42	1.46	UNIPI:Department of Business Administration
1663	Folk/Popular Culture and Modern Cultural Heritage	Λαϊκός πολιτισμός και Νεότερη Πολιτιστική Κληρονομιά	Hellenic Open University	Patra	4000.0	5.78	1.44	HOU:School of Humanities
1192	Applied Accounting and Auditing	Εφαρμοσμένη Λογιστική και Ελεγκτική	University of Macedonia	Thessaloniki	6000.0	8.62	1.44	UoM:Department of Accounting and Finance
1671	Modern and Contemporary Greek History	Νεώτερη και Σύγχρονη Ελληνική Ιστορία	Hellenic Open University	Patra	4000.0	5.78	1.44	HOU:School of Humanities
1673	Art-Cultural Heritage-Development Policies	Τέχνη-Πολιτιστική Κληρονομιά-Αναπτυξιακές Πολιτικές	Hellenic Open University	Patra	4000.0	5.78	1.44	HOU:School of Humanities
1672	MA in Performing Arts	Παραστατικές Τέχνες	Hellenic Open University	Patra	4000.0	5.78	1.44	HOU:School of Humanities
1417	Science Communication	Επικοινωνία της Επιστήμης	Hellenic Open University	Patra	4000.0	5.78	1.44	HOU:School of Humanities
1414	Public History	Δημόσια Ιστορία	Hellenic Open University	Patra	4000.0	5.78	1.44	HOU:School of Humanities
1408	MEd in Teaching of English as a Foreign Language/International Language	Διδακτική της Αγγλικής ως Ξένης/Διεθνούς Γλώσσας	Hellenic Open University	Patra	4000.0	5.78	1.44	HOU:School of Humanities
1675	Digital Humanities: Methods, Tools, Practices	Ψηφιακές Ανθρωπιστικές Επιστήμες: μέθοδοι, εργαλεία, πρακτικές	Hellenic Open University	Patra	4000.0	5.78	1.44	HOU:School of Humanities
1031	Executive MBA	Διοίκηση Επιχειρήσεων για Στελέχη	University of Piraeus	Pireaus	7960.0	11.42	1.43	UNIPI:Department of Business Administration
1363	Human Rights and Migration Studies	Ανθρώπινα Δικαιώματα και Μεταναστευτικές Σπουδές	University of Macedonia	Thessaloniki	3600.0	5.15	1.43	UoM:Department of Balkan, Slavic and Oriental Studies
1368	Prosthodontics - Orofacial Pain	Προσθετική - Στοματοπροσωπικός Πόνος	National and Kapodistrian University of Athens	Athens	9000.0	12.86	1.43	NKUA:Dentistry
1596	MA in Digital Transformation: e-Diplomacy, e-Campaigning and Digital Law	Digital Transformation: e-Diplomacy, e-Campaigning and Digital Law	Panteion University of Social and Political Sciences	Athens	3500.0	5.0	1.43	Panteion:Department of International, European and Area Studies
1415	Current trends in linguistics for teachers	Σύγχρονες τάσεις στη Γλωσσολογία για Εκπαιδευτικούς	Hellenic Open University	Patra	4050.0	5.78	1.43	HOU:School of Humanities
1413	Language Education for Refugees and Migrants	Γλωσσική Εκπαίδευση για Πρόσφυγες και Μετανάστες	Hellenic Open University	Patra	4125.0	5.78	1.4	HOU:School of Humanities
1664	Creative Writing	Δημιουργική Γραφή	Hellenic Open University	Patra	4125.0	5.78	1.4	HOU:School of Humanities
1666	Contemporary Italian culture and specific issues of terminology and interpretation	Σύγχρονος Ιταλικός Πολιτισμός και Ειδικά Ζητήματα Ορολογίας και Ερμηνεία	Hellenic Open University	Patra	4125.0	5.78	1.4	HOU:School of Humanities

ID	Programme	Programme (EL)	University	City	Fee	Mean h (GS)	h per EUR 1,000	Departments
1168	Business Administration for Executives	Διοίκηση Επιχειρήσεων για Στελέχη	Athens University of Economics and Business	Athens	7250.0	9.94	1.37	AUEB:Department of Business Administration
1189	Business Administration	Διοίκηση Επιχειρήσεων	Athens University of Economics and Business	Athens	7250.0	9.94	1.37	AUEB:Department of Business Administration
1182	MSc in International Shipping, Finance and Management	Δ.Π.Μ.Σ. Διεθνής Ναυτιλία, Χρηματοοικονομική και Διοίκηση	Athens University of Economics and Business	Athens	7600.0	10.445	1.37	AUEB:Department of Accounting and Finance | AUEB:Department of Economics | AUEB:Department of Business Administration | AUEB:Department of Management Science and Technology
1337	Theatre and Society: Theory, Stage Practice and Didactics	Θέατρο και Κοινωνία: Θεωρία, Σκηνική Πράξη και Διδακτική	University of the Peloponnese	Nafplion	2600.0	3.5	1.35	UoP:Department of Theatre Studies
1457	Social Work in Education - Inclusion of Diversities	Κοινωνική Εργασία στην Εκπαίδευση - Ένταξη Ετεροτήτων	Democritus University of Thrace	Komotini	2400.0	3.25	1.35	DUTH:Department of Social Work
882	Architecture and Urban Design	Αρχιτεκτονική και Αστικός Σχεδιασμός	University of Patras	Patra	3200.0	4.29	1.34	UPatras:Architecture
1308	MSc in Smart Cities and Communities	Έξυπνες Πόλεις και Κοινότητες	International Hellenic University	Thessaloniki	8000.0	10.69	1.34	IHU:Department of Management Science and Technology
2225	Project Management	Διοίκηση Έργων	University of Piraeus	Pireaus	5800.0	7.45	1.28	UNIPI:Department of Banking and Financial Management
1102	Banking and Finance	Χρηματοοικονομική και Τραπεζική	University of Piraeus	Pireaus	6000.0	7.45	1.24	UNIPI:Department of Banking and Financial Management
909	Actuarial Science and Risk Management	Αναλογιστική Επιστήμη και Διαχείριση Κινδύνων	University of Piraeus	Pireaus	6500.0	7.92	1.22	UNIPI:Department of Statistics and Insurance Science
1639	Creative Writing, Theatre and Cultural Industries: Artistic, Research and Pedagogical Applications	Δημιουργική Γραφή, Θέατρο & Πολιτιστικές Βιομηχανίες: Καλλιτεχνικές, Ερευνητικές και Παιδαγωγικές Εφαρμογές	University of the Peloponnese	Nafplion	3000.0	3.5	1.17	UoP:Department of Theatre Studies
1358	Drama and Performing Arts in Education and Lifelong Learning	Δραματική Τέχνη και Παραστατικές Τεχνές στην Εκπαίδευση και Διά Βίου Μάθηση	University of the Peloponnese	Nafplion	3000.0	3.5	1.17	UoP:Department of Theatre Studies
1586	Greek and Chinese Civilizations: a comparative approach	Greek and Chinese Civilizations: a comparative approach	University of Patras	Patra	4000.0	4.62	1.16	UPatras:Department of Philosophy
2184	MSc in Data-Driven Financial Reporting, Auditing and Financial Management	Λογιστική Ελεγκτική και Χρηματοοικονομική Διαχείριση βάσει Ψηφιακών Δεδομένων	University of Macedonia	Thessaloniki	7500.0	8.62	1.15	UoM:Department of Accounting and Finance
895	Post-Industrial Design: Design and Artistic Practices for the Production of Everyday Life	Μετά-βιομηχανικός Σχεδιασμός: Σχεδιαστικές και Καλλιτεχνικές Πρακτικές για την Παραγωγή της Καθημερινής Ζωής	University of Thessaly	Volos	2500.0	2.82	1.13	UThessaly:Architecture
989	Reuse of Buildings and Complexes	Επαναχρήσεις Κτιρίων και Συνόλων	University of Thessaly	Volos	2500.0	2.82	1.13	UThessaly:Architecture

Table 28. Programmes ranked by research standing per euro of fee (continued, 10 of 10)

ID	Programme	Programme (EL)	University	City	Fee	Mean h (GS)	h per EUR 1,000	Departments
1505	MSc in Environmental Sciences, Policy and Management	Περιβαλλοντική Επιστήμη, Πολιτική και Διαχείριση	University of the Aegean	Mytilene	16000.0	17.86	1.12	UAegean:Department of Environment
1034	Counselling Psychology & Counselling in Special - General Education and Health	Συμβουλευτική Ψυχολογία και Συμβουλευτική στην Ειδική Αγωγή, την Εκπαίδευση και την Υγεία	University of Thessaly	Volos	7500.0	8.25	1.1	UThessaly:Department of Early Childhood Education
918	Audiovisual Arts in the Digital Age	Οπτικοακουστικές Τέχνες στην Ψηφιακή Εποχή	Ionian University	Corfu	3000.0	3.253	1.08	Ionian:Department of Music Studies | Ionian:Department of Digital Media and Communication
1690	Financial Technology (FinTech)	Χρηματοοικονομική Τεχνολογία (FinTech)	University of Piraeus	Pireaus	7000.0	7.45	1.06	UNIPI:Department of Banking and Financial Management
1370	Ancient and Greek Modern Literature	Αρχαία και Νέα Ελληνική Φιλολογία	University of the Peloponnese	Kalamata	2100.0	2.2	1.05	UoP:Department of Philology
1841	MBA in Air Transport Management	MBA in Air Transport Management	University of the Aegean	Chios	10000.0	10.29	1.03	UAegean:Department of Business Administration
1480	LLM in International and European Law	ΠΜΣ στο Διεθνές και Ευρωπαϊκό Δίκαιο	National and Kapodistrian University of Athens	Athens	4800.0	4.96	1.03	NKUA:School of Law
1583	World Textile Engineering Advanced Master: WE-TEAM	Προχωρημένες Σπουδές στην Κλωστοϋφαντουργική Τεχνολογία (WE-TEAM)	University of West Attica	Athens	18000.0	17.051	0.95	UNIWA:Industrial Design & Production Eng. | UNIWA:Mechanical Engineering
1233	MA in Greek and Eastern Mediterranean Archaeology: From the Bronze Age Palaces to the Hellenistic Kingdoms	Αρχαιολογία της Ελλάδας και της Ανατολικής Μεσογείου: από τα Ανάκτορα της Εποχής του Χαλκού έως και τα Ελληνιστικά Βασίλεια	National and Kapodistrian University of Athens	Athens	6000.0	5.31	0.88	NKUA:Department of History and Archaeology
1563	Paediatric Dentistry	Παιδοδοντιατρική	Aristotle University of Thessaloniki	Thessaloniki	21000.0	16.27	0.77	AUTH:Dentistry
962	Modern and Contemporary History: New Assumtions and Perpectives	Νεότερη και Σύγχρονη Ιστορία: Νέες Θεωρήσεις και Προοπτικές	University of the Peloponnese	Kalamata	3000.0	2.2	0.73	UoP:Department of Philology
1367	Pathology and Therapeutics of Dental and Periodontal Tissues	Παθολογία και Θεραπευτική Οδοντικών και Περιοδοντικών Ιστών	National and Kapodistrian University of Athens	Athens	18000.0	12.86	0.71	NKUA:Dentistry
1670	MSc Leadership: Ethics and Politics	MSc Leadership: Ethics and Politics	National and Kapodistrian University of Athens	Athens	12000.0	7.31	0.61	NKUA:Department of History and Philosophy of Science
1270	Music Pedagogy	Μουσική Παιδαγωγική	Ionian University	Corfu	4000.0	1.6	0.4	Ionian:Department of Music Studies
1578	Postgraduate Program in Orthodontics	Ορθοδοντική	Aristotle University of Thessaloniki	Thessaloniki	47600.0	16.27	0.34	AUTH:Dentistry

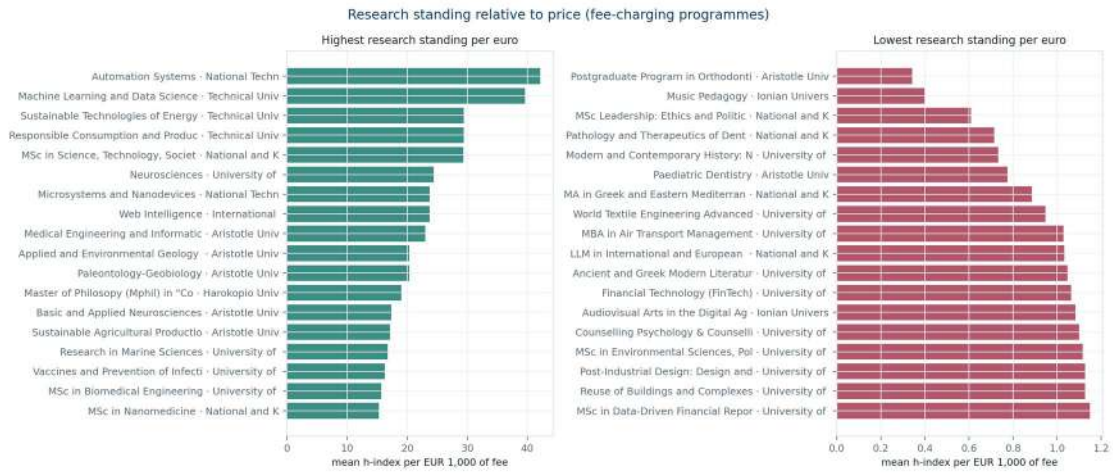

Figure 21. Highest and lowest research standing per euro

Table 29. The forty highest fees, with the research standing of their hosts

Programme	Programme (EL)	University	City	Fee	ECTS	Mean h (GS)	PC1
Postgraduate Program in Orthodontics	Ορθοδοντική	Aristotle University of Thessaloniki	Thessaloniki	47600.0	210.0	16.27	-0.56
Paediatric Dentistry	Παιδοδοντιατρική	Aristotle University of Thessaloniki	Thessaloniki	21000.0	180.0	16.27	-0.56
Pathology and Therapeutics of Dental and Periodontal Tissues	Παθολογία και Θεραπευτική Οδοντικών και Περιοδοντικών Ιστών	National and Kapodistrian University of Athens	Athens	18000.0	180.0	12.86	-1.37
World Textile Engineering Advanced Master: WE-TEAM	Προχωρημένες Σπουδές στην Κλωστοϋφαντουργική Τεχνολογία (WE-TEAM)	University of West Attica	Athens	18000.0	120.0	17.05	0.13
MSc in Environmental Sciences, Policy and Management	Περιβαλλοντική Επιστήμη, Πολιτική και Διαχείριση	University of the Aegean	Mytilene	16000.0	120.0	17.86	0.96
MSc Leadership: Ethics and Politics	MSc Leadership: Ethics and Politics	National and Kapodistrian University of Athens	Athens	12000.0	90.0	7.31	-2.57
MBA in Air Transport Management	MBA in Air Transport Management	University of the Aegean	Chios	10000.0	90.0	10.29	-1.73
MBA International	Δ.Π.Μ.Σ. Διοικητική των Επιχειρήσεων με Διεθνή Προσανατολισμό	Athens University of Economics and Business	Athens	9700.0	90.0	14.53	-0.45
Archaeological Materials Science - ARCHMAT	Επιστήμη Υλικών Αρχαιολογικού Ενδιαφέροντος – ARCHMAT	Aristotle University of Thessaloniki	Thessaloniki	9000.0	120.0	23.15	1.49
Prosthodontics - Orofacial Pain	Προσθετική - Στοματοπροσωπικός Πόνος	National and Kapodistrian University of Athens	Athens	9000.0	180.0	12.86	-1.37
Nanomedicines for drug delivery - NANOMED	Νανοφάρμακα για την Χορήγηση Φαρμάκων	University of Patras	Patra	9000.0	120.0	18.6	-0.26
Islands and Sustainability	Islands and Sustainability	University of the Aegean	Mytilene	9000.0	120.0	17.33	0.03
Stress Science and Health Promotion	Επιστήμη του Στρες και Προαγωγή της Υγείας	National and Kapodistrian University of Athens	Athens	8000.0	120.0	30.55	3.31
MSc in Smart Cities and Communities	Έξυπνες Πόλεις και Κοινότητες	International Hellenic University	Thessaloniki	8000.0	120.0	10.69	-1.41
Community Dentistry, Prevention and Oral Health	Κοινωνική Οδοντιατρική, Πρόληψη και Στοματική Υγεία	National and Kapodistrian University of Athens	Athens	8000.0	180.0	12.86	-1.37
Executive MBA	Διοίκηση Επιχειρήσεων για Στελέχη	University of Piraeus	Pireaus	7960.0	90.0	11.42	-1.76
Total Quality Management International	Διοίκηση Επιχειρήσεων – Ολική Ποιότητα με Διεθνή Προσανατολισμό	University of Piraeus	Pireaus	7800.0	90.0	11.42	-1.76
MSc in International Shipping, Finance and Management	Δ.Π.Μ.Σ. Διεθνής Ναυτιλία, Χρηματοοικονομική και Διοίκηση	Athens University of Economics and Business	Athens	7600.0	75.0	10.44	-1.37

Programme	Programme (EL)	University	City	Fee	ECTS	Mean h (GS)	PC1
Counselling Psychology & Counselling in Special - General Education and Health	Συμβουλευτική Ψυχολογία και Συμβουλευτική στην Ειδική Αγωγή, την Εκπαίδευση και την Υγεία	University of Thessaly	Volos	7500.0	150.0	8.25	-2.28
Accounting and Control of Businesses and Public Organizations	Λογιστική και Έλεγχος Επιχειρήσεων και Δημοσιών Οργανισμών	University of Piraeus	Pireaus	7500.0	90.0	11.42	-1.76
Business Administration – Tourism Management	Διοίκηση Επιχειρήσεων – Μάνατζμεντ Τουρισμού	University of Piraeus	Pireaus	7500.0	90.0	11.42	-1.76
MSc in Data-Driven Financial Reporting, Auditing and Financial Management	Λογιστική Ελεγκτική και Χρηματοοικονομική Διαχείριση βάσει Ψηφιακών Δεδομένων	University of Macedonia	Thessaloniki	7500.0	90.0	8.62	-1.83
Business Administration for Executives	Διοίκηση Επιχειρήσεων για Στελέχη	Athens University of Economics and Business	Athens	7250.0	120.0	9.94	-1.44
Business Administration	Διοίκηση Επιχειρήσεων	Athens University of Economics and Business	Athens	7250.0	120.0	9.94	-1.44
MSc in Business Analytics	Π.Μ.Σ. στην Επιχειρηματική Αναλυτική	Athens University of Economics and Business	Athens	7200.0	90.0	14.53	-0.45
Shipping Management	Ναυτιλιακή Διοικητική	University of Piraeus	Pireaus	7000.0	75.0	11.1	-1.65
Financial Technology (FinTech)	Χρηματοοικονομική Τεχνολογία (FinTech)	University of Piraeus	Pireaus	7000.0	90.0	7.45	-2.11
Business Administration	Διοίκηση Επιχειρήσεων	University of Piraeus	Pireaus	6900.0	90.0	11.42	-1.76
MSc in Marketing and Communication	Μάρκετινγκ και Επικοινωνία	Athens University of Economics and Business	Athens	6900.0	90.0	12.47	-0.16
Shipping	Ναυτιλία	University of Piraeus	Pireaus	6900.0	90.0	12.32	-1.49
Actuarial Science and Risk Management	Αναλογιστική Επιστήμη και Διαχείριση Κινδύνων	University of Piraeus	Pireaus	6500.0	90.0	7.92	-2.27
Economic and Business Strategy	Οικονομική και Επιχειρησιακή Στρατηγική	University of Piraeus	Pireaus	6500.0	120.0	13.11	-1.25
Accounting and Finance	Λογιστική και Χρηματοοικονομική	Athens University of Economics and Business	Athens	6400.0	75.0	9.52	-1.55
MSc in Financial Management	ΠΜΣ στη Χρηματοοικονομική Διοίκηση	Athens University of Economics and Business	Athens	6200.0	75.0	9.52	-1.55
Law And Economics	Δίκαιο και Οικονομία	University of Piraeus	Pireaus	6000.0	90.0	11.42	-1.76
Health Economics and Management	Οικονομικά και Διοίκηση της Υγείας	University of Piraeus	Pireaus	6000.0	90.0	13.11	-1.25
Banking and Finance	Χρηματοοικονομική και Τραπεζική	University of Piraeus	Pireaus	6000.0	90.0	7.45	-2.11
MSc in AI and Data Science	Τεχνητή Νοημοσύνη και Επιστήμη Δεδομένων	Athens University of Economics and Business	Athens	6000.0	75.0	18.24	1.73
Applied Accounting and Auditing	Εφαρμοσμένη Λογιστική και Ελεγκτική	University of Macedonia	Thessaloniki	6000.0	120.0	8.62	-1.83
MA in Greek and Eastern Mediterranean Archaeology: From the Bronze Age Palaces to the Hellenistic Kingdoms	Αρχαιολογία της Ελλάδας και της Ανατολικής Μεσογείου: από τα Ανάκτορα της Εποχής του Χαλκού έως και τα Ελληνιστικά Βασίλεια	National and Kapodistrian University of Athens	Athens	6000.0	75.0	5.31	-3.3

Table 30. The forty programmes with the strongest departmental research standing, with their fees

Programme	Programme (EL)	University	Fee	Mean h (GS)	PC1
Applied Physics	Εφαρμοσμένη Φυσική	University of Thessaly	0.0	48.14	17.41
Applied Mechanics	Εφαρμοσμένη Μηχανική	National Technical University of Athens	0.0	35.65	8.67
Mathematical Modeling in Modern Technologies and Financial Engineering	Μαθηματική Προτυποποίηση σε Σύγχρονες Τεχνολογίες και τη Χρηματοοικονομική	National Technical University of Athens	0.0	35.65	8.67
Microsystems and Nanodevices	Μικροσυστήματα και Νανοδιατάξεις	National Technical University of Athens	1500.0	35.65	8.67
Engineering Project Management	Διαχείριση Τεχνικών Έργων	Hellenic Open University	3750.0	37.18	7.47

Programme	Programme (EL)	University	Fee	Mean h (GS)	PC1
Quality Management and Technology	Διαχείριση και Τεχνολογία Ποιότητας	Hellenic Open University	3750.0	37.18	7.47
Waste Management	Διαχείριση Αποβλήτων	Hellenic Open University	3750.0	37.18	7.47
Earthquake Engineering and Seismic Resistant Structures	Σεισμική Μηχανική και Αντισεισμικές Κατασκευές	Hellenic Open University	3750.0	37.18	7.47
Advanced Studies in Physics	Προχωρημένες Σπουδές στη Φυσική	Hellenic Open University	3750.0	37.18	7.47
Environmental Catalysis for Pollution Abatement and Clean Energy Production MSc	Περιβαλλοντική Κατάλυση για Αντιρύπανση και Παραγωγή Καθαρής Ενέργειας	Hellenic Open University	3750.0	37.18	7.47
Information Systems	Πληροφοριακά Συστήματα	Hellenic Open University	3750.0	37.18	7.47
Teaching of Natural Sciences	Διδασκαλία των Φυσικών Επιστημών	Hellenic Open University	3750.0	37.18	7.47
Pervasive and Mobile Computing Systems	Συστήματα Κινητού και Διάχυτου Υπολογισμού	Hellenic Open University	3750.0	37.18	7.47
Mathematics	Μαθηματικά	Hellenic Open University	3750.0	37.18	7.47
Chemical and Biomolecular Analysis	Χημική και Βιομοριακή Ανάλυση	Hellenic Open University	3000.0	37.18	7.47
Cultivations under cover-Hydroponics	Καλλιέργειες υπό Κάλυψη-Υδροπονία	Hellenic Open University	4100.0	37.18	7.47
Data Science and Machine Learning	Επιστήμη των Δεδομένων και Μηχανική Μάθηση	Hellenic Open University	3000.0	37.18	7.47
Precision Medicine and Novel Therapies (PRETH)	Ιατρική Ακριβείας και Νέες Θεραπείες	Hellenic Open University	4700.0	37.18	7.47
Precision Agriculture	Εφαρμογές Γεωργίας Ακριβείας	Hellenic Open University	4000.0	37.18	7.47
MSc in Epidemiology	Επιδημιολογία	Hellenic Open University	3150.0	37.18	7.47
Applied Nutrition and Dietetics	Εφαρμοσμένη Διαιτολογία - Διατροφή	Harokopio University of Athens	5000.0	31.73	6.26
Electronic Physics - Radioelectrology	Ηλεκτρονική Φυσική – Ραδιοηλεκτρολογία	Aristotle University of Thessaloniki	0.0	28.75	5.48
Physics of Atmospheric Environment and Global Change	Φυσική Ατμοσφαιρικού Περιβάλλοντος και Παγκόσμιων Μεταβολών	Aristotle University of Thessaloniki	0.0	28.75	5.48
Computational Physics	Υπολογιστκή Φυσική	Aristotle University of Thessaloniki	0.0	28.75	5.48
Didactics of Physics and Educational Technology	Διδακτική της Φυσικής και Εκπαιδευτική Τεχνολογία	Aristotle University of Thessaloniki	0.0	28.75	5.48
Materials Science and Engineering	Επιστήμη και Μηχανική των Υλικών	University of Crete	0.0	31.73	4.94
Soft Matter Science and Engineering	Επιστήμη και Μηχανική στη Χαλαρή ύλη	University of Crete	2500.0	31.73	4.94
Physics	Φυσική	National and Kapodistrian University of Athens	0.0	33.09	4.69
Applied Physics	Φυσική Εφαρμογών	National and Kapodistrian University of Athens	0.0	33.09	4.69
Electronics-Radioelectrology and in Control and Computing	Ηλεκτρονική Ραδιοηλεκτρολογία (Ρ/Η) και Ηλεκτρονικός Αυτοματισμός (Η/Α)	National and Kapodistrian University of Athens	0.0	33.09	4.69
Applied Mathematical Sciences	Εφαρμοσμένες Μαθηματικές Επιστήμες	National Technical University of Athens	0.0	25.11	4.26
Integrated Production Management of Milk and Dairy Products	Ολοκληρωμένη Διαχείριση Παραγωγής Γάλακτος & Γαλακτομικών Προϊόντων	Agricultural University of Athens	3500.0	27.94	3.92
MSc in Sustainable Engineering and Climate Change	Βιώσιμη Μηχανική και Κλιματική Αλλαγή	Technical University of Crete	3000.0	32.58	3.74
Arterial Hypertension and Related Cardiovascular-Kidney Diseases	Αρτηριακή Υπέρταση και Σύνοδα Καρδιαγγειακά-νεφρικά Νοσήματα	National and Kapodistrian University of Athens	4000.0	30.55	3.31
Addictology	Αντιμετώπιση Εξαρτήσεων - Εξαρτησιολογία	National and Kapodistrian University of Athens	3000.0	30.55	3.31
Algology: Pain Management, Diagnosis and Treatment, Pharmacological, Interventional and Other Techniques	Αλγολογία: Αντιμετώπιση του Πόνου, Διάγνωση και Θεραπεία. Φαρμακευτικές και Άλλες Τεχνικές	National and Kapodistrian University of Athens	4000.0	30.55	3.31
Interventional Radiology	Επεμβατική Ακτινολογία	National and Kapodistrian University of Athens	2400.0	30.55	3.31

Programme	Programme (EL)	University	Fee	Mean h (GS)	PC1
Respiratory Failure and Mechanical Ventilation	Αναπνευστική Ανεπάρκεια και Μηχανικός Αερισμός	National and Kapodistrian University of Athens	3000.0	30.55	3.31
Liaison Psychiatry: Integrative Care of Physical and Mental Health	Διασυνδετική Ψυχιατρική: Απαρτιωμένη Φροντίδα Σωματικής και Ψυχικής Υγείας	National and Kapodistrian University of Athens	4000.0	30.55	3.31
General Pediatrics and Pediatric Subspecialties: Clinical Practice and Research	Γενική και Εξειδικευμένη Παιδιατρική: Κλινική Πράξη και Έρευνα	National and Kapodistrian University of Athens	4000.0	30.55	3.31

Table 31. Top fee quartile with bottom-quartile research standing

Programme	Programme (EL)	University	City	Fee	Mean h (GS)	PC1	Departments
MSc Leadership: Ethics and Politics	MSc Leadership: Ethics and Politics	National and Kapodistrian University of Athens	Athens	12000.0	7.31	-2.57	NKUA:Department of History and Philosophy of Science
MBA in Air Transport Management	MBA in Air Transport Management	University of the Aegean	Chios	10000.0	10.29	-1.73	UAegean:Department of Business Administration
Executive MBA	Διοίκηση Επιχειρήσεων για Στελέχη	University of Piraeus	Pireaus	7960.0	11.42	-1.76	UNIPI:Department of Business Administration
Total Quality Management International	Διοίκηση Επιχειρήσεων – Ολική Ποιότητα με Διεθνή Προσανατολισμό	University of Piraeus	Pireaus	7800.0	11.42	-1.76	UNIPI:Department of Business Administration
Business Administration – Tourism Management	Διοίκηση Επιχειρήσεων – Μάνατζμεντ Τουρισμού	University of Piraeus	Pireaus	7500.0	11.42	-1.76	UNIPI:Department of Business Administration
Counselling Psychology & Counselling in Special - General Education and Health	Συμβουλευτική Ψυχολογία και Συμβουλευτική στην Ειδική Αγωγή, την Εκπαίδευση και την Υγεία	University of Thessaly	Volos	7500.0	8.25	-2.28	UThessaly:Department of Early Childhood Education
Accounting and Control of Businesses and Public Organizations	Λογιστική και Έλεγχος Επιχειρήσεων και Δημοσιών Οργανισμών	University of Piraeus	Pireaus	7500.0	11.42	-1.76	UNIPI:Department of Business Administration
MSc in Data-Driven Financial Reporting, Auditing and Financial Management	Λογιστική Ελεγκτική και Χρηματοοικονομική Διαχείριση βάσει Ψηφιακών Δεδομένων	University of Macedonia	Thessaloniki	7500.0	8.62	-1.83	UoM:Department of Accounting and Finance
Financial Technology (FinTech)	Χρηματοοικονομική Τεχνολογία (FinTech)	University of Piraeus	Pireaus	7000.0	7.45	-2.11	UNIPI:Department of Banking and Financial Management
Business Administration	Διοίκηση Επιχειρήσεων	University of Piraeus	Pireaus	6900.0	11.42	-1.76	UNIPI:Department of Business Administration
Actuarial Science and Risk Management	Αναλογιστική Επιστήμη και Διαχείριση Κινδύνων	University of Piraeus	Pireaus	6500.0	7.92	-2.27	UNIPI:Department of Statistics and Insurance Science
Executive MBA	Διοίκηση Επιχειρήσεων για Στελέχη	International Hellenic University	Thessaloniki	6000.0	9.68	-1.74	IHU:Department of Business Administration | IHU:Department of Management Science and Technology
Banking and Finance	Χρηματοοικονομική και Τραπεζική	University of Piraeus	Pireaus	6000.0	7.45	-2.11	UNIPI:Department of Banking and Financial Management
MA in Greek and Eastern Mediterranean Archaeology: From the Bronze Age Palaces to the Hellenistic Kingdoms	Αρχαιολογία της Ελλάδας και της Ανατολικής Μεσογείου: από τα Ανάκτορα της Εποχής του Χαλκού έως και τα Ελληνιστικά Βασίλεια	National and Kapodistrian University of Athens	Athens	6000.0	5.31	-3.3	NKUA:Department of History and Archaeology
Applied Accounting and Auditing	Εφαρμοσμένη Λογιστική και Ελεγκτική	University of Macedonia	Thessaloniki	6000.0	8.62	-1.83	UoM:Department of Accounting and Finance
Law And Economics	Δίκαιο και Οικονομία	University of Piraeus	Pireaus	6000.0	11.42	-1.76	UNIPI:Department of Business Administration

Programme	Programme (EL)	University	City	Fee	Mean h (GS)	PC1	Departments
Industrial Management and Technology	Βιομηχανική Διοίκηση και Τεχνολογία	University of Piraeus	Pireaus	5800.0	9.77	-1.91	UNIPI:Department of Business Administration | UNIPI:Department of Banking and Financial Management
Project Management	Διοίκηση Έργων	University of Piraeus	Pireaus	5800.0	7.45	-2.11	UNIPI:Department of Banking and Financial Management
MSc in Communication Disorders and Sciences	ΔΔΠΜΣ Επιστήμες των Διαταραχών της Επικοινωνίας	University of Macedonia	Thessaloniki	5600.0	11.3	-1.9	UoM:Department of Educational and Social Policy
Applied Economics and Finance	Εφαρμοσμένα Οικονομικά Χρηματοοικονομικά	Athens University of Economics and Business	Athens	5400.0	8.25	-1.98	AUEB:Department of Economics
Applied Statistics	Εφαρμοσμένη Στατιστική	University of Piraeus	Pireaus	5400.0	7.92	-2.27	UNIPI:Department of Statistics and Insurance Science
Financial Management of Public Organizations and Units	Χρηματοοικονομική Διοίκηση Δημόσιων Οργανισμών και Μονάδων	University of Piraeus	Pireaus	5000.0	7.45	-2.11	UNIPI:Department of Banking and Financial Management
Resilience in Educational Contexts -EMJM FLOURISH	Resilience in Educational Contexts -EMJM FLOURISH	University of Crete	Rethymno	5000.0	8.6	-2.12	UoC:Department of Preschool Education | UoC:Department of Primary Education
MBA in Shipping	MBA in Shipping	University of the Aegean	Chios	5000.0	10.29	-1.73	UAegean:Department of Business Administration
Olympic Studies, Olympic Education, Organization and Management of Olympic Events	Ολυμπιακές Σπουδές, Ολυμπιακή Παιδεία, Οργάνωση και Διαχείριση Ολυμπιακών Εκδηλώσεων	University of the Peloponnese	Sparti / Sparta	5000.0	9.67	-2.02	UoP:Department of Sport Management
Banking and Finance Law	Το Χρηματοοικονομικό και Θεσμικό Πλαίσιο των Αγορών Χρήματος και Κεφαλαίου	University of Piraeus	Pireaus	5000.0	7.45	-2.11	UNIPI:Department of Banking and Financial Management
Accounting Taxation and Financial Management	Λογιστική Φορολογία και Χρηματοοικονομική Διοίκηση	University of Macedonia	Thessaloniki	4950.0	8.62	-1.83	UoM:Department of Accounting and Finance
Financial Technology	Χρηματοοικονομική Τεχνολογία	University of Macedonia	Thessaloniki	4800.0	8.62	-1.83	UoM:Department of Accounting and Finance
LLM in International and European Law	ΠΜΣ στο Διεθνές και Ευρωπαϊκό Δίκαιο	National and Kapodistrian University of Athens	Athens	4800.0	4.96	-2.47	NKUA:School of Law
Business Administration Executive	Διοίκηση Επιχειρήσεων για Στελέχη	University of the Aegean	Chios	4800.0	10.29	-1.73	UAegean:Department of Business Administration
Business Administration	Διοίκηση Επιχειρήσεων	University of the Aegean	Chios	4200.0	10.29	-1.73	UAegean:Department of Business Administration
Language Education for Refugees and Migrants	Γλωσσική Εκπαίδευση για Πρόσφυγες και Μετανάστες	Hellenic Open University	Patra	4125.0	5.78	-2.72	HOU:School of Humanities
Creative Writing	Δημιουργική Γραφή	Hellenic Open University	Patra	4125.0	5.78	-2.72	HOU:School of Humanities
Contemporary Italian culture and specific issues of terminology and interpretation	Σύγχρονος Ιταλικός Πολιτισμός και Ειδικά Ζητήματα Ορολογίας και Ερμηνεία	Hellenic Open University	Patra	4125.0	5.78	-2.72	HOU:School of Humanities
Accounting and Finance	Λογιστική και Χρηματοοικονομική	University of Macedonia	Thessaloniki	4050.0	8.62	-1.83	UoM:Department of Accounting and Finance
Current trends in linguistics for teachers	Σύγχρονες τάσεις στη Γλωσσολογία για Εκπαιδευτικούς	Hellenic Open University	Patra	4050.0	5.78	-2.72	HOU:School of Humanities
Greek and Chinese Civilizations: a comparative approach	Greek and Chinese Civilizations: a comparative approach	University of Patras	Patra	4000.0	4.62	-3.1	UPatras:Department of Philosophy

Programme	Programme (EL)	University	City	Fee	Mean h (GS)	PC1	Departments
Digital Humanities: Methods, Tools, Practices	Ψηφιακές Ανθρωπιστικές Επιστήμες: μέθοδοι, εργαλεία, πρακτικές	Hellenic Open University	Patra	4000.0	5.78	-2.72	HOU:School of Humanities
Modern and Contemporary Greek History	Νεώτερη και Σύγχρονη Ελληνική Ιστορία	Hellenic Open University	Patra	4000.0	5.78	-2.72	HOU:School of Humanities
Folk/Popular Culture and Modern Cultural Heritage	Λαϊκός πολιτισμός και Νεότερη Πολιτιστική Κληρονομιά	Hellenic Open University	Patra	4000.0	5.78	-2.72	HOU:School of Humanities
Art-Cultural Heritage-Development Policies	Τέχνη-Πολιτιστική Κληρονομιά-Αναπτυξιακές Πολιτικές	Hellenic Open University	Patra	4000.0	5.78	-2.72	HOU:School of Humanities
MA in Performing Arts	Παραστατικές Τέχνες	Hellenic Open University	Patra	4000.0	5.78	-2.72	HOU:School of Humanities
MSc in Digital Humanities	Ψηφιακές Ανθρωπιστικές Επιστήμες	National and Kapodistrian University of Athens	Athens	4000.0	8.88	-2.33	NKUA:Department of History and Archaeology | NKUA:Digital Industry Technologies

Table 32. Bottom fee quartile with top-quartile research standing

Programme	Programme (EL)	University	City	Fee	Mean h (GS)	PC1	Departments
Automation Systems	Συστήματα Αυτοματισμού	National Technical University of Athens	Athens	500.0	21.06	2.24	NTUA:Mechanical Engineering
Neurosciences	Νευροεπιστήμες	University of Crete	Heraklion	1000.0	24.41	1.53	UoC:Medicine
MSc in Science, Technology, Society—Science and Technology Studies	Επιστήμη, Τεχνολογία, Κοινωνία — Σπουδές Επιστήμης και Τεχνολογίας	National and Kapodistrian University of Athens	Athens	1000.0	29.32	2.99	NKUA:Department of History and Philosophy of Science | NKUA:Medicine | NKUA:Aerospace Science & Technology
Research in Marine Sciences	Έρευνα στις Θαλάσσιες Επιστήμες	University of the Aegean	Mytilene	1200.0	20.09	1.52	UAegean:Department of Marine Sciences
Sustainable Agricultural Production Systems and Climate Change	Αειφορικά Γεωργικά Συστήματα και Κλιματική Αλλαγή	Aristotle University of Thessaloniki	Thessaloniki	1200.0	20.55	1.56	AUTH:School of Agriculture
Soil, Water, Energy Resources and Agricultural Environment Management	Διαχείριση Εδαφικών, Υδατικών, Ενεργειακών Πόρων και Αγροτικού Περιβάλλοντος	Aristotle University of Thessaloniki	Thessaloniki	1500.0	20.55	1.56	AUTH:School of Agriculture
Integrated Coastal Management	Ολοκληρωμένη Διαχείριση Παράκτιων Περιοχών	University of the Aegean	Mytilene	1500.0	20.09	1.52	UAegean:Department of Marine Sciences
Vaccines and Prevention of Infectious Diseases	Εμβόλια και Πρόληψη Λοιμώξεων	University of Crete	Heraklion	1500.0	24.41	1.53	UoC:Medicine
MSc in Biomedical Engineering	Βοϊατρική Μηχανική	University of Crete	Heraklion	1500.0	23.49	1.39	UoC:Medicine | UoC:Computer Science | UoC:Department of Biology
Applied Biochemistry: Clinical Chemistry, Biotechnology, Evaluation of Pharmaceutical Products	Εφαρμοσμένη Βιοχημεία: Κλινική Χημεία, Βιοτεχνολογία, Αξιολόγηση Φαρμακευτικών Προϊόντων	University of Patras	Patra	1500.0	20.84	1.52	UPatras:Department of Chemistry
Microsystems and Nanodevices	Μικροσυστήματα και Νανοδιατάξεις	National Technical University of Athens	Athens	1500.0	35.65	8.67	NTUA:Applied Mathematical & Physical Sciences
Artificial Intelligence	Τεχνητή Νοημοσύνη	Aristotle University of Thessaloniki	Thessaloniki	1800.0	23.29	2.67	AUTH:Informatics
Communication Networks and Systems Security	Δίκτυα Επικοινωνιών και Ασφάλεια Συστημάτων	Aristotle University of Thessaloniki	Thessaloniki	1800.0	23.29	2.67	AUTH:Informatics

Programme	Programme (EL)	University	City	Fee	Mean h (GS)	PC1	Departments
Interactive hardware and software technologies	Διαδραστικές Τεχνολογίες Υλικού και Λογισμικού	Aristotle University of Thessaloniki	Thessaloniki	1800.0	23.29	2.67	AUTH:Informatics
Data and Web Science	Επιστήμη Δεδομένων και Παγκόσμιου Ιστού	Aristotle University of Thessaloniki	Thessaloniki	1800.0	23.29	2.67	AUTH:Informatics
Digital Media - Computational Intelligence	Ψηφιακά Μέσα - Υπολογιστική Νοημοσύνη	Aristotle University of Thessaloniki	Thessaloniki	1800.0	23.29	2.67	AUTH:Informatics
Computer Science	Επιστήμη των Υπολογιστών	Athens University of Economics and Business	Athens	2000.0	18.24	1.73	AUEB:Informatics
MSc in Nanomedicine	Νανοϊατρική	National and Kapodistrian University of Athens	Athens	2000.0	30.55	3.31	NKUA:Medicine
Cognitive Psychology and Applications	Γνωστική Ψυχολογία και Εφαρμογές	Aristotle University of Thessaloniki	Thessaloniki	2000.0	16.0	2.28	AUTH:School of Psychology
Public Health - Primary Health Care - Health Services	Δημόσια Υγεία - Πρωτοβάθμια Φροντίδα Υγείας - Υπηρεσίες Υγείας	University of Crete	Heraklion	2000.0	24.41	1.53	UoC:Medicine
Mechatronics	Μηχατρονική	University of Western Macedonia	Kozani	2000.0	18.78	1.73	UoWM:Electrical & Computer Engineering
Molecular Basis of Human Diseases	Μοριακή Βάση των Νοσημάτων του Ανθρώπου	University of Crete	Heraklion	2000.0	24.41	1.53	UoC:Medicine
Medical Physics - Radiation Physics	Ιατρική Φυσική - Ακτινοφυσική	National and Kapodistrian University of Athens	Athens	2000.0	30.55	3.31	NKUA:Medicine
Medical Genetics: Clinical and Laboratory Direction	Ιατρική Γενετική: Κλινική και Εργαστηριακή Κατεύθυνση	National and Kapodistrian University of Athens	Athens	2000.0	30.55	3.31	NKUA:Medicine
Endovascular Techniques	Ενδαγγειακές Τεχνικές	National and Kapodistrian University of Athens	Athens	2000.0	30.55	3.31	NKUA:Medicine
History, Ethics and Sociology of Medicine	Ιστορία, Ηθική και Κοινωνιολογία της Ιατρικής	National and Kapodistrian University of Athens	Athens	2200.0	30.55	3.31	NKUA:Medicine
Cutting Edge Technologies in Vision Sciences	Τεχνολογίες Αιχμής στις Επιστήμες της Όρασης	University of Crete	Heraklion	2200.0	22.28	1.21	UoC:Medicine | UoC:Department of Materials Science and Technology | UoC:Department of Mathematics and Applied Mathematics | UoC:Department of Biology
Clinical Trials: Design and Conduct	Κλινικές Μελέτες: Σχεδιασμός και Εκτέλεση	National and Kapodistrian University of Athens	Athens	2250.0	30.55	3.31	NKUA:Medicine
Information and Communication Technologies	Τεχνολογίες Πληροφορικής και Επικοινωνιών	National and Kapodistrian University of Athens	Athens	2400.0	22.0	2.12	NKUA:Informatics & Telecommunications
Environment and Health. Management of Environmental Health Effects	Περιβάλλον και Υγεία. Διαχείριση Περιβαλλοντικών Θεμάτων με Επιπτώσεις στην Υγεία.	National and Kapodistrian University of Athens	Athens	2400.0	30.55	3.31	NKUA:Medicine
Interventional Radiology	Επεμβατική Ακτινολογία	National and Kapodistrian University of Athens	Athens	2400.0	30.55	3.31	NKUA:Medicine
Computer, Telecommunications and Network Engineering	Μηχανική Υπολογιστών, Τηλεπικοινωνιών και Δικτύων	National and Kapodistrian University of Athens	Athens	2400.0	22.0	2.12	NKUA:Informatics & Telecommunications
Applied Science and Technology in Agricultural Production	Εφαρμοσμένη Επιστήμη και Τεχνολογία στη Γεωπονία	Hellenic Mediterranean University	Heraklion	2400.0	18.43	1.06	HMU:Department of Agriculture
Emergencies and Intensive Care in Children, Adolescents and Young Adults	Επείγουσα και Εντατική Θεραπεία Παίδων, Εφήβων και Νέων	University of Crete	Heraklion	2400.0	24.41	1.53	UoC:Medicine

Programme	Programme (EL)	University	City	Fee	Mean h (GS)	PC1	Departments
Computer Science	Πληροφορική	National and Kapodistrian University of Athens	Athens	2400.0	22.0	2.12	NKUA:Informatics & Telecommunications
Earth Science and Environment	Επιστήμες Γης και Περιβάλλον	National and Kapodistrian University of Athens	Athens	2400.0	20.78	1.18	NKUA:Department of Geology and Geoenvironment
Soft Matter Science and Engineering	Επιστήμη και Μηχανική στη Χαλαρή ύλη	University of Crete	Heraklion	2500.0	31.73	4.94	UoC:Department of Materials Science and Technology
Sustainable Production Systems and Environment in Agriculture	Αειφορικά Συστήματα Παραγωγής και Περιβάλλον στη Γεωργία	Democritus University of Thrace	Orestiada	2700.0	19.77	2.8	DUTH:Department of Agricultural Development

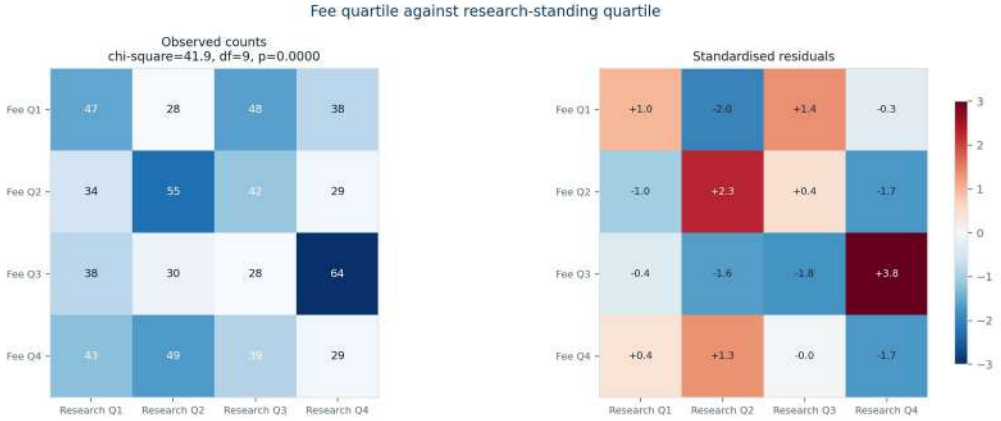

Figure 22. Fee quartile against research-standing quartile, with standardised residuals

5R. Attribution audit

Table 33. Programmes by attribution tier

Attribution tier	Programmes	Per cent
T1 explicit multi-unit attribution	29	3.2
T2 partial attribution	18	2.0
T3 declared but unspecified	53	5.9
T4 registry attribution	674	75.2
T5 subject-based inference	99	11.0
T6 unattributable	23	2.6

Table 34. Basis of every programme-department attachment

Attachment basis	Attachments
national registry record	674
declared by the programme	170
inferred from subject	90
university x field aggregate	77
subject matches unit name	37

Table 35. Departments attached per programme

Departments attached	Programmes
1	769
2	54
3	30
4	15
5	3
6	1

Table 36. Fields spanned per programme

Fields spanned	Programmes
1	804
2	44
3	20
4	4

Table 37. Statutory form declared in the Greek record

Statutory form	Programmes
ΔΠΜΣ interdepartmental	42
ΔΙΠΜΣ inter-institutional	16

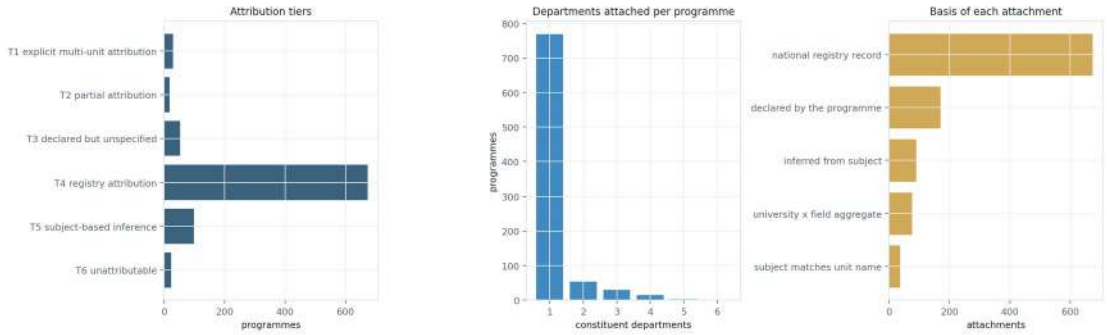

Figure 23. Attribution tiers, departments per programme and basis of attachment

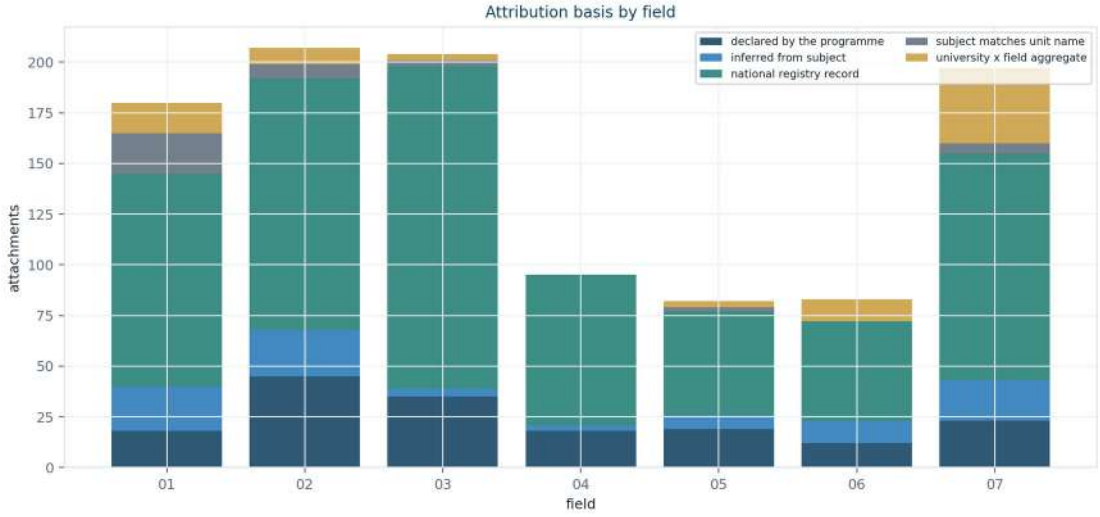

Figure 24. Basis of attachment by field

5S. Rank against rank: the comparative design

The companion study set each department's admission-cut-off rank beside its research rank in a single table, so that agreement and divergence could be read directly rather than inferred from a coefficient. That device is applied here to every criterion. Within each field, programmes are ranked on fee, on cost per ECTS credit, on credit volume and on composite research standing, and the ranks are printed side by side with their difference.

The two sides of every such table have different vintages, and this is by design rather than oversight. The programme criteria are current, describing the 2026-27 intake, while research standing is cumulative over 2012-2025. A research record is slow-moving and a fee schedule is not, so pairing a fourteen-year research window with a current price is the defensible construction: the candidate faces this year's fee and enters a department whose research record was built over the preceding decade.

5T. Rank association across every criterion

Table 38. Rank association of every criterion with every research indicator, pooled

Criterion	Indicator	n	Spearman rho	95% CI	p
Fee (EUR)	Composite research standing	792	-0.013	-0.082 to +0.057	0.7186
Fee (EUR)	GS mean h-index	796	-0.017	-0.086 to +0.053	0.6333
Fee (EUR)	GS mean i10	796	-0.013	-0.083 to +0.056	0.7059
Fee (EUR)	GS citations per member	813	0.048	-0.020 to +0.117	0.1677
Fee (EUR)	OA mean h-index	793	-0.064	-0.133 to +0.005	0.0708
Fee (EUR)	S2 mean h-index	801	0.049	-0.020 to +0.118	0.1646
Cost per ECTS credit	Composite research standing	790	-0.057	-0.127 to +0.012	0.107
Cost per ECTS credit	GS mean h-index	794	-0.062	-0.131 to +0.008	0.0814
Cost per ECTS credit	GS mean i10	794	-0.055	-0.124 to +0.015	0.1247
Cost per ECTS credit	GS citations per member	811	0.005	-0.064 to +0.074	0.8935
Cost per ECTS credit	OA mean h-index	791	-0.085	-0.154 to -0.015	0.0171
Cost per ECTS credit	S2 mean h-index	799	0.048	-0.022 to +0.117	0.1759
Cost per semester	Composite research standing	792	-0.061	-0.131 to +0.008	0.0839
Cost per semester	GS mean h-index	796	-0.067	-0.135 to +0.003	0.0605
Cost per semester	GS mean i10	796	-0.059	-0.128 to +0.010	0.096
Cost per semester	GS citations per member	813	0.001	-0.067 to +0.070	0.9697
Cost per semester	OA mean h-index	793	-0.088	-0.156 to -0.018	0.0135
Cost per semester	S2 mean h-index	801	0.037	-0.032 to +0.106	0.2974
Duration (semesters)	Composite research standing	796	0.075	+0.005 to +0.143	0.0354
Duration (semesters)	GS mean h-index	800	0.089	+0.020 to +0.157	0.0119
Duration (semesters)	GS mean i10	800	0.075	+0.006 to +0.144	0.0331
Duration (semesters)	GS citations per member	817	0.063	-0.006 to +0.131	0.0722
Duration (semesters)	OA mean h-index	797	0.045	-0.024 to +0.114	0.2037
Duration (semesters)	S2 mean h-index	805	-0.013	-0.082 to +0.056	0.7031
ECTS credits	Composite research standing	794	0.083	+0.013 to +0.151	0.0198
ECTS credits	GS mean h-index	798	0.096	+0.027 to +0.164	0.0066
ECTS credits	GS mean i10	798	0.082	+0.013 to +0.151	0.0199
ECTS credits	GS citations per member	815	0.072	+0.003 to +0.140	0.0401
ECTS credits	OA mean h-index	795	0.053	-0.016 to +0.122	0.1325
ECTS credits	S2 mean h-index	803	-0.03	-0.099 to +0.039	0.3969
Faculty size of teaching departments	Composite research standing	796	0.415	+0.355 to +0.471	0.0
Faculty size of teaching departments	GS mean h-index	800	0.47	+0.414 to +0.522	0.0
Faculty size of teaching departments	GS mean i10	800	0.489	+0.434 to +0.540	0.0
Faculty size of teaching departments	GS citations per member	817	0.434	+0.376 to +0.488	0.0
Faculty size of teaching departments	OA mean h-index	797	0.522	+0.470 to +0.571	0.0
Faculty size of teaching departments	S2 mean h-index	805	-0.136	-0.203 to -0.068	0.0001
Constituent departments	Composite research standing	796	-0.016	-0.086 to +0.053	0.6486
Constituent departments	GS mean h-index	800	0.0	-0.069 to +0.070	0.9935
Constituent departments	GS mean i10	800	0.018	-0.051 to +0.087	0.6074
Constituent departments	GS citations per member	817	0.012	-0.057 to +0.080	0.7376
Constituent departments	OA mean h-index	797	0.003	-0.067 to +0.072	0.9345
Constituent departments	S2 mean h-index	805	-0.036	-0.105 to +0.033	0.3105

Spearman rank correlations with 95 per cent confidence intervals. Programme criteria as published by the Ministry of Education and retrieved on 6 September 2026, describing the 2026-27 intake. Research standing is read from the seven field volumes of Edition 2026 of this series, publication window 2012-2025, cited in Section 1A; it is not recomputed here.

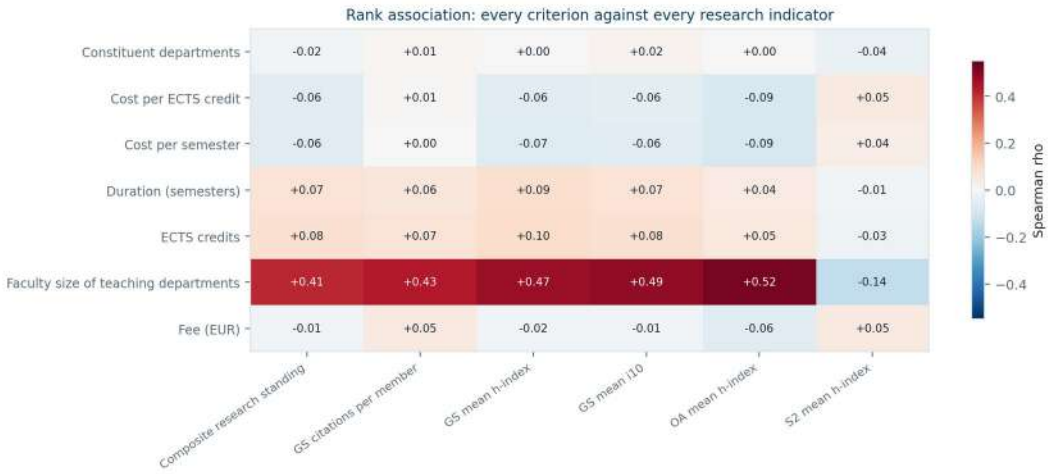

Figure 25. Rank association of every criterion with every research indicator

Faculty size is the only criterion that tracks research standing. Every price criterion is flat.

Table 39. Rank association of every criterion with every research indicator, by field (continued, 1 of 5)

Field	Criterion	Indicator	n	Spearman rho	95% CI	p
01 Economics & Business	Fee (EUR)	Composite research standing	145	-0.144	-0.300 to +0.020	0.0851
01 Economics & Business	Fee (EUR)	GS mean h-index	145	-0.032	-0.194 to +0.132	0.7027
01 Economics & Business	Fee (EUR)	GS mean i10	145	-0.04	-0.202 to +0.124	0.6323
01 Economics & Business	Fee (EUR)	GS citations per member	145	-0.215	-0.365 to -0.054	0.0094
01 Economics & Business	Fee (EUR)	OA mean h-index	145	-0.112	-0.270 to +0.052	0.1818
01 Economics & Business	Fee (EUR)	S2 mean h-index	145	-0.038	-0.200 to +0.125	0.6473
01 Economics & Business	Cost per ECTS credit	Composite research standing	144	-0.167	-0.321 to -0.003	0.046
01 Economics & Business	Cost per ECTS credit	GS mean h-index	144	-0.067	-0.228 to +0.098	0.4249
01 Economics & Business	Cost per ECTS credit	GS mean i10	144	-0.093	-0.253 to +0.072	0.2673
01 Economics & Business	Cost per ECTS credit	GS citations per member	144	-0.224	-0.374 to -0.063	0.007
01 Economics & Business	Cost per ECTS credit	OA mean h-index	144	-0.164	-0.319 to -0.000	0.0495
01 Economics & Business	Cost per ECTS credit	S2 mean h-index	144	-0.028	-0.191 to +0.136	0.7403
01 Economics & Business	Cost per semester	Composite research standing	145	-0.168	-0.322 to -0.005	0.0435
01 Economics & Business	Cost per semester	GS mean h-index	145	-0.076	-0.236 to +0.088	0.3651
01 Economics & Business	Cost per semester	GS mean i10	145	-0.102	-0.261 to +0.062	0.223
01 Economics & Business	Cost per semester	GS citations per member	145	-0.216	-0.366 to -0.055	0.0092
01 Economics & Business	Cost per semester	OA mean h-index	145	-0.177	-0.331 to -0.014	0.0331
01 Economics & Business	Cost per semester	S2 mean h-index	145	-0.041	-0.203 to +0.122	0.6215
01 Economics & Business	Duration (semesters)	Composite research standing	145	0.036	-0.127 to +0.198	0.6638
01 Economics & Business	Duration (semesters)	GS mean h-index	145	0.091	-0.074 to +0.250	0.2787
01 Economics & Business	Duration (semesters)	GS mean i10	145	0.13	-0.034 to +0.287	0.1199
01 Economics & Business	Duration (semesters)	GS citations per member	145	-0.005	-0.168 to +0.159	0.956
01 Economics & Business	Duration (semesters)	OA mean h-index	145	0.124	-0.039 to +0.282	0.1362
01 Economics & Business	Duration (semesters)	S2 mean h-index	145	-0.034	-0.196 to +0.130	0.6853
01 Economics & Business	ECTS credits	Composite research standing	144	0.044	-0.120 to +0.206	0.5997
01 Economics & Business	ECTS credits	GS mean h-index	144	0.095	-0.069 to +0.255	0.2556
01 Economics & Business	ECTS credits	GS mean i10	144	0.134	-0.030 to +0.291	0.1096
01 Economics & Business	ECTS credits	GS citations per member	144	0.024	-0.140 to +0.187	0.7724
01 Economics & Business	ECTS credits	OA mean h-index	144	0.115	-0.050 to +0.273	0.1707
01 Economics & Business	ECTS credits	S2 mean h-index	144	-0.049	-0.211 to +0.115	0.5581
01 Economics & Business	Faculty size of teaching departments	Composite research standing	145	0.139	-0.024 to +0.296	0.0949
01 Economics & Business	Faculty size of teaching departments	GS mean h-index	145	0.177	+0.014 to +0.330	0.0336
01 Economics & Business	Faculty size of teaching departments	GS mean i10	145	0.267	+0.108 to +0.412	0.0012

Field	Criterion	Indicator	n	Spearman rho	95% CI	p
01 Economics & Business	Faculty size of teaching departments	GS citations per member	145	0.007	-0.157 to +0.169	0.937
01 Economics & Business	Faculty size of teaching departments	OA mean h-index	145	0.166	+0.003 to +0.320	0.0463
01 Economics & Business	Faculty size of teaching departments	S2 mean h-index	145	0.11	-0.054 to +0.268	0.1898
01 Economics & Business	Constituent departments	Composite research standing	145	-0.061	-0.222 to +0.103	0.4663
01 Economics & Business	Constituent departments	GS mean h-index	145	0.029	-0.135 to +0.191	0.7308
01 Economics & Business	Constituent departments	GS mean i10	145	0.088	-0.076 to +0.247	0.2928
01 Economics & Business	Constituent departments	GS citations per member	145	-0.015	-0.178 to +0.148	0.8548
01 Economics & Business	Constituent departments	OA mean h-index	145	-0.055	-0.216 to +0.109	0.5112
01 Economics & Business	Constituent departments	S2 mean h-index	145	-0.17	-0.324 to -0.007	0.0414
02 Engineering & Computer Science	Fee (EUR)	Composite research standing	163	-0.126	-0.275 to +0.028	0.1078
02 Engineering & Computer Science	Fee (EUR)	GS mean h-index	163	-0.134	-0.282 to +0.020	0.0887
02 Engineering & Computer Science	Fee (EUR)	GS mean i10	163	-0.129	-0.277 to +0.026	0.102
02 Engineering & Computer Science	Fee (EUR)	GS citations per member	169	-0.056	-0.205 to +0.096	0.4703
02 Engineering & Computer Science	Fee (EUR)	OA mean h-index	163	-0.117	-0.266 to +0.037	0.1359
02 Engineering & Computer Science	Fee (EUR)	S2 mean h-index	166	-0.018	-0.170 to +0.135	0.8199
02 Engineering & Computer Science	Cost per ECTS credit	Composite research standing	163	-0.122	-0.271 to +0.032	0.12
02 Engineering & Computer Science	Cost per ECTS credit	GS mean h-index	163	-0.124	-0.273 to +0.030	0.1148
02 Engineering & Computer Science	Cost per ECTS credit	GS mean i10	163	-0.12	-0.269 to +0.034	0.1265
02 Engineering & Computer Science	Cost per ECTS credit	GS citations per member	169	-0.043	-0.193 to +0.109	0.5774
02 Engineering & Computer Science	Cost per ECTS credit	OA mean h-index	163	-0.096	-0.246 to +0.059	0.224
02 Engineering & Computer Science	Cost per ECTS credit	S2 mean h-index	166	-0.045	-0.196 to +0.108	0.5627
02 Engineering & Computer Science	Cost per semester	Composite research standing	163	-0.134	-0.282 to +0.021	0.089
02 Engineering & Computer Science	Cost per semester	GS mean h-index	163	-0.13	-0.278 to +0.024	0.0977
02 Engineering & Computer Science	Cost per semester	GS mean i10	163	-0.126	-0.274 to +0.028	0.109
02 Engineering & Computer Science	Cost per semester	GS citations per member	169	-0.048	-0.198 to +0.104	0.5345
02 Engineering & Computer Science	Cost per semester	OA mean h-index	163	-0.105	-0.255 to +0.049	0.1809
02 Engineering & Computer Science	Cost per semester	S2 mean h-index	166	-0.06	-0.211 to +0.093	0.4411
02 Engineering & Computer Science	Duration (semesters)	Composite research standing	165	0.023	-0.130 to +0.175	0.7709
02 Engineering & Computer Science	Duration (semesters)	GS mean h-index	165	0.006	-0.147 to +0.159	0.9389
02 Engineering & Computer Science	Duration (semesters)	GS mean i10	165	-0.003	-0.155 to +0.150	0.9722
02 Engineering & Computer Science	Duration (semesters)	GS citations per member	171	-0.051	-0.199 to +0.100	0.5101
02 Engineering & Computer Science	Duration (semesters)	OA mean h-index	165	-0.005	-0.158 to +0.148	0.9477
02 Engineering & Computer Science	Duration (semesters)	S2 mean h-index	168	0.156	+0.004 to +0.300	0.044

Field	Criterion	Indicator	n	Spearman rho	95% CI	p
02 Engineering & Computer Science	ECTS credits	Composite research standing	165	-0.011	-0.163 to +0.142	0.891
02 Engineering & Computer Science	ECTS credits	GS mean h-index	165	-0.008	-0.161 to +0.145	0.9161
02 Engineering & Computer Science	ECTS credits	GS mean i10	165	-0.007	-0.160 to +0.146	0.9245
02 Engineering & Computer Science	ECTS credits	GS citations per member	171	-0.078	-0.226 to +0.073	0.3087

Programme criteria as published by the Ministry of Education and retrieved on 6 September 2026, describing the 2026-27 intake. Research standing is read from the seven field volumes of Edition 2026 of this series, publication window 2012-2025, cited in Section 1A; it is not recomputed here.

Table 39. Rank association of every criterion with every research indicator, by field (continued, 2 of 5)

Field	Criterion	Indicator	n	Spearman rho	95% CI	p
02 Engineering & Computer Science	ECTS credits	OA mean h-index	165	-0.026	-0.178 to +0.127	0.7374
02 Engineering & Computer Science	ECTS credits	S2 mean h-index	168	0.111	-0.041 to +0.258	0.1508
02 Engineering & Computer Science	Faculty size of teaching departments	Composite research standing	165	0.108	-0.046 to +0.256	0.1686
02 Engineering & Computer Science	Faculty size of teaching departments	GS mean h-index	165	0.14	-0.013 to +0.286	0.0732
02 Engineering & Computer Science	Faculty size of teaching departments	GS mean i10	165	0.162	+0.010 to +0.308	0.0371
02 Engineering & Computer Science	Faculty size of teaching departments	GS citations per member	171	0.25	+0.104 to +0.386	0.001
02 Engineering & Computer Science	Faculty size of teaching departments	OA mean h-index	165	0.107	-0.047 to +0.256	0.1713
02 Engineering & Computer Science	Faculty size of teaching departments	S2 mean h-index	168	-0.035	-0.185 to +0.117	0.6525
02 Engineering & Computer Science	Constituent departments	Composite research standing	165	-0.049	-0.200 to +0.105	0.532
02 Engineering & Computer Science	Constituent departments	GS mean h-index	165	0.004	-0.149 to +0.156	0.9625
02 Engineering & Computer Science	Constituent departments	GS mean i10	165	0.021	-0.132 to +0.173	0.7889
02 Engineering & Computer Science	Constituent departments	GS citations per member	171	0.012	-0.138 to +0.162	0.8771
02 Engineering & Computer Science	Constituent departments	OA mean h-index	165	0.017	-0.136 to +0.170	0.8262
02 Engineering & Computer Science	Constituent departments	S2 mean h-index	168	-0.075	-0.224 to +0.078	0.3357
03 Medicine & Health Sciences	Fee (EUR)	Composite research standing	189	0.162	+0.020 to +0.298	0.026
03 Medicine & Health Sciences	Fee (EUR)	GS mean h-index	189	0.165	+0.023 to +0.301	0.0232
03 Medicine & Health Sciences	Fee (EUR)	GS mean i10	189	0.182	+0.041 to +0.317	0.0121
03 Medicine & Health Sciences	Fee (EUR)	GS citations per member	189	0.163	+0.021 to +0.299	0.0251
03 Medicine & Health Sciences	Fee (EUR)	OA mean h-index	189	0.145	+0.002 to +0.282	0.0464
03 Medicine & Health Sciences	Fee (EUR)	S2 mean h-index	189	-0.023	-0.165 to +0.120	0.7545
03 Medicine & Health Sciences	Cost per ECTS credit	Composite research standing	188	0.036	-0.107 to +0.179	0.6193
03 Medicine & Health Sciences	Cost per ECTS credit	GS mean h-index	188	0.037	-0.107 to +0.179	0.6178
03 Medicine & Health Sciences	Cost per ECTS credit	GS mean i10	188	0.061	-0.083 to +0.203	0.4033

Field	Criterion	Indicator	n	Spearman rho	95% CI	p
03 Medicine & Health Sciences	Cost per ECTS credit	GS citations per member	188	0.03	-0.114 to +0.172	0.6818
03 Medicine & Health Sciences	Cost per ECTS credit	OA mean h-index	188	0.023	-0.120 to +0.166	0.7521
03 Medicine & Health Sciences	Cost per ECTS credit	S2 mean h-index	188	-0.11	-0.249 to +0.033	0.1323
03 Medicine & Health Sciences	Cost per semester	Composite research standing	189	0.036	-0.107 to +0.178	0.6241
03 Medicine & Health Sciences	Cost per semester	GS mean h-index	189	0.037	-0.106 to +0.179	0.6141
03 Medicine & Health Sciences	Cost per semester	GS mean i10	189	0.063	-0.080 to +0.204	0.3876
03 Medicine & Health Sciences	Cost per semester	GS citations per member	189	0.028	-0.116 to +0.170	0.7062
03 Medicine & Health Sciences	Cost per semester	OA mean h-index	189	0.023	-0.120 to +0.165	0.7542
03 Medicine & Health Sciences	Cost per semester	S2 mean h-index	189	-0.131	-0.268 to +0.012	0.073
03 Medicine & Health Sciences	Duration (semesters)	Composite research standing	189	0.191	+0.050 to +0.325	0.0084
03 Medicine & Health Sciences	Duration (semesters)	GS mean h-index	189	0.195	+0.054 to +0.328	0.0072
03 Medicine & Health Sciences	Duration (semesters)	GS mean i10	189	0.182	+0.040 to +0.317	0.0122
03 Medicine & Health Sciences	Duration (semesters)	GS citations per member	189	0.201	+0.060 to +0.335	0.0055
03 Medicine & Health Sciences	Duration (semesters)	OA mean h-index	189	0.179	+0.037 to +0.313	0.014
03 Medicine & Health Sciences	Duration (semesters)	S2 mean h-index	189	0.18	+0.039 to +0.315	0.013
03 Medicine & Health Sciences	ECTS credits	Composite research standing	188	0.195	+0.054 to +0.329	0.0072
03 Medicine & Health Sciences	ECTS credits	GS mean h-index	188	0.199	+0.058 to +0.333	0.0061
03 Medicine & Health Sciences	ECTS credits	GS mean i10	188	0.186	+0.044 to +0.320	0.0106
03 Medicine & Health Sciences	ECTS credits	GS citations per member	188	0.208	+0.066 to +0.341	0.0043
03 Medicine & Health Sciences	ECTS credits	OA mean h-index	188	0.178	+0.036 to +0.313	0.0145
03 Medicine & Health Sciences	ECTS credits	S2 mean h-index	188	0.174	+0.031 to +0.309	0.0172
03 Medicine & Health Sciences	Faculty size of teaching departments	Composite research standing	189	0.841	+0.793 to +0.878	0.0
03 Medicine & Health Sciences	Faculty size of teaching departments	GS mean h-index	189	0.861	+0.819 to +0.894	0.0
03 Medicine & Health Sciences	Faculty size of teaching departments	GS mean i10	189	0.907	+0.878 to +0.929	0.0
03 Medicine & Health Sciences	Faculty size of teaching departments	GS citations per member	189	0.82	+0.768 to +0.862	0.0
03 Medicine & Health Sciences	Faculty size of teaching departments	OA mean h-index	189	0.859	+0.816 to +0.892	0.0
03 Medicine & Health Sciences	Faculty size of teaching departments	S2 mean h-index	189	-0.08	-0.220 to +0.063	0.2734
03 Medicine & Health Sciences	Constituent departments	Composite research standing	189	-0.091	-0.230 to +0.053	0.2143
03 Medicine & Health Sciences	Constituent departments	GS mean h-index	189	-0.105	-0.244 to +0.038	0.1488
03 Medicine & Health Sciences	Constituent departments	GS mean i10	189	-0.116	-0.255 to +0.027	0.1119
03 Medicine & Health Sciences	Constituent departments	GS citations per member	189	-0.092	-0.231 to +0.052	0.21

Field	Criterion	Indicator	n	Spearman rho	95% CI	p
03 Medicine & Health Sciences	Constituent departments	OA mean h-index	189	-0.108	-0.247 to +0.035	0.1382
03 Medicine & Health Sciences	Constituent departments	S2 mean h-index	189	0.02	-0.123 to +0.162	0.7889
04 Natural Sciences & Mathematics	Fee (EUR)	Composite research standing	90	0.102	-0.107 to +0.303	0.3371
04 Natural Sciences & Mathematics	Fee (EUR)	GS mean h-index	90	0.12	-0.089 to +0.319	0.259
04 Natural Sciences & Mathematics	Fee (EUR)	GS mean i10	90	0.187	-0.021 to +0.380	0.0772
04 Natural Sciences & Mathematics	Fee (EUR)	GS citations per member	90	0.155	-0.054 to +0.351	0.1447
04 Natural Sciences & Mathematics	Fee (EUR)	OA mean h-index	90	-0.356	-0.524 to -0.160	0.0006
04 Natural Sciences & Mathematics	Fee (EUR)	S2 mean h-index	90	0.095	-0.114 to +0.296	0.3736
04 Natural Sciences & Mathematics	Cost per ECTS credit	Composite research standing	90	0.043	-0.166 to +0.248	0.687
04 Natural Sciences & Mathematics	Cost per ECTS credit	GS mean h-index	90	0.055	-0.154 to +0.259	0.6074
04 Natural Sciences & Mathematics	Cost per ECTS credit	GS mean i10	90	0.124	-0.085 to +0.323	0.243
04 Natural Sciences & Mathematics	Cost per ECTS credit	GS citations per member	90	0.099	-0.110 to +0.300	0.352
04 Natural Sciences & Mathematics	Cost per ECTS credit	OA mean h-index	90	-0.343	-0.514 to -0.146	0.0009
04 Natural Sciences & Mathematics	Cost per ECTS credit	S2 mean h-index	90	0.08	-0.129 to +0.283	0.4528
04 Natural Sciences & Mathematics	Cost per semester	Composite research standing	90	0.032	-0.177 to +0.237	0.7679
04 Natural Sciences & Mathematics	Cost per semester	GS mean h-index	90	0.044	-0.165 to +0.249	0.6816

Table 39. Rank association of every criterion with every research indicator, by field (continued, 3 of 5)

Field	Criterion	Indicator	n	Spearman rho	95% CI	p
04 Natural Sciences & Mathematics	Cost per semester	GS mean i10	90	0.115	-0.095 to +0.314	0.2815
04 Natural Sciences & Mathematics	Cost per semester	GS citations per member	90	0.092	-0.117 to +0.293	0.3893
04 Natural Sciences & Mathematics	Cost per semester	OA mean h-index	90	-0.373	-0.539 to -0.180	0.0003
04 Natural Sciences & Mathematics	Cost per semester	S2 mean h-index	90	0.058	-0.151 to +0.262	0.587
04 Natural Sciences & Mathematics	Duration (semesters)	Composite research standing	92	0.198	-0.007 to +0.387	0.0588
04 Natural Sciences & Mathematics	Duration (semesters)	GS mean h-index	92	0.247	+0.045 to +0.430	0.0175
04 Natural Sciences & Mathematics	Duration (semesters)	GS mean i10	92	0.223	+0.019 to +0.409	0.0327
04 Natural Sciences & Mathematics	Duration (semesters)	GS citations per member	92	0.194	-0.011 to +0.383	0.064
04 Natural Sciences & Mathematics	Duration (semesters)	OA mean h-index	92	-0.131	-0.327 to +0.076	0.2142
04 Natural Sciences & Mathematics	Duration (semesters)	S2 mean h-index	92	0.212	+0.007 to +0.399	0.0427
04 Natural Sciences & Mathematics	ECTS credits	Composite research standing	92	0.287	+0.087 to +0.464	0.0056
04 Natural Sciences & Mathematics	ECTS credits	GS mean h-index	92	0.337	+0.142 to +0.507	0.001

Field	Criterion	Indicator	n	Spearman rho	95% CI	p
04 Natural Sciences & Mathematics	ECTS credits	GS mean i10	92	0.313	+0.115 to +0.486	0.0024
04 Natural Sciences & Mathematics	ECTS credits	GS citations per member	92	0.306	+0.108 to +0.481	0.003
04 Natural Sciences & Mathematics	ECTS credits	OA mean h-index	92	-0.071	-0.272 to +0.136	0.5031
04 Natural Sciences & Mathematics	ECTS credits	S2 mean h-index	92	0.213	+0.008 to +0.400	0.0415
04 Natural Sciences & Mathematics	Faculty size of teaching departments	Composite research standing	92	-0.291	-0.468 to -0.092	0.0049
04 Natural Sciences & Mathematics	Faculty size of teaching departments	GS mean h-index	92	-0.194	-0.383 to +0.012	0.0645
04 Natural Sciences & Mathematics	Faculty size of teaching departments	GS mean i10	92	-0.168	-0.361 to +0.038	0.1091
04 Natural Sciences & Mathematics	Faculty size of teaching departments	GS citations per member	92	-0.233	-0.418 to -0.029	0.0257
04 Natural Sciences & Mathematics	Faculty size of teaching departments	OA mean h-index	92	0.395	+0.207 to +0.555	0.0001
04 Natural Sciences & Mathematics	Faculty size of teaching departments	S2 mean h-index	92	-0.401	-0.560 to -0.213	0.0001
04 Natural Sciences & Mathematics	Constituent departments	Composite research standing	92	-0.172	-0.364 to +0.034	0.1004
04 Natural Sciences & Mathematics	Constituent departments	GS mean h-index	92	-0.082	-0.282 to +0.125	0.4393
04 Natural Sciences & Mathematics	Constituent departments	GS mean i10	92	-0.024	-0.228 to +0.181	0.8183
04 Natural Sciences & Mathematics	Constituent departments	GS citations per member	92	-0.037	-0.240 to +0.169	0.7285
04 Natural Sciences & Mathematics	Constituent departments	OA mean h-index	92	0.035	-0.172 to +0.238	0.7438
04 Natural Sciences & Mathematics	Constituent departments	S2 mean h-index	92	-0.3	-0.476 to -0.102	0.0036
05 Life Sciences & Agriculture	Fee (EUR)	Composite research standing	77	0.051	-0.175 to +0.272	0.657
05 Life Sciences & Agriculture	Fee (EUR)	GS mean h-index	77	0.174	-0.052 to +0.383	0.1305
05 Life Sciences & Agriculture	Fee (EUR)	GS mean i10	77	0.193	-0.032 to +0.400	0.0925
05 Life Sciences & Agriculture	Fee (EUR)	GS citations per member	77	0.135	-0.092 to +0.348	0.2417
05 Life Sciences & Agriculture	Fee (EUR)	OA mean h-index	77	0.058	-0.168 to +0.278	0.6175
05 Life Sciences & Agriculture	Fee (EUR)	S2 mean h-index	77	-0.14	-0.353 to +0.087	0.2255
05 Life Sciences & Agriculture	Cost per ECTS credit	Composite research standing	77	-0.047	-0.268 to +0.179	0.6849
05 Life Sciences & Agriculture	Cost per ECTS credit	GS mean h-index	77	0.018	-0.207 to +0.241	0.8799
05 Life Sciences & Agriculture	Cost per ECTS credit	GS mean i10	77	0.05	-0.176 to +0.271	0.6643
05 Life Sciences & Agriculture	Cost per ECTS credit	GS citations per member	77	0.006	-0.219 to +0.229	0.9608
05 Life Sciences & Agriculture	Cost per ECTS credit	OA mean h-index	77	-0.049	-0.270 to +0.177	0.672
05 Life Sciences & Agriculture	Cost per ECTS credit	S2 mean h-index	77	-0.093	-0.310 to +0.134	0.4222
05 Life Sciences & Agriculture	Cost per semester	Composite research standing	77	-0.048	-0.269 to +0.178	0.6768
05 Life Sciences & Agriculture	Cost per semester	GS mean h-index	77	0.002	-0.222 to +0.226	0.9843
05 Life Sciences & Agriculture	Cost per semester	GS mean i10	77	0.038	-0.187 to +0.260	0.7398

Field	Criterion	Indicator	n	Spearman rho	95% CI	p
05 Life Sciences & Agriculture	Cost per semester	GS citations per member	77	-0.003	-0.227 to +0.221	0.9788
05 Life Sciences & Agriculture	Cost per semester	OA mean h-index	77	-0.05	-0.271 to +0.176	0.6641
05 Life Sciences & Agriculture	Cost per semester	S2 mean h-index	77	-0.073	-0.292 to +0.153	0.5267
05 Life Sciences & Agriculture	Duration (semesters)	Composite research standing	77	0.221	-0.004 to +0.424	0.0539
05 Life Sciences & Agriculture	Duration (semesters)	GS mean h-index	77	0.326	+0.110 to +0.513	0.0038
05 Life Sciences & Agriculture	Duration (semesters)	GS mean i10	77	0.272	+0.051 to +0.467	0.0169
05 Life Sciences & Agriculture	Duration (semesters)	GS citations per member	77	0.263	+0.042 to +0.460	0.0207
05 Life Sciences & Agriculture	Duration (semesters)	OA mean h-index	77	0.204	-0.021 to +0.410	0.0746
05 Life Sciences & Agriculture	Duration (semesters)	S2 mean h-index	77	-0.147	-0.360 to +0.079	0.2008
05 Life Sciences & Agriculture	ECTS credits	Composite research standing	77	0.269	+0.048 to +0.465	0.0179
05 Life Sciences & Agriculture	ECTS credits	GS mean h-index	77	0.331	+0.115 to +0.516	0.0033
05 Life Sciences & Agriculture	ECTS credits	GS mean i10	77	0.287	+0.068 to +0.481	0.0112
05 Life Sciences & Agriculture	ECTS credits	GS citations per member	77	0.298	+0.079 to +0.489	0.0085
05 Life Sciences & Agriculture	ECTS credits	OA mean h-index	77	0.275	+0.055 to +0.470	0.0154
05 Life Sciences & Agriculture	ECTS credits	S2 mean h-index	77	-0.084	-0.302 to +0.143	0.4687
05 Life Sciences & Agriculture	Faculty size of teaching departments	Composite research standing	77	0.448	+0.249 to +0.611	0.0
05 Life Sciences & Agriculture	Faculty size of teaching departments	GS mean h-index	77	0.486	+0.294 to +0.640	0.0
05 Life Sciences & Agriculture	Faculty size of teaching departments	GS mean i10	77	0.534	+0.352 to +0.677	0.0
05 Life Sciences & Agriculture	Faculty size of teaching departments	GS citations per member	77	0.374	+0.164 to +0.552	0.0008
05 Life Sciences & Agriculture	Faculty size of teaching departments	OA mean h-index	77	0.383	+0.174 to +0.559	0.0006
05 Life Sciences & Agriculture	Faculty size of teaching departments	S2 mean h-index	77	-0.111	-0.327 to +0.115	0.3346
05 Life Sciences & Agriculture	Constituent departments	Composite research standing	77	0.114	-0.113 to +0.330	0.3231
05 Life Sciences & Agriculture	Constituent departments	GS mean h-index	77	0.193	-0.033 to +0.399	0.0931
05 Life Sciences & Agriculture	Constituent departments	GS mean i10	77	0.272	+0.051 to +0.467	0.0169
05 Life Sciences & Agriculture	Constituent departments	GS citations per member	77	0.097	-0.129 to +0.315	0.3995
05 Life Sciences & Agriculture	Constituent departments	OA mean h-index	77	0.015	-0.210 to +0.238	0.8971
05 Life Sciences & Agriculture	Constituent departments	S2 mean h-index	77	-0.311	-0.500 to -0.093	0.0059

Table 39. Rank association of every criterion with every research indicator, by field (continued, 4 of 5)

Field	Criterion	Indicator	n	Spearman rho	95% CI	p
06 Law, Political & Social Sciences	Fee (EUR)	Composite research standing	67	0.258	+0.019 to +0.469	0.0348
06 Law, Political & Social Sciences	Fee (EUR)	GS mean h-index	67	0.175	-0.068 to +0.399	0.1561
06 Law, Political & Social Sciences	Fee (EUR)	GS mean i10	67	0.195	-0.047 to +0.416	0.1139
06 Law, Political & Social Sciences	Fee (EUR)	GS citations per member	67	0.168	-0.075 to +0.392	0.1746

Field	Criterion	Indicator	n	Spearman rho	95% CI	p
06 Law, Political & Social Sciences	Fee (EUR)	OA mean h-index	67	0.236	-0.005 to +0.450	0.0551
06 Law, Political & Social Sciences	Fee (EUR)	S2 mean h-index	67	0.159	-0.084 to +0.385	0.1977
06 Law, Political & Social Sciences	Cost per ECTS credit	Composite research standing	67	0.159	-0.084 to +0.385	0.1984
06 Law, Political & Social Sciences	Cost per ECTS credit	GS mean h-index	67	0.071	-0.172 to +0.306	0.5685
06 Law, Political & Social Sciences	Cost per ECTS credit	GS mean i10	67	0.096	-0.148 to +0.328	0.442
06 Law, Political & Social Sciences	Cost per ECTS credit	GS citations per member	67	0.065	-0.178 to +0.301	0.5992
06 Law, Political & Social Sciences	Cost per ECTS credit	OA mean h-index	67	0.139	-0.104 to +0.367	0.2603
06 Law, Political & Social Sciences	Cost per ECTS credit	S2 mean h-index	67	0.137	-0.106 to +0.365	0.2678
06 Law, Political & Social Sciences	Cost per semester	Composite research standing	67	0.152	-0.091 to +0.378	0.2193
06 Law, Political & Social Sciences	Cost per semester	GS mean h-index	67	0.058	-0.184 to +0.295	0.6383
06 Law, Political & Social Sciences	Cost per semester	GS mean i10	67	0.088	-0.155 to +0.322	0.4769
06 Law, Political & Social Sciences	Cost per semester	GS citations per member	67	0.053	-0.190 to +0.290	0.6702
06 Law, Political & Social Sciences	Cost per semester	OA mean h-index	67	0.159	-0.084 to +0.385	0.198
06 Law, Political & Social Sciences	Cost per semester	S2 mean h-index	67	0.126	-0.118 to +0.355	0.3114
06 Law, Political & Social Sciences	Duration (semesters)	Composite research standing	67	0.232	-0.009 to +0.447	0.0588
06 Law, Political & Social Sciences	Duration (semesters)	GS mean h-index	67	0.281	+0.044 to +0.488	0.0212
06 Law, Political & Social Sciences	Duration (semesters)	GS mean i10	67	0.244	+0.004 to +0.457	0.0465
06 Law, Political & Social Sciences	Duration (semesters)	GS citations per member	67	0.292	+0.056 to +0.498	0.0164
06 Law, Political & Social Sciences	Duration (semesters)	OA mean h-index	67	0.154	-0.089 to +0.380	0.2125
06 Law, Political & Social Sciences	Duration (semesters)	S2 mean h-index	67	0.044	-0.198 to +0.281	0.724
06 Law, Political & Social Sciences	ECTS credits	Composite research standing	67	0.237	-0.004 to +0.451	0.0538
06 Law, Political & Social Sciences	ECTS credits	GS mean h-index	67	0.298	+0.062 to +0.502	0.0143
06 Law, Political & Social Sciences	ECTS credits	GS mean i10	67	0.264	+0.025 to +0.474	0.0308
06 Law, Political & Social Sciences	ECTS credits	GS citations per member	67	0.302	+0.067 to +0.506	0.0129
06 Law, Political & Social Sciences	ECTS credits	OA mean h-index	67	0.192	-0.051 to +0.413	0.1202
06 Law, Political & Social Sciences	ECTS credits	S2 mean h-index	67	0.028	-0.214 to +0.266	0.8239
06 Law, Political & Social Sciences	Faculty size of teaching departments	Composite research standing	67	0.014	-0.227 to +0.253	0.9121
06 Law, Political & Social Sciences	Faculty size of teaching departments	GS mean h-index	67	-0.12	-0.350 to +0.124	0.3332
06 Law, Political & Social Sciences	Faculty size of teaching departments	GS mean i10	67	-0.091	-0.324 to +0.152	0.4622
06 Law, Political & Social Sciences	Faculty size of teaching departments	GS citations per member	67	-0.084	-0.318 to +0.159	0.4966
06 Law, Political & Social Sciences	Faculty size of teaching departments	OA mean h-index	67	0.164	-0.079 to +0.389	0.1839
06 Law, Political & Social Sciences	Faculty size of teaching departments	S2 mean h-index	67	-0.16	-0.386 to +0.083	0.195
06 Law, Political & Social Sciences	Constituent departments	Composite research standing	67	0.182	-0.061 to +0.405	0.1399
06 Law, Political & Social Sciences	Constituent departments	GS mean h-index	67	0.274	+0.036 to +0.482	0.0251
06 Law, Political & Social Sciences	Constituent departments	GS mean i10	67	0.272	+0.034 to +0.480	0.0262
06 Law, Political & Social Sciences	Constituent departments	GS citations per member	67	0.265	+0.026 to +0.475	0.0304
06 Law, Political & Social Sciences	Constituent departments	OA mean h-index	67	0.244	+0.004 to +0.457	0.047
06 Law, Political & Social Sciences	Constituent departments	S2 mean h-index	67	-0.154	-0.380 to +0.090	0.2136
07 Humanities, Arts & Education	Fee (EUR)	Composite research standing	135	0.038	-0.132 to +0.206	0.6612
07 Humanities, Arts & Education	Fee (EUR)	GS mean h-index	139	-0.016	-0.182 to +0.151	0.8482
07 Humanities, Arts & Education	Fee (EUR)	GS mean i10	139	-0.009	-0.176 to +0.157	0.9124
07 Humanities, Arts & Education	Fee (EUR)	GS citations per member	150	0.184	+0.024 to +0.334	0.0244
07 Humanities, Arts & Education	Fee (EUR)	OA mean h-index	136	-0.139	-0.300 to +0.030	0.1065
07 Humanities, Arts & Education	Fee (EUR)	S2 mean h-index	141	0.435	+0.291 to +0.560	0.0
07 Humanities, Arts & Education	Cost per ECTS credit	Composite research standing	135	0.065	-0.105 to +0.232	0.452
07 Humanities, Arts & Education	Cost per ECTS credit	GS mean h-index	139	0.019	-0.148 to +0.185	0.8271
07 Humanities, Arts & Education	Cost per ECTS credit	GS mean i10	139	0.015	-0.152 to +0.181	0.8596
07 Humanities, Arts & Education	Cost per ECTS credit	GS citations per member	150	0.164	+0.004 to +0.316	0.045
07 Humanities, Arts & Education	Cost per ECTS credit	OA mean h-index	136	-0.095	-0.259 to +0.074	0.2708
07 Humanities, Arts & Education	Cost per ECTS credit	S2 mean h-index	141	0.399	+0.251 to +0.530	0.0

Field	Criterion	Indicator	n	Spearman rho	95% CI	p
07 Humanities, Arts & Education	Cost per semester	Composite research standing	135	0.079	-0.091 to +0.245	0.3599
07 Humanities, Arts & Education	Cost per semester	GS mean h-index	139	0.028	-0.139 to +0.194	0.7398
07 Humanities, Arts & Education	Cost per semester	GS mean i10	139	0.025	-0.142 to +0.190	0.7738
07 Humanities, Arts & Education	Cost per semester	GS citations per member	150	0.174	+0.014 to +0.325	0.0335
07 Humanities, Arts & Education	Cost per semester	OA mean h-index	136	-0.072	-0.238 to +0.097	0.4024
07 Humanities, Arts & Education	Cost per semester	S2 mean h-index	141	0.407	+0.259 to +0.536	0.0
07 Humanities, Arts & Education	Duration (semesters)	Composite research standing	135	-0.113	-0.277 to +0.057	0.1913
07 Humanities, Arts & Education	Duration (semesters)	GS mean h-index	139	-0.135	-0.295 to +0.033	0.1139
07 Humanities, Arts & Education	Duration (semesters)	GS mean i10	139	-0.114	-0.275 to +0.054	0.183
07 Humanities, Arts & Education	Duration (semesters)	GS citations per member	150	-0.034	-0.193 to +0.127	0.6773
07 Humanities, Arts & Education	Duration (semesters)	OA mean h-index	136	-0.21	-0.365 to -0.043	0.0141
07 Humanities, Arts & Education	Duration (semesters)	S2 mean h-index	141	0.053	-0.114 to +0.216	0.5358
07 Humanities, Arts & Education	ECTS credits	Composite research standing	135	-0.086	-0.251 to +0.084	0.3219
07 Humanities, Arts & Education	ECTS credits	GS mean h-index	139	-0.117	-0.278 to +0.051	0.1715
07 Humanities, Arts & Education	ECTS credits	GS mean i10	139	-0.093	-0.256 to +0.075	0.2756
07 Humanities, Arts & Education	ECTS credits	GS citations per member	150	-0.015	-0.175 to +0.146	0.8584

Table 39. Rank association of every criterion with every research indicator, by field (continued, 5 of 5)

Field	Criterion	Indicator	n	Spearman rho	95% CI	p
07 Humanities, Arts & Education	ECTS credits	OA mean h-index	136	-0.184	-0.342 to -0.016	0.0319
07 Humanities, Arts & Education	ECTS credits	S2 mean h-index	141	0.079	-0.087 to +0.242	0.3492
07 Humanities, Arts & Education	Faculty size of teaching departments	Composite research standing	135	0.127	-0.043 to +0.290	0.1422
07 Humanities, Arts & Education	Faculty size of teaching departments	GS mean h-index	139	0.112	-0.055 to +0.274	0.1879
07 Humanities, Arts & Education	Faculty size of teaching departments	GS mean i10	139	0.108	-0.059 to +0.270	0.2041
07 Humanities, Arts & Education	Faculty size of teaching departments	GS citations per member	150	0.253	+0.097 to +0.397	0.0018
07 Humanities, Arts & Education	Faculty size of teaching departments	OA mean h-index	136	0.506	+0.369 to +0.621	0.0
07 Humanities, Arts & Education	Faculty size of teaching departments	S2 mean h-index	141	-0.202	-0.355 to -0.038	0.0163
07 Humanities, Arts & Education	Constituent departments	Composite research standing	135	0.238	+0.072 to +0.392	0.0053
07 Humanities, Arts & Education	Constituent departments	GS mean h-index	139	0.28	+0.119 to +0.427	0.0008
07 Humanities, Arts & Education	Constituent departments	GS mean i10	139	0.259	+0.097 to +0.408	0.0021
07 Humanities, Arts & Education	Constituent departments	GS citations per member	150	0.259	+0.103 to +0.403	0.0013
07 Humanities, Arts & Education	Constituent departments	OA mean h-index	136	0.347	+0.190 to +0.487	0.0
07 Humanities, Arts & Education	Constituent departments	S2 mean h-index	141	-0.031	-0.195 to +0.135	0.7146

Table 40. Rank associations reaching the conventional threshold (continued, 1 of 2)

Field	Criterion	Indicator	n	Spearman rho	95% CI	p
03 Medicine & Health Sciences	Faculty size of teaching departments	Composite research standing	189	0.841	+0.793 to +0.878	0.0
05 Life Sciences & Agriculture	Faculty size of teaching departments	GS mean i10	77	0.534	+0.352 to +0.677	0.0
05 Life Sciences & Agriculture	Faculty size of teaching departments	GS mean h-index	77	0.486	+0.294 to +0.640	0.0

Field	Criterion	Indicator	n	Spearman rho	95% CI	p
05 Life Sciences & Agriculture	Faculty size of teaching departments	Composite research standing	77	0.448	+0.249 to +0.611	0.0
03 Medicine & Health Sciences	Faculty size of teaching departments	OA mean h-index	189	0.859	+0.816 to +0.892	0.0
03 Medicine & Health Sciences	Faculty size of teaching departments	GS citations per member	189	0.82	+0.768 to +0.862	0.0
03 Medicine & Health Sciences	Faculty size of teaching departments	GS mean i10	189	0.907	+0.878 to +0.929	0.0
03 Medicine & Health Sciences	Faculty size of teaching departments	GS mean h-index	189	0.861	+0.819 to +0.894	0.0
07 Humanities, Arts & Education	Cost per ECTS credit	S2 mean h-index	141	0.399	+0.251 to +0.530	0.0
07 Humanities, Arts & Education	Cost per semester	S2 mean h-index	141	0.407	+0.259 to +0.536	0.0
07 Humanities, Arts & Education	Faculty size of teaching departments	OA mean h-index	136	0.506	+0.369 to +0.621	0.0
07 Humanities, Arts & Education	Constituent departments	OA mean h-index	136	0.347	+0.190 to +0.487	0.0
07 Humanities, Arts & Education	Fee (EUR)	S2 mean h-index	141	0.435	+0.291 to +0.560	0.0
04 Natural Sciences & Mathematics	Faculty size of teaching departments	OA mean h-index	92	0.395	+0.207 to +0.555	0.0001
04 Natural Sciences & Mathematics	Faculty size of teaching departments	S2 mean h-index	92	-0.401	-0.560 to -0.213	0.0001
04 Natural Sciences & Mathematics	Cost per semester	OA mean h-index	90	-0.373	-0.539 to -0.180	0.0003
05 Life Sciences & Agriculture	Faculty size of teaching departments	OA mean h-index	77	0.383	+0.174 to +0.559	0.0006
04 Natural Sciences & Mathematics	Fee (EUR)	OA mean h-index	90	-0.356	-0.524 to -0.160	0.0006
05 Life Sciences & Agriculture	Faculty size of teaching departments	GS citations per member	77	0.374	+0.164 to +0.552	0.0008
07 Humanities, Arts & Education	Constituent departments	GS mean h-index	139	0.28	+0.119 to +0.427	0.0008
04 Natural Sciences & Mathematics	Cost per ECTS credit	OA mean h-index	90	-0.343	-0.514 to -0.146	0.0009
04 Natural Sciences & Mathematics	ECTS credits	GS mean h-index	92	0.337	+0.142 to +0.507	0.001
02 Engineering & Computer Science	Faculty size of teaching departments	GS citations per member	171	0.25	+0.104 to +0.386	0.001
01 Economics & Business	Faculty size of teaching departments	GS mean i10	145	0.267	+0.108 to +0.412	0.0012
07 Humanities, Arts & Education	Constituent departments	GS citations per member	150	0.259	+0.103 to +0.403	0.0013
07 Humanities, Arts & Education	Faculty size of teaching departments	GS citations per member	150	0.253	+0.097 to +0.397	0.0018
07 Humanities, Arts & Education	Constituent departments	GS mean i10	139	0.259	+0.097 to +0.408	0.0021
04 Natural Sciences & Mathematics	ECTS credits	GS mean i10	92	0.313	+0.115 to +0.486	0.0024
04 Natural Sciences & Mathematics	ECTS credits	GS citations per member	92	0.306	+0.108 to +0.481	0.003
05 Life Sciences & Agriculture	ECTS credits	GS mean h-index	77	0.331	+0.115 to +0.516	0.0033
04 Natural Sciences & Mathematics	Constituent departments	S2 mean h-index	92	-0.3	-0.476 to -0.102	0.0036
05 Life Sciences & Agriculture	Duration (semesters)	GS mean h-index	77	0.326	+0.110 to +0.513	0.0038
03 Medicine & Health Sciences	ECTS credits	GS citations per member	188	0.208	+0.066 to +0.341	0.0043
04 Natural Sciences & Mathematics	Faculty size of teaching departments	Composite research standing	92	-0.291	-0.468 to -0.092	0.0049

Field	Criterion	Indicator	n	Spearman rho	95% CI	p
07 Humanities, Arts & Education	Constituent departments	Composite research standing	135	0.238	+0.072 to +0.392	0.0053
03 Medicine & Health Sciences	Duration (semesters)	GS citations per member	189	0.201	+0.060 to +0.335	0.0055
04 Natural Sciences & Mathematics	ECTS credits	Composite research standing	92	0.287	+0.087 to +0.464	0.0056
05 Life Sciences & Agriculture	Constituent departments	S2 mean h-index	77	-0.311	-0.500 to -0.093	0.0059
03 Medicine & Health Sciences	ECTS credits	GS mean h-index	188	0.199	+0.058 to +0.333	0.0061
01 Economics & Business	Cost per ECTS credit	GS citations per member	144	-0.224	-0.374 to -0.063	0.007
03 Medicine & Health Sciences	Duration (semesters)	GS mean h-index	189	0.195	+0.054 to +0.328	0.0072
03 Medicine & Health Sciences	ECTS credits	Composite research standing	188	0.195	+0.054 to +0.329	0.0072
03 Medicine & Health Sciences	Duration (semesters)	Composite research standing	189	0.191	+0.050 to +0.325	0.0084
05 Life Sciences & Agriculture	ECTS credits	GS citations per member	77	0.298	+0.079 to +0.489	0.0085
01 Economics & Business	Cost per semester	GS citations per member	145	-0.216	-0.366 to -0.055	0.0092
01 Economics & Business	Fee (EUR)	GS citations per member	145	-0.215	-0.365 to -0.054	0.0094
03 Medicine & Health Sciences	ECTS credits	GS mean i10	188	0.186	+0.044 to +0.320	0.0106
05 Life Sciences & Agriculture	ECTS credits	GS mean i10	77	0.287	+0.068 to +0.481	0.0112
03 Medicine & Health Sciences	Fee (EUR)	GS mean i10	189	0.182	+0.041 to +0.317	0.0121
03 Medicine & Health Sciences	Duration (semesters)	GS mean i10	189	0.182	+0.040 to +0.317	0.0122
06 Law, Political & Social Sciences	ECTS credits	GS citations per member	67	0.302	+0.067 to +0.506	0.0129
03 Medicine & Health Sciences	Duration (semesters)	S2 mean h-index	189	0.18	+0.039 to +0.315	0.013
03 Medicine & Health Sciences	Duration (semesters)	OA mean h-index	189	0.179	+0.037 to +0.313	0.014
07 Humanities, Arts & Education	Duration (semesters)	OA mean h-index	136	-0.21	-0.365 to -0.043	0.0141
06 Law, Political & Social Sciences	ECTS credits	GS mean h-index	67	0.298	+0.062 to +0.502	0.0143
03 Medicine & Health Sciences	ECTS credits	OA mean h-index	188	0.178	+0.036 to +0.313	0.0145
05 Life Sciences & Agriculture	ECTS credits	OA mean h-index	77	0.275	+0.055 to +0.470	0.0154
07 Humanities, Arts & Education	Faculty size of teaching departments	S2 mean h-index	141	-0.202	-0.355 to -0.038	0.0163
06 Law, Political & Social Sciences	Duration (semesters)	GS citations per member	67	0.292	+0.056 to +0.498	0.0164
05 Life Sciences & Agriculture	Duration (semesters)	GS mean i10	77	0.272	+0.051 to +0.467	0.0169

Of the tests reported in Table 39, those with p below 0.05. The number of tests conducted is stated in Section 8.

Table 40. Rank associations reaching the conventional threshold (continued, 2 of 2)

Field	Criterion	Indicator	n	Spearman rho	95% CI	p
05 Life Sciences & Agriculture	Constituent departments	GS mean i10	77	0.272	+0.051 to +0.467	0.0169
03 Medicine & Health Sciences	ECTS credits	S2 mean h-index	188	0.174	+0.031 to +0.309	0.0172
04 Natural Sciences & Mathematics	Duration (semesters)	GS mean h-index	92	0.247	+0.045 to +0.430	0.0175
05 Life Sciences & Agriculture	ECTS credits	Composite research standing	77	0.269	+0.048 to +0.465	0.0179

Field	Criterion	Indicator	n	Spearman rho	95% CI	p
05 Life Sciences & Agriculture	Duration (semesters)	GS citations per member	77	0.263	+0.042 to +0.460	0.0207
06 Law, Political & Social Sciences	Duration (semesters)	GS mean h-index	67	0.281	+0.044 to +0.488	0.0212
03 Medicine & Health Sciences	Fee (EUR)	GS mean h-index	189	0.165	+0.023 to +0.301	0.0232
07 Humanities, Arts & Education	Fee (EUR)	GS citations per member	150	0.184	+0.024 to +0.334	0.0244
06 Law, Political & Social Sciences	Constituent departments	GS mean h-index	67	0.274	+0.036 to +0.482	0.0251
03 Medicine & Health Sciences	Fee (EUR)	GS citations per member	189	0.163	+0.021 to +0.299	0.0251
04 Natural Sciences & Mathematics	Faculty size of teaching departments	GS citations per member	92	-0.233	-0.418 to -0.029	0.0257
03 Medicine & Health Sciences	Fee (EUR)	Composite research standing	189	0.162	+0.020 to +0.298	0.026
06 Law, Political & Social Sciences	Constituent departments	GS mean i10	67	0.272	+0.034 to +0.480	0.0262
06 Law, Political & Social Sciences	Constituent departments	GS citations per member	67	0.265	+0.026 to +0.475	0.0304
06 Law, Political & Social Sciences	ECTS credits	GS mean i10	67	0.264	+0.025 to +0.474	0.0308
07 Humanities, Arts & Education	ECTS credits	OA mean h-index	136	-0.184	-0.342 to -0.016	0.0319
04 Natural Sciences & Mathematics	Duration (semesters)	GS mean i10	92	0.223	+0.019 to +0.409	0.0327
01 Economics & Business	Cost per semester	OA mean h-index	145	-0.177	-0.331 to -0.014	0.0331
07 Humanities, Arts & Education	Cost per semester	GS citations per member	150	0.174	+0.014 to +0.325	0.0335
01 Economics & Business	Faculty size of teaching departments	GS mean h-index	145	0.177	+0.014 to +0.330	0.0336
06 Law, Political & Social Sciences	Fee (EUR)	Composite research standing	67	0.258	+0.019 to +0.469	0.0348
02 Engineering & Computer Science	Faculty size of teaching departments	GS mean i10	165	0.162	+0.010 to +0.308	0.0371
01 Economics & Business	Constituent departments	S2 mean h-index	145	-0.17	-0.324 to -0.007	0.0414
04 Natural Sciences & Mathematics	ECTS credits	S2 mean h-index	92	0.213	+0.008 to +0.400	0.0415
04 Natural Sciences & Mathematics	Duration (semesters)	S2 mean h-index	92	0.212	+0.007 to +0.399	0.0427
01 Economics & Business	Cost per semester	Composite research standing	145	-0.168	-0.322 to -0.005	0.0435
02 Engineering & Computer Science	Duration (semesters)	S2 mean h-index	168	0.156	+0.004 to +0.300	0.044
07 Humanities, Arts & Education	Cost per ECTS credit	GS citations per member	150	0.164	+0.004 to +0.316	0.045
01 Economics & Business	Cost per ECTS credit	Composite research standing	144	-0.167	-0.321 to -0.003	0.046
01 Economics & Business	Faculty size of teaching departments	OA mean h-index	145	0.166	+0.003 to +0.320	0.0463
03 Medicine & Health Sciences	Fee (EUR)	OA mean h-index	189	0.145	+0.002 to +0.282	0.0464
06 Law, Political & Social Sciences	Duration (semesters)	GS mean i10	67	0.244	+0.004 to +0.457	0.0465
06 Law, Political & Social Sciences	Constituent departments	OA mean h-index	67	0.244	+0.004 to +0.457	0.047
01 Economics & Business	Cost per ECTS credit	OA mean h-index	144	-0.164	-0.319 to -0.000	0.0495

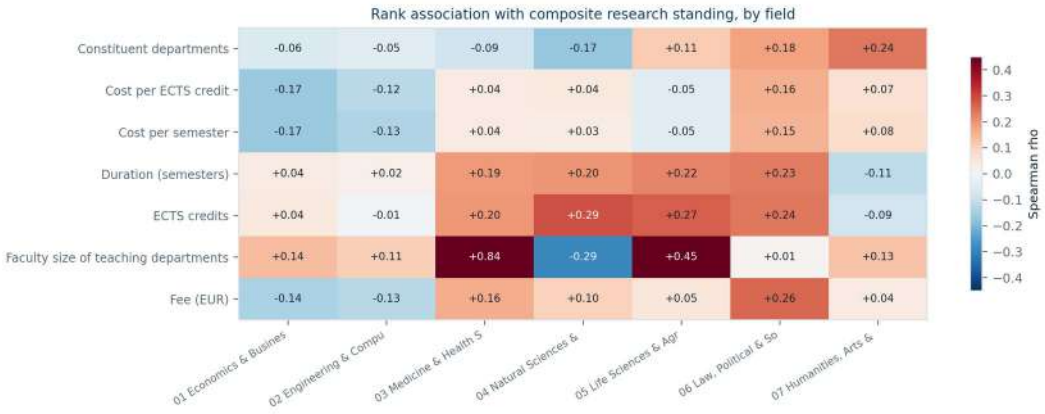

Figure 26. Rank association with composite research standing, by field

5T2. Multiplicity and cross-source replication

Running every criterion against every indicator within every field produces 294 rank tests, and reporting only those that reach the conventional threshold would be misleading. Ninety-four do so, where chance alone would produce about fifteen. Excluding faculty size, which enters the output indicators mechanically because a larger department publishes more, 72 of 252 remain.

Applying the Benjamini-Hochberg procedure at a 5 per cent false-discovery rate reduces these to eleven, and the eleven divide into two clusters with opposite signs: in Humanities, Arts and Education the fee measures correlate positively with research standing, and in Natural Sciences and Mathematics they correlate negatively.

Neither cluster survives a cross-source check. The Humanities associations exist on Semantic Scholar alone: fee against mean h gives rho = +0.435 there, but -0.016 on Google Scholar, -0.139 on OpenAlex and +0.038 on the composite. The Natural Sciences associations exist on OpenAlex alone: -0.356 there, against +0.120 on Google Scholar and +0.095 on Semantic Scholar. The three sources measure the same departments over the same window, so an association present in one and absent from the other two describes that source's coverage of that field rather than a relationship between price and research standing. The field volumes document precisely such coverage differences, Semantic Scholar being the strongest source in the humanities and OpenAlex among the natural sciences.

This is why the composite first principal component is the headline measure. It pools the three sources and is not exposed to the coverage of any one of them, and on the composite no field-level association survives correction.

Table 40b. Rank associations reaching the conventional threshold, before correction (continued, 1 of 2)

Field	Criterion	Indicator	n	Spearman rho	95% CI	p
03 Medicine & Health Sciences	Faculty size of teaching departments	Composite research standing	189	0.841	+0.793 to +0.878	0.0
05 Life Sciences & Agriculture	Faculty size of teaching departments	GS mean i10	77	0.534	+0.352 to +0.677	0.0
05 Life Sciences & Agriculture	Faculty size of teaching departments	GS mean h-index	77	0.486	+0.294 to +0.640	0.0
05 Life Sciences & Agriculture	Faculty size of teaching departments	Composite research standing	77	0.448	+0.249 to +0.611	0.0
03 Medicine & Health Sciences	Faculty size of teaching departments	OA mean h-index	189	0.859	+0.816 to +0.892	0.0
03 Medicine & Health Sciences	Faculty size of teaching departments	GS citations per member	189	0.82	+0.768 to +0.862	0.0
03 Medicine & Health Sciences	Faculty size of teaching departments	GS mean i10	189	0.907	+0.878 to +0.929	0.0
03 Medicine & Health Sciences	Faculty size of teaching departments	GS mean h-index	189	0.861	+0.819 to +0.894	0.0
07 Humanities, Arts & Education	Cost per ECTS credit	S2 mean h-index	141	0.399	+0.251 to +0.530	0.0
07 Humanities, Arts & Education	Cost per semester	S2 mean h-index	141	0.407	+0.259 to +0.536	0.0
07 Humanities, Arts & Education	Faculty size of teaching departments	OA mean h-index	136	0.506	+0.369 to +0.621	0.0
07 Humanities, Arts & Education	Constituent departments	OA mean h-index	136	0.347	+0.190 to +0.487	0.0
07 Humanities, Arts & Education	Fee (EUR)	S2 mean h-index	141	0.435	+0.291 to +0.560	0.0
04 Natural Sciences & Mathematics	Faculty size of teaching departments	OA mean h-index	92	0.395	+0.207 to +0.555	0.0001
04 Natural Sciences & Mathematics	Faculty size of teaching departments	S2 mean h-index	92	-0.401	-0.560 to -0.213	0.0001
04 Natural Sciences & Mathematics	Cost per semester	OA mean h-index	90	-0.373	-0.539 to -0.180	0.0003
05 Life Sciences & Agriculture	Faculty size of teaching departments	OA mean h-index	77	0.383	+0.174 to +0.559	0.0006
04 Natural Sciences & Mathematics	Fee (EUR)	OA mean h-index	90	-0.356	-0.524 to -0.160	0.0006
05 Life Sciences & Agriculture	Faculty size of teaching departments	GS citations per member	77	0.374	+0.164 to +0.552	0.0008

Field	Criterion	Indicator	n	Spearman rho	95% CI	p
07 Humanities, Arts & Education	Constituent departments	GS mean h-index	139	0.28	+0.119 to +0.427	0.0008
04 Natural Sciences & Mathematics	Cost per ECTS credit	OA mean h-index	90	-0.343	-0.514 to -0.146	0.0009
04 Natural Sciences & Mathematics	ECTS credits	GS mean h-index	92	0.337	+0.142 to +0.507	0.001
02 Engineering & Computer Science	Faculty size of teaching departments	GS citations per member	171	0.25	+0.104 to +0.386	0.001
01 Economics & Business	Faculty size of teaching departments	GS mean i10	145	0.267	+0.108 to +0.412	0.0012
07 Humanities, Arts & Education	Constituent departments	GS citations per member	150	0.259	+0.103 to +0.403	0.0013
07 Humanities, Arts & Education	Faculty size of teaching departments	GS citations per member	150	0.253	+0.097 to +0.397	0.0018
07 Humanities, Arts & Education	Constituent departments	GS mean i10	139	0.259	+0.097 to +0.408	0.0021
04 Natural Sciences & Mathematics	ECTS credits	GS mean i10	92	0.313	+0.115 to +0.486	0.0024
04 Natural Sciences & Mathematics	ECTS credits	GS citations per member	92	0.306	+0.108 to +0.481	0.003
05 Life Sciences & Agriculture	ECTS credits	GS mean h-index	77	0.331	+0.115 to +0.516	0.0033
04 Natural Sciences & Mathematics	Constituent departments	S2 mean h-index	92	-0.3	-0.476 to -0.102	0.0036
05 Life Sciences & Agriculture	Duration (semesters)	GS mean h-index	77	0.326	+0.110 to +0.513	0.0038
03 Medicine & Health Sciences	ECTS credits	GS citations per member	188	0.208	+0.066 to +0.341	0.0043
04 Natural Sciences & Mathematics	Faculty size of teaching departments	Composite research standing	92	-0.291	-0.468 to -0.092	0.0049
07 Humanities, Arts & Education	Constituent departments	Composite research standing	135	0.238	+0.072 to +0.392	0.0053
03 Medicine & Health Sciences	Duration (semesters)	GS citations per member	189	0.201	+0.060 to +0.335	0.0055
04 Natural Sciences & Mathematics	ECTS credits	Composite research standing	92	0.287	+0.087 to +0.464	0.0056
05 Life Sciences & Agriculture	Constituent departments	S2 mean h-index	77	-0.311	-0.500 to -0.093	0.0059
03 Medicine & Health Sciences	ECTS credits	GS mean h-index	188	0.199	+0.058 to +0.333	0.0061
01 Economics & Business	Cost per ECTS credit	GS citations per member	144	-0.224	-0.374 to -0.063	0.007
03 Medicine & Health Sciences	Duration (semesters)	GS mean h-index	189	0.195	+0.054 to +0.328	0.0072
03 Medicine & Health Sciences	ECTS credits	Composite research standing	188	0.195	+0.054 to +0.329	0.0072
03 Medicine & Health Sciences	Duration (semesters)	Composite research standing	189	0.191	+0.050 to +0.325	0.0084
05 Life Sciences & Agriculture	ECTS credits	GS citations per member	77	0.298	+0.079 to +0.489	0.0085
01 Economics & Business	Cost per semester	GS citations per member	145	-0.216	-0.366 to -0.055	0.0092
01 Economics & Business	Fee (EUR)	GS citations per member	145	-0.215	-0.365 to -0.054	0.0094
03 Medicine & Health Sciences	ECTS credits	GS mean i10	188	0.186	+0.044 to +0.320	0.0106
05 Life Sciences & Agriculture	ECTS credits	GS mean i10	77	0.287	+0.068 to +0.481	0.0112
03 Medicine & Health Sciences	Fee (EUR)	GS mean i10	189	0.182	+0.041 to +0.317	0.0121
03 Medicine & Health Sciences	Duration (semesters)	GS mean i10	189	0.182	+0.040 to +0.317	0.0122
06 Law, Political & Social Sciences	ECTS credits	GS citations per member	67	0.302	+0.067 to +0.506	0.0129
03 Medicine & Health Sciences	Duration (semesters)	S2 mean h-index	189	0.18	+0.039 to +0.315	0.013
03 Medicine & Health Sciences	Duration (semesters)	OA mean h-index	189	0.179	+0.037 to +0.313	0.014
07 Humanities, Arts & Education	Duration (semesters)	OA mean h-index	136	-0.21	-0.365 to -0.043	0.0141
06 Law, Political & Social Sciences	ECTS credits	GS mean h-index	67	0.298	+0.062 to +0.502	0.0143
03 Medicine & Health Sciences	ECTS credits	OA mean h-index	188	0.178	+0.036 to +0.313	0.0145
05 Life Sciences & Agriculture	ECTS credits	OA mean h-index	77	0.275	+0.055 to +0.470	0.0154
07 Humanities, Arts & Education	Faculty size of teaching departments	S2 mean h-index	141	-0.202	-0.355 to -0.038	0.0163
06 Law, Political & Social Sciences	Duration (semesters)	GS citations per member	67	0.292	+0.056 to +0.498	0.0164
05 Life Sciences & Agriculture	Duration (semesters)	GS mean i10	77	0.272	+0.051 to +0.467	0.0169
05 Life Sciences & Agriculture	Constituent departments	GS mean i10	77	0.272	+0.051 to +0.467	0.0169
03 Medicine & Health Sciences	ECTS credits	S2 mean h-index	188	0.174	+0.031 to +0.309	0.0172
04 Natural Sciences & Mathematics	Duration (semesters)	GS mean h-index	92	0.247	+0.045 to +0.430	0.0175
05 Life Sciences & Agriculture	ECTS credits	Composite research standing	77	0.269	+0.048 to +0.465	0.0179
05 Life Sciences & Agriculture	Duration (semesters)	GS citations per member	77	0.263	+0.042 to +0.460	0.0207
06 Law, Political & Social Sciences	Duration (semesters)	GS mean h-index	67	0.281	+0.044 to +0.488	0.0212
03 Medicine & Health Sciences	Fee (EUR)	GS mean h-index	189	0.165	+0.023 to +0.301	0.0232
07 Humanities, Arts & Education	Fee (EUR)	GS citations per member	150	0.184	+0.024 to +0.334	0.0244
06 Law, Political & Social Sciences	Constituent departments	GS mean h-index	67	0.274	+0.036 to +0.482	0.0251
03 Medicine & Health Sciences	Fee (EUR)	GS citations per member	189	0.163	+0.021 to +0.299	0.0251

Of the 294 within-field rank tests. Eleven survive the Benjamini-Hochberg procedure at a 5 per cent false-discovery rate, and none of those eleven replicates across the three bibliometric sources.

Table 40b. Rank associations reaching the conventional threshold, before correction (continued, 2 of 2)

Field	Criterion	Indicator	n	Spearman rho	95% CI	p
04 Natural Sciences & Mathematics	Faculty size of teaching departments	GS citations per member	92	-0.233	-0.418 to -0.029	0.0257
03 Medicine & Health Sciences	Fee (EUR)	Composite research standing	189	0.162	+0.020 to +0.298	0.026
06 Law, Political & Social Sciences	Constituent departments	GS mean i10	67	0.272	+0.034 to +0.480	0.0262

Field	Criterion	Indicator	n	Spearman rho	95% CI	p
06 Law, Political & Social Sciences	Constituent departments	GS citations per member	67	0.265	+0.026 to +0.475	0.0304
06 Law, Political & Social Sciences	ECTS credits	GS mean i10	67	0.264	+0.025 to +0.474	0.0308
07 Humanities, Arts & Education	ECTS credits	OA mean h-index	136	-0.184	-0.342 to -0.016	0.0319
04 Natural Sciences & Mathematics	Duration (semesters)	GS mean i10	92	0.223	+0.019 to +0.409	0.0327
01 Economics & Business	Cost per semester	OA mean h-index	145	-0.177	-0.331 to -0.014	0.0331
07 Humanities, Arts & Education	Cost per semester	GS citations per member	150	0.174	+0.014 to +0.325	0.0335
01 Economics & Business	Faculty size of teaching departments	GS mean h-index	145	0.177	+0.014 to +0.330	0.0336
06 Law, Political & Social Sciences	Fee (EUR)	Composite research standing	67	0.258	+0.019 to +0.469	0.0348
02 Engineering & Computer Science	Faculty size of teaching departments	GS mean i10	165	0.162	+0.010 to +0.308	0.0371
01 Economics & Business	Constituent departments	S2 mean h-index	145	-0.17	-0.324 to -0.007	0.0414
04 Natural Sciences & Mathematics	ECTS credits	S2 mean h-index	92	0.213	+0.008 to +0.400	0.0415
04 Natural Sciences & Mathematics	Duration (semesters)	S2 mean h-index	92	0.212	+0.007 to +0.399	0.0427
01 Economics & Business	Cost per semester	Composite research standing	145	-0.168	-0.322 to -0.005	0.0435
02 Engineering & Computer Science	Duration (semesters)	S2 mean h-index	168	0.156	+0.004 to +0.300	0.044
07 Humanities, Arts & Education	Cost per ECTS credit	GS citations per member	150	0.164	+0.004 to +0.316	0.045
01 Economics & Business	Cost per ECTS credit	Composite research standing	144	-0.167	-0.321 to -0.003	0.046
01 Economics & Business	Faculty size of teaching departments	OA mean h-index	145	0.166	+0.003 to +0.320	0.0463
03 Medicine & Health Sciences	Fee (EUR)	OA mean h-index	189	0.145	+0.002 to +0.282	0.0464
06 Law, Political & Social Sciences	Duration (semesters)	GS mean i10	67	0.244	+0.004 to +0.457	0.0465
06 Law, Political & Social Sciences	Constituent departments	OA mean h-index	67	0.244	+0.004 to +0.457	0.047
01 Economics & Business	Cost per ECTS credit	OA mean h-index	144	-0.164	-0.319 to -0.000	0.0495

5U. Rank-against-rank by criterion

Each of the following plots plots one criterion's rank against the research rank. Agreement would place programmes along the diagonal.

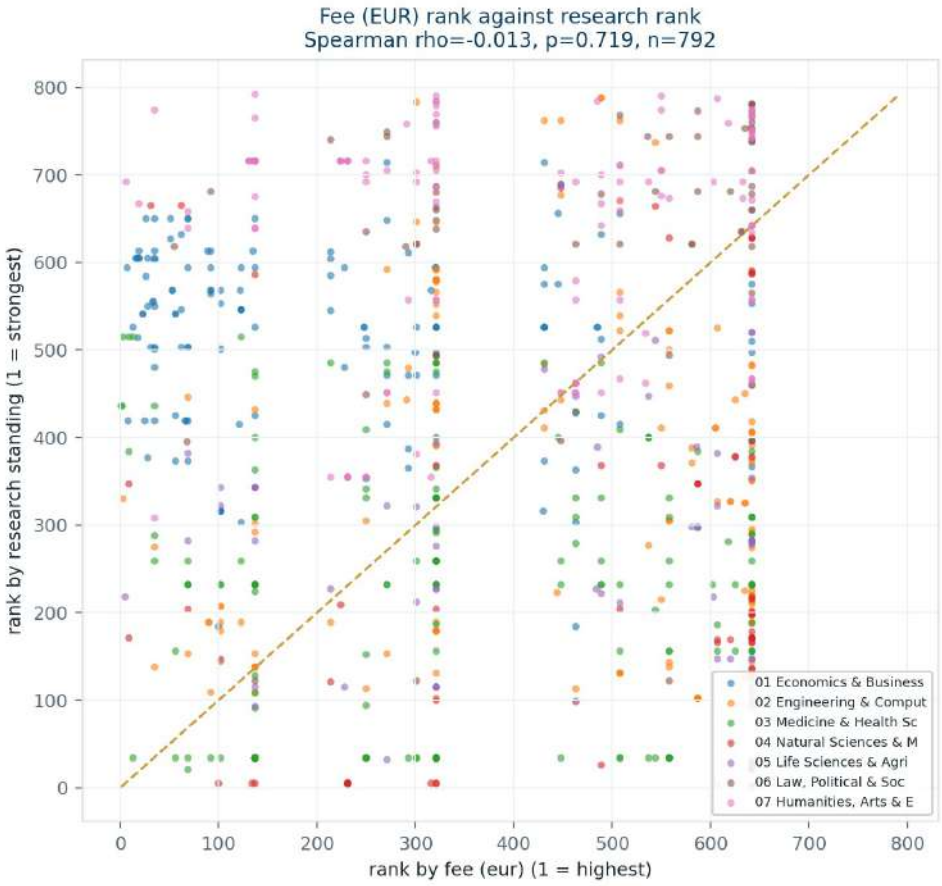

Figure 27a. Fee rank against research rank

Points on the diagonal would indicate a programme whose fee rank equals its research rank. Colour distinguishes the seven fields.

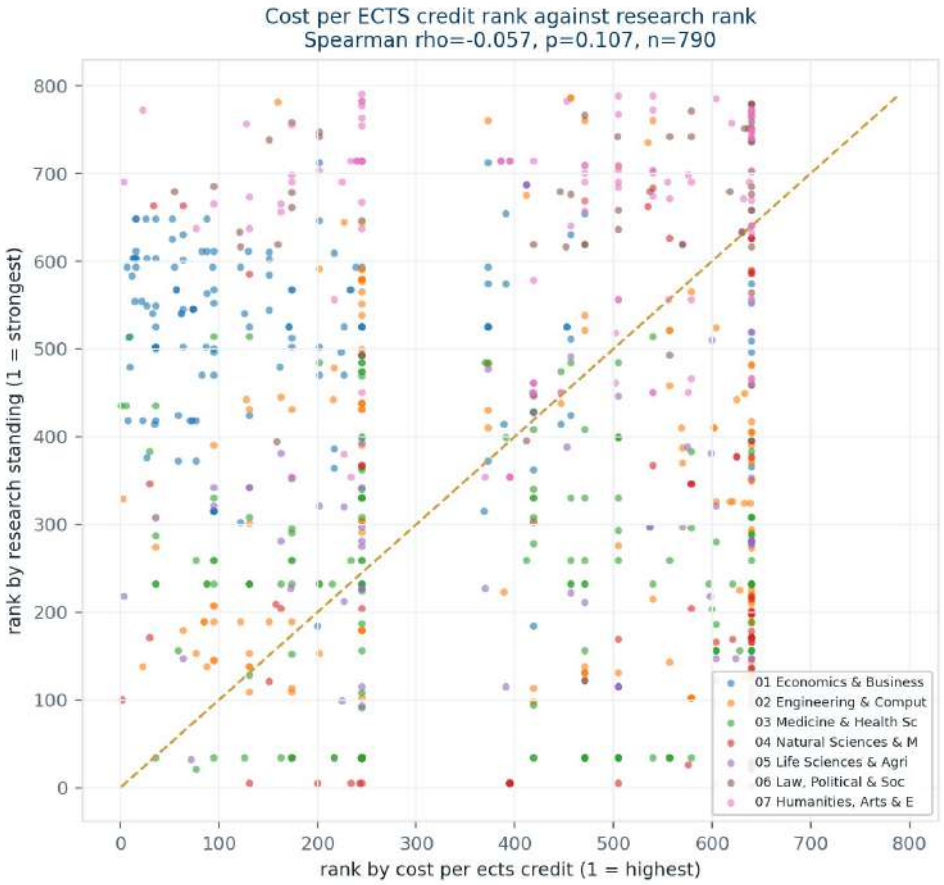

Figure 27b. Cost per ECTS credit rank against research rank

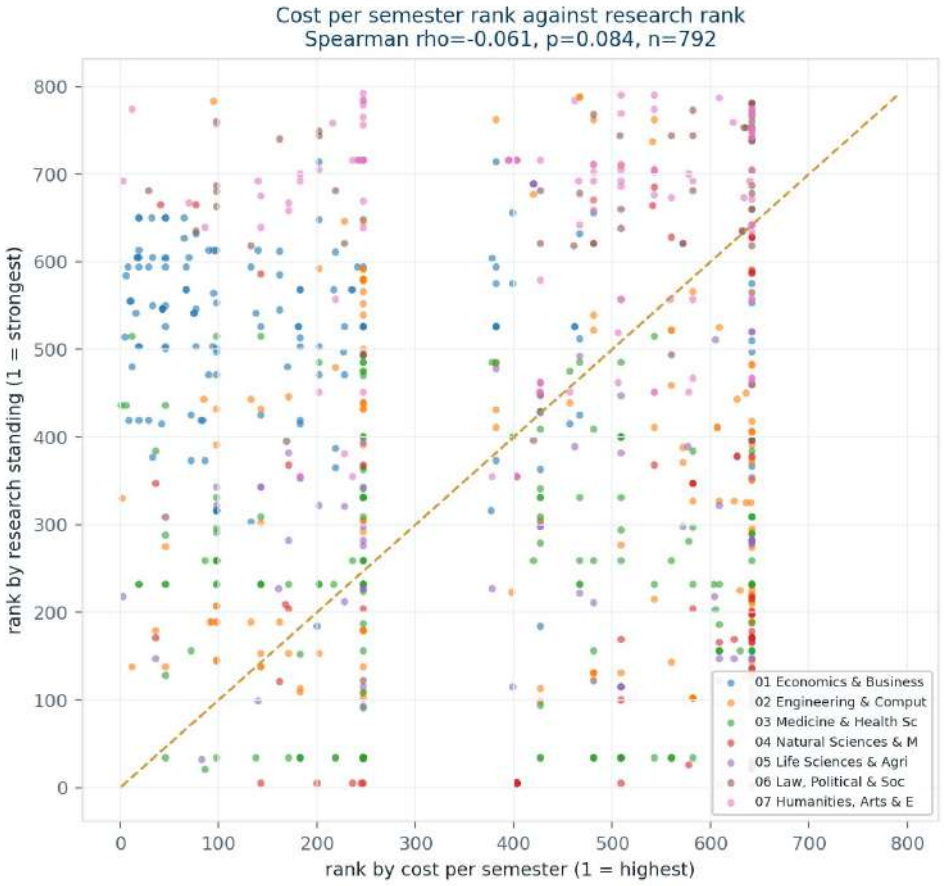

Figure 27c. Cost per semester rank against research rank

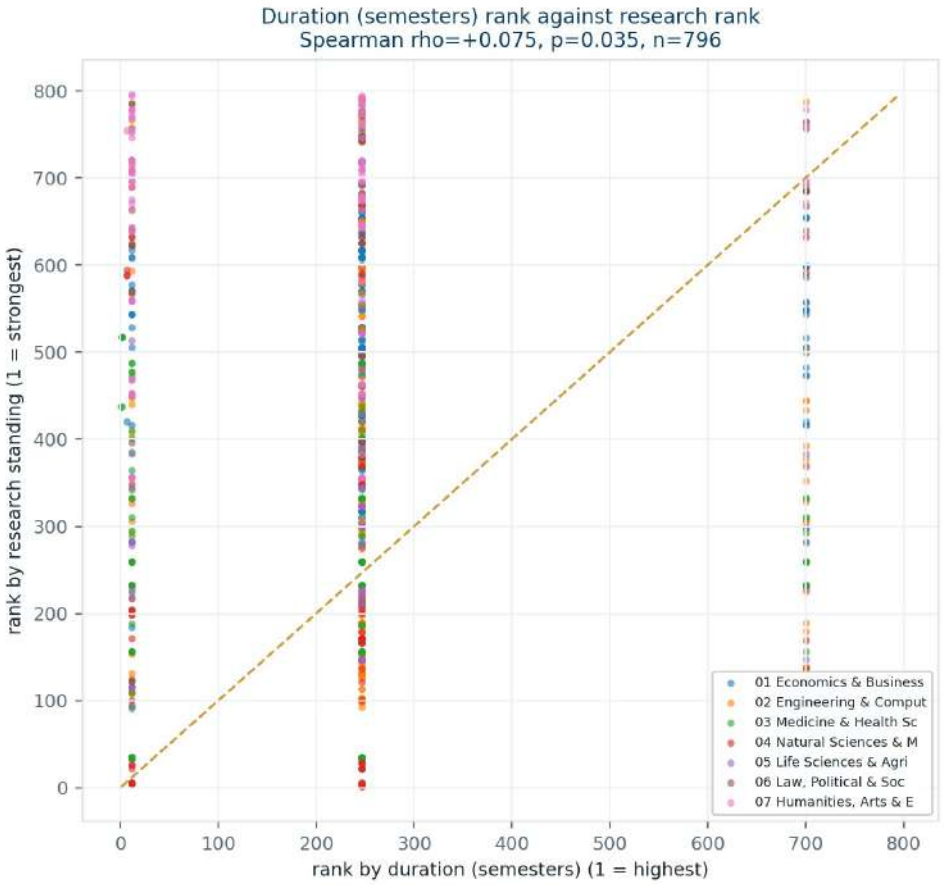

Figure 27d. Duration rank against research rank

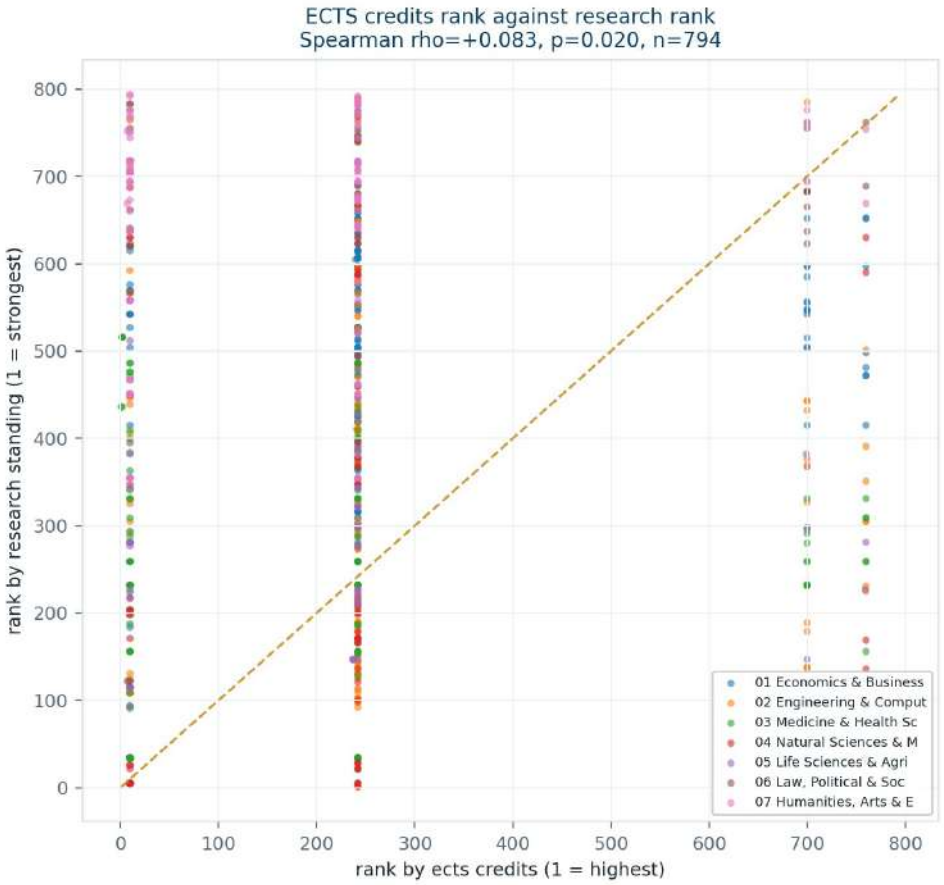

Figure 27e. ECTS credits rank against research rank

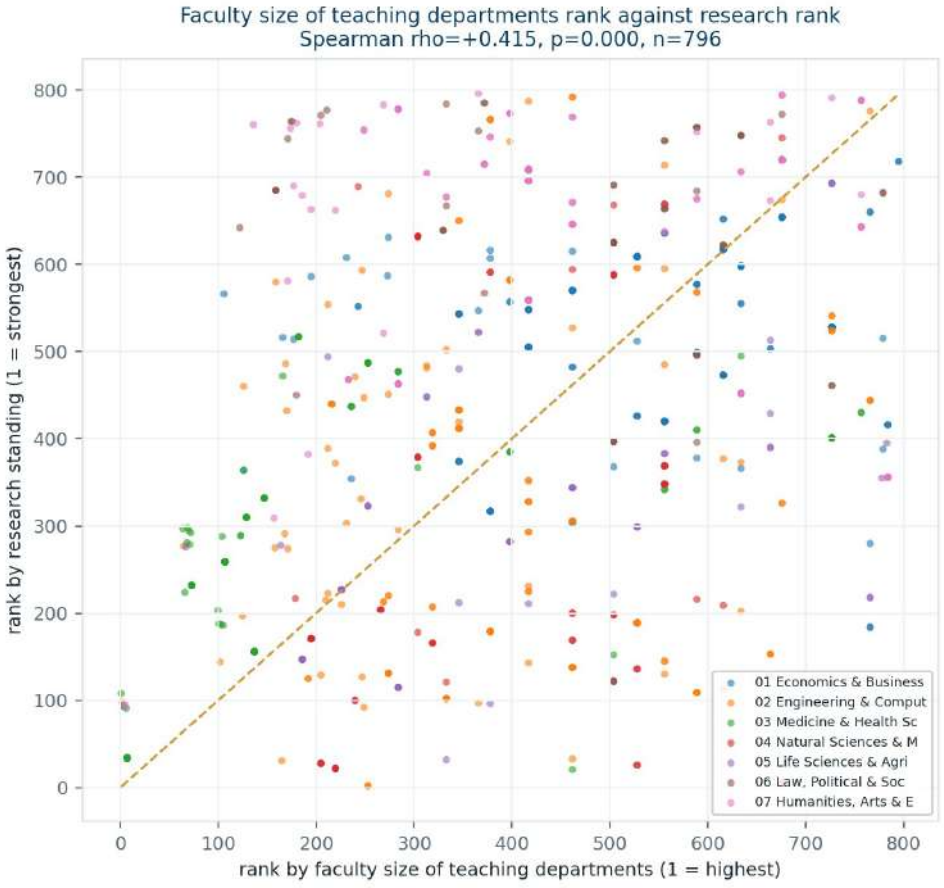

Figure 27f. Faculty size of the teaching departments rank against research rank

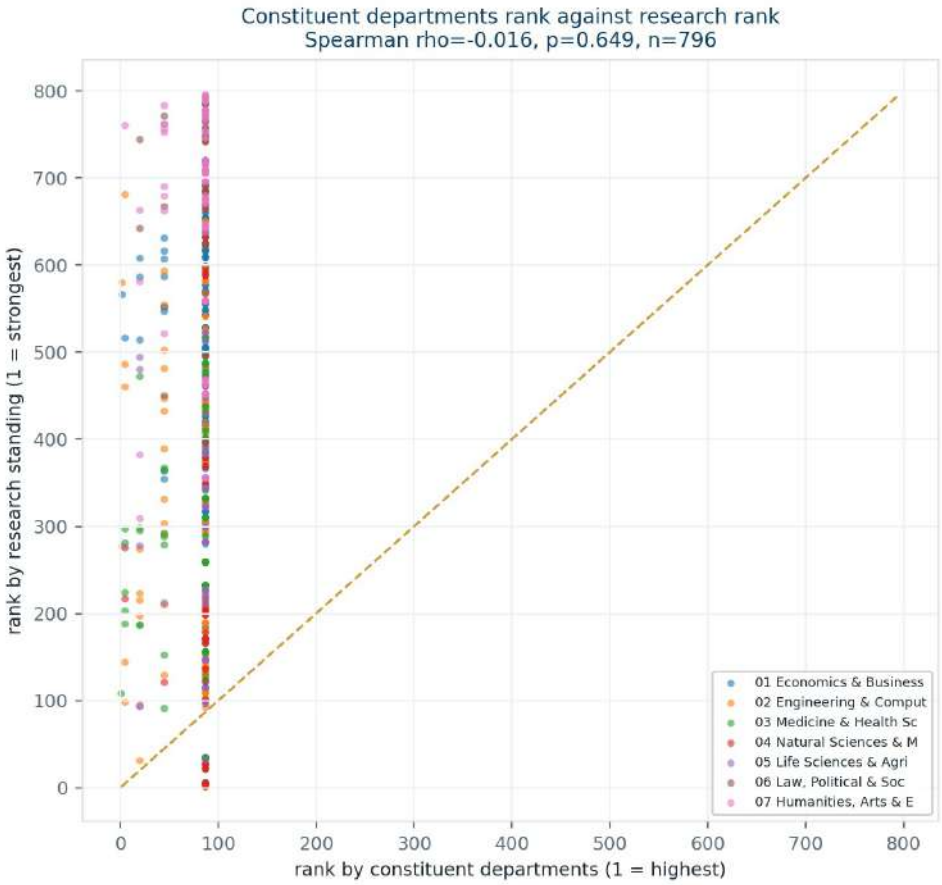

Figure 27g. Constituent departments rank against research rank

Table 41. Fee quartile against research-standing quartile

Fee (EUR) quartile	Research Q1	Research Q2	Research Q3	Research Q4
1	48.0	32.0	60.0	58.0
2	58.0	61.0	45.0	34.0
3	45.0	53.0	48.0	52.0
4	48.0	52.0	45.0	53.0
chi-square=21.0, df=9, p=0.0127				

Table 42. Cost-per-ECTS quartile against research-standing quartile

Cost per ECTS credit quartile	Research Q1	Research Q2	Research Q3	Research Q4
1	46.0	34.0	60.0	58.0
2	60.0	48.0	40.0	49.0
3	42.0	55.0	45.0	55.0
4	50.0	61.0	52.0	35.0
chi-square=22.7, df=9, p=0.0068				

Table 43. Duration quartile against research-standing quartile

Duration (semesters) quartile	Research Q1	Research Q2	Research Q3	Research Q4
1	58.0	47.0	62.0	32.0
2	42.0	55.0	45.0	57.0
3	49.0	64.0	54.0	32.0
4	50.0	35.0	36.0	78.0
chi-square=49.1, df=9, p=0.0000				

Table 44. ECTS quartile against research-standing quartile

ECTS credits quartile	Research Q1	Research Q2	Research Q3	Research Q4
1	60.0	45.0	62.0	32.0
2	41.0	58.0	44.0	55.0
3	47.0	63.0	52.0	36.0
4	52.0	33.0	38.0	76.0
chi-square=46.0, df=9, p=0.0000				

Table 45. Faculty-size quartile against research-standing quartile

Faculty size of teaching departments quartile	Research Q1	Research Q2	Research Q3	Research Q4
1	84.0	63.0	26.0	26.0
2	55.0	60.0	49.0	35.0
3	46.0	64.0	41.0	48.0
4	14.0	14.0	81.0	90.0
chi-square=166.3, df=9, p=0.0000				

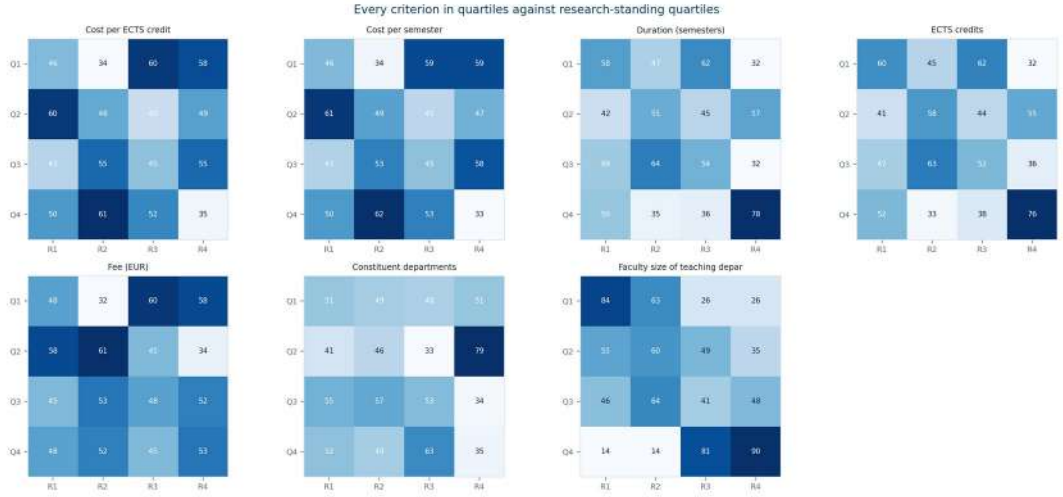

Figure 28. Every criterion in quartiles against research-standing quartiles

5V. Group comparisons

Table 46. Fee-free, English-taught and metropolitan programmes on every research indicator

Comparison	Indicator	n (fee-free)	n (fee-charging)	mean (fee-free)	mean (fee-charging)	difference	Welch t	p	Mann-Whitney p	n (English-taught)	n (other)	mean (English-taught)	mean (other)	n (Athens/Thessaloniki)	n (elsewhere)	mean (Athens/Thessaloniki)	mean (elsewhere)
Fee-free vs fee-charging	Composite research standing	139.0	657.0	0.08	-0.02	0.1	0.4	0.6907	0.6368								
Fee-free vs fee-charging	GS mean h-index	139.0	661.0	16.84	16.5	0.34	0.47	0.6406	0.3355								
Fee-free vs fee-charging	GS mean i10	139.0	661.0	30.46	31.13	-0.67	-0.31	0.7555	0.5251								
Fee-free vs fee-charging	GS citations per member	145.0	672.0	1237.75	1271.82	-34.07	-0.16	0.8717	0.7651								
Fee-free vs fee-charging	OA mean h-index	139.0	658.0	11.48	10.45	1.03	2.08	0.0394	0.0656								
Fee-free vs fee-charging	S2 mean h-index	141.0	664.0	6.0	6.1	-0.1	-0.27	0.7852	0.2504								
English-taught vs other	Composite research standing					-0.04	-0.2	0.8436	0.8469	185.0	611.0	-0.03	0.01				
English-taught vs other	GS mean h-index					-0.18	-0.28	0.7817	0.8201	185.0	615.0	16.42	16.6				
English-taught vs other	GS mean i10					-1.65	-0.86	0.3885	0.7695	185.0	615.0	29.75	31.4				
English-taught vs other	GS citations per member					-49.95	-0.27	0.7856	0.5645	186.0	631.0	1227.2	1277.15				
English-taught vs other	OA mean h-index					0.07	0.19	0.85	0.9613	185.0	612.0	10.68	10.61				

Comparison	Indicator	n (fee-free)	n (fee-charging)	mean (fee-free)	mean (fee-charging)	difference	Welch t	p	Mann-Whitney p	n (English-taught)	n (other)	mean (English-taught)	mean (other)	n (Athens/Thessaloniki)	n (elsewhere)	mean (Athens/Thessaloniki)	mean (elsewhere)
English-taught vs other	S2 mean h-index					0.26	0.95	0.3429	0.1052	185.0	620.0	6.28	6.02				
Athens/ Thessaloniki vs elsewhere	Composite research standing					0.35	2.06	0.0401	0.0055					432.0	364.0	0.16	-0.19
Athens/ Thessaloniki vs elsewhere	GS mean h-index					1.57	2.74	0.0064	0.0078					432.0	368.0	17.28	15.71
Athens/ Thessaloniki vs elsewhere	GS mean i10					5.62	3.2	0.0015	0.0025					432.0	368.0	33.6	27.98
Athens/ Thessaloniki vs elsewhere	GS citations per member					-29.71	-0.19	0.8496	0.0029					437.0	380.0	1251.96	1281.67
Athens/ Thessaloniki vs elsewhere	OA mean h-index					1.5	4.68	0.0	0.0					433.0	364.0	11.31	9.82
Athens/ Thessaloniki vs elsewhere	S2 mean h-index					-0.47	-1.97	0.0496	0.0483					436.0	369.0	5.87	6.33

Welch t-test with the Mann-Whitney rank test alongside.

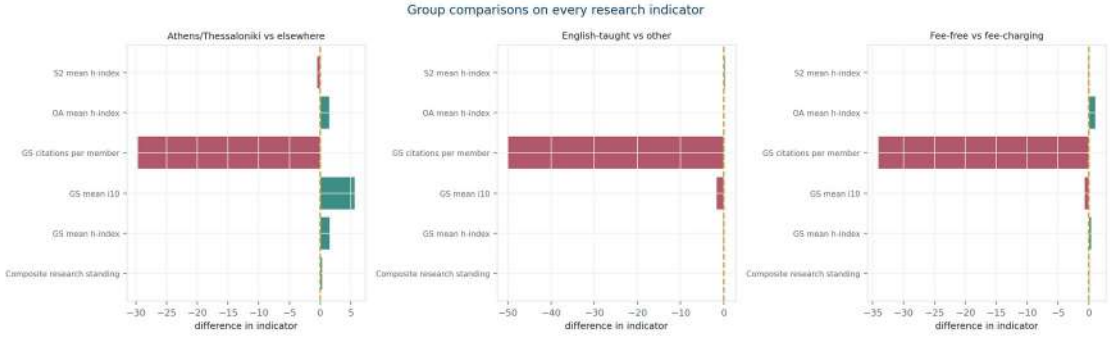

Figure 29. Group comparisons on every research indicator

Table 47. Programme profile by language of instruction

Language	Programmes	Median fee	Median EUR/ECTS	Median ECTS	Median semesters	Mean h	Mean PC1
English only	174	3000	33.3	90.0	3.0	16.6	0.007
Greek and English	21	2200	21.7	90.0	3.0	14.9	-0.326
Greek only	668	3000	30.0	90.0	3.0	16.73	0.046
Other	9	1250	13.9	120.0	4.0	6.16	-2.816

Table 48. Programme profile by delivery mode

Delivery mode	Programmes	Median fee	Median EUR/ECTS	Mean h	Mean PC1
In person	465	2400	25.0	16.99	0.107
Remote or hybrid	407	3000	33.3	16.04	-0.13

Table 49. Geography within each field: fee and research standing

Field	Athens/ Thess n	Elsewhere n	Median fee A/T	Median fee elsewhere	Fee p	Mean PC1 A/T	Mean PC1 elsewhere	PC1 p
01 Economics & Business	78	67	4262	3600	0.1893	-1.13	-1.36	0.0906
02 Engineering & Computer Science	83	80	2400	2600	0.4558	0.62	0.27	0.2562
03 Medicine & Health Sciences	132	57	3600	2700	0.0018	1.67	0.68	0.0
04 Natural Sciences & Mathematics	35	55	2100	2000	0.8382	1.62	2.72	0.1035
05 Life Sciences & Agriculture	35	42	3000	2500	0.625	1.25	0.09	0.0001
06 Law, Political & Social Sciences	43	24	2200	1800	0.0857	-1.47	-2.37	0.0055
07 Humanities, Arts & Education	60	75	2375	3300	0.002	-2.05	-1.96	0.7018

Athens and Thessaloniki against all other cities. Programme criteria as published by the Ministry of Education and retrieved on 6 September 2026, describing the 2026-27 intake. Research standing is read from the seven field volumes of Edition 2026 of this series, publication window 2012-2025, cited in Section 1A; it is not recomputed here.

Table 50. Language within each field: fee comparison

Field	English n	Other n	Median fee English	Median fee other	Difference	p
01 Economics & Business	44	116	3950	4000	-50	0.16
02 Engineering & Computer Science	52	125	2250	2400	-150	0.7597
03 Medicine & Health Sciences	42	150	3000	3000	0	0.263
04 Natural Sciences & Mathematics	22	68	3000	1250	1750	0.0064
05 Life Sciences & Agriculture	21	59	2700	2700	0	0.0957
06 Law, Political & Social Sciences	16	62	3000	1950	1050	0.0735
07 Humanities, Arts & Education	27	160	3500	2700	800	0.0091

Programme criteria as published by the Ministry of Education and retrieved on 6 September 2026, describing the 2026-27 intake. Research standing is read from the seven field volumes of Edition 2026 of this series, publication window 2012-2025, cited in Section 1A; it is not recomputed here.

5W. Institutions, cities and departments, rank against rank

Table 51. Every university: fee rank against research rank

University	Programmes	Median fee	Median EUR/ECTS	Mean PC1	Mean h	Fee-free	rFee	rRes	Δ
Athens University of Economics and Business	27	5400.0	58.89	-0.64	12.57	0	1	13	12
University of Piraeus	35	5400.0	64.44	-0.83	14.89	0	1	16	15
University of Macedonia	21	4500.0	46.67	-1.06	11.88	1	3	19	16
Hellenic Open University	46	3750.0	32.92	1.39	19.17	0	4	2	-2
National and Kapodistrian University of Athens	140	3200.0	33.33	0.94	20.61	14	5	3	-2
Agricultural University of Athens	12	3000.0	33.33	0.52	18.18	1	6	4	-2
University of Thessaly	44	3000.0	33.33	0.2	17.55	5	6	7	1
Technical University of Crete	10	3000.0	29.17	0.12	19.11	1	6	10	4
University of the Peloponnese	12	3000.0	35.0	-2.29	7.99	0	6	23	17
University of West Attica	51	3000.0	33.33	-0.65	13.68	2	6	14	8
International Hellenic University	33	2900.0	32.22	-1.39	11.18	0	11	20	9
Harokopio University of Athens	10	2900.0	33.33	0.27	18.14	0	11	6	-5
University of Western Macedonia	12	2890.0	32.11	-0.93	13.2	1	13	18	5
Democritus University of Thrace	44	2875.0	30.0	-0.26	15.29	1	14	12	-2
University of the Aegean	36	2850.0	31.11	-0.85	12.95	3	15	17	2
Ionian University	10	2650.0	29.44	-1.52	11.54	2	16	21	5
Aristotle University of Thessaloniki	113	2350.0	25.0	0.16	17.85	31	17	8	-9
University of Crete	46	500.0	4.17	0.12	17.67	22	18	9	-9
National Technical University of Athens	16	0.0	0.0	2.53	23.3	7	19	1	-18
Hellenic Mediterranean University	13	0.0	0.0	0.41	17.19	7	19	5	-14
University of Ioannina	12	0.0	0.0	-0.74	16.56	10	19	15	-4
Panteion University of Social and Political Sciences	9	0.0	0.0	-2.27	8.42	8	19	22	3
University of Patras	40	0.0	0.0	-0.21	15.5	23	19	11	-8

Rank columns: rF by fee, rC by cost per ECTS credit, rE by ECTS credits, rR by composite research standing, each with 1 the highest value. The final column is rR minus rF, so a large positive value marks a programme whose fee ranks far above the research standing of the departments teaching it, and a large negative value the reverse. Programme criteria as published by the Ministry of Education and retrieved on 6 September 2026, describing the 2026-27 intake. Research standing is read from the seven field volumes of Edition 2026 of this series, publication window 2012-2025, cited in Section 1A; it is not recomputed here.

Table 52. Every city with four or more programmes: fee rank against research rank

City	Programmes	Median fee	Median EUR/ECTS	Mean PC1	Mean h	rFee	rRes	Δ
Pireaus	33	5400.0	66.67	-0.96	14.2	1	17	16
Chios	7	4200.0	57.33	-1.73	10.29	2	18	16
Kavala	7	3850.0	42.78	-0.64	13.57	3	12	9
Patra	84	3600.0	31.25	0.68	17.58	4	4	0
Corfu	7	3000.0	33.33	-1.75	11.49	5	19	14
Alexandroupoli	19	3000.0	30.0	-0.35	16.46	5	10	5
Athens	267	3000.0	33.33	0.43	18.1	5	6	1

City	Programmes	Median fee	Median EUR/ECTS	Mean PC1	Mean h	rFee	rRes	Δ
Chania	11	3000.0	25.0	0.07	19.04	5	8	3
Karlovasi	7	3000.0	33.33	0.27	15.45	5	7	2
Larissa	18	3000.0	33.33	0.55	20.88	5	5	0
Kozani	9	2900.0	32.22	-0.51	13.93	11	11	0
Thessaloniki	161	2900.0	29.08	-0.25	15.95	11	9	-2
Komotini	6	2550.0	25.0	-1.86	9.66	13	20	7
Volos	19	2500.0	32.22	-0.65	13.41	14	13	-1
Xanthi	6	2500.0	27.78	0.76	17.8	14	3	-11
Serres	5	2400.0	26.67	-0.84	13.02	16	15	-1
Rethymno	16	2400.0	21.25	-1.89	9.91	16	21	5
Orestiada	4	1875.0	24.0	1.06	16.42	18	1	-17
Mytilene	19	1800.0	20.0	-0.9	12.9	19	16	-3
Ioannina	12	0.0	0.0	-0.74	16.56	20	14	-6
Heraklion	41	0.0	0.0	0.99	20.58	20	2	-18

Rank columns: rF by fee, rC by cost per ECTS credit, rE by ECTS credits, rR by composite research standing, each with 1 the highest value. The final column is rR minus rF, so a large positive value marks a programme whose fee ranks far above the research standing of the departments teaching it, and a large negative value the reverse. Programme criteria as published by the Ministry of Education and retrieved on 6 September 2026, describing the 2026-27 intake. Research standing is read from the seven field volumes of Edition 2026 of this series, publication window 2012-2025, cited in Section 1A; it is not recomputed here.

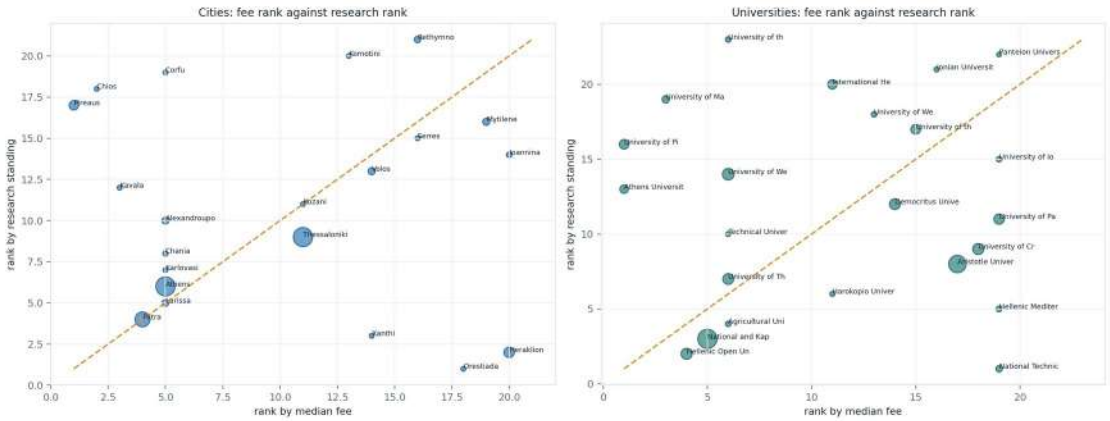

Figure 30. Cities and universities: fee rank against research rank

Table 53. Every teaching department: fee rank against research rank within its field (continued, 1 of 4)

Field	University	Department	Programmes	Median fee	Lowest fee	Highest fee	Median EUR/ECTS	Mean h	PC1	rFee	rRes	Δ
01 Economics & Business	UNIPI	Department of Business Administration	10	6950.0	5800.0	7960.0	80.0	11.42	-1.76	1	32.0	31.0
01 Economics & Business	AUEB	Department of Marketing and Communication	1	6900.0	6900.0	6900.0	76.67	12.47	-0.16	2	8.0	6.0
01 Economics & Business	AUEB	Department of Accounting and Finance	3	6400.0	6200.0	7600.0	85.33	9.52	-1.55	3	27.0	24.0
01 Economics & Business	AUEB	Department of Business Administration	6	6375.0	2500.0	7600.0	60.42	9.94	-1.44	4	23.0	19.0
01 Economics & Business	UNIPI	Department of Banking and Financial Management	8	5800.0	4000.0	7000.0	72.22	7.45	-2.11	5	36.0	31.0
01 Economics & Business	UNIPI	Department of Economics	10	5700.0	3500.0	7000.0	66.67	13.11	-1.25	6	19.0	13.0
01 Economics & Business	AUEB	Department of Management Science and Technology	8	5650.0	2500.0	9700.0	62.78	14.53	-0.45	7	11.0	4.0
01 Economics & Business	NKUA	Department of Business Administration	2	5250.0	4500.0	6000.0	58.33	13.44	-1.25	8	18.0	10.0
01 Economics & Business	UoM	Department of Accounting and Finance	5	4950.0	4050.0	7500.0	53.33	8.62	-1.83	9	33.0	24.0
01 Economics & Business	AUA	Department of Agricultural Economics and Rural Development	2	4900.0	3800.0	6000.0	71.11	13.05	-0.98	10	15.0	5.0
01 Economics & Business	AUTH	Department of Economics	5	4800.0	2900.0	5500.0	53.33	13.88	-0.15	11	7.0	-4.0
01 Economics & Business	NKUA	Department of Economics	7	4800.0	3150.0	5700.0	40.0	10.25	-1.59	11	28.0	17.0

Field	University	Department	Programmes	Median fee	Lowest fee	Highest fee	Median EUR/ECTS	Mean	PC1	rFee	rRes	Δ
01 Economics & Business	UOI	Department of Economics	3	4500.0	0.0	5000.0	41.67	9.56	-1.54	13	26.0	13.0
01 Economics & Business	UoM	Department of Business Administration	7	4500.0	2950.0	4800.0	50.0	17.77	0.35	13	3.0	-10.0
01 Economics & Business	AUEB	Department of International and European Economic Studies	4	4200.0	4200.0	5400.0	56.0	10.4	-1.48	15	25.0	10.0
01 Economics & Business	UAegean	Department of Business Administration	9	4000.0	2900.0	10000.0	48.67	10.29	-1.73	16	30.0	14.0
01 Economics & Business	AUEB	Department of Economics	4	3950.0	2500.0	7600.0	43.89	8.25	-1.98	17	34.0	17.0
01 Economics & Business	IHU	Department of Accounting and Finance	2	3900.0	3900.0	3900.0	43.33	11.68	-1.47	18	24.0	6.0
01 Economics & Business	IHU	Department of Organisation Management, Marketing and Tourism	3	3900.0	3300.0	3900.0	43.33	10.15	-1.65	18	29.0	11.0
01 Economics & Business	UoM	Department of Economics	6	3800.0	2500.0	5500.0	42.22	12.08	-0.46	20	12.0	-8.0
01 Economics & Business	HMU	Department of Accounting and Finance	2	3700.0	2700.0	4700.0	34.58	16.0	1.39	21	1.0	-20.0
01 Economics & Business	UoWM	Department of Economics	1	3600.0	3600.0	3600.0	40.0	10.38	-1.37	22	21.0	-1.0
01 Economics & Business	HUA	Department of Economics and Sustainable Development	3	3500.0	2400.0	4275.0	32.0	14.8	-0.43	23	10.0	-13.0
01 Economics & Business	IHU	Department of Business Administration	6	3375.0	2400.0	6000.0	37.5	8.5	-2.12	24	37.0	13.0
01 Economics & Business	HMU	Department of Business and Tourism Management	1	3300.0	3300.0	3300.0	36.67	15.46	-0.11	25	5.0	-20.0
01 Economics & Business	UoP	Department of Management Science and Technology	1	3300.0	3300.0	3300.0	36.67	19.6	-0.26	25	9.0	-16.0
01 Economics & Business	UNIWA	Department of Accounting and Finance	2	3250.0	3000.0	3500.0	36.11	8.9	-2.09	27	35.0	8.0
01 Economics & Business	UPatras	Department of Economics	4	3250.0	3000.0	3500.0	44.44	11.65	-0.91	27	13.0	-14.0
01 Economics & Business	IHU	Department of Management Science and Technology	17	3200.0	2600.0	8000.0	35.56	9.68	-1.74	29	31.0	2.0
01 Economics & Business	UPatras	Department of Business Administration	3	3000.0	0.0	3250.0	36.11	9.25	-1.16	30	17.0	-13.0
01 Economics & Business	UoP	Department of Economics	1	3000.0	3000.0	3000.0	40.0	8.48	-2.2	30	38.0	8.0
01 Economics & Business	UThessaly	Department of Economics	4	2950.0	2700.0	4200.0	32.78	13.27	-1.03	32	16.0	-16.0
01 Economics & Business	UoWM	Department of Business Administration	1	2900.0	2900.0	2900.0	32.22	12.82	-0.92	33	14.0	-19.0
01 Economics & Business	UoWM	Department of Management Science and Technology	4	2900.0	0.0	3500.0	32.22	10.12	-2.93	33	39.0	6.0
01 Economics & Business	DUTH	Department of Economics	6	2875.0	0.0	4000.0	31.94	17.85	-0.1	35	4.0	-31.0
01 Economics & Business	UThessaly	Department of Business Administration	1	2350.0	2350.0	2350.0	26.11	11.24	-1.38	36	22.0	-14.0
01 Economics & Business	HMU	Department of Management Science and Technology	1	0.0	0.0	0.0	0.0	15.67	0.74	37	2.0	-35.0
01 Economics & Business	Panteion	Department of Economic and Regional Development	1	0.0	0.0	0.0	0.0	12.89	-0.13	37	6.0	-31.0
01 Economics & Business	UoC	Department of Economics	1	0.0	0.0	0.0	0.0	10.11	-1.25	37	20.0	-17.0
02 Engineering & Computer Science	UNIPI	Informatics	3	4500.0	2880.0	4500.0	50.0	22.15	1.61	1	13.0	12.0
02 Engineering & Computer Science	DUTH	Electrical & Computer Engineering	4	4250.0	3200.0	4500.0	47.22	19.44	1.17	2	18.0	16.0
02 Engineering & Computer Science	AUTH	Mechanical Engineering	2	4125.0	2250.0	6000.0	45.83	22.54	0.76	3	29.0	26.0
02 Engineering & Computer Science	UNIPI	Digital Systems	8	4050.0	0.0	4900.0	45.0	26.33	1.35	4	16.0	12.0
02 Engineering & Computer Science	AUEB	Informatics	5	4000.0	2000.0	6000.0	44.44	18.24	1.73	5	12.0	7.0
02 Engineering & Computer Science	DUTH	Production & Management Engineering	3	4000.0	3500.0	5000.0	44.44	19.07	1.55	5	14.0	9.0
02 Engineering & Computer Science	NKUA	Digital Industry Technologies	1	4000.0	4000.0	4000.0	44.44	8.88	-2.33	5	62.0	57.0
02 Engineering & Computer Science	UNIWA	Mechanical Engineering	5	4000.0	0.0	18000.0	40.0	21.54	2.45	5	7.0	2.0
02 Engineering & Computer Science	UNIWA	Civil Engineering	2	3250.0	3000.0	3500.0	36.11	9.0	-1.72	9	59.0	50.0
02 Engineering & Computer Science	UPatras	Architecture	1	3200.0	3200.0	3200.0	42.67	4.29	-3.48	10	68.0	58.0

Field	University	Department	Programmes	Median fee	Lowest fee	Highest fee	Median EUR/ECTS	Mean h	PC1	rFee	rRes	Δ
02 Engineering & Computer Science	UThessaly	Mechanical Engineering	2	3150.0	2700.0	3600.0	35.0	18.79	2.41	11	8.0	-3.0
02 Engineering & Computer Science	TUC	Architecture	1	3000.0	3000.0	3000.0	25.0	10.17	-2.62	12	64.0	52.0
02 Engineering & Computer Science	TUC	Chemical & Environmental Engineering	1	3000.0	3000.0	3000.0	33.33	32.58	3.74	12	2.0	-10.0
02 Engineering & Computer Science	TUC	Production Engineering & Management	4	3000.0	3000.0	4000.0	36.67	19.83	-0.55	12	45.0	33.0
02 Engineering & Computer Science	UAegean	Information & Communication Systems Eng.	5	3000.0	3000.0	4500.0	33.33	19.09	1.4	12	15.0	3.0
02 Engineering & Computer Science	UNIWA	Electrical & Electronics Engineering	6	3000.0	2000.0	3500.0	32.78	11.93	-0.6	12	46.0	34.0
02 Engineering & Computer Science	UNIWA	Industrial Design & Production Eng.	5	3000.0	3000.0	18000.0	33.33	13.64	-1.63	12	58.0	46.0
02 Engineering & Computer Science	UThessaly	Planning & Regional Development	4	3000.0	2900.0	3200.0	33.33	10.58	-2.03	12	60.0	48.0
02 Engineering & Computer Science	AUTH	Architecture	4	2850.0	2400.0	3000.0	29.44	5.12	-3.06	19	66.0	47.0
02 Engineering & Computer Science	Ionian	Informatics	4	2850.0	0.0	3000.0	31.67	18.78	-0.34	19	41.0	22.0
02 Engineering & Computer Science	UoWM	Informatics	2	2840.0	2800.0	2880.0	31.56	10.09	-2.36	21	63.0	42.0
02 Engineering & Computer Science	HUA	Informatics & Telematics	3	2800.0	1000.0	3400.0	37.33	19.0	-0.64	22	47.0	25.0
02 Engineering & Computer Science	UoM	Applied Informatics	3	2800.0	0.0	3300.0	31.11	12.08	-0.95	22	51.0	29.0
02 Engineering & Computer Science	IHU	Mechanical Engineering	2	2700.0	2400.0	3000.0	30.0	13.0	-1.42	24	56.0	32.0
02 Engineering & Computer Science	UNIWA	Surveying & Geoinformatics Eng.	2	2700.0	2400.0	3000.0	26.67	10.0	-1.59	24	57.0	33.0
02 Engineering & Computer Science	UoWM	Chemical Engineering	2	2650.0	2100.0	3200.0	29.44	18.58	1.02	26	21.0	-5.0
02 Engineering & Computer Science	UoWM	Mechanical Engineering	2	2550.0	2100.0	3000.0	28.33	18.58	1.02	27	21.0	-6.0
02 Engineering & Computer Science	IHU	Environmental Engineering	1	2500.0	2500.0	2500.0	27.78	12.52	-1.09	28	54.0	26.0
02 Engineering & Computer Science	UThessaly	Architecture	3	2500.0	2500.0	3000.0	27.78	2.82	-3.68	28	69.0	41.0
02 Engineering & Computer Science	NKUA	Informatics & Telecommunications	6	2400.0	0.0	3000.0	26.67	22.0	2.12	30	11.0	-19.0
02 Engineering & Computer Science	UNIWA	Naval Architecture	1	2400.0	2400.0	2400.0	26.67	7.42	-2.31	30	61.0	31.0

Rank columns: rF by fee, rC by cost per ECTS credit, rE by ECTS credits, rR by composite research standing, each with 1 the highest value. The final column is rR minus rF, so a large positive value marks a programme whose fee ranks far above the research standing of the departments teaching it, and a large negative value the reverse. Programme criteria as published by the Ministry of Education and retrieved on 6 September 2026, describing the 2026-27 intake. Research standing is read from the seven field volumes of Edition 2026 of this series, publication window 2012-2025, cited in Section 1A; it is not recomputed here.

Table 53. Every teaching department: fee rank against research rank within its field (continued, 2 of 4)

Field	University	Department	Programmes	Median fee	Lowest fee	Highest fee	Median EUR/ECTS	Mean h	PC1	rFee	rRes	Δ
02 Engineering & Computer Science	UThessaly	Computer Science & Biomedical Informatics	1	2400.0	2400.0	2400.0	26.67			30		
02 Engineering & Computer Science	AUTH	Chemical Engineering	3	2250.0	0.0	4000.0	25.0	23.75	0.56	33	31.0	-2.0
02 Engineering & Computer Science	AUTH	Electrical & Computer Engineering	3	2250.0	1950.0	6000.0	25.0	18.56	-0.27	33	40.0	7.0
02 Engineering & Computer Science	DUTH	Environmental Engineering	2	2250.0	2250.0	2250.0	25.0			33		
02 Engineering & Computer Science	IHU	Computer Science	1	2200.0	2200.0	2200.0	24.44	6.55	-2.74	36	65.0	29.0
02 Engineering & Computer Science	UoWM	Electrical & Computer Engineering	3	2100.0	2000.0	2880.0	23.33	18.58	1.02	37	21.0	-16.0
02 Engineering & Computer Science	UNIWA	Informatics & Computer Engineering	6	2050.0	1600.0	2900.0	22.05	18.83	-0.43	38	43.0	5.0
02 Engineering & Computer Science	IHU	Civil Engineering	3	2000.0	2000.0	2400.0	22.22	9.29	-1.39	39	55.0	16.0

Field	University	Department	Programmes	Median fee	Lowest fee	Highest fee	Median EUR/ECTS	Mean h	PC1	rFee	rRes	Δ
02 Engineering & Computer Science	UNIWA	Biomedical Engineering	1	2000.0	2000.0	2000.0	22.22	13.78	-0.82	39	49.0	10.0
02 Engineering & Computer Science	UThessaly	Civil Engineering	5	2000.0	0.0	3000.0	32.22	13.27	-1.03	39	53.0	14.0
02 Engineering & Computer Science	UThessaly	Electrical & Computer Engineering	3	2000.0	2000.0	3600.0	33.33	17.93	0.46	39	33.0	-6.0
02 Engineering & Computer Science	AUTH	Civil Engineering	1	1950.0	1950.0	1950.0	21.67	15.62	-0.15	43	37.0	-6.0
02 Engineering & Computer Science	AUTH	Informatics	8	1800.0	1800.0	6000.0	20.0	23.29	2.67	44	6.0	-38.0
02 Engineering & Computer Science	DUTH	Civil Engineering	3	1200.0	1200.0	1500.0	16.0	16.29	0.22	45	35.0	-10.0
02 Engineering & Computer Science	NKUA	Aerospace Science & Technology	1	1000.0	1000.0	1000.0	16.67	29.32	2.99	46	4.0	-42.0
02 Engineering & Computer Science	NTUA	Naval Architecture & Marine Eng.	2	750.0	0.0	1500.0	8.33	18.83	0.8	47	28.0	-19.0
02 Engineering & Computer Science	IHU	Information & Electronic Engineering	1	500.0	500.0	500.0	5.56	11.86	-0.77	48	48.0	0.0
02 Engineering & Computer Science	TUC	Mineral Resources Engineering	2	500.0	500.0	500.0	4.86	14.7	0.22	48	34.0	-14.0
02 Engineering & Computer Science	TUC	Electrical & Computer Engineering	2	250.0	0.0	500.0	4.17	19.8	0.88	50	27.0	-23.0
02 Engineering & Computer Science	AUTH	Spatial Planning & Development	1	0.0	0.0	0.0	0.0	13.2	-0.16	51	39.0	-12.0
02 Engineering & Computer Science	HMU	Electrical & Computer Engineering	3	0.0	0.0	0.0	0.0	17.42	1.03	51	20.0	-31.0
02 Engineering & Computer Science	HMU	Electronic Engineering	3	0.0	0.0	0.0	0.0	18.38	-0.42	51	42.0	-9.0
02 Engineering & Computer Science	HMU	Mechanical Engineering	1	0.0	0.0	0.0	0.0	20.44	1.12	51	19.0	-32.0
02 Engineering & Computer Science	NTUA	Applied Mathematical & Physical Sciences	4	0.0	0.0	1500.0	0.0	35.65	8.67	51	1.0	-50.0
02 Engineering & Computer Science	NTUA	Architecture	3	0.0	0.0	0.0	0.0	4.5	-3.22	51	67.0	16.0
02 Engineering & Computer Science	NTUA	Chemical Engineering	4	0.0	0.0	0.0	0.0	22.33	-0.86	51	50.0	-1.0
02 Engineering & Computer Science	NTUA	Civil Engineering	4	0.0	0.0	0.0	0.0	23.71	3.2	51	3.0	-48.0
02 Engineering & Computer Science	NTUA	Electrical & Computer Engineering	4	0.0	0.0	0.0	0.0	25.2	2.26	51	9.0	-42.0
02 Engineering & Computer Science	NTUA	Mechanical Engineering	5	0.0	0.0	500.0	0.0	21.72	0.64	51	30.0	-21.0
02 Engineering & Computer Science	NTUA	Mining & Metallurgical Engineering	1	0.0	0.0	0.0	0.0	15.8	-1.0	51	52.0	1.0
02 Engineering & Computer Science	NTUA	Rural, Surveying & Geoinformatics Eng.	2	0.0	0.0	0.0	0.0	19.83	-0.15	51	38.0	-13.0
02 Engineering & Computer Science	UOI	Computer Science & Engineering	1	0.0	0.0	0.0	0.0	15.43	-0.44	51	44.0	-7.0
02 Engineering & Computer Science	UOI	Materials Science & Engineering	3	0.0	0.0	5000.0	0.0	25.86	-0.01	51	36.0	-15.0
02 Engineering & Computer Science	UPatras	Chemical Engineering	1	0.0	0.0	0.0	0.0	25.86	2.82	51	5.0	-46.0
02 Engineering & Computer Science	UPatras	Civil Engineering	2	0.0	0.0	0.0	0.0	19.79	0.98	51	24.0	-27.0
02 Engineering & Computer Science	UPatras	Computer Engineering & Informatics	2	0.0	0.0	0.0	0.0	16.53	0.95	51	26.0	-25.0
02 Engineering & Computer Science	UPatras	Electrical & Computer Engineering	1	0.0	0.0	0.0	0.0	16.04	0.54	51	32.0	-19.0
02 Engineering & Computer Science	UPatras	Environmental Engineering	1	0.0	0.0	0.0	0.0	19.79	0.98	51	24.0	-27.0
02 Engineering & Computer Science	UPatras	Materials Science	1	0.0	0.0	0.0	0.0	21.39	2.14	51	10.0	-41.0
02 Engineering & Computer Science	UoC	Computer Science	3	0.0	0.0	1500.0	0.0	20.2	1.28	51	17.0	-34.0
02 Engineering & Computer Science	UoP	Informatics & Telecommunications	1	0.0	0.0	0.0	0.0			51		
03 Medicine & Health Sciences	AUTH	Dentistry	4	13500.0	1800.0	47600.0	91.67	16.27	-0.56	1	21.0	20.0

Field	University	Department	Programmes	Median fee	Lowest fee	Highest fee	Median EUR/ECTS	Mean h	PC1	rFee	rRes	Δ
03 Medicine & Health Sciences	NKUA	Dentistry	5	8000.0	4000.0	18000.0	44.44	27.29	2.54	2	3.0	1.0
03 Medicine & Health Sciences	HUA	Nutrition and Dietetics	1	5000.0	5000.0	5000.0	55.56	31.73	6.26	3	1.0	-2.0
03 Medicine & Health Sciences	AUTH	Pharmacy	1	4000.0	4000.0	4000.0	33.33	22.94	0.89	4	10.0	6.0
03 Medicine & Health Sciences	IHU	Nutritional Sciences and Dietetics	1	4000.0	4000.0	4000.0	44.44	29.5	2.23	4	6.0	2.0
03 Medicine & Health Sciences	NKUA	Medicine	63	4000.0	1000.0	8000.0	33.33	29.64	3.14	4	2.0	-2.0
03 Medicine & Health Sciences	NKUA	Nursing	2	4000.0	4000.0	4000.0	33.33	27.29	2.54	4	3.0	-1.0
03 Medicine & Health Sciences	NKUA	Pharmacy	1	4000.0	4000.0	4000.0	33.33	27.29	2.54	4	3.0	-1.0
03 Medicine & Health Sciences	UNIWA	Nursing	4	3750.0	3000.0	4000.0	33.33	14.07	-0.91	9	22.0	13.0
03 Medicine & Health Sciences	UNIWA	Midwifery	4	3600.0	2400.0	4000.0	30.0	13.22	-0.43	10	19.0	9.0
03 Medicine & Health Sciences	UoP	Nursing	1	3600.0	3600.0	3600.0	40.0	15.94	1.56	10	7.0	-3.0
03 Medicine & Health Sciences	UoP	Speech and Language Therapy	1	3600.0	3600.0	3600.0	40.0	15.94	1.56	10	7.0	-3.0
03 Medicine & Health Sciences	AUTH	Medicine	36	3000.0	0.0	5000.0	33.33	23.04	0.83	13	11.0	-2.0
03 Medicine & Health Sciences	DUTH	Medicine	13	3000.0	2000.0	4000.0	33.33	17.85	-0.1	13	15.0	2.0
03 Medicine & Health Sciences	UNIWA	Biomedical Sciences	9	3000.0	2000.0	4000.0	32.5	11.47	-1.04	13	23.0	10.0
03 Medicine & Health Sciences	UNIWA	Physiotherapy	1	3000.0	3000.0	3000.0	33.33	12.25	-1.09	13	24.0	11.0
03 Medicine & Health Sciences	UNIWA	Public Health Policies	3	3000.0	3000.0	3600.0	33.33	14.81	-0.12	13	16.0	3.0
03 Medicine & Health Sciences	UThessaly	Medicine	16	3000.0	0.0	6000.0	33.33	21.31	0.81	13	12.0	-1.0
03 Medicine & Health Sciences	UNIWA	Public and Community Health	7	2850.0	2250.0	4000.0	31.67	14.81	-0.12	19	16.0	-3.0
03 Medicine & Health Sciences	HMU	Nursing	2	2700.0	2700.0	2700.0	30.0	15.75	-0.52	20	20.0	0.0
03 Medicine & Health Sciences	UPatras	Medicine	7	2000.0	0.0	4000.0	30.0	19.58	0.44	21	14.0	-7.0
03 Medicine & Health Sciences	UPatras	Pharmacy	3	1800.0	0.0	9000.0	20.0	18.6	-0.26	22	18.0	-4.0
03 Medicine & Health Sciences	UoC	Medicine	14	1750.0	0.0	5500.0	16.67	23.16	1.37	23	9.0	-14.0
03 Medicine & Health Sciences	UOI	Medicine	2	0.0	0.0	0.0	0.0	21.22	0.65	24	13.0	-11.0
04 Natural Sciences & Mathematics	UNIPI	Department of Statistics and Insurance Science	2	5950.0	5400.0	6500.0	66.11	7.92	-2.27	1	28.0	27.0
04 Natural Sciences & Mathematics	AUTH	Department of Mathematics	2	4500.0	3000.0	6000.0	50.0	22.14	0.78	2	18.0	16.0
04 Natural Sciences & Mathematics	AUEB	Department of Statistics	3	4000.0	4000.0	4000.0	44.44	10.31	-1.66	3	23.0	20.0
04 Natural Sciences & Mathematics	NKUA	Department of Geology and Geoenvironment	4	4000.0	2400.0	6000.0	37.5	20.78	1.18	3	14.0	11.0
04 Natural Sciences & Mathematics	DUTH	Department of Chemistry (Kavala)	1	3850.0	3850.0	3850.0	42.78	15.46	1.15	5	15.0	10.0

Table 53. Every teaching department: fee rank against research rank within its field (continued, 3 of 4)

Field	University	Department	Programmes	Median fee	Lowest fee	Highest fee	Median EUR/ECTS	Mean h	PC1	rFee	rRes	Δ
04 Natural Sciences & Mathematics	HOU	School of Science and Technology	17	3750.0	3000.0	4700.0	31.25	37.18	7.47	6	2.0	-4.0
04 Natural Sciences & Mathematics	NKUA	Department of Chemistry	4	3500.0	0.0	6000.0	50.0	27.29	2.54	7	7.0	0.0
04 Natural Sciences & Mathematics	DUTH	Department of Physics (Kavala)	1	3200.0	3200.0	3200.0	35.56	15.08	-0.22	8	22.0	14.0
04 Natural Sciences & Mathematics	NKUA	Department of Mathematics	3	2800.0	2700.0	3000.0	25.0	28.24	2.81	9	6.0	-3.0

Field	University	Department	Programmes	Median fee	Lowest fee	Highest fee	Median EUR/ECTS	Mean h	PC1	rFee	rRes	Δ
04 Natural Sciences & Mathematics	UoWM	Department of Mathematics	1	2800.0	2800.0	2800.0	31.11	10.09	-2.36	9	29.0	20.0
04 Natural Sciences & Mathematics	UoWM	Department of Statistics and Insurance Science	1	2800.0	2800.0	2800.0	31.11	10.09	-2.36	9	29.0	20.0
04 Natural Sciences & Mathematics	HUA	Department of Geography	3	2500.0	2100.0	3000.0	33.33	16.08	-0.14	12	20.0	8.0
04 Natural Sciences & Mathematics	UAegean	Department of Statistics and Actuarial-Financial Mathematics	1	2200.0	2200.0	2200.0	24.44	6.73	-2.26	13	27.0	14.0
04 Natural Sciences & Mathematics	UoC	Department of Materials Science and Technology	3	2200.0	0.0	2500.0	18.33	31.73	4.94	13	4.0	-9.0
04 Natural Sciences & Mathematics	UAegean	Department of Geography	4	1800.0	1800.0	9000.0	20.0	17.33	0.03	15	19.0	4.0
04 Natural Sciences & Mathematics	UAegean	Department of Marine Sciences	2	1350.0	1200.0	1500.0	19.17	20.09	1.52	16	10.0	-6.0
04 Natural Sciences & Mathematics	AUTH	School of Geology	4	1000.0	0.0	2700.0	11.11	20.37	-0.18	17	21.0	4.0
04 Natural Sciences & Mathematics	AUTH	School of Chemistry	8	0.0	0.0	9000.0	0.0	22.94	0.89	18	17.0	-1.0
04 Natural Sciences & Mathematics	AUTH	School of Physics	4	0.0	0.0	0.0	0.0	28.75	5.48	18	3.0	-15.0
04 Natural Sciences & Mathematics	NKUA	Department of Physics	3	0.0	0.0	0.0	0.0	33.09	4.69	18	5.0	-13.0
04 Natural Sciences & Mathematics	UAegean	Department of Mathematics	1	0.0	0.0	0.0	0.0	6.0	-2.86	18	31.0	13.0
04 Natural Sciences & Mathematics	UOI	Department of Chemistry	1	0.0	0.0	0.0	0.0	20.47	1.48	18	11.0	-7.0
04 Natural Sciences & Mathematics	UOI	Department of Mathematics	1	0.0	0.0	0.0	0.0	11.27	-1.7	18	25.0	7.0
04 Natural Sciences & Mathematics	UPatras	Department of Chemistry	3	0.0	0.0	1500.0	0.0	20.84	1.52	18	9.0	-9.0
04 Natural Sciences & Mathematics	UPatras	Department of Geology	2	0.0	0.0	0.0	0.0	19.79	0.98	18	16.0	-2.0
04 Natural Sciences & Mathematics	UPatras	Department of Mathematics	2	0.0	0.0	0.0	0.0	8.71	-1.67	18	24.0	6.0
04 Natural Sciences & Mathematics	UPatras	Department of Physics	2	0.0	0.0	0.0	0.0	19.67	1.28	18	13.0	-5.0
04 Natural Sciences & Mathematics	UThessaly	Department of Physics	1	0.0	0.0	0.0	0.0	48.14	17.41	18	1.0	-17.0
04 Natural Sciences & Mathematics	UoC	Department of Chemistry	4	0.0	0.0	3000.0	0.0	20.67	1.28	18	12.0	-6.0
04 Natural Sciences & Mathematics	UoC	Department of Mathematics and Applied Mathematics	5	0.0	0.0	2200.0	0.0	9.37	-1.94	18	26.0	8.0
04 Natural Sciences & Mathematics	UoC	Department of Physics	2	0.0	0.0	0.0	0.0	23.86	2.12	18	8.0	-10.0
05 Life Sciences & Agriculture	UAegean	Department of Environment	2	8850.0	1700.0	16000.0	76.11	17.86	0.96	1	8.0	7.0
05 Life Sciences & Agriculture	UThessaly	Department of Biochemistry and Biotechnology	4	4000.0	4000.0	4500.0	44.44	22.18	0.04	2	16.0	14.0
05 Life Sciences & Agriculture	AUA	Department of Food Science and Human Nutrition	1	3500.0	3500.0	3500.0	58.33	27.94	3.92	3	1.0	-2.0
05 Life Sciences & Agriculture	NKUA	Department of Biology	10	3300.0	0.0	4000.0	30.0	24.16	2.38	4	4.0	0.0
05 Life Sciences & Agriculture	AUA	Department of Biotechnology	2	3250.0	1500.0	5000.0	30.21	18.1	-0.26	5	18.0	13.0
05 Life Sciences & Agriculture	UAegean	Department of Food Science and Nutrition	1	3200.0	3200.0	3200.0	35.56	20.38	0.34	6	14.0	8.0
05 Life Sciences & Agriculture	AUA	Department of Crop Science	5	3000.0	0.0	3900.0	33.33	18.43	0.87	7	10.0	3.0
05 Life Sciences & Agriculture	AUA	Department of Forestry and Natural Environment Management	1	3000.0	3000.0	3000.0	33.33	12.71	-0.35	7	19.0	12.0
05 Life Sciences & Agriculture	AUTH	School of Biology	7	3000.0	1250.0	4500.0	33.33	19.88	0.23	7	15.0	8.0
05 Life Sciences & Agriculture	UThessaly	Department of Environment	4	2950.0	2000.0	6000.0	33.33	13.27	-1.03	10	22.0	12.0
05 Life Sciences & Agriculture	UoWM	Department of Agriculture	3	2900.0	2200.0	3200.0	32.22	12.78	-1.29	11	23.0	12.0

Field	University	Department	Programmes	Median fee	Lowest fee	Highest fee	Median EUR/ECTS	Mean	PC1	rFee	rRes	Δ
05 Life Sciences & Agriculture	UThessaly	Department of Forestry, Wood Science and Design	3	2800.0	2800.0	2800.0	31.11	9.6	-2.54	12	26.0	14.0
05 Life Sciences & Agriculture	DUTH	Department of Agricultural Development	1	2700.0	2700.0	2700.0	36.0	19.77	2.8	13	3.0	-10.0
05 Life Sciences & Agriculture	UNIWA	Department of Food Science and Technology	1	2700.0	2700.0	2700.0	30.0	12.89	-0.5	13	20.0	7.0
05 Life Sciences & Agriculture	Ionian	Department of Environment	3	2600.0	1900.0	2700.0	28.89	11.35	-1.61	15	25.0	10.0
05 Life Sciences & Agriculture	IHU	Department of Agriculture	3	2500.0	2250.0	2700.0	27.78	14.11	-0.69	16	21.0	5.0
05 Life Sciences & Agriculture	HMU	Department of Agriculture	1	2400.0	2400.0	2400.0	26.67	18.43	1.06	17	6.0	-11.0
05 Life Sciences & Agriculture	DUTH	Department of Forestry and Management of the Environment and of Natural Resources	4	1875.0	1800.0	3000.0	24.0	15.31	0.49	18	13.0	-5.0
05 Life Sciences & Agriculture	AUA	Department of Natural Resources Development & Agricultural Engineering	2	1250.0	0.0	2500.0	13.89	21.94	0.94	19	9.0	-10.0
05 Life Sciences & Agriculture	AUTH	School of Agriculture	5	1200.0	0.0	4500.0	11.43	20.55	1.56	20	5.0	-15.0
05 Life Sciences & Agriculture	UoC	Department of Biology	10	750.0	0.0	5000.0	8.33	21.0	0.72	21	12.0	-9.0
05 Life Sciences & Agriculture	AUA	Department of Animal Science	1	0.0	0.0	0.0	0.0	19.53	0.76	22	11.0	-11.0
05 Life Sciences & Agriculture	UPatras	Department of Agriculture	1	0.0	0.0	0.0	0.0	19.79	0.98	22	7.0	-15.0
05 Life Sciences & Agriculture	UPatras	Department of Biology	2	0.0	0.0	0.0	0.0	17.8	-1.38	22	24.0	2.0
05 Life Sciences & Agriculture	UPatras	Department of Fisheries and Aquaculture	1	0.0	0.0	0.0	0.0	15.86	-0.06	22	17.0	-5.0
05 Life Sciences & Agriculture	UThessaly	Department of Agriculture, Crop Production and Rural Environment	1	0.0	0.0	0.0	0.0	25.53	2.87	22	2.0	-20.0
06 Law, Political & Social Sciences	NKUA	Department of Psychology	3	4000.0	3600.0	5125.0	33.33	16.5	-0.72	1	5.0	4.0
06 Law, Political & Social Sciences	DUTH	Department of Political Science	1	3900.0	3900.0	3900.0	43.33	6.92	-2.82	2	19.0	17.0
06 Law, Political & Social Sciences	Panteion	Department of International, European and Area Studies	1	3500.0	3500.0	3500.0	38.89	5.0	-2.95	3	22.0	19.0
06 Law, Political & Social Sciences	UoM	Department of Educational and Social Policy	3	3490.0	0.0	5600.0	29.08	11.3	-1.9	4	9.0	5.0
06 Law, Political & Social Sciences	AUTH	School of Law	3	3000.0	0.0	4800.0	40.0	9.8	-1.57	5	7.0	2.0
06 Law, Political & Social Sciences	DUTH	Department of Social Policy	1	3000.0	3000.0	3000.0	40.0	21.24	0.5	5	2.0	-3.0
06 Law, Political & Social Sciences	NKUA	Department of Sociology	1	3000.0	3000.0	3000.0	25.0	8.1	-2.01	5	12.0	7.0
06 Law, Political & Social Sciences	UoP	Department of Political Science and International Relations	2	3000.0	3000.0	3000.0	40.0	7.89	-2.45	5	15.0	10.0
06 Law, Political & Social Sciences	DUTH	Department of Law	2	2850.0	1800.0	3900.0	31.67	6.92	-2.82	9	19.0	10.0
06 Law, Political & Social Sciences	DUTH	Department of Social Work	2	2700.0	2400.0	3000.0	33.33	3.25	-3.13	10	26.0	16.0
06 Law, Political & Social Sciences	AUTH	School of Psychology	4	2600.0	1250.0	4000.0	21.67	16.0	2.28	11	1.0	-10.0
06 Law, Political & Social Sciences	NKUA	Department of Communication and Media Studies	6	2550.0	1950.0	3200.0	26.67	6.54	-1.9	12	10.0	-2.0
06 Law, Political & Social Sciences	AUTH	School of Journalism and Mass Media Studies	4	2500.0	1950.0	3000.0	27.78	18.56	-0.27	13	3.0	-10.0
06 Law, Political & Social Sciences	Ionian	Department of Digital Media and Communication	3	2500.0	0.0	3000.0	27.78	3.25	-3.44	13	27.0	14.0
06 Law, Political & Social Sciences	NKUA	School of Law	5	2200.0	1200.0	4800.0	25.0	8.1	-2.01	15	12.0	-3.0
06 Law, Political & Social Sciences	UAegean	Department of Sociology	4	2150.0	1800.0	3500.0	23.89	7.17	-2.92	16	21.0	5.0
06 Law, Political & Social Sciences	AUTH	School of Political Sciences	4	1500.0	0.0	4800.0	12.5	9.25	-2.18	17	14.0	-3.0
06 Law, Political & Social Sciences	UPatras	Department of Education and Social Work	2	1500.0	0.0	3000.0	25.0	6.73	-2.52	17	16.0	-1.0

Table 53. Every teaching department: fee rank against research rank within its field (continued, 4 of 4)

Field	University	Department	Programmes	Median fee	Lowest fee	Highest fee	Median EUR/ECTS	Mean h	PC1	rFee	rRes	Δ
06 Law, Political & Social Sciences	NKUA	Department of Political Science and Public Administration	3	880.0	700.0	3600.0	7.78	6.19	-2.0	19	11.0	-8.0
06 Law, Political & Social Sciences	UAegean	Department of Social Anthropology and History	3	400.0	0.0	500.0	5.33	3.73	-2.99	20	23.0	3.0
06 Law, Political & Social Sciences	Panteion	Department of Political Science and History	1	0.0	0.0	0.0	0.0	5.3	-3.12	21	24.0	3.0
06 Law, Political & Social Sciences	Panteion	Department of Psychology	2	0.0	0.0	0.0	0.0	14.78	-0.82	21	6.0	-15.0
06 Law, Political & Social Sciences	Panteion	Department of Social Policy	2	0.0	0.0	0.0	0.0	7.42	-2.8	21	18.0	-3.0
06 Law, Political & Social Sciences	Panteion	Department of Sociology	3	0.0	0.0	0.0	0.0	5.3	-3.12	21	24.0	3.0
06 Law, Political & Social Sciences	UAegean	Department of Cultural Technology and Communication	4	0.0	0.0	2800.0	0.0	15.0	-0.4	21	4.0	-17.0
06 Law, Political & Social Sciences	UoC	Department of Political Science	1	0.0	0.0	0.0	0.0	3.14	-3.47	21	28.0	7.0
06 Law, Political & Social Sciences	UoC	Department of Psychology	1	0.0	0.0	0.0	0.0	14.2	-1.58	21	8.0	-13.0
06 Law, Political & Social Sciences	UoC	Department of Sociology	1	0.0	0.0	0.0	0.0	7.7	-2.61	21	17.0	-4.0
07 Humanities, Arts & Education	HOU	School of Humanities	22	4000.0	3000.0	4125.0	33.33	5.78	-2.72	1	19.0	18.0
07 Humanities, Arts & Education	UoP	Department of Sport Management	3	4000.0	4000.0	5000.0	44.44	9.67	-2.02	1	8.0	7.0
07 Humanities, Arts & Education	HOU	School of Applied Arts and Sustainable Design	8	3750.0	3150.0	3900.0	31.88	18.0	-0.09	3	1.0	-2.0
07 Humanities, Arts & Education	NKUA	Department of Educational Studies	3	3200.0	2800.0	3400.0	26.67	6.3	-3.01	4	24.0	20.0
07 Humanities, Arts & Education	UoM	Department of Balkan, Slavic and Oriental Studies	2	3050.0	2500.0	3600.0	30.42	5.15	-2.61	5	16.0	11.0
07 Humanities, Arts & Education	Ionian	Department of Music Studies	3	3000.0	2700.0	4000.0	33.33	3.25	-3.44	6	30.0	24.0
07 Humanities, Arts & Education	NKUA	Department of History and Archaeology	9	3000.0	0.0	6000.0	33.33	5.31	-3.3	6	29.0	23.0
07 Humanities, Arts & Education	NKUA	Department of Music Studies	1	3000.0	3000.0	3000.0	33.33	5.75	-2.99	6	23.0	17.0
07 Humanities, Arts & Education	NKUA	Department of Philology	3	3000.0	0.0	3400.0	33.33	6.3	-3.01	6	24.0	18.0
07 Humanities, Arts & Education	UNIWA	Department of Early Childhood Care and Education	1	3000.0	3000.0	3000.0	33.33	8.8	-2.31	6	11.0	5.0
07 Humanities, Arts & Education	UNIWA	Department of Graphic Design and Visual Communication	1	3000.0	3000.0	3000.0	33.33			6		
07 Humanities, Arts & Education	UoP	Department of Theatre Studies	3	3000.0	2600.0	3000.0	33.33	3.5	-3.51	6	31.0	25.0
07 Humanities, Arts & Education	UoC	Department of Preschool Education	8	2850.0	0.0	5000.0	23.75	11.0	-1.55	13	5.0	-8.0
07 Humanities, Arts & Education	DUTH	Department of Primary Education	11	2800.0	2400.0	4000.0	29.17	14.0	-0.81	14	3.0	-11.0
07 Humanities, Arts & Education	UAegean	Department of Pre-school Education and Educational Design	5	2800.0	2600.0	3200.0	30.0			14		
07 Humanities, Arts & Education	AUTH	School of Physical Education and Sports Science	5	2700.0	0.0	2700.0	30.0	15.24	-0.85	16	4.0	-12.0
07 Humanities, Arts & Education	AUTH	School of Primary Education	2	2700.0	2400.0	3000.0	33.33	9.35	-2.13	16	10.0	-6.0
07 Humanities, Arts & Education	NKUA	Department of History and Philosophy of Science	13	2700.0	0.0	12000.0	25.0	7.31	-2.57	16	15.0	-1.0
07 Humanities, Arts & Education	UoC	Department of Primary Education	4	2700.0	2400.0	5000.0	26.67	6.46	-2.62	16	18.0	2.0
07 Humanities, Arts & Education	UoP	Department of Philology	2	2550.0	2100.0	3000.0	24.17	2.2	-3.76	20	33.0	13.0
07 Humanities, Arts & Education	UThessaly	Department of Early Childhood Education	4	2425.0	0.0	7500.0	33.89	10.86	-1.69	21	6.0	-15.0
07 Humanities, Arts & Education	AUTH	School of German Language and Literature	3	2400.0	0.0	3000.0	25.0	7.0	-2.33	22	12.0	-10.0
07 Humanities, Arts & Education	NKUA	School of Physical Education and Sport Science	5	2400.0	0.0	3600.0	20.0	16.5	-0.72	22	2.0	-20.0

Field	University	Department	Programmes	Median fee	Lowest fee	Highest fee	Median EUR/ECTS	Mean h	PC1	rFee	rRes	Δ
07 Humanities, Arts & Education	UNIWA	Department of Interior Architecture	1	2400.0	2400.0	2400.0	26.67			22		
07 Humanities, Arts & Education	UoWM	Department of Early Childhood Education	7	2390.0	0.0	3200.0	26.56	11.0	-2.93	25	21.0	-4.0
07 Humanities, Arts & Education	AUTH	School of Italian Language and Literature	2	2125.0	1250.0	3000.0	19.44	8.5	-3.02	26	26.0	0.0
07 Humanities, Arts & Education	AUTH	School of English Language and Literature	5	2100.0	0.0	3500.0	23.33	7.64	-2.61	27	17.0	-10.0
07 Humanities, Arts & Education	IHU	Department of Early Childhood Education and Care	1	2100.0	2100.0	2100.0	23.33	8.64	-2.35	27	14.0	-13.0
07 Humanities, Arts & Education	UPatras	Department of Philosophy	2	2000.0	0.0	4000.0	16.67	4.62	-3.1	29	27.0	-2.0
07 Humanities, Arts & Education	AUTH	School of Theology	3	1800.0	600.0	2000.0	20.0	3.33	-2.33	30	13.0	-17.0
07 Humanities, Arts & Education	DUTH	Department of Languages, Literature and Culture of Black Sea Countries	1	1500.0	1500.0	1500.0	16.67	2.6	-3.66	31	32.0	1.0
07 Humanities, Arts & Education	AUTH	School of Visual and Applied Arts	2	625.0	0.0	1250.0	8.33	5.0	-1.98	32	7.0	-25.0
07 Humanities, Arts & Education	AUTH	School of History and Archaeology	2	0.0	0.0	0.0	0.0	5.71	-2.95	33	22.0	-11.0
07 Humanities, Arts & Education	AUTH	School of Philosophy and Education	4	0.0	0.0	2500.0	0.0	10.56	-2.02	33	9.0	-24.0
07 Humanities, Arts & Education	NKUA	Department of English Language and Literature	3	0.0	0.0	3000.0	0.0	4.4	-3.17	33	28.0	-5.0
07 Humanities, Arts & Education	NKUA	Department of German Language and Literature	1	0.0	0.0	0.0	0.0			33		
07 Humanities, Arts & Education	UOI	Department of Early Childhood Education	2	0.0	0.0	0.0	0.0	9.6	-2.88	33	20.0	-13.0
07 Humanities, Arts & Education	UPatras	Department of Philology	3	0.0	0.0	0.0	0.0			33		

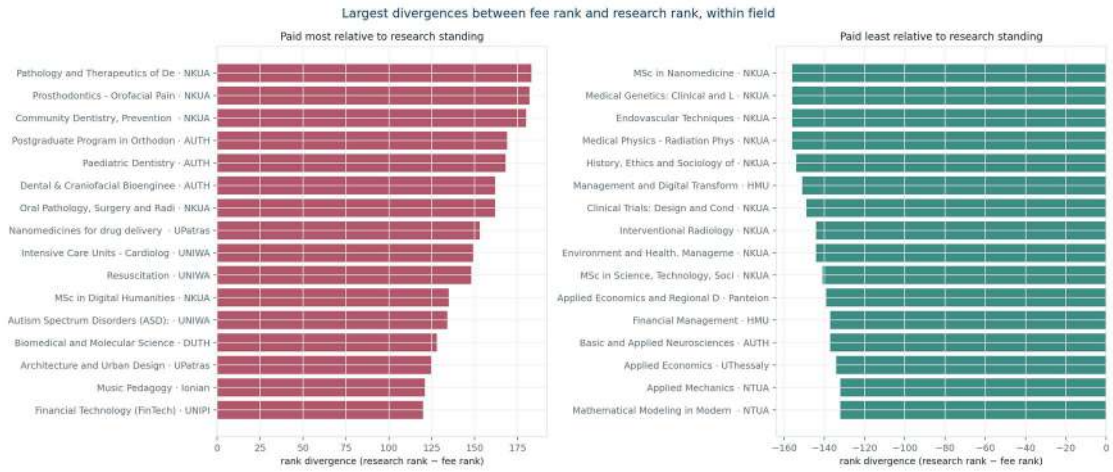

Figure 31. Largest divergences between fee rank and research rank

The largest divergences are concentrated in clinical dentistry. The most expensive programme in Greek postgraduate education, an orthodontics specialisation at €47,600, is taught by a department ranked 170th of its field on research; three further dental specialisations at Athens occupy the same position. This is not an anomaly to be explained away: a clinical dental specialisation carries laboratory, materials and chair-side supervision costs, and confers a licensure value, neither of which has anything to do with the research record of the department. It is the clearest illustration in the study that a fee encodes something real, and that the something is not research standing.

5X. The comparative register by field

The full comparative table for each of the seven fields follows, in the form used by the companion study: programme in Greek and English, institution, city, every criterion, and the paired ranks.

Table 54.1a. Field 01 — programmes and criteria (continued, 1 of 4)

ID	Πρόγραμμα	Programme	Univ	City	Fee	EUR/ ECTS	Sem	ECTS	Lang
1841	MBA in Air Transport Management	MBA in Air Transport Management	UAegean	Chios	10000.0	111.1	3	90.0	EN
1185	Δ.Π.Μ.Σ. Διοικητική των Επιχειρήσεων με Διεθνή Προσανατολισμό	MBA International	AUEB	Athens	9700.0	107.8	3	90.0	EN
1308	Έξυπνες Πόλεις και Κοινότητες	MSc in Smart Cities and Communities	IHU	Thessaloniki	8000.0	66.7	4	120.0	EN
1031	Διοίκηση Επιχειρήσεων για Στελέχη	Executive MBA	UNIPI	Pireaus	7960.0	88.4	3	90.0	EL
1055	Διοίκηση Επιχειρήσεων – Ολική Ποιότητα με Διεθνή Προσανατολισμό	Total Quality Management International	UNIPI	Pireaus	7800.0	86.7	3	90.0	EL
1182	Δ.Π.Μ.Σ. Διεθνής Ναυτιλία, Χρηματοοικονομική και Διοίκηση	MSc in International Shipping, Finance and Managemen	AUEB	Athens	7600.0	101.3	2	75.0	EN
1072	Διοίκηση Επιχειρήσεων – Μάνατζμεντ Τουρισμού	Business Administration – Tourism Management	UNIPI	Pireaus	7500.0	83.3	3	90.0	EL
1040	Λογιστική και Έλεγχος Επιχειρήσεων και Δημοσιών Οργανισμών	Accounting and Control of Businesses and Public Orga	UNIPI	Pireaus	7500.0	83.3	4	90.0	EL
2184	Λογιστική Ελεγκτική και Χρηματοοικονομική Διαχείριση βάσει Ψηφιακών Δεδομένων	MSc in Data-Driven Financial Reporting, Auditing and	UoM	Thessaloniki	7500.0	83.3	3	90.0	EL
1189	Διοίκηση Επιχειρήσεων	Business Administration	AUEB	Athens	7250.0	60.4	4	120.0	EL
1168	Διοίκηση Επιχειρήσεων για Στελέχη	Business Administration for Executives	AUEB	Athens	7250.0	60.4	4	120.0	EL
1174	Π.Μ.Σ. στην Επιχειρηματική Αναλυτική	MSc in Business Analytics	AUEB	Athens	7200.0	80.0	3	90.0	EN
1690	Χρηματοοικονομική Τεχνολογία (FinTech)	Financial Technology (FinTech)	UNIPI	Pireaus	7000.0	77.8	3	90.0	EN
1201	Ναυτιλιακή Διοικητική	Shipping Management	UNIPI	Pireaus	7000.0	93.3	2	75.0	EN
1054	Διοίκηση Επιχειρήσεων	Business Administration	UNIPI	Pireaus	6900.0	76.7	3	90.0	EL
1200	Ναυτιλία	Shipping	UNIPI	Pireaus	6900.0	76.7	3	90.0	EL
1186	Μάρκετινγκ και Επικοινωνία	MSc in Marketing and Communication	AUEB	Athens	6900.0	76.7	3	90.0	EN
1059	Οικονομική και Επιχειρησιακή Στρατηγική	Economic and Business Strategy	UNIPI	Pireaus	6500.0	54.2	4	120.0	EL
1165	Λογιστική και Χρηματοοικονομική	Accounting and Finance	AUEB	Athens	6400.0	85.3	2	75.0	EL
1187	ΠΜΣ στη Χρηματοοικονομική Διοίκηση	MSc in Financial Management	AUEB	Athens	6200.0	82.7	2	75.0	EN
1855	Διοικητική Επιστήμη και Τεχνολογία	Management Science and Technology	AUEB	Athens	6000.0	66.7	5	90.0	EL
1102	Χρηματοοικονομική και Τραπεζική	Banking and Finance	UNIPI	Pireaus	6000.0	66.7	3	90.0	EL
1030	Δίκαιο και Οικονομία	Law And Economics	UNIPI	Pireaus	6000.0	66.7	3	90.0	EL
1332	Οργάνωση και Διοίκηση Επιχειρήσεων Τροφίμων και Γεωργίας	Management and Business Administration in Food & Agr	AUA	Athens	6000.0	100.0	2	60.0	EL
1061	Οικονομικά και Διοίκηση της Υγείας	Health Economics and Management	UNIPI	Pireaus	6000.0	66.7	3	90.0	EL
1192	Εφαρμοσμένη Λογιστική και Ελεγκτική	Applied Accounting and Auditing	UoM	Thessaloniki	6000.0	50.0	4	120.0	EL
1287	Διοίκηση Επιχειρήσεων για Στελέχη	Executive MBA	IHU	Thessaloniki	6000.0	60.0	3	100.0	EN
1560	Διοίκηση Επιχειρήσεων για Στελέχη	Executive MBA	NKUA	Athens	6000.0	66.7	3	90.0	EL
2224	Logistics	Logistics	UNIPI	Pireaus	6000.0	66.7	3	90.0	EL
1346	Βιομηχανική Διοίκηση και Τεχνολογία	Industrial Management and Technology	UNIPI	Pireaus	5800.0	64.4	3	90.0	EL
2225	Διοίκηση Έργων	Project Management	UNIPI	Pireaus	5800.0	64.4	3	90.0	EL

ID	Πρόγραμμα	Programme	Univ	City	Fee	EUR/ ECTS	Sem	ECTS	Lang
1084	Διοίκηση Επιχειρήσεων	Business Administration	NKUA	Athens	5700.0	63.3	3	90.0	EL
1085	Διοίκηση, Αναλυτική και Πληροφοριακά Συστήματα Επιχειρήσεων	Business, Administration, Analytics and Information	NKUA	Athens	5700.0	63.3	3	90.0	EL
1598	Ναυτιλία και Θαλάσσιες Μεταφορές: Οικονομική και Πολιτική	Shipping and Sea Transports: Economics and Politics	UoM	Thessaloniki	5500.0	61.1	3	90.0	EN
1173	Διοίκηση Υπηρεσιών	Services Management	AUEB	Athens	5500.0	73.3	2	75.0	EL
1170	Διοίκηση Επιχειρήσεων	Business Administration	AUEB	Athens	5500.0	45.8	4	120.0	EL
9	Στρατηγικό Μάρκετινγκ	Strategic Marketing	AUTH	Thessaloniki	5500.0	61.1	3	90.0	EN
1065	Βιοοικονομία, Κυκλική Οικονομία και Βιώσιμη Ανάπτυξη	Bioeconomy, Circular Economy and Sustainable Develop	UNIPI	Pireaus	5400.0	60.0	3	90.0	EL
1172	Εφαρμοσμένα Οικονομικά Χρηματοοικονομικά	Applied Economics and Finance	AUEB	Athens	5400.0	60.0	3	90.0	EL
1169	Χρηματοοικονομική και Τραπεζική	Banking and Finance	AUEB	Athens	5400.0	60.0	3	90.0	EL
1181	Διοικητική Επιστήμη και Τεχνολογία	Management Science and Technology	AUEB	Athens	5300.0	58.9	3	90.0	EL
1167	Δημόσια Πολιτική & Διοίκηση	Public Policy & Management	AUEB	Athens	5200.0	57.8	3	90.0	EL
1506	American Studies: Politics, Strategy and Economics	American Studies: Politics, Strategy and Economics	UNIPI	Pireaus	5000.0	66.7	2	75.0	EN
1468	Χρηματοοικονομική Διοίκηση Δημόσιων Οργανισμών και Μονάδων	Financial Management of Public Organizations and Uni	UNIPI	Pireaus	5000.0	83.3	2	60.0	EL
1178	Διοίκηση Ανθρώπινου Δυναμικού	Human Resource Management	AUEB	Athens	5000.0	55.6	2	90.0	EL
1101	Το Χρηματοοικονομικό και Θεσμικό Πλαίσιο των Αγορών Χρήματος και Κεφαλαίου	Banking and Finance Law	UNIPI	Pireaus	5000.0	83.3	2	60.0	EL
2217	MBA in Shipping	MBA in Shipping	UAegean	Chios	5000.0	83.3	2	60.0	EN
1683	Ψηφιακή Ιατρική	MSc in Digital Health	UOI	Ioannina	5000.0	41.7	4	120.0	EN
1043	Ενέργεια: Στρατηγική, Δίκαιο και Οικονομία	Energy: Strategy, Law & Economics	UNIPI	Pireaus	5000.0	66.7	2	75.0	EN
1202	Βιώσιμη Γαλάζια Οικονομία	Sustainable Blue Economy	UNIPI	Pireaus	5000.0	66.7	2	75.0	EN

Programme criteria as published by the Ministry of Education and retrieved on 6 September 2026, describing the 2026-27 intake. Research standing is read from the seven field volumes of Edition 2026 of this series, publication window 2012-2025, cited in Section 1A; it is not recomputed here.

Table 54.1a. Field 01 — programmes and criteria (continued, 2 of 4)

ID	Πρόγραμμα	Programme	Univ	City	Fee	EUR/ ECTS	Sem	ECTS	Lang
17	Εφοδιαστική & Διοίκηση Αλυσίδας Εφοδιασμού	Logistics & Supply Chain Management	AUTH	Thessaloniki	5000.0	55.6	3	90.0	EN
1042	Διεθνείς και Ευρωπαϊκές Σπουδές	International and European Studies	UNIPI	Pireaus	5000.0	66.7	2	75.0	MX
1050	Λογιστική Φορολογία και Χρηματοοικονομική Διοίκηση	Accounting Taxation and Financial Management	UoM	Thessaloniki	4950.0	55.0	3	90.0	EL
1458	Εφαρμοσμένη Οικονομική και Χρηματοοικονομική	Applied Economics and Finance	NKUA	Athens	4800.0	40.0	4	120.0	EL
1354	Διοίκηση Επιχειρήσεων για Στελέχη	Business Administration Executive	UAegean	Chios	4800.0	64.0	2	75.0	EL
1087	Ποσοτική Επενδυτική	Quantitative Investing	NKUA	Athens	4800.0	40.0	4	120.0	EL
1697	Χρηματοοικονομική Τεχνολογία	Financial Technology	UoM	Thessaloniki	4800.0	53.3	3	90.0	EL
972	Δίκαιο και Οικονομικά	Law And Economics	UoM	Thessaloniki	4800.0	53.3	3	90.0	EL
1385	Λογιστική και Ελεγκτική	Accountancy and Auditing	HMU	Heraklion	4700.0	39.2	4	120.0	EL
879	Διοίκηση Υπηρεσιών Υγείας	Health Care Management	UoM	Thessaloniki	4500.0	50.0	3	90.0	EL
1371	Φορολογική, Λογιστική και Χρηματοοικονομική Διοίκηση Στρατηγικών Αποφάσεων	Taxation and Financial Management of Strategic Decis	UoM	Thessaloniki	4500.0	50.0	3	90.0	EL

ID	Πρόγραμμα	Programme	Univ	City	Fee	EUR/ ECTS	Sem	ECTS	Lang
1626	Τεχνο - Οικονομικά Συστήματα Διοίκησης	Techno - Economic Systems in Management	NKUA	Athens	4500.0	50.0	3	90.0	EL
1098	Στρατηγική Διοίκηση και Ανταγωνιστικότητα	Strategic Management and Competitiveness	NKUA	Athens	4500.0	50.0	4	90.0	EL
986	Διοίκηση Επιχειρήσεων	Business Administration	UoM	Thessaloniki	4500.0	50.0	3	90.0	EL
1711	Οικονομικά και Επιστήμη Δεδομένων	Economics and Data Science	UOI	Ioannina	4500.0	50.0	3	90.0	EL
1193	Δημόσια Διοίκηση	Public Management	UoM	Thessaloniki	4500.0	50.0	3	90.0	EL
1400	Ανάπτυξη Αειφόρου Τουρισμού: Πολιτισμική Κληρονομιά, Περιβάλλον, Κοινωνία	MSc in Sustainable Tourism Development: Heritage, En	HUA	Athens	4275.0	71.2	2	60.0	EN
1079	Εσωτερικός Έλεγχος, Διαχείριση Κινδύνων και Κανονιστική Συμμόρφωση	Internal Audit, Risk Management and Compliance	NKUA	Athens	4250.0	35.4	4	120.0	EL
981	Διοίκηση Επιχειρήσεων	Business Administration	UNIWA	Athens	4250.0	47.2	3	90.0	EL
1024	Διοίκηση Επιχειρήσεων	Business Administration	UAegean	Chios	4200.0	46.7	3	90.0	EL
1688	Διαχείριση Ανθρωπίνων Πόρων & Ψηφιακός Μετασχηματισμός	Human Resource Management and Digital Transformation	UNIWA	Athens	4200.0	56.0	3	75.0	EL
1620	Διεθνείς Διαπραγματεύσεις	International Negotiations	AUEB	Athens	4200.0	56.0	2	75.0	EL
1622	Διεθνείς και Ευρωπαϊκές Οικονομικές Σπουδές	International and European Economic Studies	AUEB	Athens	4200.0	56.0	2	75.0	EL
1355	Λογιστική και Ελεγκτική	Acounting and Auditing	UThessaly	Volos	4200.0	46.7	3	90.0	EL
1621	Οικονομικά και Δίκαιο στις Ενεργειακές Αγορές	Law and Economics in Energy Markets	AUEB	Athens	4200.0	56.0	2	75.0	EL
1049	Λογιστική και Χρηματοοικονομική	Accounting and Finance	UoM	Thessaloniki	4050.0	45.0	3	90.0	EL
1615	Διοίκηση Ξενοδοχειακών Επιχειρήσεων	Hotel Management	UNIWA	Athens	4000.0	44.4	3	90.0	EL
1272	Διεθνείς Σπουδές	INTERNATIONAL STUDIES	UoM	Thessaloniki	4000.0	44.4	3	90.0	EL
1307	Στρατηγικός Σχεδιασμός Προϊόντων	MSc in Strategic Product Design	IHU	Thessaloniki	4000.0	44.4	3	90.0	EN
1486	Διοίκηση στη Ναυτική Επιστήμη και Τεχνολογία	Marine Science & Technology Management	UNIPI	Pireaus	4000.0	53.3	2	75.0	EL
22	Ναυτιλία, Μεταφορές και Διεθνές Εμπόριο	Shipping, Trade and Transport	UAegean	Chios	4000.0		2		EL
961	Εφαρμοσμένα Οικονομικά και Χρηματοοικονομικά	Applied Economics and Finance	UoM	Thessaloniki	4000.0	44.4	3	90.0	EL
8	Βιο-Ιατρικές και Μοριακες Επιστήμες - Διάγνωση και θεραπεία ασθενειών του ανθρώπου	Biomedical and Molecular Sciences - Diagnosis and Tr	DUTH	Alexandroupoli	4000.0	33.3	4	120.0	MX
1014	Οικονομικά και Δίκαιο των Επιχειρήσεων	Economics and Business Law	DUTH	Kavala	3900.0	43.3	3	90.0	EL
1313	Διοίκηση Τουριστικών Μονάδων και Φιλοξενία	MSc in Hospitality and Tourism Management	IHU	Thessaloniki	3900.0	43.3	4	90.0	EN
1312	Διεθνής Λογιστική, Ελεγκτική και Φορολογία	MSc in International Accounting, Auditing and Taxati	IHU	Thessaloniki	3900.0	43.3	3	90.0	EN
1311	Διοίκηση Επιχειρήσεων	MSc in Management	IHU	Thessaloniki	3900.0	43.3	3	90.0	EN
1310	Τραπεζική, Χρηματοοικονομική Τεχνολογία και Διαχείριση Κινδύνου	MSc in Banking, Financial Technology (Fintech) and R	IHU	Thessaloniki	3900.0	43.3	3	90.0	EN
991	Οικονομική και Διοίκηση για Μηχανικούς	Finance and Management for Engineers	UAegean	Chios	3800.0	50.7	2	75.0	EL
1086	Επιχειρηματικότητα & Συμβουλευτική στην Αγροτική Ανάπτυξη	Farm Business Management & Consulting in Rural Devel	AUA	Athens	3800.0	42.2	3	90.0	EL
1298	Ηλεκτρονικό Επιχειρείν και Ψηφιακό Μάρκετινγκ	MSc in e-Business and Digital Marketing	IHU	Thessaloniki	3700.0	41.1	3	90.0	EN
1293	Επιστήμη Δεδομένων	MSc in Data Science	IHU	Thessaloniki	3700.0	41.1	3	90.0	EN

ID	Πρόγραμμα	Programme	Univ	City	Fee	EUR/ ECTS	Sem	ECTS	Lang
1788	MBA στα Οικονομικά της Διοίκησης και την Τεχνητή Νοημοσύνη	MBA in Business Economics and Artificial Intelligenc	UoWM	Kozani	3600.0	40.0	3	90.0	MX
1623	Εφαρμοσμένη Δημόσια Οικονομική και Πολιτική	Applied Public Economics and Policy	UNIPI	Pireaus	3600.0	40.0	3	90.0	EL
1401	Ευρωπαϊκές Πολιτικές Νεολαίας, Επιχειρηματικότητας, Εκπαίδευσης και Πολιτισμού	European Policies on Youth,Entrepreneurship Educatio	UoM	Thessaloniki	3600.0	40.0	3	90.0	EL
1712	Διεθνείς Πολιτικές Διοίκησης Ανθρώπινου Δυναμικού, Επικοινωνία και Ηγεσία	International Administration Policies in Human Resou	UoM	Thessaloniki	3500.0	38.9	3	90.0	EL
1636	Ψηφιακή Καινοτομία και Διοίκηση	Digital Innovation and Management	UPatras	Patra	3500.0	38.9	3	90.0	EL
1062	Οικονομική της Εκπαίδευσης και Διαχείριση Εκπαιδευτικών Μονάδων	Economics of Education and Management of Educational	UNIPI	Pireaus	3500.0	38.9	3	90.0	EL
1225	Εκπαίδευση και Πολιτισμός	Education and Culture	HUA	Athens	3500.0	29.2	4	120.0	EL
1616	Εφαρμοσμένη Λογιστική, Ελεγκτική και Φορολογία	Applied Accounting, Auditing and Taxation	UNIWA	Athens	3500.0	38.9	3	90.0	EL

Table 54.1a. Field 01 — programmes and criteria (continued, 3 of 4)

ID	Πρόγραμμα	Programme	Univ	City	Fee	EUR/ ECTS	Sem	ECTS	Lang
1787	Ηλεκτρονικό Επιχειρείν και Ψηφιακό Μάρκετινγκ	Electronic Business and Digital Marketing	UoWM	Kozani	3500.0	38.9	3	90.0	MX
1386	Διοίκηση Επιχειρήσεων Φιλοξενίας και Τουρισμού	Hospitality and Tourism Business Administration	HMU	Heraklion	3300.0	36.7	3	90.0	EL
1695	Δημόσια Διοίκηση και Ψηφιακός Μετασχηματισμός	Public Management and Digital Transformation	UoP	Tripoli(s)	3300.0	36.7	3	90.0	EL
2230	Διοίκηση Επιχειρήσεων Φιλοξενίας και Τουρισμού	Hospitality and Tourism Business Administration	IHU	Thessaloniki	3300.0	36.7	3	90.0	EL
1027	Δίκαιο και Πληροφορική	Law and Informatics	UoM	Thessaloniki	3300.0	36.7	3	90.0	EL
886	Εφαρμοσμένη Οικονομική και Ανάλυση Δεδομένων	Applied Economics and Data Analysis	UPatras	Patra	3300.0	55.0	2	60.0	EL
907	Διοίκηση Επιχειρήσεων Τροφίμων MBA	MBA Food Business Management	UPatras	Agrinio	3250.0	36.1	3	90.0	EL
1637	Διοίκηση Εκπαίδευσης	Education Management	UPatras	Patra	3200.0	35.6	3	90.0	EL
1565	Ανθρωπιστική Διοικητική Μέριμνα και Διαχείριση Κρίσεων	MSc in Humanitarian Logistics and Crisis Management	IHU	Thessaloniki	3200.0	35.6	3	90.0	EN
1097	Πολιτική Οικονομία	Political Economy	NKUA	Athens	3150.0	35.0	3	90.0	EL
1523	Διακυβέρνηση, Ανάπτυξη και Ασφάλεια στη Μεσόγειο	Governance, Development and Secutiy in the Mediterra	UAegean	Rhodes	3100.0	34.4	3	90.0	EL
1038	Στρατηγική Διοίκηση Τουριστικών Προορισμών και Επιχειρήσεων Φιλοξενίας	Strategic Management of Tourism Destinations and Hos	UAegean	Chios	3000.0	33.3	3	90.0	EL
1638	Ψηφιακός Μετασχηματισμός Φορολογικών και Χρηματοοικονομικών Υπηρεσιών	Tax and Financial Services Digital Transformation	UPatras	Patra	3000.0	50.0	2	60.0	EL
1633	Λογιστική στο Σύγχρονο Περιβάλλον Διοίκησης	Accounting in the Modern Management Environment	UPatras	Patra	3000.0	50.0	2	60.0	EL
1281	Σχεδιασμός Αιχμής: Καινοτομία και Διεπιστημονικότητα στον Σχεδιασμό	Advanced Design: Innovation and Transdisciplinarity	AUTH	Thessaloniki	3000.0	33.3	3	90.0	EN
1081	Οργάνωση, Λειτουργιά, Ανάπτυξη, Διοίκηση Λιμένων	Port Organisation, Operation, Development & Manageme	UNIWA	Athens	3000.0	33.3	3	90.0	EL
1126	Χρηματοοικονομική της Ναυτιλίας	Finance and Shipping	UNIWA	Athens	3000.0	33.3	3	90.0	EL
1306	Περιβαλλοντική Διαχείριση και Βιωσιμότητα	MSc in Environmental Management and Sustainability	IHU	Thessaloniki	3000.0	33.3	3	90.0	EN
1304	Ενέργεια και Χρηματοοικονομική	MSc in Energy and Finance	IHU	Thessaloniki	3000.0	33.3	3	90.0	EN

ID	Πρόγραμμα	Programme	Univ	City	Fee	EUR/ ECTS	Sem	ECTS	Lang
1290	Δίκαιο Τέχνης και Διαχείριση Τέχνης	MA in Art Law and Arts Management	IHU	Thessaloniki	3000.0	33.3	3	90.0	EN
940	Καινοτομία και Επιχειρηματικότητα στον Τουρισμό	Science in Tourism Entrepreneurship	UNIWA	Athens	3000.0	33.3	3	90.0	EL
880	Τοπική και Περιφερειακή Ανάπτυξη και Αυτοδιοίκηση	Local and Regional Development and Local Governance	UoP	Corinth	3000.0	40.0	2	75.0	EL
925	Διαχείριση Έργων, Συγκοινωνιακός και Χωρικός Σχεδιασμός	Project Management, Transportation and Spatial Plann	UThessaly	Larissa	3000.0	33.3	3	90.0	EL
974	Πληροφοριακά Συστήματα	Information Systems	UoM	Thessaloniki	2950.0	32.8	3	90.0	EL
2241	Διοίκηση Αγροτικών Επιχειρήσεων (MBA)	MBA in Agribusiness	UoWM	Kozani	2900.0	32.2	3	90.0	EL
2236	Διοίκηση Τουρισμού και Νέες Τεχνολογίες	Tourism Management and New Technologies	DUTH	Kavala	2900.0	32.2	3	90.0	EL
1294	Συστήματα Τεχνολογιών Πληροφορικής και Τηλεπικοινωνιών	MSc in Information and Communication Technology Syst	IHU	Thessaloniki	2900.0	32.2	3	90.0	EN
887	Βιώσιμη Διαχείριση Περιβαλλοντικών Αλλαγών και Κυκλική Οικονομία	Sustainable Management of Environmental Changes and	UThessaly	Volos	2900.0	32.2	3	90.0	EL
1235	Τουρισμός και Τοπική Ανάπτυξη	Tourism and Local Development	AUTH	Thessaloniki	2900.0	32.2	3	90.0	EL
1302	Κυβερνοασφάλεια	MSc in Cybersecurity	IHU	Thessaloniki	2900.0	32.2	3	90.0	EN
2240	Στρατηγική Διοίκηση και Καινοτόμο Μάρκετινγκ	Strategic Management and Innovative Marketing	UoWM	Kozani	2900.0	32.2	3	90.0	EL
1531	Ανάλυση και Διδασκαλία Πρώτης και Δεύτερης - Ξένης Γλώσσας	The Analysis and Teaching of First and Second - Fore	UAegean	Rhodes	2900.0	32.2	3	90.0	EL
1299	Κινητή και Διαδικτυακή Υπολογιστική	MSc in Mobile and Web Computing: Internet of Things	IHU	Thessaloniki	2900.0	32.2	3	90.0	EN
1564	Ψηφιακό Μάρκετινγκ	Digital Marketing	DUTH	Kavala	2850.0	31.7	3	90.0	EL
1566	Πληροφοριακά Συστήματα	Information Systems	DUTH	Kavala	2850.0	31.7	3	90.0	EL
1521	Διοίκηση Εφοδιαστικής Αλυσίδας	Supply Chain Management	IHU	Katerini	2850.0	31.7	3	90.0	EL
2269	Μάνατζμεντ και Τεχνολογίες στην Πολιτιστική Κληρονομιά – ManTech	Management and Technologies in Cultural Heritage – M	UoP	Sparti / Sparta	2800.0	31.1	3	90.0	EL
1384	Χρηματοοικονομική Διοίκηση	Financial Management	HMU	Heraklion	2700.0	30.0	3	90.0	EL
892	Εφαρμοσμένη Οικονομική	Applied Economics	UThessaly	Volos	2700.0	30.0	3	90.0	EL
1045	Αθλητικός Τουρισμός, Οργάνωση Δρώμενων, Χορός	Sport Tourism, Event Management, Dance	DUTH	Komotini	2700.0	30.0	3	90.0	EL
1305	Ενεργειακός Σχεδιασμός Κτιρίων	MSc in Energy Building Design	IHU	Thessaloniki	2600.0	28.9	3	90.0	EN
1303	Ενεργειακά Συστήματα	MSc in Energy Systems	IHU	Thessaloniki	2600.0	28.9	3	90.0	EN
973	Οικονομική Επιστήμη	Economics	UoM	Thessaloniki	2500.0	27.8	3	90.0	EL
983	Διοίκηση και Διαχείριση Υπηρεσιών Υγείας και Κοινωνικής Φροντίδας	Management of Health and Social Care Services	UNIWA	Athens	2500.0	27.8	3	90.0	EL
1853	Τεχνητή Νοημοσύνη για Ψηφιακό Μετασχηματισμό	Artificial Intelligence for Digital Transformation	AUEB	Athens	2500.0	27.8	3	90.0	EN
1514	Οικονομική Επιστήμη	MSc in Economics	AUEB	Athens	2500.0	27.8	3	90.0	EN
1314	Αειφόρος Γεωργία και Επιχειρήσεις	MSc in Sustainable Agriculture and Business	IHU	Thessaloniki	2500.0	27.8	3	90.0	EN
1002	Χρηματοοικονομική Διοίκηση	Financial Managment	IHU	Serres	2400.0	26.7	3	90.0	EL
2242	Διαχείριση της Σχολικής Μονάδας και Διά Βίου Μάθηση	School Management and Lifelong Learning	NKUA	Athens	2400.0	20.0	4	120.0	EL
1092	Βιώσιμη Ανάπτυξη	Sustainable Development	HUA	Athens	2400.0	32.0	2	75.0	EL

Table 54.1a. Field 01 — programmes and criteria (continued, 4 of 4)

ID	Πρόγραμμα	Programme	Univ	City	Fee	EUR/ ECTS	Sem	ECTS	Lang
1234	Οργάνωση και Διοίκηση της Εκπαίδευσης	Educational Administration and Management	UThessaly	Volos	2350.0	26.1	3	90.0	EL
992	Μεταπτυχιακό Δίπλωμα Μηχανικών Οικονομίας και Διοίκησης μέσω Έρευνας	Master by Research on Financial and Management Engin	UAegean	Chios	1500.0	16.7	3	90.0	EL
929	Διαχείριση πληροφοριών σε Βιβλιοθήκες, Αρχεία, Μουσεία	Information Management in Libraries, Archives, Museu	UNIWA	Athens	600.0	6.7	3	90.0	EL
1009	Επιστήμες της Αγωγής με Νέες Τεχνολογίες	Education and New Technology	UoWM	Florina	0.0	0.0	4	120.0	EL
1078	Εφαρμοσμένα Οικονομικά και Περιφερειακή Ανάπτυξη	Applied Economics and Regional Development	Panteion	Athens	0.0	0.0	3	90.0	EL
1584	Οικονομική Θεωρία και Πολιτική	Economic Theory and Policy	UoC	Rethymno	0.0	0.0	3	90.0	MX
1331	Διοίκηση Επιχειρήσεων	Business Administration	UPatras	Patra	0.0	0.0	3	90.0	EL
1550	Οικονομικές Επιστήμες	Economics	UOI	Ioannina	0.0	0.0	3	90.0	EL
1482	Διοίκηση και Ψηφιακός Μετασχηματισμός	Management and Digital Transformation	HMU	Agios Nikolaos	0.0	0.0	3	90.0	EL
1547	Διεθνής και Ευρωπαϊκή Οικονομική	International and European Economics	DUTH	Kavala	0.0	0.0	4	120.0	EL

Table 54.1b. Field 01 — fee, research standing and paired ranks (continued, 1 of 4)

ID	Programme	Univ	Fee	Mean h	PC1	rF	rC	rE	rR	Δ
1841	MBA in Air Transport Management	UAegean	10000.0	10.3	-1.73	1	1.0	18.0	104.0	103.0
1185	MBA International	AUEB	9700.0	14.5	-0.45	2	2.0	18.0	24.0	22.0
1308	MSc in Smart Cities and Communities	IHU	8000.0	10.7	-1.41	3	23.0	1.0	61.0	58.0
1031	Executive MBA	UNIPI	7960.0	11.4	-1.76	4	6.0	18.0	115.0	111.0
1055	Total Quality Management International	UNIPI	7800.0	11.4	-1.76	5	7.0	18.0	115.0	110.0
1182	MSc in International Shipping, Finance and Managemen	AUEB	7600.0	10.4	-1.37	6	3.0	134.0	59.0	53.0
1072	Business Administration – Tourism Management	UNIPI	7500.0	11.4	-1.76	7	9.0	18.0	115.0	108.0
1040	Accounting and Control of Businesses and Public Orga	UNIPI	7500.0	11.4	-1.76	7	9.0	18.0	115.0	108.0
2184	MSc in Data-Driven Financial Reporting, Auditing and	UoM	7500.0	8.6	-1.83	7	9.0	18.0	123.0	116.0
1189	Business Administration	AUEB	7250.0	9.9	-1.44	10	41.0	1.0	74.0	64.0
1168	Business Administration for Executives	AUEB	7250.0	9.9	-1.44	10	41.0	1.0	74.0	64.0
1174	MSc in Business Analytics	AUEB	7200.0	14.5	-0.45	12	16.0	18.0	24.0	12.0
1690	Financial Technology (FinTech)	UNIPI	7000.0	7.4	-2.11	13	17.0	18.0	133.0	120.0
1201	Shipping Management	UNIPI	7000.0	11.1	-1.65	13	5.0	134.0	102.0	89.0
1054	Business Administration	UNIPI	6900.0	11.4	-1.76	15	18.0	18.0	115.0	100.0
1200	Shipping	UNIPI	6900.0	12.3	-1.49	15	18.0	18.0	83.0	68.0
1186	MSc in Marketing and Communication	AUEB	6900.0	12.5	-0.16	15	18.0	18.0	19.0	4.0
1059	Economic and Business Strategy	UNIPI	6500.0	13.1	-1.25	18	57.0	1.0	49.0	31.0
1165	Accounting and Finance	AUEB	6400.0	9.5	-1.55	19	8.0	134.0	88.0	69.0
1187	MSc in Financial Management	AUEB	6200.0	9.5	-1.55	20	15.0	134.0	88.0	68.0
1855	Management Science and Technology	AUEB	6000.0	14.5	-0.45	21	23.0	18.0	24.0	3.0
1102	Banking and Finance	UNIPI	6000.0	7.4	-2.11	21	23.0	18.0	133.0	112.0
1030	Law And Economics	UNIPI	6000.0	11.4	-1.76	21	23.0	18.0	115.0	94.0
1332	Management and Business Administration in Food & Agr	AUA	6000.0	13.0	-0.98	21	4.0	152.0	40.0	19.0
1061	Health Economics and Management	UNIPI	6000.0	13.1	-1.25	21	23.0	18.0	49.0	28.0
1192	Applied Accounting and Auditing	UoM	6000.0	8.6	-1.83	21	62.0	1.0	123.0	102.0
1287	Executive MBA	IHU	6000.0	9.7	-1.74	21	43.0	17.0	113.0	92.0
1560	Executive MBA	NKUA	6000.0	13.4	-1.25	21	23.0	18.0	47.0	26.0
2224	Logistics	UNIPI	6000.0	12.3	-1.49	21	23.0	18.0	83.0	62.0
1346	Industrial Management and Technology	UNIPI	5800.0	9.8	-1.91	30	34.0	18.0	128.0	98.0
2225	Project Management	UNIPI	5800.0	7.4	-2.11	30	34.0	18.0	133.0	103.0
1084	Business Administration	NKUA	5700.0	10.2	-1.59	32	37.0	18.0	91.0	59.0
1085	Business, Administration, Analytics and Information	NKUA	5700.0	10.2	-1.59	32	37.0	18.0	91.0	59.0
1598	Shipping and Sea Transports: Economics and Politics	UoM	5500.0	12.1	-0.46	34	39.0	18.0	30.0	-4.0
1173	Services Management	AUEB	5500.0	9.9	-1.44	34	21.0	134.0	74.0	40.0
1170	Business Administration	AUEB	5500.0	9.9	-1.44	34	75.0	1.0	74.0	40.0
9	Strategic Marketing	AUTH	5500.0	13.9	-0.15	34	39.0	18.0	16.0	-18.0
1065	Bioeconomy, Circular Economy and Sustainable Develop	UNIPI	5400.0	13.1	-1.25	38	43.0	18.0	49.0	11.0

ID	Programme	Univ	Fee	Mean h	PC1	rF	rC	rE	rR	Δ
1172	Applied Economics and Finance	AUEB	5400.0	8.2	-1.98	38	43.0	18.0	129.0	91.0
1169	Banking and Finance	AUEB	5400.0	10.4	-1.48	38	43.0	18.0	79.0	41.0
1181	Management Science and Technology	AUEB	5300.0	14.5	-0.45	41	47.0	18.0	24.0	-17.0
1167	Public Policy & Management	AUEB	5200.0	14.5	-0.45	42	48.0	18.0	24.0	-18.0
1506	American Studies: Politics, Strategy and Economics	UNIPI	5000.0	13.1	-1.25	43	23.0	134.0	49.0	6.0
1468	Financial Management of Public Organizations and Uni	UNIPI	5000.0	7.4	-2.11	43	9.0	152.0	133.0	90.0
1178	Human Resource Management	AUEB	5000.0	14.5	-0.45	43	53.0	18.0	24.0	-19.0
1101	Banking and Finance Law	UNIPI	5000.0	7.4	-2.11	43	9.0	152.0	133.0	90.0
2217	MBA in Shipping	UAegean	5000.0	10.3	-1.73	43	9.0	152.0	104.0	61.0
1683	MSc in Digital Health	UOI	5000.0	19.1	-0.64	43	87.0	1.0	33.0	-10.0
1043	Energy: Strategy, Law & Economics	UNIPI	5000.0	13.1	-1.25	43	23.0	134.0	49.0	6.0
1202	Sustainable Blue Economy	UNIPI	5000.0			43	23.0	134.0		

Rank columns: rF by fee, rC by cost per ECTS credit, rE by ECTS credits, rR by composite research standing, each with 1 the highest value. The final column is rR minus rF, so a large positive value marks a programme whose fee ranks far above the research standing of the departments teaching it, and a large negative value the reverse.

Table 54.1b. Field 01 — fee, research standing and paired ranks (continued, 2 of 4)

ID	Programme	Univ	Fee	Mean h	PC1	rF	rC	rE	rR	Δ
17	Logistics & Supply Chain Management	AUTH	5000.0	13.9	-0.15	43	53.0	18.0	16.0	-27.0
1042	International and European Studies	UNIPI	5000.0			43	23.0	134.0		
1050	Accounting Taxation and Financial Management	UoM	4950.0	8.6	-1.83	53	55.0	18.0	123.0	70.0
1458	Applied Economics and Finance	NKUA	4800.0	10.2	-1.59	54	90.0	1.0	91.0	37.0
1354	Business Administration Executive	UAegean	4800.0	10.3	-1.73	54	36.0	134.0	104.0	50.0
1087	Quantitative Investing	NKUA	4800.0	10.2	-1.59	54	90.0	1.0	91.0	37.0
1697	Financial Technology	UoM	4800.0	8.6	-1.83	54	58.0	18.0	123.0	69.0
972	Law And Economics	UoM	4800.0	9.8	-1.57	54	58.0	18.0	90.0	36.0
1385	Accountancy and Auditing	HMU	4700.0	16.0	1.39	59	96.0	1.0	1.0	-58.0
879	Health Care Management	UoM	4500.0	17.8	0.35	60	62.0	18.0	6.0	-54.0
1371	Taxation and Financial Management of Strategic Decis	UoM	4500.0	17.8	0.35	60	62.0	18.0	6.0	-54.0
1626	Techno - Economic Systems in Management	NKUA	4500.0	13.4	-1.25	60	62.0	18.0	47.0	-13.0
1098	Strategic Management and Competitiveness	NKUA	4500.0	10.2	-1.59	60	62.0	18.0	91.0	31.0
986	Business Administration	UoM	4500.0	17.8	0.35	60	62.0	18.0	6.0	-54.0
1711	Economics and Data Science	UOI	4500.0	9.6	-1.54	60	62.0	18.0	86.0	26.0
1193	Public Management	UoM	4500.0	17.8	0.35	60	62.0	18.0	6.0	-54.0
1400	MSc in Sustainable Tourism Development: Heritage, En	HUA	4275.0	14.8	-0.43	67	22.0	152.0	21.0	-46.0
1079	Internal Audit, Risk Management and Compliance	NKUA	4250.0	10.2	-1.59	68	109.0	1.0	91.0	23.0
981	Business Administration	UNIWA	4250.0			68	72.0	18.0		
1024	Business Administration	UAegean	4200.0	10.3	-1.73	70	73.0	18.0	104.0	34.0
1688	Human Resource Management and Digital Transformation	UNIWA	4200.0			70	49.0	134.0		
1620	International Negotiations	AUEB	4200.0	10.4	-1.48	70	49.0	134.0	79.0	9.0
1622	International and European Economic Studies	AUEB	4200.0	10.4	-1.48	70	49.0	134.0	79.0	9.0
1355	Acounting and Auditing	UThessaly	4200.0	15.7	0.48	70	73.0	18.0	4.0	-66.0
1621	Law and Economics in Energy Markets	AUEB	4200.0	10.4	-1.48	70	49.0	134.0	79.0	9.0
1049	Accounting and Finance	UoM	4050.0	8.6	-1.83	76	76.0	18.0	123.0	47.0
1615	Hotel Management	UNIWA	4000.0			77	77.0	18.0		
1272	INTERNATIONAL STUDIES	UoM	4000.0			77	77.0	18.0		
1307	MSc in Strategic Product Design	IHU	4000.0	10.7	-1.41	77	77.0	18.0	61.0	-16.0
1486	Marine Science & Technology Management	UNIPI	4000.0	7.4	-2.11	77	58.0	134.0	133.0	56.0
22	Shipping, Trade and Transport	UAegean	4000.0	10.3	-1.73	77			104.0	27.0
961	Applied Economics and Finance	UoM	4000.0	12.1	-0.46	77	77.0	18.0	30.0	-47.0
8	Biomedical and Molecular Sciences - Diagnosis and Tr	DUTH	4000.0	17.8	-0.1	77	112.0	1.0	12.0	-65.0
1014	Economics and Business Law	DUTH	3900.0	6.9	-2.82	84	81.0	18.0	144.0	60.0
1313	MSc in Hospitality and Tourism Management	IHU	3900.0	9.8	-1.76	84	81.0	18.0	114.0	30.0
1312	MSc in International Accounting, Auditing and Taxati	IHU	3900.0	10.7	-1.8	84	81.0	18.0	122.0	38.0
1311	MSc in Management	IHU	3900.0	10.2	-1.65	84	81.0	18.0	103.0	19.0
1310	MSc in Banking, Financial Technology (Fintech) and R	IHU	3900.0	11.7	-1.47	84	81.0	18.0	78.0	-6.0
991	Finance and Management for Engineers	UAegean	3800.0	10.3	-1.73	89	61.0	134.0	104.0	15.0

ID	Programme	Univ	Fee	Mean h	PC1	rF	rC	rE	rR	Δ
1086	Farm Business Management & Consulting in Rural Devel	AUA	3800.0	13.0	-0.98	89	86.0	18.0	40.0	-49.0
1298	MSc in e-Business and Digital Marketing	IHU	3700.0	10.7	-1.41	91	88.0	18.0	61.0	-30.0
1293	MSc in Data Science	IHU	3700.0	10.7	-1.41	91	88.0	18.0	61.0	-30.0
1788	MBA in Business Economics and Artificial Intelligenc	UoWM	3600.0	10.4	-1.37	93	90.0	18.0	58.0	-35.0
1623	Applied Public Economics and Policy	UNIPI	3600.0	13.1	-1.25	93	90.0	18.0	49.0	-44.0
1401	European Policies on Youth,Entrepreneurship Educatio	UoM	3600.0	15.2	-0.01	93	90.0	18.0	11.0	-82.0
1712	International Administration Policies in Human Resou	UoM	3500.0			96	97.0	18.0		
1636	Digital Innovation and Management	UPatras	3500.0	11.6	-0.91	96	97.0	18.0	34.0	-62.0
1062	Economics of Education and Management of Educational	UNIPI	3500.0	13.1	-1.25	96	97.0	18.0	49.0	-47.0
1225	Education and Culture	HUA	3500.0	14.8	-0.43	96	140.0	1.0	21.0	-75.0
1616	Applied Accounting, Auditing and Taxation	UNIWA	3500.0	8.9	-2.09	96	97.0	18.0	131.0	35.0

Table 54.1b. Field 01 — fee, research standing and paired ranks (continued, 3 of 4)

ID	Programme	Univ	Fee	Mean h	PC1	rF	rC	rE	rR	Δ
1787	Electronic Business and Digital Marketing	UoWM	3500.0	7.7	-2.67	96	97.0	18.0	142.0	46.0
1386	Hospitality and Tourism Business Administration	HMU	3300.0	15.5	-0.11	102	102.0	18.0	14.0	-88.0
1695	Public Management and Digital Transformation	UoP	3300.0	19.6	-0.26	102	102.0	18.0	20.0	-82.0
2230	Hospitality and Tourism Business Administration	IHU	3300.0	9.8	-1.79	102	102.0	18.0	121.0	19.0
1027	Law and Informatics	UoM	3300.0	12.1	-0.95	102	102.0	18.0	39.0	-63.0
886	Applied Economics and Data Analysis	UPatras	3300.0	11.6	-0.91	102	55.0	152.0	34.0	-68.0
907	MBA Food Business Management	UPatras	3250.0	9.2	-1.16	107	106.0	18.0	44.0	-63.0
1637	Education Management	UPatras	3200.0	11.6	-0.91	108	107.0	18.0	34.0	-74.0
1565	MSc in Humanitarian Logistics and Crisis Management	IHU	3200.0	10.7	-1.41	108	107.0	18.0	61.0	-47.0
1097	Political Economy	NKUA	3150.0	10.2	-1.59	110	110.0	18.0	91.0	-19.0
1523	Governance, Development and Secutiy in the Mediterra	UAegean	3100.0	10.3	-1.73	111	111.0	18.0	104.0	-7.0
1038	Strategic Management of Tourism Destinations and Hos	UAegean	3000.0	10.3	-1.73	112	112.0	18.0	104.0	-8.0
1638	Tax and Financial Services Digital Transformation	UPatras	3000.0	11.6	-0.91	112	62.0	152.0	34.0	-78.0
1633	Accounting in the Modern Management Environment	UPatras	3000.0	9.2	-1.16	112	62.0	152.0	44.0	-68.0
1281	Advanced Design: Innovation and Transdisciplinarity	AUTH	3000.0	9.7	-1.53	112	112.0	18.0	85.0	-27.0
1081	Port Organisation, Operation, Development & Manageme	UNIWA	3000.0			112	112.0	18.0		
1126	Finance and Shipping	UNIWA	3000.0	8.9	-2.09	112	112.0	18.0	131.0	19.0
1306	MSc in Environmental Management and Sustainability	IHU	3000.0	10.7	-1.41	112	112.0	18.0	61.0	-51.0
1304	MSc in Energy and Finance	IHU	3000.0	10.7	-1.41	112	112.0	18.0	61.0	-51.0
1290	MA in Art Law and Arts Management	IHU	3000.0	10.7	-1.41	112	112.0	18.0	61.0	-51.0
940	Science in Tourism Entrepreneurship	UNIWA	3000.0			112	112.0	18.0		
880	Local and Regional Development and Local Governance	UoP	3000.0	8.5	-2.2	112	90.0	134.0	141.0	29.0
925	Project Management, Transportation and Spatial Plann	UThessaly	3000.0	11.0	-1.61	112	112.0	18.0	101.0	-11.0
974	Information Systems	UoM	2950.0	17.8	0.35	124	122.0	18.0	6.0	-118.0
2241	MBA in Agribusiness	UoWM	2900.0	12.8	-0.92	125	123.0	18.0	38.0	-87.0
2236	Tourism Management and New Technologies	DUTH	2900.0	12.0	-1.6	125	123.0	18.0	98.0	-27.0
1294	MSc in Information and Communication Technology Syst	IHU	2900.0	10.7	-1.41	125	123.0	18.0	61.0	-64.0
887	Sustainable Management of Environmental Changes and	UThessaly	2900.0	13.3	-1.03	125	123.0	18.0	42.0	-83.0
1235	Tourism and Local Development	AUTH	2900.0	13.9	-0.15	125	123.0	18.0	16.0	-109.0
1302	MSc in Cybersecurity	IHU	2900.0	10.7	-1.41	125	123.0	18.0	61.0	-64.0
2240	Strategic Management and Innovative Marketing	UoWM	2900.0	7.7	-2.67	125	123.0	18.0	142.0	17.0
1531	The Analysis and Teaching of First and Second - Fore	UAegean	2900.0	10.3	-1.73	125	123.0	18.0	104.0	-21.0
1299	MSc in Mobile and Web Computing: Internet of Things	IHU	2900.0	10.7	-1.41	125	123.0	18.0	61.0	-64.0
1564	Digital Marketing	DUTH	2850.0	12.0	-1.6	134	133.0	18.0	98.0	-36.0
1566	Information Systems	DUTH	2850.0			134	133.0	18.0		
1521	Supply Chain Management	IHU	2850.0	8.5	-2.12	134	133.0	18.0	139.0	5.0
2269	Management and Technologies in Cultural Heritage – M	UoP	2800.0			137	136.0	18.0		
1384	Financial Management	HMU	2700.0	16.0	1.39	138	137.0	18.0	1.0	-137.0
892	Applied Economics	UThessaly	2700.0	15.7	0.48	138	137.0	18.0	4.0	-134.0
1045	Sport Tourism, Event Management, Dance	DUTH	2700.0	17.8	-0.1	138	137.0	18.0	12.0	-126.0
1305	MSc in Energy Building Design	IHU	2600.0	10.7	-1.41	141	141.0	18.0	61.0	-80.0
1303	MSc in Energy Systems	IHU	2600.0	10.7	-1.41	141	141.0	18.0	61.0	-80.0
973	Economics	UoM	2500.0	12.1	-0.46	143	143.0	18.0	30.0	-113.0

ID	Programme	Univ	Fee	Mean h	PC1	rF	rC	rE	rR	Δ
983	Management of Health and Social Care Services	UNIWA	2500.0			143	143.0	18.0		
1853	Artificial Intelligence for Digital Transformation	AUEB	2500.0	10.8	-1.31	143	143.0	18.0	57.0	-86.0
1514	MSc in Economics	AUEB	2500.0	8.2	-1.98	143	143.0	18.0	129.0	-14.0
1314	MSc in Sustainable Agriculture and Business	IHU	2500.0	12.5	-1.09	143	143.0	18.0	43.0	-100.0
1002	Financial Managment	IHU	2400.0	8.5	-2.12	148	148.0	18.0	139.0	-9.0
2242	School Management and Lifelong Learning	NKUA	2400.0			148	150.0	1.0		
1092	Sustainable Development	HUA	2400.0	14.8	-0.43	148	132.0	134.0	21.0	-127.0

Table 54.1b. Field 01 — fee, research standing and paired ranks (continued, 4 of 4)

ID	Programme	Univ	Fee	Mean h	PC1	rF	rC	rE	rR	Δ
1234	Educational Administration and Management	UThessaly	2350.0	11.2	-1.38	151	149.0	18.0	60.0	-91.0
992	Master by Research on Financial and Management Engin	UAegean	1500.0			152	151.0	18.0		
929	Information Management in Libraries, Archives, Museu	UNIWA	600.0			153	152.0	18.0		
1009	Education and New Technology	UoWM	0.0	10.1	-2.93	154	153.0	1.0	145.0	-9.0
1078	Applied Economics and Regional Development	Panteion	0.0	12.9	-0.13	154	153.0	18.0	15.0	-139.0
1584	Economic Theory and Policy	UoC	0.0	10.1	-1.25	154	153.0	18.0	56.0	-98.0
1331	Business Administration	UPatras	0.0	9.2	-1.16	154	153.0	18.0	44.0	-110.0
1550	Economics	UOI	0.0	9.6	-1.54	154	153.0	18.0	86.0	-68.0
1482	Management and Digital Transformation	HMU	0.0	15.7	0.74	154	153.0	18.0	3.0	-151.0
1547	International and European Economics	DUTH	0.0	12.0	-1.6	154	153.0	1.0	98.0	-56.0

Table 54.2a. Field 02 — programmes and criteria (continued, 1 of 4)

ID	Πρόγραμμα	Programme	Univ	City	Fee	EUR/ ECTS	Sem	ECTS	Lang
1583	Προχωρημένες Σπουδές στην Κλωστοϋφαντουργική Τεχνολογία (WE-TEAM)	World Textile Engineering Advanced Master: WE-TEAM	UNIWA	Athens	18000.0	150.0	4	120.0	EN
1175	Τεχνητή Νοημοσύνη και Επιστήμη Δεδομένων	MSc in AI and Data Science	AUEB	Athens	6000.0	80.0	2	75.0	EN
1715	Εναέρια Αυτόνομα Συστήματα	Aerial Autonomous Systems	AUTH	Thessaloniki	6000.0	66.7	3	90.0	EN
2226	Τεχνοοικονομική της Ενέργειας και του Περιβάλλοντος	Technoeconomics of Energy & Environment	UNIPI	Pireaus	5800.0	64.4	3	90.0	EL
1708	Διοίκηση Επιχειρήσεων (MBA)	Management in Business Administration	DUTH	Serres	5000.0	55.6	4	90.0	EL
1683	Ψηφιακή Ιατρική	MSc in Digital Health	UOI	Ioannina	5000.0	41.7	4	120.0	EN
1694	Δίκαιο και Τεχνολογίες Πληροφορικής και Επικοινωνιών	Law and Information and Communication Technologies	UNIPI	Pireaus	4900.0	54.4	3	90.0	EL
1094	Κυβερνοασφάλεια και Τεχνολογίες Τεχνητής Νοημοσύνης	CyberSecurity and AI Technologies	UNIPI	Pireaus	4900.0	54.4	3	90.0	EL
1799	Αειφόρα Ενεργειακά Συστήματα	Sustainable Energy Systems - SES	UNIWA	Athens	4800.0	40.0	4	120.0	EN
943	Ψηφιακή Καινοτομία και Νεοφυή Επιχειρηματικότητα	Digital Innovation and Startup Entrepreneurship	UAegean	Karlovasi	4500.0	60.0	2	75.0	EL
1197	Ψηφιακός Πολιτισμός, Έξυπνες Πόλεις, IoT και Προηγμένες Ψηφιακές Τεχνολογίες	Digital Culture, Smart Cities, IoT and Advanced Digi	UNIPI	Pireaus	4500.0	50.0	3	90.0	EL
1525	Τεχνητή Νοημοσύνη	Artificial Intelligence	UNIPI	Athens	4500.0	50.0	3	90.0	EL
1470	Κβαντική Υπολογιστική και Κβαντικές Τεχνολογίες	MSc in Quantum Computing and Quantum Technologies	DUTH	Xanthi	4500.0	50.0	3	90.0	EN
1352	Κυβερνοασφάλεια και Επιστήμη Δεδομένων	Cybersecurity and Data Science	UNIPI	Pireaus	4500.0	50.0	3	90.0	EL
7	Σύγχρονες Τεχνολογίες & Διαχείριση Ευφυών Εξηλεκτρισμένων Συστημάτων Μεταφορών	Technological & Management Advances on Intelligent T	DUTH	Xanthi	4500.0	50.0	3	90.0	EN
1093	Πληροφοριακά Συστήματα και Υπηρεσίες	Information Systems and Services	UNIPI	Pireaus	4200.0	46.7	3	90.0	EL
1688	Διαχείριση Ανθρωπίνων Πόρων & Ψηφιακός Μετασχηματισμός	Human Resource Management and Digital Transformation	UNIWA	Athens	4200.0	56.0	3	75.0	EL

ID	Πρόγραμμα	Programme	Univ	City	Fee	EUR/ ECTS	Sem	ECTS	Lang
1179	Ψηφιακές Μεθόδοι για τις Ανθρωπιστικές Επιστήμες	Digital Methods for the Humanities	AUEB	Athens	4000.0	53.3	2	75.0	EL
1701	Ψηφιακές Ανθρωπιστικές Επιστήμες	MSc in Digital Humanities	NKUA	Athens	4000.0	44.4	3	90.0	EN
1615	Διοίκηση Ξενοδοχειακών Επιχειρήσεων	Hotel Management	UNIWA	Athens	4000.0	44.4	3	90.0	EL
1570	Προηγμένα Βιομηχανικά Συστήματα Παραγωγής	MSc Advanced Product Design Engineering & Manufactur	UNIWA	Athens	4000.0	44.4	4	90.0	EN
2255	Τεχνητή Νοημοσύνη και Τεχνολογίες Εμβύθισης στην Εκπαίδευση, την Επιμόρφωση και τον Σχεδιασμό Παιχνιδιών	Artificial Intelligence and Immersive Technologies i	DUTH	Kavala	4000.0	44.4	3	90.0	EL
1681	Διοίκηση Επιχειρήσεων και Οργανισμών για Στελέχη - Executive MBA	Master in Business Administration - Executive MBA	DUTH	Kavala	4000.0	44.4	3	90.0	EL
1714	Χημική και Βιοχημική Μηχανική: Υγεία & Τρόφιμα	Chemical and Biochemical Engineering: Health & Food	AUTH	Thessaloniki	4000.0	33.3	4	120.0	EN
1451	Διοίκηση Επιχειρήσεων	Business Administration	TUC	Chania	4000.0	44.4	3	90.0	EL
1183	Πληροφοριακά Συστήματα	Information Systems	AUEB	Athens	4000.0	44.4	3	90.0	EL
1356	Μαθηματικά της Αγοράς και της Παραγωγής	Business Mathematics	AUEB	Athens	4000.0	44.4	3	90.0	EL
1629	Κλιματική Κρίση και Τεχνολογίες Πληροφορικής και Επικοινωνιών	Climate Crisis and Information and Communication Tec	UNIPI	Athens	3900.0	43.3	3	90.0	EL
931	Εφαρμοσμένη Πληροφορική	Applied Informatics	UThessaly	Volos	3600.0	30.0	4	120.0	EL
995	Διοίκηση Εφοδιαστικής Αλυσίδας και Logistics	Supply Chain Management and Logistics	UThessaly	Volos	3600.0	40.0	3	90.0	EL
1221	Διοίκηση Καινοτομίας, Τεχνολογίας και Επιχειρήσεων	Innovation, Technology and Business Management	DUTH	Xanthi	3500.0	38.9	3	90.0	EL
1466	Αρχιτεκτονική και Δομοστατική Αποκατάσταση Ιστορικών Κτιρίων και Συνόλων	Architectural and Structural Restoration of Historic	UNIWA	Athens	3500.0	38.9	3	90.0	EL
936	Διαχείριση και Βελτιστοποίηση Ενεργειακών Συστημάτων	Management and Optimization of Energy Systems	UNIWA	Athens	3500.0	29.2	4	120.0	EL
1558	Εφαρμοσμένη Πληροφορική	Applied Informatics	HUA	Athens	3400.0	45.3	2	75.0	EL
1027	Δίκαιο και Πληροφορική	Law and Informatics	UoM	Thessaloniki	3300.0	36.7	3	90.0	EL
1046	Δημιουργική και Προσαρμοσμένη Φυσική Αγωγή	Creative and Adapted Physical Education	DUTH	Komotini	3200.0	35.6	3	90.0	EL
1786	Ποιοτικός Έλεγχος Τροφίμων	Food Quality Control	UoWM	Kozani	3200.0	35.6	3	90.0	MX
882	Αρχιτεκτονική και Αστικός Σχεδιασμός	Architecture and Urban Design	UPatras	Patra	3200.0	42.7	2	75.0	EL
956	Σχεδιασμός και Ανάπτυξη Τουρισμού και Πολιτισμού	Tourism and Cultural Planning and Development	UThessaly	Volos	3200.0	35.6	3	90.0	EL
925	Διαχείριση Έργων, Συγκοινωνιακός και Χωρικός Σχεδιασμός	Project Management, Transportation and Spatial Plann	UThessaly	Larissa	3000.0	33.3	3	90.0	EL
924	Νέες Τεχνολογίες στη Ναυτιλία και τις Μεταφορές	New Technologies in Shipping and Transport	UNIWA	Athens	3000.0	33.3	3	90.0	EL
953	Πληροφοριακά και Επικοινωνιακά Συστήματα	Information and Communications Systems	UAegean	Karlovasi	3000.0	33.3	3	90.0	EL
941	Ηλεκτρονική Διακυβέρνηση	E-Government	UAegean	Karlovasi	3000.0	33.3	3	90.0	EL
950	Διαδίκτυο των Πραγμάτων: Τεχνητή Νοημοσύνη και Σύγχρονα Δίκτυα	Internet of Things: Artificial Intelligence and Next	UAegean	Karlovasi	3000.0	33.3	3	90.0	EL
885	Αστικές Αναπλάσεις, Αστική Ανάπτυξη και Αγορά Ακινήτων	Urban Regeneration, Urban Development and Real Estat	UThessaly	Volos	3000.0	33.3	3	90.0	EL
933	Ασφάλεια Πληροφοριακών και Επικοινωνιακών Συστημάτων	Information and Communication Systems Security	UAegean	Karlovasi	3000.0	33.3	3	90.0	EL

ID	Πρόγραμμα	Programme	Univ	City	Fee	EUR/ ECTS	Sem	ECTS	Lang
990	Εφαρμοσμένες Πολιτικές και Τεχνικές Προστασίας Περιβάλλοντος	Policies and Applied Methods for the Protection of t	UNIWA	Athens	3000.0	33.3	3	90.0	EL
957	Ηλεκτρικές και Ηλεκτρονικές Επιστήμες μέσω Έρευνας	Research in Electrical and Electronics Engineering	UNIWA	Athens	3000.0	33.3	3	90.0	MX
954	Δημόσια Οικονομική και Πολιτική	Public Economics and Policy	UNIWA	Athens	3000.0	33.3	3	90.0	EL
1291	Δίκαιο της Ενέργειας, Επιχειρηματικότητα, Ρυθμιστική και Ενεργειακή Πολιτική	MSc in Energy Law, Business, Regulation and Policy	IHU	Thessaloniki	3000.0	33.3	3	90.0	EN

Programme criteria as published by the Ministry of Education and retrieved on 6 September 2026, describing the 2026-27 intake. Research standing is read from the seven field volumes of Edition 2026 of this series, publication window 2012-2025, cited in Section 1A; it is not recomputed here.

Table 54.2a. Field 02 — programmes and criteria (continued, 2 of 4)

ID	Πρόγραμμα	Programme	Univ	City	Fee	EUR/ ECTS	Sem	ECTS	Lang
1281	Σχεδιασμός Αιχμής: Καινοτομία και Διεπιστημονικότητα στον Σχεδιασμό	Advanced Design: Innovation and Transdisciplinarity	AUTH	Thessaloniki	3000.0	33.3	3	90.0	EN
1463	Γλωσσική Τεχνολογία	Language Technology	NKUA	Athens	3000.0	25.0	4	120.0	EL
1198	Ψηφιακές Εφαρμογές και Καινοτομία	Digital Applications and Innovation	Ionian	Corfu	3000.0	50.0	2	60.0	EL
1606	Διαχείριση γης & Real Estate	Land Management & Real Estate	UNIWA	Athens	3000.0	33.3	3	90.0	EL
1579	Κυκλική Οικονομία και Στρατηγικές Αειφορίας	MSc in Circular Economy and Sustainability Strategie	UNIWA	Athens	3000.0	33.3	3	90.0	EN
1549	Ψηφιακές Τεχνολογίες στη Διοίκηση της Φιλοξενίας και του Τουρισμού	Digital Technologies in Hospitality and Tourism Mana	Ionian	Corfu	3000.0	33.3	3	90.0	EL
1576	Εφαρμοσμένη Βιοπληροφορική	Applied Bioinformatics	AUTH	Thessaloniki	3000.0	33.3	3	90.0	EN
1494	Τεχνητή Νοημοσύνη και Βαθιά Μάθηση	MSc in Artificial Intelligence and Deep Learning	UNIWA	Athens	3000.0	33.3	3	90.0	EN
1562	Βιώσιμη Μηχανική και Κλιματική Αλλαγή	MSc in Sustainable Engineering and Climate Change	TUC	Chania	3000.0	33.3	3	90.0	EN
2268	Ευφυή Συστήματα	MSc in Intelligent Systems	TUC	Chania	3000.0	33.3	3	90.0	EL
2267	Επιχειρησιακή Έρευνα και Λήψη Αποφάσεων	MSc in Operational Research and Decision Making	TUC	Chania	3000.0	33.3	3	90.0	EL
1936	Προστασία, Αποκατάσταση και Ανάδειξη Ιστορικών Κτηρίων και Συνόλων	Protection, Valorization and Conservation of Monumen	TUC	Chania	3000.0	25.0	4	120.0	EL
1778	Μηχανική Συγκολλήσεων και Μη Καταστροφικός Έλεγχος	Welding Engineering and Non Destructive Inspection	UoWM	Kozani	3000.0	33.3	3	90.0	EN
1127	Διοίκηση Επιχειρήσεων και Πληροφοριακά Συστήματα	Management and Information Systems	AUTH	Thessaloniki	3000.0	33.3	3	90.0	EL
1090	Αυτοματισμός Παραγωγής και Υπηρεσιών	Industrial Automation	UNIWA	Athens	3000.0	33.3	3	90.0	EL
1089	Ηλεκτρονική Μάθηση	e-Learning	UNIPI	Pireaus	3000.0	40.0	2	75.0	EL
1450	Σχεδίαση και Παραγωγή Προϊόντων	Product Design and Manufacturing	TUC	Chania	3000.0	40.0	2	75.0	EL
1476	Μη Επανδρωμένα Αυτόνομα και Τηλεκατευθυνόμενα Συστήματα	Unmanned Autonomous and Remote Controlled Systems	UNIWA	Athens	3000.0	33.3	3	90.0	EL
1372	Κυβερνοασφάλεια	MSc in Cybersecurity	UNIWA	Athens	2900.0	32.2	3	90.0	EN
1262	Μουσειολογία – Διαχείριση Πολιτισμού	Museology – Cultural Management	AUTH	Thessaloniki	2900.0	32.2	3	90.0	EL
938	Τεχνητή Νοημοσύνη και Οπτική Υπολογιστική	MSc Artificial Intelligence and Visual Computing – A	UNIWA	Athens	2900.0	32.2	3	90.0	EN
887	Βιώσιμη Διαχείριση Περιβαλλοντικών Αλλαγών και Κυκλική Οικονομία	Sustainable Management of Environmental Changes and	UThessaly	Volos	2900.0	32.2	3	90.0	EL
1772	Προηγμένες Τεχνολογίες Πληροφορικής και Υπηρεσίες	Advanced Information Technologies and Services	UoWM	Kozani	2880.0	32.0	3	90.0	MX

ID	Πρόγραμμα	Programme	Univ	City	Fee	EUR/ ECTS	Sem	ECTS	Lang
1566	Πληροφοριακά Συστήματα	Information Systems	DUTH	Kavala	2850.0	31.7	3	90.0	EL
883	Εφαρμοσμένη Πληροφορική	Applied Informatics	UoM	Thessaloniki	2800.0	31.1	3	90.0	EL
1012	Επιστήμες της Αγωγής: Διδακτική των Μαθηματικών	Educational Sciences: Mathematics Education	UoWM	Florina	2800.0	31.1	3	90.0	EL
944	Προηγμένες Τεχνολογίες Πληροφορικής και Εφαρμογές	Advances in Computer Science and Information Systems	HUA	Athens	2800.0	37.3	2	75.0	MX
1276	Αρχιτεκτονική Τοπίου	Landscape Architecture	AUTH	Thessaloniki	2800.0	23.3	4	120.0	EL
1254	Τέχνες και Τεχνολογίες του Ήχου	Audio Arts and Technologies	Ionian	Corfu	2700.0	30.0	3	90.0	EL
997	Ανάλυση και Διαχείριση Ενεργειακών Συστημάτων	Analysis and Management of Energy Systems	UThessaly	Volos	2700.0	30.0	3	90.0	EL
1111	Επιστήμη Δεδομένων και Τεχνολογίες Πληροφορίας	Data Science and Information Technologies	NKUA	Athens	2700.0	30.0	3	90.0	EN
895	Μετά-βιομηχανικός Σχεδιασμός: Σχεδιαστικές και Καλλιτεχνικές Πρακτικές για την Παραγωγή της Καθημερινής Ζωής	Post-Industrial Design: Design and Artistic Practice	UThessaly	Volos	2500.0	27.8	3	90.0	EL
989	Επαναχρήσεις Κτιρίων και Συνόλων	Reuse of Buildings and Complexes	UThessaly	Volos	2500.0	27.8	3	90.0	EL
1314	Αειφόρος Γεωργία και Επιχειρήσεις	MSc in Sustainable Agriculture and Business	IHU	Thessaloniki	2500.0	27.8	3	90.0	EN
1051	Επιστήμες της Αγωγής – Εκπαίδευση με χρήση Νέων Τεχνολογιών	Education Sciences – Education with the use of New T	UAegean	Rhodes	2500.0	27.8	3	90.0	EL
947	Γεωχωρικές Τεχνολογίες	Geospatial Technologies	UNIWA	Athens	2400.0	20.0	4	120.0	EL
994	Συστήματα Αξιοποίησης Ανανεώσιμων Πηγών Ενέργειας	Renewable Energy Systems	IHU	Serres	2400.0	26.7	3	90.0	EL
963	Προηγμένες Τεχνολογίες στη Ναυπηγική και Ναυτική Μηχανολογία	Advanced Technologies in Naval Architecture and Mari	UNIWA	Athens	2400.0	26.7	3	90.0	EL
871	Πληροφορική	Computer Science	NKUA	Athens	2400.0	26.7	3	90.0	EL
1646	Προστασία, Συντήρηση και Αποκατάσταση Μνημείων Πολιτισμού	Protection, Conservation and Restoration of Cultural	AUTH	Thessaloniki	2400.0	26.7	3	90.0	EL
877	Τεχνολογίες Πληροφορικής και Επικοινωνιών	Information and Communication Technologies	NKUA	Athens	2400.0	26.7	3	90.0	EL
876	Μηχανική Υπολογιστών, Τηλεπικοινωνιών και Δικτύων	Computer, Telecommunications and Network Engineering	NKUA	Athens	2400.0	26.7	3	90.0	EL
890	Ρομποτική	Robotics	IHU	Serres	2400.0	26.7	3	90.0	EL
1224	Πληροφορική και Υπολογιστική Βιοϊατρική	Informatics and Computational Medicine	UThessaly	Lamia	2400.0	26.7	3	90.0	EL
2242	Διαχείριση της Σχολικής Μονάδας και Διά Βίου Μάθηση	School Management and Lifelong Learning	NKUA	Athens	2400.0	20.0	4	120.0	EL
1511	Βιοϊατρική Μηχανική	Biomedical Engineering	AUTH	Thessaloniki	2250.0	25.0	3	90.0	EN
1347	Περιβαλλοντική Μηχανική και Επιστήμη	Environmental Engineering and Science	DUTH	Xanthi	2250.0	25.0	3	90.0	EN
1455	Τεχνολογίες Περιβάλλοντος στην Περιβαλλοντική Νομοθεσία	Technologies of Environmental Legislation	DUTH	Xanthi	2250.0	25.0	3	90.0	EL
2235	Διαχείριση Ιστορικών Αρχείων σε Ψηφιακό Περιβάλλον	Historical Archives Management in a Digital Environm	IHU	Thessaloniki	2200.0	24.4	3	90.0	EL
934	Πληροφορική και Εφαρμογές	Informations Techology and Applications	UNIWA	Athens	2100.0	21.9	3	96.0	EL

Table 54.2a. Field 02 — programmes and criteria (continued, 3 of 4)

ID	Πρόγραμμα	Programme	Univ	City	Fee	EUR/ ECTS	Sem	ECTS	Lang
1474	Ανανεώσιμες Πηγές Ενέργειας και Διαχείριση Ενέργειας στα Κτίρια	Renewable Energy Sources and Energy Management in Bu	UoWM	Kozani	2100.0	23.3	3	90.0	EL

ID	Πρόγραμμα	Programme	Univ	City	Fee	EUR/ ECTS	Sem	ECTS	Lang
1536	Εφαρμοσμένα Συστήματα Αυτοματοποίησης	Applied Automation Engineering Systems	IHU	Thessaloniki	2000.0	22.2	3	90.0	EL
1176	Επιστήμη των Υπολογιστών	Computer Science	AUEB	Athens	2000.0	26.7	2	75.0	EL
1535	Ρομποτική, STEAM και Νέες Τεχνολογίες στην Εκπαίδευση	Robotics, STEAM and New Technologies in Education	IHU	Thessaloniki	2000.0	22.2	3	90.0	EL
1544	Βιοϊατρική Μηχανική και Τεχνολογία	Biomedical Engineering and Technology	UNIWA	Athens	2000.0	22.2	3	90.0	EN
1475	Μηχατρονική	Mechatronics	UoWM	Kozani	2000.0	22.2	3	90.0	EL
932	Ευφυή Δίκτυα Ηλεκτρικής Ενέργειας	Smart Grid Energy Systems	UThessaly	Volos	2000.0	33.3	2	60.0	EL
930	Επιστήμη και Τεχνολογία Ηλεκτρολόγων Μηχανικών και Μηχανικών Υπολογιστών	Science and Technology of Electrical and Computer En	UThessaly	Volos	2000.0	33.3	2	60.0	EL
916	Αειφορική Διαχείριση Υδατικού Περιβάλλοντος	Sustainable Management of Aquatic Environment	UThessaly	Volos	2000.0	33.3	2	60.0	EL
896	Προηγμένα Συστήματα Υπολογιστών και Επικοινωνιών	Advanced Computer and Communication Systems	AUTH	Thessaloniki	1950.0	21.7	3	90.0	EL
1652	Αειφόρος σχεδιασμός τεχνικών έργων έναντι σεισμού και άλλων φυσικών κινδύνων	Sustainable design of structures against earthquake	AUTH	Thessaloniki	1950.0	21.7	3	90.0	EL
1319	Δίκτυα Επικοινωνιών και Ασφάλεια Συστημάτων	Communication Networks and Systems Security	AUTH	Thessaloniki	1800.0	20.0	3	90.0	EL
1317	Τεχνητή Νοημοσύνη	Artificial Intelligence	AUTH	Thessaloniki	1800.0	20.0	3	90.0	EL
1318	Επιστήμη Δεδομένων και Παγκόσμιου Ιστού	Data and Web Science	AUTH	Thessaloniki	1800.0	20.0	3	90.0	EL
1320	Διαδραστικές Τεχνολογίες Υλικού και Λογισμικού	Interactive hardware and software technologies	AUTH	Thessaloniki	1800.0	20.0	3	90.0	EL
1191	Ψηφιακά Μέσα - Υπολογιστική Νοημοσύνη	Digital Media - Computational Intelligence	AUTH	Thessaloniki	1800.0	20.0	3	90.0	EN
1607	Προηγμένες Τεχνολογίες Υπολογιστικών Συστημάτων	Advanced Computing Systems	UNIWA	Athens	1600.0	17.8	3	90.0	EL
1469	Δίκτυα Επικοινωνιών Νέας Γενιάς και Κατανεμημένα Περιβάλλοντα Εφαρμογών	New Generation Communication Networks and Distribute	UNIWA	Athens	1600.0	17.8	3	90.0	EL
1397	Εφαρμοσμένα Μαθηματικά	Applied Mathematics	DUTH	Xanthi	1500.0	16.7	3	90.0	EL
1659	Ναυτική και Θαλάσσια Τεχνολογία	Ship and Marine Technology	NTUA	Athens	1500.0	16.7	3	90.0	EN
1658	Μικροσυστήματα και Νανοδιατάξεις	Microsystems and Nanodevices	NTUA	Athens	1500.0	16.7	3	90.0	EN
1479	Βοϊατρική Μηχανική	MSc in Biomedical Engineering	UoC	Heraklion	1500.0	16.7	3	90.0	EN
992	Μεταπτυχιακό Δίπλωμα Μηχανικών Οικονομίας και Διοίκησης μέσω Έρευνας	Master by Research on Financial and Management Engin	UAegean	Chios	1500.0	16.7	3	90.0	EL
970	Νέα Υλικά και Τεχνολογίες στο Σχεδιασμό Δομικών Κατασκευών	Advanced Materials and Novel Technologies in the Des	DUTH	Xanthi	1200.0	13.3	3	90.0	EL
975	Υδραυλική Μηχανική και Περιβάλλον	Hydraulic Engineering and Environment	DUTH	Xanthi	1200.0	16.0	2	75.0	EL
1280	Επιστήμη, Τεχνολογία, Κοινωνία — Σπουδές Επιστήμης και Τεχνολογίας	MSc in Science, Technology, Society—Science and Tech	NKUA	Athens	1000.0	16.7	2	60.0	EN
1603	ΠΜΣ Ειδίκευσης Ερευνητικού Χαρακτήρα «Επιστήμη των Υπολογιστών και Πληροφορική»	Master of Philosopy (Mphil) in "Computer Science and	HUA	Athens	1000.0	11.1	3	90.0	EL
1572	Μηχανική Μάθηση και Επιστήμη Δεδομένων	Machine Learning and Data Science	TUC	Chania	500.0	8.3	2	60.0	EN
1471	Ευφυείς Τεχνολογίες Διαδικτύου	Web Intelligence	IHU	Thessaloniki	500.0	5.6	3	90.0	EL
1655	Συστήματα Αυτοματισμού	Automation Systems	NTUA	Athens	500.0	5.6	3	90.0	EN
2213	Υπεύθυνη Κατανάλωση και Παραγωγή στη Βιώσιμη Μεταλλευτική	Responsible Consumption and Production under Sustain	TUC	Chania	500.0	4.2	4	120.0	MX

ID	Πρόγραμμα	Programme	Univ	City	Fee	EUR/ ECTS	Sem	ECTS	Lang
1650	Βιώσιμες Τεχνολογίες Ενεργειακών Πόρων και Πρώτων Υλών	Sustainable Technologies of Energy Resources and Raw	TUC	Chania	500.0	5.6	3	90.0	EN
1003	Επιστήμες της Αγωγής: Δημιουργικά Περιβάλλοντα Μάθησης και Παιχνίδι	Educational Sciences: Creative Educational Environme	UThessaly	Volos	0.0	0.0	4	120.0	EL
978	Έρευνα στην Αρχιτεκτονική: Σχεδιασμός - Χώρος - Πολιτισμός	Research in Architecture: Design - Space - Culture	NTUA	Athens	0.0	0.0	3	90.0	EL
988	Διεργασίες και Τεχνολογία Προηγμένων Υλικών	Processes and Technology of Advanced Materials	AUTH	Thessaloniki	0.0	0.0	3	90.0	EL
24	ΔΠΜΣ - Περιβάλλον και Ανάπτυξη	MSc in Environment and Development	NTUA	Athens	0.0	0.0	3	90.0	MX
19	Δομοστατικός Σχεδιασμός και Ανάλυση των Κατασκευών	Analysis and Design of Structures	NTUA	Athens	0.0	0.0	3	90.0	EN
23	Γεωπληροφορική	Geoinformatics	NTUA	Athens	0.0	0.0	3	90.0	EN
979	Πολεοδομία και Χωροταξία	Urban and Regional Planning	NTUA	Athens	0.0	0.0	3	90.0	EL
980	Περιβαλλοντικές Επιστήμες	Environmental Sciences	UPatras	Patra	0.0	0.0	4	120.0	EL
964	Επιστήμη και Μηχανική Υπολογιστών	Computer Science and Engineering	UoC	Heraklion	0.0	0.0	4	120.0	EN
1048	Σύγχρονες Ασύρματες Επικοινωνίες	Modern Wireless Communications	UoP	Tripoli(s)	0.0	0.0	2	60.0	EL
1068	Πράσινη Ηλεκτρική Ενέργεια: Ευφυείς Τεχνολογίες και Στρατηγικές Διαχείρισης	Green Electric Energy: Intelligent Technologies and	UPatras	Patra	0.0	0.0	3	90.0	EL
1261	Βιοπληροφορική	Bioinformatics	UoC	Heraklion	0.0	0.0	4	120.0	EL
1278	Σχεδιασμός και Κατασκευή Υπογείων Έργων	Design and Construction of Underground Works	NTUA	Athens	0.0	0.0	3	90.0	EL
1484	Τεχνο - Οικονομικά Συστήματα	Techno - Economic Systems	NTUA	Athens	0.0	0.0	4	120.0	EL
1472	Τεχνητή Νοημοσύνη και Αναλυτική Δεδομένων	Artificial Intelligence and Data Analytics	UoM	Thessaloniki	0.0	0.0	4	120.0	EL
1398	Ηλεκτρολόγος Μηχανικός και Μηχανικός Υπολογιστών	Electrical and Computer Engineering	TUC	Chania	0.0	0.0	3	90.0	EL
1396	Διαχείριση και Ανάδειξη Πολιτιστικής Πληροφορίας	Management of Cultural Information	Ionian	Corfu	0.0	0.0	3	90.0	EL
1362	Χωρικός Σχεδιασμός για Βιώσιμη και Ανθεκτική Ανάπτυξη	Spatial Planning for Sustainable and Resilient Devel	AUTH	Thessaloniki	0.0	0.0	2	75.0	EL

Table 54.2a. Field 02 — programmes and criteria (continued, 4 of 4)

ID	Πρόγραμμα	Programme	Univ	City	Fee	EUR/ ECTS	Sem	ECTS	Lang
1387	Μηχανικών Πληροφορικής	MSc in Informatics Engineering	HMU	Heraklion	0.0	0.0	3	90.0	MX
1389	Ενεργειακά Συστήματα	Energy Systems	HMU	Heraklion	0.0	0.0	3	90.0	EL
1047	Χημεία και Τεχνολογία των Υλικών	Chemistry And Materials Technology	UOI	Ioannina	0.0	0.0	3	90.0	EL
1110	Αλγόριθμοι, Λογική και Διακριτά Μαθηματικά (Α.Λ.ΜΑ.)	Algorithms, Logic, and Discrete Mathematics	NKUA	Athens	0.0	0.0	3	90.0	EL
1057	Τεχνολογίες Προηγμένων Υλικών	Technology of Advanced Materials	UOI	Ioannina	0.0	0.0	2	60.0	EL
1064	Επιστήμη και Τεχνολογία Πολυμερών και Συνθέτων Υλικών	Science and Technology of Polymers and Composite Mat	UPatras	Patra	0.0	0.0	3	90.0	EL
1228	Μηχανική Δεδομένων και Υπολογιστικών Συστημάτων	Data and Computer Systems Engineering	UOI	Ioannina	0.0	0.0	3	90.0	EL
1258	Επιστήμη των Υλικών	Materials Science	UPatras	Patra	0.0	0.0	3	90.0	EL
1236	Αλληλεπίδραση Ανθρώπου – Υπολογιστή	Human - Computer Interaction	UPatras	Patra	0.0	0.0	3	90.0	EN
1546	Συστήματα Επεξεργασίας Πληροφορίας και Μηχανική Νοημοσύνη	Information Processing Systems and Machine Intellige	UPatras	Patra	0.0	0.0	3	90.0	EL
1539	Μεταφραστική Βιοϊατρική Μηχανική και Επιστήμη	Translational Engineering in Health and Medicine	NTUA	Athens	0.0	0.0	3	90.0	EN

ID	Πρόγραμμα	Programme	Univ	City	Fee	EUR/ ECTS	Sem	ECTS	Lang
1608	Βιομηχανικά Συστήματα Πετρελαίου και Φυσικού Αερίου	MSc in Oil and Gas Process Systems Engineering	UNIWA	Athens	0.0	0.0	4	120.0	EN
1631	Σχεδιασμός ανθεκτικών, βιώσιμων και ευφυών υποδομών	Design of resilient, sustainable and smart infrastru	UPatras	Patra	0.0	0.0	2	60.0	EL
1582	Σχεδιασμός Μαθήματος και Ανάπτυξη Διδακτικού Υλικού σε Σύγχρονα Περιβάλλοντα Μάθησης	Course Design and Curriculum Development in Contempo	UThessaly	Volos	0.0	0.0	3	90.0	EL
1488	Πληροφορική και Δίκτυα	Informatics and Networks	UOI	Preveza	0.0	0.0	3	90.0	EL
1538	Παραγωγή και Διαχείριση Ενέργειας	Energy Production and Management	NTUA	Athens	0.0	0.0	3	90.0	EL
1516	Lasers, Πλάσμα και Εφαρμογές	MSc in Lasers, Plasma & Applications	HMU	Rethymno	0.0	0.0	3	90.0	EN
1656	Εφαρμοσμένη Μηχανική	Applied Mechanics	NTUA	Athens	0.0	0.0	3	90.0	EN
1657	Μαθηματική Προτυποποίηση σε Σύγχρονες Τεχνολογίες και τη Χρηματοοικονομική	Mathematical Modeling in Modern Technologies and Fin	NTUA	Athens	0.0	0.0	3	90.0	EN
1794	Ενεργειακές και Περιβαλλοντικές Επενδύσεις	Energy and Environmental Developments	UNIWA	Athens	0.0	0.0	4	120.0	MX
2021	Επιστήμη Δεδομένων και Μηχανική Μάθηση	Data Science and Machine Learning	NTUA	Athens	0.0	0.0	3	90.0	EL
1949	Ηλεκτρονικά Συστήματα Τηλεπικοινωνιών & Αυτοματισμών (ΗΣΤΑ)	MSc in Telecommunication & Automation Systems (TeleA	HMU	Chania	0.0	0.0	3	90.0	EL
1951	Νανοτεχνολογία για Ενεργειακές Εφαρμογές	Nanotechnology for Energy Applications	HMU	Heraklion	0.0	0.0	3	90.0	EL
1952	Ευρωπαϊκό Μεταπτυχιακό στη Μηχανική Ενσωματωμένης Νοημοσύνης Νανοσυστημάτων (EMINENT)	European Master on Embedded Intelligence Nanosystems	HMU	Heraklion	0.0	0.0	4	120.0	EN
2227	Εφαρμοσμένες Μαθηματικές Επιστήμες	Applied Mathematical Sciences	NTUA	Athens	0.0	0.0	3	90.0	EL
2272	Προηγμένες Τεχνολογίες Κυβερνοασφάλειας και Διακυβέρνηση	Advanced Cybersecurity Technologies & Governance	UNIPI	Pireaus	0.0	0.0	3	90.0	EN
2273	Προηγμένες Τεχνολογίες Κυβερνοασφάλειας και Διακυβέρνηση μέσω Έρευνας	Advanced Cybersecurity Technologies and Governance b	UNIPI	Pireaus	0.0	0.0	3	90.0	EN

Table 54.2b. Field 02 — fee, research standing and paired ranks (continued, 1 of 4)

ID	Programme	Univ	Fee	Mean h	PC1	rF	rC	rE	rR	Δ
1583	World Textile Engineering Advanced Master: WE-TEAM	UNIWA	18000.0	17.1	0.13	1	1	1	91.0	90.0
1175	MSc in AI and Data Science	AUEB	6000.0	18.2	1.73	2	2	157	32.0	30.0
1715	Aerial Autonomous Systems	AUTH	6000.0	19.0	0.78	2	3	23	76.0	74.0
2226	Technoeconomics of Energy & Environment	UNIPI	5800.0			4	4	23		
1708	Management in Business Administration	DUTH	5000.0	19.1	1.55	5	7	23	41.0	36.0
1683	MSc in Digital Health	UOI	5000.0	19.1	-0.64	5	29	1	122.0	117.0
1694	Law and Information and Communication Technologies	UNIPI	4900.0	26.3	1.35	7	8	23	51.0	44.0
1094	CyberSecurity and AI Technologies	UNIPI	4900.0	26.3	1.35	7	8	23	51.0	44.0
1799	Sustainable Energy Systems - SES	UNIWA	4800.0	21.5	2.45	9	30	1	16.0	7.0
943	Digital Innovation and Startup Entrepreneurship	UAegean	4500.0	19.1	1.4	10	5	157	44.0	34.0
1197	Digital Culture, Smart Cities, IoT and Advanced Digi	UNIPI	4500.0	22.2	1.61	10	11	23	39.0	29.0
1525	Artificial Intelligence	UNIPI	4500.0	26.3	1.35	10	11	23	51.0	41.0
1470	MSc in Quantum Computing and Quantum Technologies	DUTH	4500.0	19.4	1.17	10	11	23	61.0	51.0
1352	Cybersecurity and Data Science	UNIPI	4500.0	22.2	1.61	10	11	23	39.0	29.0
7	Technological & Management Advances on Intelligent T	DUTH	4500.0	19.4	1.17	10	11	23	61.0	51.0
1093	Information Systems and Services	UNIPI	4200.0	26.3	1.35	16	17	23	51.0	35.0
1688	Human Resource Management and Digital Transformation	UNIWA	4200.0			16	6	157		
1179	Digital Methods for the Humanities	AUEB	4000.0	18.2	1.73	18	10	157	32.0	14.0
1701	MSc in Digital Humanities	NKUA	4000.0	8.9	-2.33	18	19	23	153.0	135.0

ID	Programme	Univ	Fee	Mean h	PC1	rF	rC	rE	rR	Δ
1615	Hotel Management	UNIWA	4000.0			18	19	23		
1570	MSc Advanced Product Design Engineering & Manufactur	UNIWA	4000.0	21.5	2.45	18	19	23	16.0	-2.0
2255	Artificial Intelligence and Immersive Technologies i	DUTH	4000.0	17.6	0.48	18	19	23	82.0	64.0
1681	Master in Business Administration - Executive MBA	DUTH	4000.0	19.1	1.55	18	19	23	41.0	23.0
1714	Chemical and Biochemical Engineering: Health & Food	AUTH	4000.0	23.8	0.56	18	41	1	79.0	61.0
1451	Business Administration	TUC	4000.0	19.8	-0.55	18	19	23	111.0	93.0
1183	Information Systems	AUEB	4000.0	18.2	1.73	18	19	23	32.0	14.0
1356	Business Mathematics	AUEB	4000.0	18.2	1.73	18	19	23	32.0	14.0
1629	Climate Crisis and Information and Communication Tec	UNIPI	3900.0	26.3	1.35	28	27	23	51.0	23.0
931	Applied Informatics	UThessaly	3600.0	17.9	0.46	29	77	1	83.0	54.0
995	Supply Chain Management and Logistics	UThessaly	3600.0	18.8	2.41	29	30	23	20.0	-9.0
1221	Innovation, Technology and Business Management	DUTH	3500.0	19.1	1.55	31	34	23	41.0	10.0
1466	Architectural and Structural Restoration of Historic	UNIWA	3500.0	9.0	-1.72	31	34	23	148.0	117.0
936	Management and Optimization of Energy Systems	UNIWA	3500.0	11.9	-0.6	31	81	1	115.0	84.0
1558	Applied Informatics	HUA	3400.0	19.0	-0.64	34	18	157	119.0	85.0
1027	Law and Informatics	UoM	3300.0	12.1	-0.95	35	37	23	125.0	90.0
1046	Creative and Adapted Physical Education	DUTH	3200.0	15.1	-0.22	36	38	23	97.0	61.0
1786	Food Quality Control	UoWM	3200.0	20.9	1.05	36	38	23	64.0	28.0
882	Architecture and Urban Design	UPatras	3200.0	4.3	-3.48	36	28	157	161.0	125.0
956	Tourism and Cultural Planning and Development	UThessaly	3200.0	10.6	-2.03	36	38	23	150.0	114.0
925	Project Management, Transportation and Spatial Plann	UThessaly	3000.0	11.0	-1.61	40	41	23	140.0	100.0
924	New Technologies in Shipping and Transport	UNIWA	3000.0	13.6	-1.63	40	41	23	142.0	102.0
953	Information and Communications Systems	UAegean	3000.0	19.1	1.4	40	41	23	44.0	4.0
941	E-Government	UAegean	3000.0	19.1	1.4	40	41	23	44.0	4.0
950	Internet of Things: Artificial Intelligence and Next	UAegean	3000.0	19.1	1.4	40	41	23	44.0	4.0
885	Urban Regeneration, Urban Development and Real Estat	UThessaly	3000.0	10.6	-2.03	40	41	23	150.0	110.0
933	Information and Communication Systems Security	UAegean	3000.0	19.1	1.4	40	41	23	44.0	4.0
990	Policies and Applied Methods for the Protection of t	UNIWA	3000.0	9.0	-1.72	40	41	23	148.0	108.0
957	Research in Electrical and Electronics Engineering	UNIWA	3000.0	11.9	-0.6	40	41	23	115.0	75.0
954	Public Economics and Policy	UNIWA	3000.0	11.9	-0.6	40	41	23	115.0	75.0
1291	MSc in Energy Law, Business, Regulation and Policy	IHU	3000.0	13.0	-1.42	40	41	23	135.0	95.0

Table 54.2b. Field 02 — fee, research standing and paired ranks (continued, 2 of 4)

ID	Programme	Univ	Fee	Mean h	PC1	rF	rC	rE	rR	Δ
1281	Advanced Design: Innovation and Transdisciplinarity	AUTH	3000.0	9.7	-1.53	40	41	23	137.0	97.0
1463	Language Technology	NKUA	3000.0	22.0	2.12	40	95	1	27.0	-13.0
1198	Digital Applications and Innovation	Ionian	3000.0	18.8	-0.34	40	11	169	99.0	59.0
1606	Land Management & Real Estate	UNIWA	3000.0	10.0	-1.59	40	41	23	138.0	98.0
1579	MSc in Circular Economy and Sustainability Strategie	UNIWA	3000.0	13.6	-1.63	40	41	23	142.0	102.0
1549	Digital Technologies in Hospitality and Tourism Mana	Ionian	3000.0	18.8	-0.34	40	41	23	99.0	59.0
1576	Applied Bioinformatics	AUTH	3000.0	22.1	0.78	40	41	23	77.0	37.0
1494	MSc in Artificial Intelligence and Deep Learning	UNIWA	3000.0	11.9	-0.6	40	41	23	115.0	75.0
1562	MSc in Sustainable Engineering and Climate Change	TUC	3000.0	32.6	3.74	40	41	23	5.0	-35.0
2268	MSc in Intelligent Systems	TUC	3000.0	19.8	-0.55	40	41	23	111.0	71.0
2267	MSc in Operational Research and Decision Making	TUC	3000.0	19.8	-0.55	40	41	23	111.0	71.0
1936	Protection, Valorization and Conservation of Monumen	TUC	3000.0	10.2	-2.62	40	95	1	155.0	115.0
1778	Welding Engineering and Non Destructive Inspection	UoWM	3000.0	10.3	-1.71	40	41	23	147.0	107.0
1127	Management and Information Systems	AUTH	3000.0	23.3	2.67	40	41	23	10.0	-30.0
1090	Industrial Automation	UNIWA	3000.0	13.6	-1.63	40	41	23	142.0	102.0
1089	e-Learning	UNIPI	3000.0	26.3	1.35	40	30	157	51.0	11.0
1450	Product Design and Manufacturing	TUC	3000.0	19.8	-0.55	40	30	157	111.0	71.0
1476	Unmanned Autonomous and Remote Controlled Systems	UNIWA	3000.0	13.6	-1.63	40	41	23	142.0	102.0
1372	MSc in Cybersecurity	UNIWA	2900.0	18.8	-0.43	69	69	23	105.0	36.0
1262	Museology – Cultural Management	AUTH	2900.0	5.1	-3.06	69	69	23	157.0	88.0
938	MSc Artificial Intelligence and Visual Computing – A	UNIWA	2900.0	14.4	-0.54	69	69	23	110.0	41.0
887	Sustainable Management of Environmental Changes and	UThessaly	2900.0	13.3	-1.03	69	69	23	128.0	59.0
1772	Advanced Information Technologies and Services	UoWM	2880.0	18.3	0.93	73	73	23	71.0	-2.0
1566	Information Systems	DUTH	2850.0			74	74	23		
883	Applied Informatics	UoM	2800.0			75	75	23		

ID	Programme	Univ	Fee	Mean h	PC1	rF	rC	rE	rR	Δ
1012	Educational Sciences: Mathematics Education	UoWM	2800.0	10.1	-2.36	75	75	23	154.0	79.0
944	Advances in Computer Science and Information Systems	HUA	2800.0	19.0	-0.64	75	36	157	119.0	44.0
1276	Landscape Architecture	AUTH	2800.0	5.1	-3.06	75	101	1	157.0	82.0
1254	Audio Arts and Technologies	Ionian	2700.0	11.3	-1.61	79	77	23	141.0	62.0
997	Analysis and Management of Energy Systems	UThessaly	2700.0	18.8	2.41	79	77	23	20.0	-59.0
1111	Data Science and Information Technologies	NKUA	2700.0	28.2	2.81	79	77	23	9.0	-70.0
895	Post-Industrial Design: Design and Artistic Practice	UThessaly	2500.0	2.8	-3.68	82	82	23	162.0	80.0
989	Reuse of Buildings and Complexes	UThessaly	2500.0	2.8	-3.68	82	82	23	162.0	80.0
1314	MSc in Sustainable Agriculture and Business	IHU	2500.0	12.5	-1.09	82	82	23	129.0	47.0
1051	Education Sciences – Education with the use of New T	UAegean	2500.0			82	82	23		
947	Geospatial Technologies	UNIWA	2400.0	10.0	-1.59	86	110	1	138.0	52.0
994	Renewable Energy Systems	IHU	2400.0	13.0	-1.42	86	86	23	135.0	49.0
963	Advanced Technologies in Naval Architecture and Mari	UNIWA	2400.0	7.4	-2.31	86	86	23	152.0	66.0
871	Computer Science	NKUA	2400.0	22.0	2.12	86	86	23	27.0	-59.0
1646	Protection, Conservation and Restoration of Cultural	AUTH	2400.0	5.1	-3.06	86	86	23	157.0	71.0
877	Information and Communication Technologies	NKUA	2400.0	22.0	2.12	86	86	23	27.0	-59.0
876	Computer, Telecommunications and Network Engineering	NKUA	2400.0	22.0	2.12	86	86	23	27.0	-59.0
890	Robotics	IHU	2400.0	9.3	-1.39	86	86	23	131.0	45.0
1224	Informatics and Computational Medicine	UThessaly	2400.0			86	86	23		
2242	School Management and Lifelong Learning	NKUA	2400.0			86	110	1		
1511	Biomedical Engineering	AUTH	2250.0	22.5	0.76	96	95	23	78.0	-18.0
1347	Environmental Engineering and Science	DUTH	2250.0			96	95	23		
1455	Technologies of Environmental Legislation	DUTH	2250.0			96	95	23		
2235	Historical Archives Management in a Digital Environm	IHU	2200.0	6.6	-2.74	99	100	23	156.0	57.0
934	Informations Techology and Applications	UNIWA	2100.0	18.8	-0.43	100	107	22	105.0	5.0

Table 54.2b. Field 02 — fee, research standing and paired ranks (continued, 3 of 4)

ID	Programme	Univ	Fee	Mean h	PC1	rF	rC	rE	rR	Δ
1474	Renewable Energy Sources and Energy Management in Bu	UoWM	2100.0	18.6	1.02	100	101	23	67.0	-33.0
1536	Applied Automation Engineering Systems	IHU	2000.0	9.3	-1.39	102	103	23	131.0	29.0
1176	Computer Science	AUEB	2000.0	18.2	1.73	102	86	157	32.0	-70.0
1535	Robotics, STEAM and New Technologies in Education	IHU	2000.0	9.3	-1.39	102	103	23	131.0	29.0
1544	Biomedical Engineering and Technology	UNIWA	2000.0	13.8	-0.82	102	103	23	124.0	22.0
1475	Mechatronics	UoWM	2000.0	18.8	1.73	102	103	23	37.0	-65.0
932	Smart Grid Energy Systems	UThessaly	2000.0	17.9	0.46	102	41	169	83.0	-19.0
930	Science and Technology of Electrical and Computer En	UThessaly	2000.0	17.9	0.46	102	41	169	83.0	-19.0
916	Sustainable Management of Aquatic Environment	UThessaly	2000.0	14.0	-1.21	102	41	169	130.0	28.0
896	Advanced Computer and Communication Systems	AUTH	1950.0	18.6	-0.27	110	108	23	98.0	-12.0
1652	Sustainable design of structures against earthquake	AUTH	1950.0	15.6	-0.15	110	108	23	94.0	-16.0
1319	Communication Networks and Systems Security	AUTH	1800.0	23.3	2.67	112	110	23	10.0	-102.0
1317	Artificial Intelligence	AUTH	1800.0	23.3	2.67	112	110	23	10.0	-102.0
1318	Data and Web Science	AUTH	1800.0	23.3	2.67	112	110	23	10.0	-102.0
1320	Interactive hardware and software technologies	AUTH	1800.0	23.3	2.67	112	110	23	10.0	-102.0
1191	Digital Media - Computational Intelligence	AUTH	1800.0	23.3	2.67	112	110	23	10.0	-102.0
1607	Advanced Computing Systems	UNIWA	1600.0	18.8	-0.43	117	117	23	105.0	-12.0
1469	New Generation Communication Networks and Distribute	UNIWA	1600.0	18.8	-0.43	117	117	23	105.0	-12.0
1397	Applied Mathematics	DUTH	1500.0	16.3	0.22	119	119	23	88.0	-31.0
1659	Ship and Marine Technology	NTUA	1500.0	17.6	-1.39	119	119	23	134.0	15.0
1658	Microsystems and Nanodevices	NTUA	1500.0	35.6	8.67	119	119	23	1.0	-118.0
1479	MSc in Biomedical Engineering	UoC	1500.0	23.5	1.39	119	119	23	49.0	-70.0
992	Master by Research on Financial and Management Engin	UAegean	1500.0			119	119	23		
970	Advanced Materials and Novel Technologies in the Des	DUTH	1200.0	16.3	0.22	124	126	23	88.0	-36.0
975	Hydraulic Engineering and Environment	DUTH	1200.0	16.3	0.22	124	125	157	88.0	-36.0
1280	MSc in Science, Technology, Society—Science and Tech	NKUA	1000.0	29.3	2.99	126	119	169	7.0	-119.0
1603	Master of Philosopy (Mphil) in "Computer Science and	HUA	1000.0	19.0	-0.64	126	127	23	119.0	-7.0
1572	Machine Learning and Data Science	TUC	500.0	19.8	0.88	128	128	169	72.0	-56.0
1471	Web Intelligence	IHU	500.0	11.9	-0.77	128	129	23	123.0	-5.0

ID	Programme	Univ	Fee	Mean h	PC1	rF	rC	rE	rR	Δ
1655	Automation Systems	NTUA	500.0	21.1	2.24	128	129	23	24.0	-104.0
2213	Responsible Consumption and Production under Sustain	TUC	500.0	14.7	0.22	128	132	1	86.0	-42.0
1650	Sustainable Technologies of Energy Resources and Raw	TUC	500.0	14.7	0.22	128	129	23	86.0	-42.0
1003	Educational Sciences: Creative Educational Environme	UThessaly	0.0	10.9	-1.69	133	133	1	146.0	13.0
978	Research in Architecture: Design - Space - Culture	NTUA	0.0	4.5	-3.22	133	133	23	160.0	27.0
988	Processes and Technology of Advanced Materials	AUTH	0.0	23.8	0.56	133	133	23	79.0	-54.0
24	MSc in Environment and Development	NTUA	0.0	22.6	2.22	133	133	23	25.0	-108.0
19	Analysis and Design of Structures	NTUA	0.0	23.7	3.2	133	133	23	6.0	-127.0
23	Geoinformatics	NTUA	0.0	19.8	-0.15	133	133	23	95.0	-38.0
979	Urban and Regional Planning	NTUA	0.0	18.8	0.8	133	133	23	75.0	-58.0
980	Environmental Sciences	UPatras	0.0	19.8	0.98	133	133	1	68.0	-65.0
964	Computer Science and Engineering	UoC	0.0	20.2	1.28	133	133	1	60.0	-73.0
1048	Modern Wireless Communications	UoP	0.0			133	133	169		
1068	Green Electric Energy: Intelligent Technologies and	UPatras	0.0	16.5	0.95	133	133	23	69.0	-64.0
1261	Bioinformatics	UoC	0.0	23.2	1.37	133	133	1	50.0	-83.0
1278	Design and Construction of Underground Works	NTUA	0.0	15.8	-1.0	133	133	23	126.0	-7.0
1484	Techno - Economic Systems	NTUA	0.0	25.2	2.26	133	133	1	22.0	-111.0
1472	Artificial Intelligence and Data Analytics	UoM	0.0			133	133	1		
1398	Electrical and Computer Engineering	TUC	0.0	19.8	0.88	133	133	23	72.0	-61.0
1396	Management of Cultural Information	Ionian	0.0	18.8	-0.34	133	133	23	99.0	-34.0
1362	Spatial Planning for Sustainable and Resilient Devel	AUTH	0.0	13.2	-0.16	133	133	157	96.0	-37.0

Table 54.2b. Field 02 — fee, research standing and paired ranks (continued, 4 of 4)

ID	Programme	Univ	Fee	Mean h	PC1	rF	rC	rE	rR	Δ
1387	MSc in Informatics Engineering	HMU	0.0	17.4	1.03	133	133	23	65.0	-68.0
1389	Energy Systems	HMU	0.0	17.4	1.03	133	133	23	65.0	-68.0
1047	Chemistry And Materials Technology	UOI	0.0	25.9	-0.01	133	133	23	92.0	-41.0
1110	Algorithms, Logic, and Discrete Mathematics	NKUA	0.0	22.0	2.12	133	133	23	27.0	-106.0
1057	Technology of Advanced Materials	UOI	0.0	25.9	-0.01	133	133	169	92.0	-41.0
1064	Science and Technology of Polymers and Composite Mat	UPatras	0.0	25.9	2.82	133	133	23	8.0	-125.0
1228	Data and Computer Systems Engineering	UOI	0.0	15.4	-0.44	133	133	23	109.0	-24.0
1258	Materials Science	UPatras	0.0	21.4	2.14	133	133	23	26.0	-107.0
1236	Human - Computer Interaction	UPatras	0.0	16.0	0.54	133	133	23	81.0	-52.0
1546	Information Processing Systems and Machine Intellige	UPatras	0.0	16.5	0.95	133	133	23	69.0	-64.0
1539	Translational Engineering in Health and Medicine	NTUA	0.0	23.3	1.7	133	133	23	38.0	-95.0
1608	MSc in Oil and Gas Process Systems Engineering	UNIWA	0.0	21.5	2.45	133	133	1	16.0	-117.0
1631	Design of resilient, sustainable and smart infrastru	UPatras	0.0	18.7	0.84	133	133	169	74.0	-59.0
1582	Course Design and Curriculum Development in Contempo	UThessaly	0.0	13.9	-1.01	133	133	23	127.0	-6.0
1488	Informatics and Networks	UOI	0.0			133	133	23		
1538	Energy Production and Management	NTUA	0.0	23.1	1.3	133	133	23	59.0	-74.0
1516	MSc in Lasers, Plasma & Applications	HMU	0.0	18.4	-0.42	133	133	23	102.0	-31.0
1656	Applied Mechanics	NTUA	0.0	35.6	8.67	133	133	23	1.0	-132.0
1657	Mathematical Modeling in Modern Technologies and Fin	NTUA	0.0	35.6	8.67	133	133	23	1.0	-132.0
1794	Energy and Environmental Developments	UNIWA	0.0	21.5	2.45	133	133	1	16.0	-117.0
2021	Data Science and Machine Learning	NTUA	0.0	25.2	2.26	133	133	23	22.0	-111.0
1949	MSc in Telecommunication & Automation Systems (TeleA	HMU	0.0	18.4	-0.42	133	133	23	102.0	-31.0
1951	Nanotechnology for Energy Applications	HMU	0.0	20.4	1.12	133	133	23	63.0	-70.0
1952	European Master on Embedded Intelligence Nanosystems	HMU	0.0	18.4	-0.42	133	133	1	102.0	-31.0
2227	Applied Mathematical Sciences	NTUA	0.0	25.1	4.26	133	133	23	4.0	-129.0
2272	Advanced Cybersecurity Technologies & Governance	UNIPI	0.0	26.3	1.35	133	133	23	51.0	-82.0
2273	Advanced Cybersecurity Technologies and Governance b	UNIPI	0.0	26.3	1.35	133	133	23	51.0	-82.0

Table 54.3a. Field 03 — programmes and criteria (continued, 1 of 4)

ID	Πρόγραμμα	Programme	Univ	City	Fee	EUR/ ECTS	Sem	ECTS	Lang
1578	Ορθοδοντική	Postgraduate Program in Orthodontics	AUTH	Thessaloniki	47600.0	226.7	7	210.0	EN
1563	Παιδοδοντιατρική	Paediatric Dentistry	AUTH	Thessaloniki	21000.0	116.7	6	180.0	EN

ID	Πρόγραμμα	Programme	Univ	City	Fee	EUR/ ECTS	Sem	ECTS	Lang
1367	Παθολογία και Θεραπευτική Οδοντικών και Περιοδοντικών Ιστών	Pathology and Therapeutics of Dental and Periodontal	NKUA	Athens	18000.0	100.0	6	180.0	EL
1368	Προσθετική - Στοματοπροσωπικός Πόνος	Prosthodontics - Orofacial Pain	NKUA	Athens	9000.0	50.0	6	180.0	EL
1520	Νανοφάρμακα για την Χορήγηση Φαρμάκων	Nanomedicines for drug delivery - NANOMED	UPatras	Patra	9000.0	75.0	4	120.0	EN
1120	Επιστήμη του Στρες και Προαγωγή της Υγείας	Stress Science and Health Promotion	NKUA	Athens	8000.0	66.7	4	120.0	EL
1365	Κοινωνική Οδοντιατρική, Πρόληψη και Στοματική Υγεία	Community Dentistry, Prevention and Oral Health	NKUA	Athens	8000.0	44.4	6	180.0	EL
1569	Ιατρική του Τρόπου Ζωής	MSc in Lifestyle Medicine	UThessaly	Trikala	6000.0	66.7	3	90.0	EN
1510	Οδοντική και Κρανιοπροσωπική Εμβιομηχανική και Εφαρμοσμένα Βιοϋλικά	Dental & Craniofacial Bioengineering and Applied Bio	AUTH	Thessaloniki	6000.0	66.7	3	90.0	EN
1624	Δημόσια Υγεία και Επιδημιολογία	MSc in Public Health and Epidemiology	UThessaly	Larissa	6000.0	50.0	4	120.0	EN
1465	Νέες Τεχνολογίες Χειρουργικής Πεπτικού, Ελάχιστα Επεμβατικές Τεχνικές, Βαριατρικη Χειρουργική	New Technology and Minimal Invasive Techniques in Ga	NKUA	Athens	5500.0	45.8	4	120.0	EL
1602	Ιατροδικαστική, Ανθρωπολογία και Απεικόνιση	Forensic Medicine, Anthropology and Imaging	UoC	Heraklion	5500.0	61.1	3	90.0	EN
1513	Ανθρώπινη Αναπαραγωγή	MSc in Human Reproduction	AUTH	Thessaloniki	5000.0	66.7	2	75.0	EN
985	Ιατρική Ερευνητική Μεθοδολογία	Medical Research Methodology	AUTH	Thessaloniki	5000.0	66.7	2	75.0	EN
1460	Ιατρική Ακριβείας - Μεταφραστική Έρευνα και Θεραπευτική	Precision Medicine - Translation Research and Therap	AUTH	Thessaloniki	5000.0	41.7	4	120.0	EL
1464	Εμβρυομητρική Ιατρική	Fetal Maternal Medicine	NKUA	Athens	5000.0	41.7	4	120.0	EL
1322	Εφαρμοσμένη Διαιτολογία - Διατροφή	Applied Nutrition and Dietetics	HUA	Athens	5000.0	55.6	3	90.0	EL
1405	Συμβουλευτική	Counselling	NKUA	Athens	5000.0	41.7	4	120.0	EL
1649	MSc Vascular Ultrasound in Diagnosis and Management	MSc Vascular Ultrasound in Diagnosis and Management	UThessaly	Larissa	5000.0	55.6	3	90.0	EN
1141	Ψυχοδυναμική Ψυχοθεραπεία σε Ιατρικό Πλαίσιο	Psychodynamic Psychotherapy in Medical Settings	NKUA	Athens	4800.0	40.0	4	120.0	EL
1205	Ανάπτυξη Νέων Φαρμάκων: Έρευνα, Κυκλοφορία και Πρόσβαση	Development of New Drugs: Research, Launch and Acces	NKUA	Athens	4500.0	50.0	3	90.0	EL
1618	Βλαστοκύτταρα και Αναγεννητική Ιατρική	Stem Cells and Regenerative Medicine	AUTH	Thessaloniki	4500.0	37.5	4	120.0	EL
977	Κλινική και Βιομηχανική Φαρμακολογία – Κλινική Τοξικολογία	Clinical and Industrial Pharmacology - Clinical Toxi	AUTH	Thessaloniki	4500.0	50.0	3	90.0	EL
1369	Παθολογία, Χειρουργική και Ακτινολογία Στόματος	Oral Pathology, Surgery and Radiology	NKUA	Athens	4200.0	23.3	6	180.0	EL
1503	Ευρωπαϊκό Μεταπτυχιακό στην Ψυχολογία του Αθλητισμού και της Άσκησης	European Master in Sport and Exercise Psychology	UThessaly	Trikala	4200.0	35.0	4	120.0	EN
1114	Γενική και Εξειδικευμένη Παιδιατρική: Κλινική Πράξη και Έρευνα	General Pediatrics and Pediatric Subspecialties: Cli	NKUA	Athens	4000.0	33.3	4	120.0	EL
1121	Κλινική Νευροφυσιολογία	Clinical Neurophysiology	NKUA	Athens	4000.0	33.3	4	120.0	EL
1124	Θρόμβωση - Αιμορραγία - Ιατρική των Μεταγγίσεων	Thrombosis - Bleeding - Tranfusion Medicine	NKUA	Athens	4000.0	33.3	4	120.0	EL
1080	Μονάδες Εντατικής Θεραπείας - Καρδιολογία, Ιατρική και Νοσηλευτική Φροντίδα	Intensive Care Units - Cardiology, Medical and Nursi	UNIWA	Athens	4000.0	33.3	4	120.0	EL
1095	Αρτηριακή Υπέρταση και Σύνοδα Καρδιαγγειακά-νεφρικά Νοσήματα	Arterial Hypertension and Related Cardiovascular-Kid	NKUA	Athens	4000.0	33.3	4	120.0	EL

ID	Πρόγραμμα	Programme	Univ	City	Fee	EUR/ ECTS	Sem	ECTS	Lang
8	Βιο-Ιατρικές και Μοριακες Επιστήμες - Διάγνωση και θεραπεία ασθενειών του ανθρώπου	Biomedical and Molecular Sciences - Diagnosis and Tr	DUTH	Alexandroupoli	4000.0	33.3	4	120.0	MX
1021	Διατροφή και Διαιτολογία	Nutrition and Dietetics	IHU	Thessaloniki	4000.0	44.4	2	90.0	EL
1159	Στρατηγικές Αναπτυξιακής και Εφηβικής Υγείας	Strategies of Developmntal and Adolescent Health	NKUA	Athens	4000.0	33.3	4	120.0	EL
1160	Παδιατρική Λοιμωξιολογία	Pediatric Inectious Diseases	NKUA	Athens	4000.0	33.3	4	120.0	EL
1152	Μονάδες Εντατικής Θεραπείας-καρδιολογία, Ιατρική και Νοσηλευτική Φροντίδα	Intensive Care Units-cardiology, Medicalandnursingca	NKUA	Athens	4000.0	33.3	4	120.0	EL
1161	Παγκόσμια Υγεία - Ιατρική των Καταστροφών	Global Health - Disaster Medicine	NKUA	Athens	4000.0	33.3	4	120.0	EL
1208	Νευροανοσολογία	Neuroimmunology	AUTH	Thessaloniki	4000.0	33.3	4	120.0	EL
1211	Εκτίμηση και Διαχείριση Επαγγελματικού, Περιβαλλοντικού και Φαρμακευτικού Κινδύνου	Occupational, Environmental, and Pharmaceytical Risk	NKUA	Athens	4000.0	33.3	4	120.0	EL
1259	Διαταραχές της Αναπνοής στον Ύπνο - Εργαστηριακή και Κλινική Ιατρική του Ύπνου	Sleep - Related Breathing Disorders - Laboratory and	NKUA	Athens	4000.0	33.3	4	120.0	EL
1231	Ακοολογία και Νευροωτολογία	Audiology and Neurotology	NKUA	Athens	4000.0	33.3	4	120.0	EL
1162	Αναζωογόνηση	Resuscitation	NKUA	Athens	4000.0	33.3	4	120.0	EL
1203	Παθήσεις Ρινός, Βάσης Κρανίου και Προσωπικής Χώρας	Disease of the nose, maxillofacial area and cranial	UPatras	Patra	4000.0	44.4	3	90.0	EL
1395	ΔΠΜΣ στις Νευροεπιστήμες	Athens International Program in Neurosciences	NKUA	Athens	4000.0	33.3	4	120.0	EN
1140	Καρδιοπνευμονική Αποκατάσταση και Αποκατάσταση Πασχόντων ΜΕΘ	Cardiopulmonary Rehabilitation and Rehabilitation of	NKUA	Athens	4000.0	33.3	4	120.0	EL
1142	Μοριακή Βιοϊατρική Μηχανισμοί Ασθενειών, Μοριακές και Κυτταρικές Θεραπείες & Βιοκαινοτομία	MSc in Molecular Biomedicine: Mechanisms of Disease,	NKUA	Athens	4000.0	33.3	4	120.0	EN
1149	Μοριακή Ιατρική Βιοπαθολογία	Molecular Biopathology	NKUA	Athens	4000.0	33.3	4	120.0	EL
1099	Αλγολογία: Αντιμετώπιση του Πόνου, Διάγνωση και Θεραπεία. Φαρμακευτικές και Άλλες Τεχνικές	Algology: Pain Management, Diagnosis and Treatment,	NKUA	Athens	4000.0	33.3	4	120.0	EL
1133	Παιδιατρική Πνευμονολογία	Pediatric Respiratory Medicine	NKUA	Athens	4000.0	33.3	4	120.0	EL
1123	Κλινική Εργοσπιρομετρία, Άσκηση, Προηγμένη Τεχνολογία και Αποκατάσταση	Clinical Ergospirometry, Exercise, Advanced Technolo	NKUA	Athens	4000.0	33.3	4	120.0	EL
1134	Άθληση και Υγεία	Exercise & Health	NKUA	Athens	4000.0	33.3	4	120.0	EL

Programme criteria as published by the Ministry of Education and retrieved on 6 September 2026, describing the 2026-27 intake. Research standing is read from the seven field volumes of Edition 2026 of this series, publication window 2012-2025, cited in Section 1A; it is not recomputed here.

Table 54.3a. Field 03 — programmes and criteria (continued, 2 of 4)

ID	Πρόγραμμα	Programme	Univ	City	Fee	EUR/ ECTS	Sem	ECTS	Lang
1136	Σακχαρώδης Διαβήτης και Παχυσαρκία	Diabets Mellitus and Obesity	NKUA	Athens	4000.0	33.3	4	120.0	EL
1135	Βιοστατιστική	Biostatistics	NKUA	Athens	4000.0	33.3	4	120.0	EL
1137	Σύγχρονη Διαγνωστική στη Δερματολογία και Αλλεργιολογία	Update in Diagnosis in Dermatology and Allergiology	NKUA	Athens	4000.0	33.3	4	120.0	EL
1139	Ογκολογία Θώρακα: Σύγχρονη Κλινικο-εργαστηριακή Προσέγγιση και Έρευνα	Thoracic Oncology: Current Basic and Clinical Approa	NKUA	Athens	4000.0	33.3	4	120.0	EL
1130	Μοριακή και Εφαρμοσμένη Φυσιολογία	Molecular and Applied Physiology	NKUA	Athens	4000.0	33.3	4	120.0	EL
1143	Ψυχιατροδικαστική	Forensic Psychiatry	NKUA	Athens	4000.0	33.3	4	120.0	EL

ID	Πρόγραμμα	Programme	Univ	City	Fee	EUR/ ECTS	Sem	ECTS	Lang
1113	Διασυνδετική Ψυχιατρική: Απαρτιωμένη Φροντίδα Σωματικής και Ψυχικής Υγείας	Liaison Psychiatry: Integrative Care of Physical and	NKUA	Athens	4000.0	33.3	4	120.0	EL
1117	Επεμβατική Καρδιολογία	Interventional Cardiology	NKUA	Athens	4000.0	33.3	4	120.0	EL
1144	Ψυχική Υγεία και Ψυχιατρική Παιδιών και Εφήβων	Child and Adolescent Mental Health and Psychiatry	NKUA	Athens	4000.0	33.3	4	120.0	EL
1119	Εφαρμοσμένη Εμβιομηχανική στην Ορθοπαιδική	Applied Biomechanics in Orthopaedics	NKUA	Athens	4000.0	33.3	4	120.0	EL
1687	Διαταραχή Αυτιστικού Φάσματος (Δ.Α.Φ.): Προαγωγή Υγείας, Πρώιμη Διάγνωση, Ειδική Εκπαίδευση, Ατομική και Κοινοτική Παρέμβαση	Autism Spectrum Disorders (ASD): Health Promotion, E	UNIWA	Athens	4000.0	33.3	4	120.0	EL
2228	«Χειρουργική Ογκολογία Δέρματος, Μαλακών Μορίων, Αγγειακών Ανωμαλιών»	“Surgical Oncology of the Skin, Soft Tissues, Vascul	AUTH	Thessaloniki	4000.0	44.4	3	90.0	EL
1682	Υπογονιμότητα - Τεχνικές Υποβοηθούμενης Αναπαραγωγής	Infertility - Assisted Reproduction Techniques	NKUA	Athens	4000.0	33.3	4	120.0	EL
1809	Αναζωογόνηση	Resuscitation	UNIWA	Athens	4000.0	33.3	4	120.0	MX
2239	Διαταραχή Ακουστικής Επεξεργασίας	Auditory Processing Disorder	AUTH	Thessaloniki	4000.0	44.4	3	90.0	EL
1587	Εφαρμογή των Ενδοσκοπικών Χειρουργικών Τεχνικών στην Γυναικολογία	Application of Endoscopic Surgical Techniques in Gyn	AUTH	Thessaloniki	4000.0	53.3	2	75.0	EN
1537	Cell and Gene Therapies: from bench to bedside and Good Manufacturing Practices	Cell and Gene Therapies: from bench to bedside and G	UPatras	Patra	4000.0	66.7	2	60.0	EN
2234	Εφαρμογές της Ψυχολογίας στην Υγεία	Psychological Applications in Health	AUTH	Thessaloniki	4000.0	53.3	2	75.0	EL
1512	Στατιστική και Αναλυτική Βιοϊατρικών Δεδομένων	Health Statistics and Data Analytics	AUTH	Thessaloniki	4000.0	44.4	3	90.0	EN
1070	Επιστήμες της Αγωγής μέσω Καινοτόμων Τεχνολογιών και Βιοϊατρικών Προσεγγίσεων	Education Sciences through Innovative Technologies a	UNIWA	Athens	3900.0	32.5	4	120.0	EL
1071	Έρευνα στη Γυναικεία Αναπαραγωγή	Research in Female Reproduction	NKUA	Athens	3600.0	30.0	4	120.0	EL
1129	Προαγωγή και Αγωγή Υγείας	Health Promotion and Education	NKUA	Athens	3600.0	30.0	4	120.0	EL
948	Έρευνα στη Γυναικεία Αναπαραγωγή	Research in Female Reproduction	UNIWA	Athens	3600.0	30.0	4	120.0	EL
1156	Νεοπλασματική Νόσος στον Άνθρωπο: Έρευνα και Κλινικοπαθολογοανατομική Προσέγγιση στα Πλαίσια της Εξατομικευμένης Ιατρικής (διαγωνση Και Στοχευμενη Θεραπεια)	Neoplastic Disease in Humans: Research and Clinicopa	NKUA	Athens	3600.0	30.0	4	120.0	EL
1158	Προαγωγή Ψυχικής Υγείας – Πρόληψη Ψυχιατρικών Διαταραχών	Mental Health Promotion – Prevention of Psychiatric	NKUA	Athens	3600.0	40.0	3	90.0	EL
1485	MSc in Host-Microbe Interaction	MSc in Host-Microbe Interaction	UThessaly	Volos	3600.0	48.0	2	75.0	EN
1610	Δημοσιά Υγεία	Public Health	UNIWA	Athens	3600.0	30.0	4	120.0	EL
1643	Φροντίδα και Υποστήριξη παίδων και εφήβων με ειδικές ανάγκες υγείας στην Κοινότητα	Care and Support for children and adolescents with s	UoP	Tripoli(s)	3600.0	40.0	3	90.0	EL
1338	Αγγειακά Εγκεφαλικά Επεισόδια	Stroke – Cerebrovascular Diseases	DUTH	Alexandroupoli	3600.0	30.0	4	120.0	EL
1147	Φυσιολογία της Γήρανσης και Γηριατρικά Σύνδρομα	Physiology of Aging and Geriatric Syndromes	NKUA	Athens	3600.0	40.0	3	90.0	EL
1696	Δερματοσκόπηση	Dermatoscopy	AUTH	Thessaloniki	3500.0	38.9	3	90.0	EL

ID	Πρόγραμμα	Programme	Univ	City	Fee	EUR/ ECTS	Sem	ECTS	Lang
2237	Κοινωνική-Προληπτική Ιατρική και Ποιότητα στη Φροντίδα Υγείας	Social-Preventive Medicine and Quality in Health Car	AUTH	Thessaloniki	3500.0	38.9	3	90.0	EL
1011	Διαχείριση Χρόνιων Νοσημάτων	Management of Chronic Diseases	UNIWA	Athens	3500.0	29.2	4	120.0	EL
1613	Εφαρμογές της Βιοϊατρικής Τεχνολογίας στην Υπογονιμότητα - Αντρικός και Γυναίκειος Παράγοντας	Applications of Biomedical Technology in Infertility	UNIWA	Athens	3500.0	38.9	3	90.0	EL
1229	Αναπαραγωγική Αναγεννητική Ιατρική	Reproductive Regenerative Medicine	NKUA	Athens	3300.0	36.7	3	90.0	EL
26	Σύγχρονη Πρόληψη και Αντιμετώπιση Παιδιατρικών Νοσημάτων	Modern Prevention and Treatment of Pediatric Disease	UThessaly	Larissa	3200.0	26.7	4	120.0	EL
1146	Χειρουργική Ογκολογία	Surgical Oncology	NKUA	Athens	3200.0	26.7	4	120.0	EL
1155	Μεταβολικά Νοσήματα των Οστών	Metabolic Bone Diseases	NKUA	Athens	3200.0	26.7	4	120.0	EL
966	Νέες Μέθοδοι στη Φυσικοθεραπεία	New Methods in Physiotherapy	UNIWA	Athens	3000.0	33.3	3	90.0	EL
958	Βιοιατρικές Μέθοδοι και Τεχνολογία στη Διάγνωση	Biomedical Sciences and Technology in Diagnosis	UNIWA	Athens	3000.0	25.0	4	120.0	EL
914	Πρωτοβάθμια Φροντίδα Υγείας	Primary Health Care	UThessaly	Larissa	3000.0	33.3	3	90.0	EL
893	Κλινική Φαρμακολογία και Θεραπευτική	Clinical Pharmacology and Therapeutics	DUTH	Alexandroupoli	3000.0	33.3	3	90.0	EL
952	Δημοσιά Διοίκηση - Δημόσιο Μάνατζμεντ	Public Administration - Public Management	UNIWA	Athens	3000.0	33.3	3	90.0	EL
1007	Λειτουργική Διαχείριση τραυματισμών σε Αθλητές και Ασκούμενους	Functional Treatment of Injuries in Athletes and Tra	DUTH	Komotini	3000.0	33.3	3	90.0	EL
1131	Μονάδες Εντατικής Θεραπείας	Intensive Care Units	NKUA	Athens	3000.0	25.0	4	120.0	EL
1116	Επιδημιολογία - Μεθοδολογία Έρευνας στις Βιοϊατρικές Επιστήμες, την Κλινική Πράξη και τη Δημόσια Υγεία	Epidemiology-Research Methodology in Biomedical Scie	NKUA	Athens	3000.0	33.3	3	90.0	EL
2266	Κριτική Σκέψη Και Ήπιες Δεξιότητες (Soft Skills) Στις Βιοϊατρικές Και Κοινωνικές Επιστήμες	Critical Thinking and Soft Skills in Biomedical and	AUTH	Thessaloniki	3000.0	40.0	2	75.0	EL
2262	Νευροεπιστήμες, Νευρογλωσσολογία και Εφαρμογές	Neurosciences, Neurolinguistics and Applications	AUTH	Thessaloniki	3000.0	25.0	4	120.0	EL
2261	Εφαρμοσμένη Γεροντολογία και Γηριατρική	Applied Gerontology and Geriatrics	AUTH	Thessaloniki	3000.0	33.3	3	90.0	EL
1684	Πρωτοβάθμια Φροντίδα Υγείας	Primary Health Care	DUTH	Alexandroupoli	3000.0	33.3	3	90.0	EL

Table 54.3a. Field 03 — programmes and criteria (continued, 3 of 4)

ID	Πρόγραμμα	Programme	Univ	City	Fee	EUR/ ECTS	Sem	ECTS	Lang
2258	Διοίκηση και Οργάνωση Υπηρεσιών Υγείας και Κοινωνικής Φροντίδας	Health And Social Care Services Management	AUTH	Thessaloniki	3000.0	40.0	2	75.0	EL
1686	Εφαρμοσμένες Καινοτομίες και Ψηφιακές Τεχνολογίες στην Υγεία	Applied Innovations and Digital Technologies in Heal	UNIWA	Athens	3000.0	33.3	3	90.0	EL
2265	Καρδιοπνευμονικές Εφαρμογές - Τεχνικές Εξωσωματικής Κυκλοφορίας	Advanced Cardiopulmonary Practice-Cardiovascular Per	AUTH	Thessaloniki	3000.0	33.3	3	90.0	EL
1576	Εφαρμοσμένη Βιοπληροφορική	Applied Bioinformatics	AUTH	Thessaloniki	3000.0	33.3	3	90.0	EN
2263	Εμβόλια και Λοιμώδη Νοσήματα	Vaccines and Infectious Diseases	AUTH	Thessaloniki	3000.0	40.0	2	75.0	EL
1555	Καρδιαγγειακή Νόσος	Cardiovascular Disease	AUTH	Thessaloniki	3000.0	33.3	3	90.0	EN

ID	Πρόγραμμα	Programme	Univ	City	Fee	EUR/ ECTS	Sem	ECTS	Lang
1599	Άσκηση και Φυσική Αποκατάσταση σε Ασθενείς με Καρδιαγγειακά Νοσήματα	Exercise and Exercise-based Cardiac Rehabilitation i	UoC	Heraklion	3000.0	33.3	3	90.0	EN
1609	Ηγεσία, Καινοτομία & Πολιτικές Άξιας στην Υγεία	Leadership, Innovation, and Value Based Health Polic	UNIWA	Athens	3000.0	33.3	3	90.0	EL
1515	Τρόφιμα, Διατροφή και Μικροβίωμα	Food, Nutrition and Microbiome	DUTH	Alexandroupoli	3000.0	33.3	3	90.0	EN
1125	Ρευματολογία - Μυοσκελετική Υγεία	Rheumatology-musculoskeletal Health	NKUA	Athens	3000.0	33.3	3	90.0	EL
1115	Ελάχιστα Επεμβατική Χειρουργική, Ρομποτική Χειρουργική και Τηλεχειρουργική	Minimally Invasive Surgery, Robotic Surgery and Tele	NKUA	Athens	3000.0	33.3	3	90.0	EL
1145	Χειρουργική Ανατομία	Surgical Anatomy	NKUA	Athens	3000.0	33.3	3	90.0	EL
1112	Αναπνευστική Ανεπάρκεια και Μηχανικός Αερισμός	Respiratory Failure and Mechanical Ventilation	NKUA	Athens	3000.0	25.0	4	120.0	EL
1096	Αντιμετώπιση Εξαρτήσεων - Εξαρτησιολογία	Addictology	NKUA	Athens	3000.0	33.3	3	90.0	EL
1037	Ανθρώπινη Αναπαραγωγή	Human Reproduction	DUTH	Alexandroupoli	3000.0	50.0	2	60.0	EL
1033	Γενετική του Ανθρώπου	Human Genetics	UThessaly	Larissa	3000.0	40.0	2	75.0	EL
1335	Μεθοδολογία Βιοϊατρικής Έρευνας, Βιοστατιστική και Κλινική Βιοπληροφορική	Research Methodology in Biomedicine, Biostatistics a	UThessaly	Larissa	3000.0	40.0	2	75.0	EL
1342	Κοινωνική Ψυχιατρική	Social Psychiatry	DUTH	Alexandroupoli	3000.0	25.0	4	120.0	EL
1611	Σύγχρονες Εφαρμογές στην Ιατρική Απεικόνιση	Current Applications in Medical Imaging	UNIWA	Athens	3000.0	33.3	3	90.0	EL
1614	Κλινική Οπτομετρία και Όραση	Clinical Optometry and Vision	UNIWA	Athens	3000.0	33.3	3	90.0	EL
1730	Διαγνωστική και Θεραπευτική Προσέγγιση του Διαβητικού Ποδιού	Diagnostic and Therapeutic Approach To Diabetic Foot	UThessaly	Larissa	3000.0		3		EL
1341	Ογκολογία: Από την Ογκογένεση έως την Θεραπεία	Oncology: From Oncogenesis to Therapy	UoC	Heraklion	3000.0	33.3	3	90.0	EL
1357	Η Διατροφή στην Υγεία και στη Νόσο	Nutrition in Health and Disease	UThessaly	Larissa	3000.0	33.3	3	90.0	EL
1360	Διαχείριση και Αποκατάσταση Βαρέως Πάσχοντα	Management and Rehabilitation of Patients in Critica	UThessaly	Larissa	3000.0	25.0	4	120.0	EL
1366	Βιολογια της Αναπαραγωγης - Βιοδεικτες στη Μαιευτικη και Γυναικολογια - Περιγεννητικη Ιατρικη	Biology of Reproduction - Biomarkers in Obstetrics a	UThessaly	Larissa	3000.0	50.0	2	60.0	EL
1349	Κλινική - Χειρουργική Ανατομία	Clinical - Surgical Anatomy	DUTH	Alexandroupoli	3000.0	33.3	3	90.0	EL
1207	Αποκατάσταση Βλάβων Νωτιαίου Μυελού. Διαχείριση του Πόνου Σπονδυλικής Προέλευσης	Treatment and Rehabilitation of Spinal Cord Lesions.	NKUA	Athens	3000.0	25.0	4	120.0	EL
1188	Κοινοτική Νοσηλευτική και Νοσηλευτική Δημοσιάς Υγείας	Community and Public Health Nursing	UNIWA	Athens	3000.0	33.3	3	90.0	EL
1808	Προχωρημένη Αισθητική και Κοσμητολογία: Ανάπτυξη-Ποιοτικός Έλεγχος και Ασφάλεια Νέων Καλλυντικών Προϊόντων	Advanced Aesthetics and Cosmetic Science: Developmen	UNIWA	Athens	2900.0	32.2	3	90.0	EN
1577	Περιβαλλοντική Υγεία και Επικοινωνία στη Γενική και Ειδική Εκπαίδευση	Environmental Health and Communication in General an	UNIWA	Athens	2850.0	31.7	3	90.0	EN
1222	Άθληση και Υγεία	Sports and Health	AUTH	Thessaloniki	2800.0	23.3	4	120.0	EL
1214	Παθολογία της Κύησης	High Risk Pregnancy	NKUA	Athens	2800.0	23.3	4	120.0	EL
915	Άσκηση, Εργοσπιρομετρία και Αποκατάσταση	Exercise Physiology, Cardiopulmonary Exercise Testin	UThessaly	Larissa	2800.0	31.1	3	90.0	EL

ID	Πρόγραμμα	Programme	Univ	City	Fee	EUR/ ECTS	Sem	ECTS	Lang
1693	Διαμεθοδικές Κοινωνικές Παρεμβάσεις σε Καταστάσεις Κρίσης	Interdisciplinary Social Interventions in Crisis Sit	HMU	Heraklion	2700.0	30.0	3	90.0	EL
1557	Διεπιστημονική Διαχείριση των Χρόνιων Νοσημάτων, της Αναπηρίας και της Γήρανσης	Interdisciplinary Management of Chronic Diseases, Di	HMU	Heraklion	2700.0	30.0	3	90.0	EL
1554	Βιοϊατρική Πληροφορική	Biomedical Informatics	DUTH	Alexandroupoli	2700.0	30.0	3	90.0	EL
2260	Υγεία και Περιβαλλοντικοί Παράγοντες	Health and Environmental Factors	AUTH	Thessaloniki	2700.0	30.0	3	90.0	EL
1394	Δημόσια Υγεία	Public Health	UPatras	Patra	2700.0	30.0	3	90.0	EL
1111	Επιστήμη Δεδομένων και Τεχνολογίες Πληροφορίας	Data Science and Information Technologies	NKUA	Athens	2700.0	30.0	3	90.0	EN
1045	Αθλητικός Τουρισμός, Οργάνωση Δρώμενων, Χορός	Sport Tourism, Event Management, Dance	DUTH	Komotini	2700.0	30.0	3	90.0	EL
2232	Προκαρκινικές Παθήσεις στη Γυναικολογία	Premalignant diseases in Gynecology	AUTH	Thessaloniki	2500.0	27.8	3	90.0	EL
1612	Σύγχρονη Προσθετική Οδοντικής Τεχνολογίας	Advanced Prosthetics in Dental Technology	UNIWA	Athens	2500.0	27.8	3	90.0	EL
1301	Μεθοδολογία της Σύγχρονης Αντιμετώπισης της Νεφρικής Ανεπάρκειας	Methodology of modern treatment of renal failure	DUTH	Alexandroupoli	2500.0	27.8	3	90.0	EL
1361	Δεοντολογία και Ηθική στις Βιοϊατρικές Επιστήμες	Deontology and Ethics in Biomedical Sciences	UThessaly	Larissa	2500.0	27.8	3	90.0	EL
2231	Εμβρυομητρική Ιατρική	Fetal Maternal Medicine	AUTH	Thessaloniki	2500.0	27.8	3	90.0	EL
1100	Επεμβατική Ακτινολογία	Interventional Radiology	NKUA	Athens	2400.0	20.0	4	120.0	EL
945	Προηγμένη και Τεκμηριωμένη Μαιευτική Φροντίδα	Advanced and Evidence Based Midwifery Care	UNIWA	Athens	2400.0	26.7	3	90.0	EL
1157	Περιβάλλον και Υγεία. Διαχείριση Περιβαλλοντικών Θεμάτων με Επιπτώσεις στην Υγεία.	Environment and Health. Management of Environmental	NKUA	Athens	2400.0	26.7	3	90.0	EL
1339	Επείγουσα και Εντατική Θεραπεία Παίδων, Εφήβων και Νέων	Emergencies and Intensive Care in Children, Adolesce	UoC	Heraklion	2400.0	26.7	3	90.0	EL
1210	Ιστορία της Ιατρικής και Βιολογική Ανθρωπολογία: Υγεία, Νόσος και Φυσική Επιλογή	History of Medicine and Biological Anthropology: Hea	AUTH	Thessaloniki	2400.0	26.7	4	90.0	EL

Table 54.3a. Field 03 — programmes and criteria (continued, 4 of 4)

ID	Πρόγραμμα	Programme	Univ	City	Fee	EUR/ ECTS	Sem	ECTS	Lang
1204	Κλινικές Μελέτες: Σχεδιασμός και Εκτέλεση	Clinical Trials: Design and Conduct	NKUA	Athens	2250.0	25.0	3	90.0	EL
1511	Βιοϊατρική Μηχανική	Biomedical Engineering	AUTH	Thessaloniki	2250.0	25.0	3	90.0	EN
1645	Προαγωγή Υγείας στην Τρίτη Ηλικία	Health Promotion in Third Age	UNIWA	Athens	2250.0	25.0	3	90.0	EL
1575	Περιβαλλοντική Επικοινωνία και Προαγωγή Υγείας	Environmental Communication and Health Promotion	UNIWA	Athens	2250.0	25.0	3	90.0	EN
1605	Επιδημιολογία και Προαγωγή Υγείας	Epidemiology and Public Health	UNIWA	Athens	2250.0	25.0	3	90.0	EL
1647	Ιστορία, Ηθική και Κοινωνιολογία της Ιατρικής	History, Ethics and Sociology of Medicine	NKUA	Athens	2200.0	36.7	2	60.0	EL
1733	Τεχνολογίες Αιχμής στις Επιστήμες της Όρασης	Cutting Edge Technologies in Vision Sciences	UoC	Heraklion	2200.0	18.3	4	120.0	EN
1617	Εξατομικευμένη Ιατρική	Personalized Medicine	UPatras	Patra	2000.0	33.3	2	60.0	EN
1122	Νανοϊατρική	MSc in Nanomedicine	NKUA	Athens	2000.0	26.7	2	75.0	EN
1151	Ιατρική Γενετική: Κλινική και Εργαστηριακή Κατεύθυνση	Medical Genetics: Clinical and Laboratory Direction	NKUA	Athens	2000.0	22.2	3	90.0	EL
1648	Πρόληψη και Έλεγχος Κλινικά Σοβαρών Λοιμώξεων σε Μονάδες Υγείας	Prevention and Mananegement of Critical Infections i	UThessaly	Larissa	2000.0	22.2	3	90.0	EL

ID	Πρόγραμμα	Programme	Univ	City	Fee	EUR/ ECTS	Sem	ECTS	Lang
1340	Μοριακή Βάση των Νοσημάτων του Ανθρώπου	Molecular Basis of Human Diseases	UoC	Heraklion	2000.0	16.7	4	120.0	EN
1459	Θεραπευτικές Επιλογές και Διαχείριση Επειγουσών Αγγειοχειρουργικών Παθήσεων	Treatment Options and Management of Vascular Surgery	AUTH	Thessaloniki	2000.0	26.7	2	75.0	EL
1153	Ενδαγγειακές Τεχνικές	Endovascular Techniques	NKUA	Athens	2000.0	22.2	3	90.0	EL
1267	Δημόσια Υγεία - Πρωτοβάθμια Φροντίδα Υγείας - Υπηρεσίες Υγείας	Public Health - Primary Health Care - Health Service	UoC	Heraklion	2000.0	16.7	4	120.0	EL
1154	Ιατρική Φυσική - Ακτινοφυσική	Medical Physics - Radiation Physics	NKUA	Athens	2000.0	22.2	3	90.0	EL
1544	Βιοϊατρική Μηχανική και Τεχνολογία	Biomedical Engineering and Technology	UNIWA	Athens	2000.0	22.2	3	90.0	EN
1625	Έρευνα και Καινοτομία στις Επιστήμες Υγείας	Research and Innovation in Health Sciences	DUTH	Alexandroupoli	2000.0	26.7	2	75.0	EL
1190	Κοσμητολογία – Παρασκευή και Αξιολόγηση Καλλυντικών Προϊόντων	Cosmetology - Preparation and Evaluation of Cosmetic	UPatras	Patra	1800.0	20.0	3	90.0	EL
2259	Σύγχρονες Ιατρικές Πράξεις Δικαιϊκή Ρύθμιση και Βιοηθική Διάσταση	Contemporary Medical Acts: Legal Regulation and Bioe	AUTH	Thessaloniki	1800.0	20.0	3	90.0	EL
2264	Χειρουργική θυρεοειδούς και παραθυρεοειδών αδένων	Surgery of the Thyroid and Parathyroid Glands	AUTH	Thessaloniki	1799.0	20.0	3	90.0	EL
1479	Βοϊατρική Μηχανική	MSc in Biomedical Engineering	UoC	Heraklion	1500.0	16.7	3	90.0	EN
1336	Εμβόλια και Πρόληψη Λοιμώξεων	Vaccines and Prevention of Infectious Diseases	UoC	Heraklion	1500.0	16.7	3	90.0	EN
2256	Βασικές και Εφαρμοσμένες Νευροεπιστήμες	Basic and Applied Neurosciences	AUTH	Thessaloniki	1250.0	16.7	2	75.0	EL
1519	Νευροεπιστήμες	Neurosciences	UoC	Heraklion	1000.0	8.3	4	120.0	EN
1553	Ιατρική Μηχανική και Πληροφορική	Medical Engineering and Informatics	AUTH	Thessaloniki	1000.0	13.3	2	75.0	EN
1280	Επιστήμη, Τεχνολογία, Κοινωνία — Σπουδές Επιστήμης και Τεχνολογίας	MSc in Science, Technology, Society—Science and Tech	NKUA	Athens	1000.0	16.7	2	60.0	EN
1023	Νοσηλευτική Φροντίδα Ενηλίκων	Adult Nursing	UOI	Ioannina	0.0	0.0	4	120.0	EL
1150	Ανακάλυψη και Ανάπτυξη Φαρμάκων	Drug discovery and development	UPatras	Patra	0.0	0.0	3	90.0	EL
870	Κλινικές Εφαρμογές Μοριακής Ιατρικής	Clinical Application of Molecular Medicine	UThessaly	Larissa	0.0	0.0	2	60.0	EL
1010	Πληροφορική Επιστημών Ζωής	Life Sciences Informatics	UPatras	Patra	0.0	0.0	3	90.0	EL
1076	Μοριακή - Κυτταρική Βιολογία και Βιοτεχνολογία	Molecular Cellular Biology and Biotechnology	UOI	Ioannina	0.0	0.0	3	90.0	EN
1041	Ιατρική Φυσική – Ακτινοφυσική	Medical Physics – Radiation Physics	UPatras	Patra	0.0	0.0	3	90.0	EN
1232	Βιοϊατρικές Επιστήμες	Biomedical Sciences	UPatras	Patra	0.0	0.0	4	120.0	EL
1392	Χειρουργικές Επιστήμες	Surgical Sciences	UoC	Heraklion	0.0	0.0	2	60.0	EL
1391	Αιματολογία - Ογκολογία Παιδιών και Εφήβων	Hematology - Oncology of Childhood and Adolescence	UoC	Heraklion	0.0	0.0	3	90.0	EL
1328	Εγκέφαλος & Νους	Brain & Mind	UoC	Heraklion	0.0	0.0	4	120.0	EN
1261	Βιοπληροφορική	Bioinformatics	UoC	Heraklion	0.0	0.0	4	120.0	EL
1212	Δημόσια Υγεία και Πολιτική Υγείας	Public Health and Health Policy	AUTH	Thessaloniki	0.0	0.0	4	120.0	EL
1213	Πρωτοβάθμια Φροντίδα Υγείας	Primary Health Care	AUTH	Thessaloniki	0.0	0.0	4	120.0	EL
1571	Δημόσια Υγεία - Πολιτική Υγείας	Public Health - Health Policy	AUTH	Thessaloniki	0.0	0.0	4	120.0	EL
2229	Καρδιονεφρομεταβολικά Νοσήματα : η σύνδεση της Τεκμηριωμένης Ιατρικής με την Ιατρική Ακριβείας	Cardionephrometabolic Diseases: the link between Evi	AUTH	Thessaloniki	0.0	0.0	3	90.0	MX

Table 54.3b. Field 03 — fee, research standing and paired ranks (continued, 1 of 4)

ID	Programme	Univ	Fee	Mean h	PC1	rF	rC	rE	rR	Δ
1578	Postgraduate Program in Orthodontics	AUTH	47600.0	16.3	-0.56	1	1.0	1.0	170.0	169.0
1563	Paediatric Dentistry	AUTH	21000.0	16.3	-0.56	2	2.0	2.0	170.0	168.0
1367	Pathology and Therapeutics of Dental and Periodontal	NKUA	18000.0	12.9	-1.37	3	3.0	2.0	186.0	183.0
1368	Prosthodontics - Orofacial Pain	NKUA	9000.0	12.9	-1.37	4	16.0	2.0	186.0	182.0
1520	Nanomedicines for drug delivery - NANOMED	UPatras	9000.0	18.6	-0.26	4	4.0	7.0	157.0	153.0
1120	Stress Science and Health Promotion	NKUA	8000.0	30.6	3.31	6	5.0	7.0	2.0	-4.0
1365	Community Dentistry, Prevention and Oral Health	NKUA	8000.0	12.9	-1.37	6	24.0	2.0	186.0	180.0
1569	MSc in Lifestyle Medicine	UThessaly	6000.0	20.9	0.67	8	5.0	85.0	128.0	120.0
1510	Dental & Craniofacial Bioengineering and Applied Bio	AUTH	6000.0	16.3	-0.56	8	5.0	85.0	170.0	162.0
1624	MSc in Public Health and Epidemiology	UThessaly	6000.0	21.3	0.81	8	16.0	7.0	109.0	101.0
1465	New Technology and Minimal Invasive Techniques in Ga	NKUA	5500.0	30.6	3.31	11	23.0	7.0	2.0	-9.0
1602	Forensic Medicine, Anthropology and Imaging	UoC	5500.0	24.4	1.53	11	11.0	85.0	67.0	56.0
1513	MSc in Human Reproduction	AUTH	5000.0	23.0	0.83	13	5.0	169.0	82.0	69.0
985	Medical Research Methodology	AUTH	5000.0	23.0	0.83	13	5.0	169.0	82.0	69.0
1460	Precision Medicine - Translation Research and Therap	AUTH	5000.0	23.0	0.83	13	30.0	7.0	82.0	69.0
1464	Fetal Maternal Medicine	NKUA	5000.0	30.6	3.31	13	30.0	7.0	2.0	-11.0
1322	Applied Nutrition and Dietetics	HUA	5000.0	31.7	6.26	13	12.0	85.0	1.0	-12.0
1405	Counselling	NKUA	5000.0			13	30.0	7.0		
1649	MSc Vascular Ultrasound in Diagnosis and Management	UThessaly	5000.0	21.3	0.81	13	12.0	85.0	109.0	96.0
1141	Psychodynamic Psychotherapy in Medical Settings	NKUA	4800.0	30.6	3.31	20	33.0	7.0	2.0	-18.0
1205	Development of New Drugs: Research, Launch and Acces	NKUA	4500.0	30.6	3.31	21	16.0	85.0	2.0	-19.0
1618	Stem Cells and Regenerative Medicine	AUTH	4500.0	23.0	0.83	21	45.0	7.0	82.0	61.0
977	Clinical and Industrial Pharmacology - Clinical Toxi	AUTH	4500.0	23.0	0.83	21	16.0	85.0	82.0	61.0
1369	Oral Pathology, Surgery and Radiology	NKUA	4200.0	12.9	-1.37	24	156.0	2.0	186.0	162.0
1503	European Master in Sport and Exercise Psychology	UThessaly	4200.0	21.3	0.81	24	48.0	7.0	109.0	85.0
1114	General Pediatrics and Pediatric Subspecialties: Cli	NKUA	4000.0	30.6	3.31	26	49.0	7.0	2.0	-24.0
1121	Clinical Neurophysiology	NKUA	4000.0	30.6	3.31	26	49.0	7.0	2.0	-24.0
1124	Thrombosis - Bleeding - Tranfusion Medicine	NKUA	4000.0	30.6	3.31	26	49.0	7.0	2.0	-24.0
1080	Intensive Care Units - Cardiology, Medical and Nursi	UNIWA	4000.0	14.1	-0.91	26	49.0	7.0	175.0	149.0
1095	Arterial Hypertension and Related Cardiovascular-Kid	NKUA	4000.0	30.6	3.31	26	49.0	7.0	2.0	-24.0
8	Biomedical and Molecular Sciences - Diagnosis and Tr	DUTH	4000.0	17.8	-0.1	26	49.0	7.0	154.0	128.0
1021	Nutrition and Dietetics	IHU	4000.0	29.5	2.23	26	24.0	85.0	65.0	39.0
1159	Strategies of Developmntal and Adolescent Health	NKUA	4000.0	30.6	3.31	26	49.0	7.0	2.0	-24.0
1160	Pediatric Inectious Diseases	NKUA	4000.0	30.6	3.31	26	49.0	7.0	2.0	-24.0
1152	Intensive Care Units-cardiology, Medicalandnursingca	NKUA	4000.0	29.8	3.2	26	49.0	7.0	59.0	33.0
1161	Global Health - Disaster Medicine	NKUA	4000.0	30.6	3.31	26	49.0	7.0	2.0	-24.0
1208	Neuroimmunology	AUTH	4000.0	22.9	0.89	26	49.0	7.0	81.0	55.0
1211	Occupational, Environmental, and Pharmaceytical Risk	NKUA	4000.0	30.6	3.31	26	49.0	7.0	2.0	-24.0
1259	Sleep - Related Breathing Disorders - Laboratory and	NKUA	4000.0	30.6	3.31	26	49.0	7.0	2.0	-24.0
1231	Audiology and Neurotology	NKUA	4000.0	30.6	3.31	26	49.0	7.0	2.0	-24.0
1162	Resuscitation	NKUA	4000.0	30.6	3.31	26	49.0	7.0	2.0	-24.0
1203	Disease of the nose, maxillofacial area and cranial	UPatras	4000.0	19.6	0.44	26	24.0	85.0	135.0	109.0
1395	Athens International Program in Neurosciences	NKUA	4000.0	29.8	3.14	26	49.0	7.0	60.0	34.0
1140	Cardiopulmonary Rehabilitation and Rehabilitation of	NKUA	4000.0	30.6	3.31	26	49.0	7.0	2.0	-24.0
1142	MSc in Molecular Biomedicine: Mechanisms of Disease,	NKUA	4000.0	27.3	2.54	26	49.0	7.0	64.0	38.0
1149	Molecular Biopathology	NKUA	4000.0	30.6	3.31	26	49.0	7.0	2.0	-24.0
1099	Algology: Pain Management, Diagnosis and Treatment,	NKUA	4000.0	30.6	3.31	26	49.0	7.0	2.0	-24.0
1133	Pediatric Respiratory Medicine	NKUA	4000.0	30.6	3.31	26	49.0	7.0	2.0	-24.0
1123	Clinical Ergospirometry, Exercise, Advanced Technolo	NKUA	4000.0	30.6	3.31	26	49.0	7.0	2.0	-24.0
1134	Exercise & Health	NKUA	4000.0	30.6	3.31	26	49.0	7.0	2.0	-24.0

Table 54.3b. Field 03 — fee, research standing and paired ranks (continued, 2 of 4)

ID	Programme	Univ	Fee	Mean h	PC1	rF	rC	rE	rR	Δ
1136	Diabets Mellitus and Obesity	NKUA	4000.0	30.6	3.31	26	49.0	7.0	2.0	-24.0
1135	Biostatistics	NKUA	4000.0	30.6	3.31	26	49.0	7.0	2.0	-24.0
1137	Update in Diagnosis in Dermatology and Allergiology	NKUA	4000.0	30.6	3.31	26	49.0	7.0	2.0	-24.0
1139	Thoracic Oncology: Current Basic and Clinical Approa	NKUA	4000.0	30.6	3.31	26	49.0	7.0	2.0	-24.0

ID	Programme	Univ	Fee	Mean h	PC1	rF	rC	rE	rR	Δ
1130	Molecular and Applied Physiology	NKUA	4000.0	30.6	3.31	26	49.0	7.0	2.0	-24.0
1143	Forensic Psychiatry	NKUA	4000.0	30.6	3.31	26	49.0	7.0	2.0	-24.0
1113	Liaison Psychiatry: Integrative Care of Physical and	NKUA	4000.0	30.6	3.31	26	49.0	7.0	2.0	-24.0
1117	Interventional Cardiology	NKUA	4000.0	30.6	3.31	26	49.0	7.0	2.0	-24.0
1144	Child and Adolescent Mental Health and Psychiatry	NKUA	4000.0	30.6	3.31	26	49.0	7.0	2.0	-24.0
1119	Applied Biomechanics in Orthopaedics	NKUA	4000.0	30.6	3.31	26	49.0	7.0	2.0	-24.0
1687	Autism Spectrum Disorders (ASD): Health Promotion, E	UNIWA	4000.0	14.0	-0.4	26	49.0	7.0	160.0	134.0
2228	“Surgical Oncology of the Skin, Soft Tissues, Vascul	AUTH	4000.0	23.0	0.83	26	24.0	85.0	82.0	56.0
1682	Infertility - Assisted Reproduction Techniques	NKUA	4000.0	30.6	3.31	26	49.0	7.0	2.0	-24.0
1809	Resuscitation	UNIWA	4000.0	12.8	-0.87	26	49.0	7.0	174.0	148.0
2239	Auditory Processing Disorder	AUTH	4000.0	23.0	0.83	26	24.0	85.0	82.0	56.0
1587	Application of Endoscopic Surgical Techniques in Gyn	AUTH	4000.0	23.0	0.83	26	14.0	169.0	82.0	56.0
1537	Cell and Gene Therapies: from bench to bedside and G	UPatras	4000.0	19.6	0.44	26	5.0	184.0	135.0	109.0
2234	Psychological Applications in Health	AUTH	4000.0	23.0	0.83	26	14.0	169.0	82.0	56.0
1512	Health Statistics and Data Analytics	AUTH	4000.0	23.0	0.83	26	24.0	85.0	82.0	56.0
1070	Education Sciences through Innovative Technologies a	UNIWA	3900.0	11.5	-1.04	70	111.0	7.0	178.0	108.0
1071	Research in Female Reproduction	NKUA	3600.0	29.6	3.14	71	115.0	7.0	61.0	-10.0
1129	Health Promotion and Education	NKUA	3600.0	30.6	3.31	71	115.0	7.0	2.0	-69.0
948	Research in Female Reproduction	UNIWA	3600.0	13.2	-0.43	71	115.0	7.0	166.0	95.0
1156	Neoplastic Disease in Humans: Research and Clinicopa	NKUA	3600.0	30.6	3.31	71	115.0	7.0	2.0	-69.0
1158	Mental Health Promotion – Prevention of Psychiatric	NKUA	3600.0	30.6	3.31	71	33.0	85.0	2.0	-69.0
1485	MSc in Host-Microbe Interaction	UThessaly	3600.0			71	22.0	169.0		
1610	Public Health	UNIWA	3600.0	15.4	0.07	71	115.0	7.0	152.0	81.0
1643	Care and Support for children and adolescents with s	UoP	3600.0	15.9	1.56	71	33.0	85.0	66.0	-5.0
1338	Stroke – Cerebrovascular Diseases	DUTH	3600.0	18.8	0.13	71	115.0	7.0	142.0	71.0
1147	Physiology of Aging and Geriatric Syndromes	NKUA	3600.0	30.6	3.31	71	33.0	85.0	2.0	-69.0
1696	Dermatoscopy	AUTH	3500.0	23.0	0.83	81	42.0	85.0	82.0	1.0
2237	Social-Preventive Medicine and Quality in Health Car	AUTH	3500.0	23.0	0.83	81	42.0	85.0	82.0	1.0
1011	Management of Chronic Diseases	UNIWA	3500.0	14.1	-0.91	81	128.0	7.0	175.0	94.0
1613	Applications of Biomedical Technology in Infertility	UNIWA	3500.0	11.5	-1.04	81	42.0	85.0	178.0	97.0
1229	Reproductive Regenerative Medicine	NKUA	3300.0	30.6	3.31	85	46.0	85.0	2.0	-83.0
26	Modern Prevention and Treatment of Pediatric Disease	UThessaly	3200.0	21.3	0.81	86	134.0	7.0	109.0	23.0
1146	Surgical Oncology	NKUA	3200.0	30.6	3.31	86	134.0	7.0	2.0	-84.0
1155	Metabolic Bone Diseases	NKUA	3200.0	30.6	3.31	86	134.0	7.0	2.0	-84.0
966	New Methods in Physiotherapy	UNIWA	3000.0	12.2	-1.09	89	49.0	85.0	185.0	96.0
958	Biomedical Sciences and Technology in Diagnosis	UNIWA	3000.0	11.5	-1.04	89	144.0	7.0	178.0	89.0
914	Primary Health Care	UThessaly	3000.0	21.3	0.81	89	49.0	85.0	109.0	20.0
893	Clinical Pharmacology and Therapeutics	DUTH	3000.0	18.8	0.13	89	49.0	85.0	142.0	53.0
952	Public Administration - Public Management	UNIWA	3000.0	14.8	-0.12	89	49.0	85.0	156.0	67.0
1007	Functional Treatment of Injuries in Athletes and Tra	DUTH	3000.0			89	49.0	85.0		
1131	Intensive Care Units	NKUA	3000.0	30.6	3.31	89	144.0	7.0	2.0	-87.0
1116	Epidemiology-Research Methodology in Biomedical Scie	NKUA	3000.0	30.6	3.31	89	49.0	85.0	2.0	-87.0
2266	Critical Thinking and Soft Skills in Biomedical and	AUTH	3000.0	21.9	0.6	89	33.0	169.0	131.0	42.0
2262	Neurosciences, Neurolinguistics and Applications	AUTH	3000.0	21.8	0.55	89	144.0	7.0	132.0	43.0
2261	Applied Gerontology and Geriatrics	AUTH	3000.0	23.0	0.83	89	49.0	85.0	82.0	-7.0
1684	Primary Health Care	DUTH	3000.0	18.8	0.13	89	49.0	85.0	142.0	53.0

Table 54.3b. Field 03 — fee, research standing and paired ranks (continued, 3 of 4)

ID	Programme	Univ	Fee	Mean h	PC1	rF	rC	rE	rR	Δ
2258	Health And Social Care Services Management	AUTH	3000.0	21.2	0.5	89	33.0	169.0	133.0	44.0
1686	Applied Innovations and Digital Technologies in Heal	UNIWA	3000.0	14.0	-0.4	89	49.0	85.0	160.0	71.0
2265	Advanced Cardiopulmonary Practice-Cardiovascular Per	AUTH	3000.0	23.0	0.83	89	49.0	85.0	82.0	-7.0
1576	Applied Bioinformatics	AUTH	3000.0	22.1	0.78	89	49.0	85.0	124.0	35.0
2263	Vaccines and Infectious Diseases	AUTH	3000.0	23.0	0.83	89	33.0	169.0	82.0	-7.0
1555	Cardiovascular Disease	AUTH	3000.0	23.0	0.83	89	49.0	85.0	82.0	-7.0
1599	Exercise and Exercise-based Cardiac Rehabilitation i	UoC	3000.0	24.4	1.53	89	49.0	85.0	67.0	-22.0
1609	Leadership, Innovation, and Value Based Health Polic	UNIWA	3000.0	15.4	0.07	89	49.0	85.0	152.0	63.0
1515	Food, Nutrition and Microbiome	DUTH	3000.0	18.8	0.13	89	49.0	85.0	142.0	53.0
1125	Rheumatology-musculoskeletal Health	NKUA	3000.0	30.6	3.31	89	49.0	85.0	2.0	-87.0

ID	Programme	Univ	Fee	Mean h	PC1	rF	rC	rE	rR	Δ
1115	Minimally Invasive Surgery, Robotic Surgery and Tele	NKUA	3000.0	30.6	3.31	89	49.0	85.0	2.0	-87.0
1145	Surgical Anatomy	NKUA	3000.0	30.6	3.31	89	49.0	85.0	2.0	-87.0
1112	Respiratory Failure and Mechanical Ventilation	NKUA	3000.0	30.6	3.31	89	144.0	7.0	2.0	-87.0
1096	Addictology	NKUA	3000.0	30.6	3.31	89	49.0	85.0	2.0	-87.0
1037	Human Reproduction	DUTH	3000.0	18.8	0.13	89	16.0	184.0	142.0	53.0
1033	Human Genetics	UThessaly	3000.0	21.3	0.81	89	33.0	169.0	109.0	20.0
1335	Research Methodology in Biomedicine, Biostatistics a	UThessaly	3000.0	21.3	0.81	89	33.0	169.0	109.0	20.0
1342	Social Psychiatry	DUTH	3000.0	18.8	0.13	89	144.0	7.0	142.0	53.0
1611	Current Applications in Medical Imaging	UNIWA	3000.0	11.5	-1.04	89	49.0	85.0	178.0	89.0
1614	Clinical Optometry and Vision	UNIWA	3000.0	11.5	-1.04	89	49.0	85.0	178.0	89.0
1730	Diagnostic and Therapeutic Approach To Diabetic Foot	UThessaly	3000.0	21.3	0.81	89			109.0	20.0
1341	Oncology: From Oncogenesis to Therapy	UoC	3000.0	23.5	1.38	89	49.0	85.0	78.0	-11.0
1357	Nutrition in Health and Disease	UThessaly	3000.0	21.3	0.81	89	49.0	85.0	109.0	20.0
1360	Management and Rehabilitation of Patients in Critica	UThessaly	3000.0	21.3	0.81	89	144.0	7.0	109.0	20.0
1366	Biology of Reproduction - Biomarkers in Obstetrics a	UThessaly	3000.0	21.3	0.81	89	16.0	184.0	109.0	20.0
1349	Clinical - Surgical Anatomy	DUTH	3000.0	18.8	0.13	89	49.0	85.0	142.0	53.0
1207	Treatment and Rehabilitation of Spinal Cord Lesions.	NKUA	3000.0	30.6	3.31	89	144.0	7.0	2.0	-87.0
1188	Community and Public Health Nursing	UNIWA	3000.0	14.1	-0.91	89	49.0	85.0	175.0	86.0
1808	Advanced Aesthetics and Cosmetic Science: Developmen	UNIWA	2900.0	11.5	-1.04	129	112.0	85.0	178.0	49.0
1577	Environmental Health and Communication in General an	UNIWA	2850.0	14.0	-0.4	130	113.0	85.0	160.0	30.0
1222	Sports and Health	AUTH	2800.0	23.0	0.83	131	156.0	7.0	82.0	-49.0
1214	High Risk Pregnancy	NKUA	2800.0	30.6	3.31	131	156.0	7.0	2.0	-129.0
915	Exercise Physiology, Cardiopulmonary Exercise Testin	UThessaly	2800.0	21.3	0.81	131	114.0	85.0	109.0	-22.0
1693	Interdisciplinary Social Interventions in Crisis Sit	HMU	2700.0	15.8	-0.52	134	115.0	85.0	168.0	34.0
1557	Interdisciplinary Management of Chronic Diseases, Di	HMU	2700.0	15.8	-0.52	134	115.0	85.0	168.0	34.0
1554	Biomedical Informatics	DUTH	2700.0	18.8	0.13	134	115.0	85.0	142.0	8.0
2260	Health and Environmental Factors	AUTH	2700.0	22.8	0.75	134	115.0	85.0	126.0	-8.0
1394	Public Health	UPatras	2700.0	19.6	0.44	134	115.0	85.0	135.0	1.0
1111	Data Science and Information Technologies	NKUA	2700.0	28.2	2.81	134	115.0	85.0	63.0	-71.0
1045	Sport Tourism, Event Management, Dance	DUTH	2700.0	17.8	-0.1	134	115.0	85.0	154.0	20.0
2232	Premalignant diseases in Gynecology	AUTH	2500.0	23.0	0.83	141	129.0	85.0	82.0	-59.0
1612	Advanced Prosthetics in Dental Technology	UNIWA	2500.0	11.5	-1.04	141	129.0	85.0	178.0	37.0
1301	Methodology of modern treatment of renal failure	DUTH	2500.0	18.8	0.13	141	129.0	85.0	142.0	1.0
1361	Deontology and Ethics in Biomedical Sciences	UThessaly	2500.0	21.3	0.81	141	129.0	85.0	109.0	-32.0
2231	Fetal Maternal Medicine	AUTH	2500.0	23.0	0.83	141	129.0	85.0	82.0	-59.0
1100	Interventional Radiology	NKUA	2400.0	30.6	3.31	146	164.0	7.0	2.0	-144.0
945	Advanced and Evidence Based Midwifery Care	UNIWA	2400.0	13.2	-0.43	146	134.0	85.0	166.0	20.0
1157	Environment and Health. Management of Environmental	NKUA	2400.0	30.6	3.31	146	134.0	85.0	2.0	-144.0
1339	Emergencies and Intensive Care in Children, Adolesce	UoC	2400.0	24.4	1.53	146	134.0	85.0	67.0	-79.0
1210	History of Medicine and Biological Anthropology: Hea	AUTH	2400.0	23.0	0.83	146	134.0	85.0	82.0	-64.0

Table 54.3b. Field 03 — fee, research standing and paired ranks (continued, 4 of 4)

ID	Programme	Univ	Fee	Mean h	PC1	rF	rC	rE	rR	Δ
1204	Clinical Trials: Design and Conduct	NKUA	2250.0	30.6	3.31	151	144.0	85.0	2.0	-149.0
1511	Biomedical Engineering	AUTH	2250.0	22.5	0.76	151	144.0	85.0	125.0	-26.0
1645	Health Promotion in Third Age	UNIWA	2250.0	14.0	-0.4	151	144.0	85.0	160.0	9.0
1575	Environmental Communication and Health Promotion	UNIWA	2250.0	14.0	-0.4	151	144.0	85.0	160.0	9.0
1605	Epidemiology and Public Health	UNIWA	2250.0	14.0	-0.4	151	144.0	85.0	160.0	9.0
1647	History, Ethics and Sociology of Medicine	NKUA	2200.0	30.6	3.31	156	46.0	184.0	2.0	-154.0
1733	Cutting Edge Technologies in Vision Sciences	UoC	2200.0	22.3	1.21	156	168.0	7.0	80.0	-76.0
1617	Personalized Medicine	UPatras	2000.0	19.6	0.44	158	49.0	184.0	135.0	-23.0
1122	MSc in Nanomedicine	NKUA	2000.0	30.6	3.31	158	134.0	169.0	2.0	-156.0
1151	Medical Genetics: Clinical and Laboratory Direction	NKUA	2000.0	30.6	3.31	158	159.0	85.0	2.0	-156.0
1648	Prevention and Mananegement of Critical Infections i	UThessaly	2000.0	21.3	0.81	158	159.0	85.0	109.0	-49.0
1340	Molecular Basis of Human Diseases	UoC	2000.0	24.4	1.53	158	169.0	7.0	67.0	-91.0
1459	Treatment Options and Management of Vascular Surgery	AUTH	2000.0	23.0	0.83	158	134.0	169.0	82.0	-76.0
1153	Endovascular Techniques	NKUA	2000.0	30.6	3.31	158	159.0	85.0	2.0	-156.0
1267	Public Health - Primary Health Care - Health Service	UoC	2000.0	24.4	1.53	158	169.0	7.0	67.0	-91.0
1154	Medical Physics - Radiation Physics	NKUA	2000.0	30.6	3.31	158	159.0	85.0	2.0	-156.0

ID	Programme	Univ	Fee	Mean h	PC1	rF	rC	rE	rR	Δ
1544	Biomedical Engineering and Technology	UNIWA	2000.0	13.8	-0.82	158	159.0	85.0	173.0	15.0
1625	Research and Innovation in Health Sciences	DUTH	2000.0	18.8	0.13	158	134.0	169.0	142.0	-16.0
1190	Cosmetology - Preparation and Evaluation of Cosmetic	UPatras	1800.0	18.6	-0.26	169	164.0	85.0	157.0	-12.0
2259	Contemporary Medical Acts: Legal Regulation and Bioe	AUTH	1800.0	21.1	0.49	169	164.0	85.0	134.0	-35.0
2264	Surgery of the Thyroid and Parathyroid Glands	AUTH	1799.0	23.0	0.83	171	167.0	85.0	82.0	-89.0
1479	MSc in Biomedical Engineering	UoC	1500.0	23.5	1.39	172	169.0	85.0	77.0	-95.0
1336	Vaccines and Prevention of Infectious Diseases	UoC	1500.0	24.4	1.53	172	169.0	85.0	67.0	-105.0
2256	Basic and Applied Neurosciences	AUTH	1250.0	21.7	0.73	174	169.0	169.0	127.0	-47.0
1519	Neurosciences	UoC	1000.0	24.4	1.53	175	176.0	7.0	67.0	-108.0
1553	Medical Engineering and Informatics	AUTH	1000.0	23.0	0.83	175	175.0	169.0	82.0	-93.0
1280	MSc in Science, Technology, Society—Science and Tech	NKUA	1000.0	29.3	2.99	175	169.0	184.0	62.0	-113.0
1023	Adult Nursing	UOI	0.0	21.2	0.65	178	177.0	7.0	129.0	-49.0
1150	Drug discovery and development	UPatras	0.0	18.6	-0.26	178	177.0	85.0	157.0	-21.0
870	Clinical Application of Molecular Medicine	UThessaly	0.0	21.3	0.81	178	177.0	184.0	109.0	-69.0
1010	Life Sciences Informatics	UPatras	0.0	19.6	0.44	178	177.0	85.0	135.0	-43.0
1076	Molecular Cellular Biology and Biotechnology	UOI	0.0	21.2	0.65	178	177.0	85.0	129.0	-49.0
1041	Medical Physics – Radiation Physics	UPatras	0.0	19.6	0.44	178	177.0	85.0	135.0	-43.0
1232	Biomedical Sciences	UPatras	0.0	19.6	0.44	178	177.0	7.0	135.0	-43.0
1392	Surgical Sciences	UoC	0.0	24.4	1.53	178	177.0	184.0	67.0	-111.0
1391	Hematology - Oncology of Childhood and Adolescence	UoC	0.0	24.4	1.53	178	177.0	85.0	67.0	-111.0
1328	Brain & Mind	UoC	0.0	24.4	1.53	178	177.0	7.0	67.0	-111.0
1261	Bioinformatics	UoC	0.0	23.2	1.37	178	177.0	7.0	79.0	-99.0
1212	Public Health and Health Policy	AUTH	0.0	23.0	0.83	178	177.0	7.0	82.0	-96.0
1213	Primary Health Care	AUTH	0.0	23.0	0.83	178	177.0	7.0	82.0	-96.0
1571	Public Health - Health Policy	AUTH	0.0	23.0	0.83	178	177.0	7.0	82.0	-96.0
2229	Cardionephrometabolic Diseases: the link between Evi	AUTH	0.0	23.0	0.83	178	177.0	85.0	82.0	-96.0

Table 54.4a. Field 04 — programmes and criteria (continued, 1 of 2)

ID	Πρόγραμμα	Programme	Univ	City	Fee	EUR/ ECTS	Sem	ECTS	Lang
1567	Islands and Sustainability	Islands and Sustainability	UAegean	Mytilene	9000.0	75.0	4	120.0	EN
1257	Επιστήμη Υλικών Αρχαιολογικού Ενδιαφέροντος – ARCHMAT	Archaeological Materials Science - ARCHMAT	AUTH	Thessaloniki	9000.0	75.0	4	120.0	EN
909	Αναλογιστική Επιστήμη και Διαχείριση Κινδύνων	Actuarial Science and Risk Management	UNIPI	Pireaus	6500.0	72.2	3	90.0	EL
1715	Εναέρια Αυτόνομα Συστήματα	Aerial Autonomous Systems	AUTH	Thessaloniki	6000.0	66.7	3	90.0	EN
1700	Αρχαιολογία και Γεωεπιστήμες	MSc in Archaeological Science	NKUA	Athens	6000.0	66.7	3	90.0	EN
910	Εφαρμοσμένη Στατιστική	Applied Statistics	UNIPI	Pireaus	5400.0	60.0	3	90.0	EL
1580	Γεωγραφικά Συστήματα Πληροφοριών	Geographic Information Systems	NKUA	Athens	5000.0	41.7	4	120.0	EN
1654	Ιατρική Ακριβείας και Νέες Θεραπείες	Precision Medicine and Novel Therapies (PRETH)	HOU	Patra	4700.0	39.2	4	120.0	EN
1434	Καλλιέργειες υπό Κάλυψη-Υδροπονία	Cultivations under cover-Hydroponics	HOU	Patra	4100.0	34.2	4	120.0	EL
1142	Μοριακή Βιοϊατρική Μηχανισμοί Ασθενειών, Μοριακές και Κυτταρικές Θεραπείες & Βιοκαινοτομία	MSc in Molecular Biomedicine: Mechanisms of Disease,	NKUA	Athens	4000.0	33.3	4	120.0	EN
1208	Νευροανοσολογία	Neuroimmunology	AUTH	Thessaloniki	4000.0	33.3	4	120.0	EL
1678	Εφαρμογές Γεωργίας Ακριβείας	Precision Agriculture	HOU	Patra	4000.0	44.4	3	90.0	EL
1493	Στατιστική Ανάλυση Δεδομένων	Statistical Data Science	AUEB	Athens	4000.0	44.4	3	90.0	EN
1432	Βιοπληροφορική και Νευροπληροφορική	Bioinformatics and Neuroinformatics	HOU	Patra	3900.0	43.3	3	90.0	EL
1028	Τεχνολογία Πετρελαίου και Φυσικού Αερίου	MSc in Oil and Gas Technology	DUTH	Kavala	3850.0	42.8	3	90.0	EN
1422	Διαχείριση και Τεχνολογία Ποιότητας	Quality Management and Technology	HOU	Patra	3750.0	31.2	4	120.0	EL

ID	Πρόγραμμα	Programme	Univ	City	Fee	EUR/ ECTS	Sem	ECTS	Lang
1421	Διαχείριση Τεχνικών Έργων	Engineering Project Management	HOU	Patra	3750.0	31.2	4	120.0	EL
1424	Σεισμική Μηχανική και Αντισεισμικές Κατασκευές	Earthquake Engineering and Seismic Resistant Structu	HOU	Patra	3750.0	31.2	4	120.0	EL
1423	Διαχείριση Αποβλήτων	Waste Management	HOU	Patra	3750.0	31.2	4	120.0	EL
1429	Συστήματα Κινητού και Διάχυτου Υπολογισμού	Pervasive and Mobile Computing Systems	HOU	Patra	3750.0	31.2	4	120.0	EL
1426	Περιβαλλοντική Κατάλυση για Αντιρύπανση και Παραγωγή Καθαρής Ενέργειας	Environmental Catalysis for Pollution Abatement and	HOU	Patra	3750.0	31.2	4	120.0	EL
1427	Πληροφοριακά Συστήματα	Information Systems	HOU	Patra	3750.0	31.2	4	120.0	EL
1428	Διδασκαλία των Φυσικών Επιστημών	Teaching of Natural Sciences	HOU	Patra	3750.0	31.2	4	120.0	EL
1425	Προχωρημένες Σπουδές στη Φυσική	Advanced Studies in Physics	HOU	Patra	3750.0	31.2	4	120.0	EL
1430	Μαθηματικά	Mathematics	HOU	Patra	3750.0	31.2	4	120.0	EL
1046	Δημιουργική και Προσαρμοσμένη Φυσική Αγωγή	Creative and Adapted Physical Education	DUTH	Komotini	3200.0	35.6	3	90.0	EL
1679	Επιδημιολογία	MSc in Epidemiology	HOU	Patra	3150.0	35.0	3	90.0	EL
1576	Εφαρμοσμένη Βιοπληροφορική	Applied Bioinformatics	AUTH	Thessaloniki	3000.0	33.3	3	90.0	EN
1433	Χημική και Βιομοριακή Ανάλυση	Chemical and Biomolecular Analysis	HOU	Patra	3000.0	33.3	3	90.0	EL
1591	Ενεργειακές και Περιβαλλοντικές Εφαρμογές στη Μικροπαλαιοντολογία	Industrial and Environmental Applications in Micropa	NKUA	Athens	3000.0	33.3	3	90.0	EN
1039	Εφαρμοσμένη Γεωγραφία και Διαχείριση του Χώρου	Applied Geography and Spatial Planning	HUA	Athens	3000.0	33.3	3	90.0	EL
1667	Λογική	Logic	NKUA	Athens	3000.0	25.0	4	120.0	EN
1341	Ογκολογία: Από την Ογκογένεση έως την Θεραπεία	Oncology: From Oncogenesis to Therapy	UoC	Heraklion	3000.0	33.3	3	90.0	EL
1244	Χημεία Τροφίμων	Food Chemistry	NKUA	Athens	3000.0	200.0	4	15.0	EL
1478	Επιστήμη των Δεδομένων και Μηχανική Μάθηση	Data Science and Machine Learning	HOU	Patra	3000.0	25.0	4	120.0	EN
1252	Διδακτική και Μεθοδολογία των Μαθηματικών	Mathematics Education	NKUA	Athens	2800.0	23.3	4	120.0	EL
1012	Επιστήμες της Αγωγής: Διδακτική των Μαθηματικών	Educational Sciences: Mathematics Education	UoWM	Florina	2800.0	31.1	3	90.0	EL
1111	Επιστήμη Δεδομένων και Τεχνολογίες Πληροφορίας	Data Science and Information Technologies	NKUA	Athens	2700.0	30.0	3	90.0	EN
2260	Υγεία και Περιβαλλοντικοί Παράγοντες	Health and Environmental Factors	AUTH	Thessaloniki	2700.0	30.0	3	90.0	EL
2215	Silver Economy: Οικονομία, Κοινωνία και Καινοτομία στη Μακροβιότητα	Silver Economy: Economy, Society and Innovation in L	HUA	Athens	2500.0	33.3	2	75.0	EL
2216	Επιστήμη και Μηχανική στη Χαλαρή ύλη	Soft Matter Science and Engineering	UoC	Heraklion	2500.0	20.8	4	120.0	EN
1226	Επιστήμες Γης και Περιβάλλον	Earth Science and Environment	NKUA	Athens	2400.0	20.0	4	120.0	EL
1530	Στατιστική και Αναλογιστικά – Χρηματοοικονομικά Μαθηματικά	Statistics and Actuarial-Financial Mathematics	UAegean	Karlovasi	2200.0	24.4	3	90.0	EL
1733	Τεχνολογίες Αιχμής στις Επιστήμες της Όρασης	Cutting Edge Technologies in Vision Sciences	UoC	Heraklion	2200.0	18.3	4	120.0	EN
2214	Κλιματική Κρίση, Κίνδυνοι και Καταστροφές	Climate Crisis, Risks and Disasters	HUA	Athens	2100.0	23.3	3	90.0	EL
1601	Ανάλυση Δεδομένων & Μηχανική - Στατιστική Μάθηση	Data Analysis & Machine Statistical Learning	UoC	Heraklion	2000.0	22.2	3	90.0	EN
1016	Φυσικοί Κίνδυνοι και Αντιμετώπιση Καταστροφών	Natural Hazards and Disaster Mitigation	UAegean	Mytilene	1800.0	20.0	3	90.0	EL
908	Γεωγραφία και Εφαρμοσμένη Γεωπληροφορική	Geography and Applied Geo-informatics	UAegean	Mytilene	1800.0	20.0	3	90.0	EL
913	Ανθρωπογεωγραφία, Ανάπτυξη και Σχεδιασμός του Χώρου	Human Geography, Spatial Development and Planning	UAegean	Mytilene	1800.0	20.0	3	90.0	EL

ID	Πρόγραμμα	Programme	Univ	City	Fee	EUR/ ECTS	Sem	ECTS	Lang
1632	Εφαρμοσμένη Βιοχημεία: Κλινική Χημεία, Βιοτεχνολογία, Αξιολόγηση Φαρμακευτικών Προϊόντων	Applied Biochemistry: Clinical Chemistry, Biotechnol	UPatras	Patra	1500.0	16.7	3	90.0	EL

Programme criteria as published by the Ministry of Education and retrieved on 6 September 2026, describing the 2026-27 intake. Research standing is read from the seven field volumes of Edition 2026 of this series, publication window 2012-2025, cited in Section 1A; it is not recomputed here.

Table 54.4a. Field 04 — programmes and criteria (continued, 2 of 2)

ID	Πρόγραμμα	Programme	Univ	City	Fee	EUR/ ECTS	Sem	ECTS	Lang
1006	Ολοκληρωμένη Διαχείριση Παράκτιων Περιοχών	Integrated Coastal Management	UAegean	Mytilene	1500.0	25.0	2	60.0	EL
16	Έρευνα στις Θαλάσσιες Επιστήμες	Research in Marine Sciences	UAegean	Mytilene	1200.0	13.3	3	90.0	EN
1245	Παλαιοντολογία-Γεωβιολογία	Paleontology-Geobiology	AUTH	Thessaloniki	1000.0	11.1	3	90.0	EL
1227	Εφαρμοσμένη και Περιβαλλοντική Γεωλογία και Γεωκίνδυνοι	Applied and Environmental Geology and Geohazards	AUTH	Thessaloniki	1000.0	11.1	3	90.0	EL
900	Επιστήμες και Μηχανική Περιβάλλοντος	Environmental Sciences and Engineering	UoC	Heraklion	0.0	0.0	4	120.0	EL
904	Φυσική	Physics	NKUA	Athens	0.0	0.0	3	90.0	EL
889	Υπολογιστική και Στατιστική Αναλυτική στην Επιστήμη των Δεδομένων	Computational and Statistical Data Analytics	UPatras	Patra	0.0	0.0	3	90.0	EL
898	Χημεία	Chemistry	UoC	Heraklion	0.0	0.0	4	120.0	EL
1067	Φυσική Ατμοσφαιρικού Περιβάλλοντος και Παγκόσμιων Μεταβολών	Physics of Atmospheric Environment and Global Change	AUTH	Thessaloniki	0.0	0.0	3	90.0	EL
1088	Επιστήμη και Μηχανική των Υλικών	Materials Science and Engineering	UoC	Heraklion	0.0	0.0	4	120.0	EN
1044	Ηλεκτρονική Φυσική – Ραδιοηλεκτρολογία	Electronic Physics - Radioelectrology	AUTH	Thessaloniki	0.0	0.0	4	120.0	EL
987	Μαθηματικές Επιστήμες	Mathematical Sciences	UOI	Ioannina	0.0	0.0	5	90.0	EL
980	Περιβαλλοντικές Επιστήμες	Environmental Sciences	UPatras	Patra	0.0	0.0	4	120.0	EL
969	Εφαρμοσμένα και Υπολογιστικά Μαθηματικά	Applied and Computational Mathematics	UoC	Heraklion	0.0	0.0	4	120.0	EL
968	Μαθηματικά και Εφαρμογές τους	Mathematics and its Applications	UoC	Heraklion	0.0	0.0	4	120.0	EL
912	Ηλεκτρονική Ραδιοηλεκτρολογία (Ρ/Η) και Ηλεκτρονικός Αυτοματισμός (Η/Α)	Electronics-Radioelectrology and in Control and Comp	NKUA	Athens	0.0	0.0	3	90.0	EL
906	Φυσική Εφαρμογών	Applied Physics	NKUA	Athens	0.0	0.0	3	90.0	EL
1348	Θεωρητικά και Εφαρμοσμένα Μαθηματικά - ΘΕΜΑ	Theoretical and Applied Mathematics - Thema	UPatras	Patra	0.0	0.0	2	60.0	EL
1393	Ωκεανογραφία - Εξερεύνηση, Αποτύπωση και Διαχείριση θαλάσσιου Περιβάλλοντος	Oceanography - Exploration, Assessment and Managemen	UPatras	Patra	0.0	0.0	3	90.0	EL
1271	Προχωρημένη Φυσική	Advanced Physics	UoC	Heraklion	0.0	0.0	2	60.0	EN
1375	Μαθηματικά και Εκπαίδευση	Mathematics and Education	UoC	Heraklion	0.0	0.0	2	60.0	EL
1240	Συνθετική Χημεία, Βιοχημεία και Εφαρμογές	Synthetic Chemistry, Biochemistry and Applications	AUTH	Thessaloniki	0.0	0.0	3	90.0	EL
1239	Επιστήμη και Τεχνολογία Ηλεκτροχημικών Συστημάτων	Electrochemical Systems Science and Technology	AUTH	Thessaloniki	0.0	0.0	3	90.0	EL
1242	Μοριακός Σχεδιασμός και Μοντελοποίηση - Χημική Εκπαίδευση	Molecular Design and Modeling - Chemical Education	AUTH	Thessaloniki	0.0	0.0	3	90.0	EL
1195	Προχωρημένες Σπουδές στη Φυσική	Advanced Studies in Physics	UPatras	Patra	0.0	0.0	3	90.0	EL
1220	Σπουδές στα Μαθηματικά	Studies in Mathematics	UAegean	Karlovasi	0.0	0.0	3	90.0	EL

ID	Πρόγραμμα	Programme	Univ	City	Fee	EUR/ ECTS	Sem	ECTS	Lang
1223	Υπολογιστκή Φυσική	Computational Physics	AUTH	Thessaloniki	0.0	0.0	3	90.0	EL
1237	Φυσικές και Χημικές Μέθοδοι Διάγνωσης Φθοράς Υλικών Πολιτιστικής Κληρονομιάς	Physical and Chemical Methods for the Diagnosis of C	AUTH	Thessaloniki	0.0	0.0	3	90.0	EL
1274	Φωτονική και Νανοηλεκτρονική	Photonics and Nanoelectronics	UoC	Heraklion	0.0	0.0	3	90.0	EN
1279	Διδακτική της Φυσικής και Εκπαιδευτική Τεχνολογία	Didactics of Physics and Educational Technology	AUTH	Thessaloniki	0.0	0.0	3	90.0	EL
1300	Χημεία	Chemistry	UPatras	Patra	0.0	0.0	3	90.0	EL
1329	Διδακτική της Χημείας, Νέες Εκπαιδευτικές Τεχνολογίες και Εκπαίδευση για την Αειφόρο Ανάπτυξη (ΔιΧηΝΕΤ-ΕΑΑ)	Chemistry Education, Information and Communication T	NKUA	Athens	0.0	0.0	3	90.0	EL
1261	Βιοπληροφορική	Bioinformatics	UoC	Heraklion	0.0	0.0	4	120.0	EL
1269	Ιατρική Χημεία και Χημική Βιολογία	Medicinal Chemistry and Chemical Biology	UPatras	Patra	0.0	0.0	3	90.0	EL
1196	Εφαρμογές της Φυσικής στην Ατμόσφαιρα και στην Ηλεκτρονική	Applied Atmospheric Physics and Electronics	UPatras	Patra	0.0	0.0	3	90.0	EL
1238	Έλεγχος Ποιότητας - Χημική Ανάλυση - Περιβάλλον	Quality Control-Chemical Analysis-Environment	AUTH	Thessaloniki	0.0	0.0	3	90.0	EL
1241	Χημική Τεχνολογία και Βιομηχανικές Εφαρμογές	Chemical Technology and Industrial Applications	AUTH	Thessaloniki	0.0	0.0	3	90.0	EL
1487	Μετεωρολογία, Κλιματολογία και Ατμοσφαιρικό Περιβάλλον	Meteorology, Climatology and Atmospheric Environment	AUTH	Thessaloniki	0.0	0.0	3	90.0	EL
1561	Εφαρμοσμένη Φυσική	Applied Physics	UThessaly	Lamia	0.0	0.0	3	90.0	EL
1669	Ανόργανη Βιολογική Χημεία	Biological Inorganic Chemistry	UOI	Ioannina	0.0	0.0	3	90.0	EN

Table 54.4b. Field 04 — fee, research standing and paired ranks (continued, 1 of 2)

ID	Programme	Univ	Fee	Mean h	PC1	rF	rC	rE	rR	Δ
1567	Islands and Sustainability	UAegean	9000.0	17.3	0.03	1	2	1	65	64
1257	Archaeological Materials Science - ARCHMAT	AUTH	9000.0	23.2	1.49	1	2	1	39	38
909	Actuarial Science and Risk Management	UNIPI	6500.0	7.9	-2.27	3	4	32	85	82
1715	Aerial Autonomous Systems	AUTH	6000.0	19.0	0.78	4	5	32	61	57
1700	MSc in Archaeological Science	NKUA	6000.0	18.1	0.45	4	5	32	64	60
910	Applied Statistics	UNIPI	5400.0	7.9	-2.27	6	7	32	85	79
1580	Geographic Information Systems	NKUA	5000.0	20.8	1.18	7	12	1	54	47
1654	Precision Medicine and Novel Therapies (PRETH)	HOU	4700.0	37.2	7.47	8	13	1	2	-6
1434	Cultivations under cover- Hydroponics	HOU	4100.0	37.2	7.47	9	16	1	2	-7
1142	MSc in Molecular Biomedicine: Mechanisms of Disease,	NKUA	4000.0	27.3	2.54	10	17	1	30	20
1208	Neuroimmunology	AUTH	4000.0	22.9	0.89	10	17	1	60	50
1678	Precision Agriculture	HOU	4000.0	37.2	7.47	10	8	32	2	-8
1493	Statistical Data Science	AUEB	4000.0	10.3	-1.66	10	8	32	76	66
1432	Bioinformatics and Neuroinformatics	HOU	3900.0	21.5	2.37	14	10	32	31	17
1028	MSc in Oil and Gas Technology	DUTH	3850.0	15.5	1.15	15	11	32	57	42
1422	Quality Management and Technology	HOU	3750.0	37.2	7.47	16	25	1	2	-14
1421	Engineering Project Management	HOU	3750.0	37.2	7.47	16	25	1	2	-14
1424	Earthquake Engineering and Seismic Resistant Structu	HOU	3750.0	37.2	7.47	16	25	1	2	-14
1423	Waste Management	HOU	3750.0	37.2	7.47	16	25	1	2	-14
1429	Pervasive and Mobile Computing Systems	HOU	3750.0	37.2	7.47	16	25	1	2	-14
1426	Environmental Catalysis for Pollution Abatement and	HOU	3750.0	37.2	7.47	16	25	1	2	-14
1427	Information Systems	HOU	3750.0	37.2	7.47	16	25	1	2	-14
1428	Teaching of Natural Sciences	HOU	3750.0	37.2	7.47	16	25	1	2	-14
1425	Advanced Studies in Physics	HOU	3750.0	37.2	7.47	16	25	1	2	-14
1430	Mathematics	HOU	3750.0	37.2	7.47	16	25	1	2	-14
1046	Creative and Adapted Physical Education	DUTH	3200.0	15.1	-0.22	26	14	32	75	49
1679	MSc in Epidemiology	HOU	3150.0	37.2	7.47	27	15	32	2	-25
1576	Applied Bioinformatics	AUTH	3000.0	22.1	0.78	28	17	32	62	34
1433	Chemical and Biomolecular Analysis	HOU	3000.0	37.2	7.47	28	17	32	2	-26
1591	Industrial and Environmental Applications in Micropa	NKUA	3000.0	20.8	1.18	28	17	32	54	26

ID	Programme	Univ	Fee	Mean h	PC1	rF	rC	rE	rR	Δ
1039	Applied Geography and Spatial Planning	HUA	3000.0	16.1	-0.14	28	17	32	69	41
1667	Logic	NKUA	3000.0	7.9	-2.52	28	38	1	89	61
1341	Oncology: From Oncogenesis to Therapy	UoC	3000.0	23.5	1.38	28	17	32	47	19
1244	Food Chemistry	NKUA	3000.0	25.4	2.69	28	1	90	28	0
1478	Data Science and Machine Learning	HOU	3000.0	37.2	7.47	28	38	1	2	-26
1252	Mathematics Education	NKUA	2800.0	8.2	-2.49	36	42	1	88	52
1012	Educational Sciences: Mathematics Education	UoWM	2800.0	10.1	-2.36	36	35	32	87	51
1111	Data Science and Information Technologies	NKUA	2700.0	28.2	2.81	38	36	32	27	-11
2260	Health and Environmental Factors	AUTH	2700.0	22.8	0.75	38	36	32	63	25
2215	Silver Economy: Economy, Society and Innovation in L	HUA	2500.0	16.1	-0.14	40	17	85	69	29
2216	Soft Matter Science and Engineering	UoC	2500.0	31.7	4.94	40	45	1	22	-18
1226	Earth Science and Environment	NKUA	2400.0	20.8	1.18	42	46	1	54	12
1530	Statistics and Actuarial-Financial Mathematics	UAegean	2200.0	6.7	-2.26	43	41	32	84	41
1733	Cutting Edge Technologies in Vision Sciences	UoC	2200.0	22.3	1.21	43	50	1	53	10
2214	Climate Crisis, Risks and Disasters	HUA	2100.0	16.1	-0.14	45	42	32	69	24
1601	Data Analysis & Machine Statistical Learning	UoC	2000.0	9.4	-1.94	46	44	32	80	34
1016	Natural Hazards and Disaster Mitigation	UAegean	1800.0	17.3	0.03	47	46	32	65	18
908	Geography and Applied Geo-informatics	UAegean	1800.0	17.3	0.03	47	46	32	65	18
913	Human Geography, Spatial Development and Planning	UAegean	1800.0	17.3	0.03	47	46	32	65	18
1632	Applied Biochemistry: Clinical Chemistry, Biotechnol	UPatras	1500.0	20.8	1.52	50	51	32	34	-16

Table 54.4b. Field 04 — fee, research standing and paired ranks (continued, 2 of 2)

ID	Programme	Univ	Fee	Mean h	PC1	rF	rC	rE	rR	Δ
1006	Integrated Coastal Management	UAegean	1500.0	20.1	1.52	50	38	86	37	-13
16	Research in Marine Sciences	UAegean	1200.0	20.1	1.52	52	52	32	37	-15
1245	Paleontology-Geobiology	AUTH	1000.0	20.4	-0.18	53	53	32	72	19
1227	Applied and Environmental Geology and Geohazards	AUTH	1000.0	20.4	-0.18	53	53	32	72	19
900	Environmental Sciences and Engineering	UoC	0.0	20.7	1.28	55	55	1	49	-6
904	Physics	NKUA	0.0	33.1	4.69	55	55	32	24	-31
889	Computational and Statistical Data Analytics	UPatras	0.0	8.7	-1.67	55	55	32	77	22
898	Chemistry	UoC	0.0	20.7	1.28	55	55	1	49	-6
1067	Physics of Atmospheric Environment and Global Change	AUTH	0.0	28.8	5.48	55	55	32	18	-37
1088	Materials Science and Engineering	UoC	0.0	31.7	4.94	55	55	1	22	-33
1044	Electronic Physics - Radioelectrology	AUTH	0.0	28.8	5.48	55	55	1	18	-37
987	Mathematical Sciences	UOI	0.0	11.3	-1.7	55	55	32	79	24
980	Environmental Sciences	UPatras	0.0	19.8	0.98	55	55	1	59	4
969	Applied and Computational Mathematics	UoC	0.0	9.4	-1.94	55	55	1	80	25
968	Mathematics and its Applications	UoC	0.0	9.4	-1.94	55	55	1	80	25
912	Electronics-Radioelectrology and in Control and Comp	NKUA	0.0	33.1	4.69	55	55	32	24	-31
906	Applied Physics	NKUA	0.0	33.1	4.69	55	55	32	24	-31
1348	Theoretical and Applied Mathematics - Thema	UPatras	0.0	8.7	-1.67	55	55	86	77	22
1393	Oceanography - Exploration, Assessment and Managemen	UPatras	0.0	20.0	0.99	55	55	32	58	3
1271	Advanced Physics	UoC	0.0	23.9	2.12	55	55	86	32	-23
1375	Mathematics and Education	UoC	0.0	9.4	-1.94	55	55	86	80	25
1240	Synthetic Chemistry, Biochemistry and Applications	AUTH	0.0	23.2	1.49	55	55	32	39	-16
1239	Electrochemical Systems Science and Technology	AUTH	0.0	23.2	1.49	55	55	32	39	-16
1242	Molecular Design and Modeling - Chemical Education	AUTH	0.0	23.2	1.49	55	55	32	39	-16
1195	Advanced Studies in Physics	UPatras	0.0	19.7	1.28	55	55	32	51	-4
1220	Studies in Mathematics	UAegean	0.0	6.0	-2.86	55	55	32	90	35
1223	Computational Physics	AUTH	0.0	28.8	5.48	55	55	32	18	-37
1237	Physical and Chemical Methods for the Diagnosis of C	AUTH	0.0	23.2	1.49	55	55	32	39	-16
1274	Photonics and Nanoelectronics	UoC	0.0	23.9	2.12	55	55	32	32	-23
1279	Didactics of Physics and Educational Technology	AUTH	0.0	28.8	5.48	55	55	32	18	-37
1300	Chemistry	UPatras	0.0	20.8	1.52	55	55	32	34	-21
1329	Chemistry Education, Information and Communication T	NKUA	0.0	25.4	2.69	55	55	32	28	-27
1261	Bioinformatics	UoC	0.0	23.2	1.37	55	55	1	48	-7
1269	Medicinal Chemistry and Chemical Biology	UPatras	0.0	20.8	1.52	55	55	32	34	-21
1196	Applied Atmospheric Physics and Electronics	UPatras	0.0	19.7	1.28	55	55	32	51	-4
1238	Quality Control-Chemical Analysis-Environment	AUTH	0.0	23.2	1.49	55	55	32	39	-16
1241	Chemical Technology and Industrial Applications	AUTH	0.0	23.2	1.49	55	55	32	39	-16
1487	Meteorology, Climatology and Atmospheric Environment	AUTH	0.0	20.4	-0.18	55	55	32	72	17

ID	Programme	Univ	Fee	Mean h	PC1	rF	rC	rE	rR	Δ
1561	Applied Physics	UThessaly	0.0	48.1	17.41	55	55	32	1	-54
1669	Biological Inorganic Chemistry	UOI	0.0	20.5	1.48	55	55	32	46	-9

Table 54.5a. Field 05 — programmes and criteria (continued, 1 of 2)

ID	Πρόγραμμα	Programme	Univ	City	Fee	EUR/ ECTS	Sem	ECTS	Lang
1505	Περιβαλλοντική Επιστήμη, Πολιτική και Διαχείριση	MSc in Environmental Sciences, Policy and Management	UAegean	Mytilene	16000.0	133.3	4	120.0	EN
1569	Ιατρική του Τρόπου Ζωής	MSc in Lifestyle Medicine	UThessaly	Trikala	6000.0	66.7	3	90.0	EN
1635	Θαλάσσια Βιοτεχνολογία	Marine Biotechnology	AUA	Athens	5000.0	41.7	4	120.0	EN
1077	Υδατοκαλλιέργεια, Περιβάλλον και Κοινωνία - Erasmus Mundus	Erasmus Mundus Joint Master Degree in Aquaculture, E	UoC	Heraklion	5000.0	41.7	4	120.0	EN
873	Βιοεπιχειρείν	Bioentrepreneurship	UThessaly	Athens	4500.0	50.0	3	90.0	EL
1508	Νομοθεσία Τροφίμων και Ποτών	Food Law	AUTH	Thessaloniki	4500.0	60.0	2	75.0	EL
1166	Εφαρμογές στη Βιολογία	Applications in Biology	AUTH	Thessaloniki	4500.0	50.0	3	90.0	EL
965	Κλινική Βιοχημεία - Μοριακή Διαγνωστική	Clinical Biochemistry- Molecular Diagnostics	NKUA	Athens	4000.0	33.3	4	120.0	EL
1208	Νευροανοσολογία	Neuroimmunology	AUTH	Thessaloniki	4000.0	33.3	4	120.0	EL
1142	Μοριακή Βιοϊατρική Μηχανισμοί Ασθενειών, Μοριακές και Κυτταρικές Θεραπείες & Βιοκαινοτομία	MSc in Molecular Biomedicine: Mechanisms of Disease,	NKUA	Athens	4000.0	33.3	4	120.0	EN
1218	Εφαρμογές Μοριακής Βιολογίας - Μοριακή Γενετική, Διαγνωστικοί Δείκτες	Applications of Molecular Biology - Genetics, Diagno	UThessaly	Larissa	4000.0	44.4	3	90.0	EL
1217	Βιοτεχνολογία - Ποιότητα Διατροφής και Περιβάλλοντος	Biotechnology - Quality Assessment in Nutrition and	UThessaly	Larissa	4000.0	44.4	3	90.0	EL
1504	Προηγμένες Πειραματικές και Υπολογιστικές Βιοεπιστήμες	MSc in Advanced Experimental and Computational Biosc	UThessaly	Larissa	4000.0	33.3	4	120.0	EN
1699	Ανοσοβιολογία	Immunobiology	UoC	Heraklion	4000.0	33.3	4	120.0	EN
1395	ΔΠΜΣ στις Νευροεπιστήμες	Athens International Program in Neurosciences	NKUA	Athens	4000.0	33.3	4	120.0	EN
1106	Αρχιτεκτονική Τοπίου	Landscape Architecture	AUA	Athens	3900.0	32.5	4	120.0	EL
1548	Βιοτεχνολογία	Biotechnology	NKUA	Athens	3800.0	31.7	4	120.0	EL
1071	Έρευνα στη Γυναικεία Αναπαραγωγή	Research in Female Reproduction	NKUA	Athens	3600.0	30.0	4	120.0	EL
2254	Σύγχρονη Εφαρμοσμένη Μικροβιολογία	Applied Microbiology	AUTH	Thessaloniki	3500.0	38.9	3	90.0	EL
874	Ολοκληρωμένη Διαχείριση Παραγωγής Γάλακτος & Γαλακτομικών Προϊόντων	Integrated Production Management of Milk and Dairy P	AUA	Athens	3500.0	58.3	2	60.0	EL
1786	Ποιοτικός Έλεγχος Τροφίμων	Food Quality Control	UoWM	Kozani	3200.0	35.6	3	90.0	MX
1522	Διατροφή, Ευζωία και Δημόσια Υγεία	Nutrition, Wellness and Public Health	UAegean	Lemnos	3200.0	35.6	3	90.0	EL
1559	Οικολογία και Διαχείριση Περιβάλλοντος	Ecology and Natural Environment Management	AUA	Karpenisi	3000.0	33.3	3	90.0	EL
1107	Τομείς Αιχμής και Καινοτόμες Εφαρμογές στην Παραγωγή και Συντήρηση Οπωροκηπευτικών και Ανθοκομικών Ειδών	Peak Areas and Innovative Applications in Production	AUA	Athens	3000.0	33.3	3	90.0	EL
1008	Κλινική Άσκηση και Εφαρμογές της Τεχνολογίας στην Υγεία	Clinical Exercise and Applications of Technology in	DUTH	Komotini	3000.0	33.3	3	90.0	EL
951	Βιοπληροφορική – Υπολογιστική Βιολογία	Bioinformatics - Computational Biology	NKUA	Athens	3000.0	25.0	4	120.0	EL
959	Εφαρμογές της Βιολογίας στην Ιατρική	Applications of Biology in Medicine	NKUA	Athens	3000.0	25.0	4	120.0	EL
955	Οικολογία και Διαχείριση της Βιοποικιλότητας	Ecology and Conservation of Biodiversity	NKUA	Athens	3000.0	25.0	4	120.0	EL

ID	Πρόγραμμα	Programme	Univ	City	Fee	EUR/ ECTS	Sem	ECTS	Lang
925	Διαχείριση Έργων, Συγκοινωνιακός και Χωρικός Σχεδιασμός	Project Management, Transportation and Spatial Plann	UThessaly	Larissa	3000.0	33.3	3	90.0	EL
1576	Εφαρμοσμένη Βιοπληροφορική	Applied Bioinformatics	AUTH	Thessaloniki	3000.0	33.3	3	90.0	EN
1109	Ολοκληρωμένα Συστήματα Φυτοπροστασίας και Διαχείρισης του Περιβάλλοντος	Integrated Plant Protection and Environmental Manage	AUA	Athens	3000.0	33.3	3	90.0	EL
971	Ανάλυση και Διαχείριση Ανθρωπογενών και Φυσικών Καταστροφών	Analysis and Management of Manmade and Natural Disas	DUTH	Drama	3000.0	33.3	3	90.0	EL
1081	Οργάνωση, Λειτουργιά, Ανάπτυξη, Διοίκηση Λιμένων	Port Organisation, Operation, Development & Manageme	UNIWA	Athens	3000.0	33.3	3	90.0	EL
1341	Ογκολογία: Από την Ογκογένεση έως την Θεραπεία	Oncology: From Oncogenesis to Therapy	UoC	Heraklion	3000.0	33.3	3	90.0	EL
887	Βιώσιμη Διαχείριση Περιβαλλοντικών Αλλαγών και Κυκλική Οικονομία	Sustainable Management of Environmental Changes and	UThessaly	Volos	2900.0	32.2	3	90.0	EL
2241	Διοίκηση Αγροτικών Επιχειρήσεων (MBA)	MBA in Agribusiness	UoWM	Kozani	2900.0	32.2	3	90.0	EL
1461	Προηγμένες Μέθοδοι Σχεδιασμού, Τεχνολογίας & Μάνατζμεντ Προιόντων από Ξύλο	Advanced Design, Technology & Management Methods of	UThessaly	Karditsa	2800.0	31.1	3	90.0	EL
1462	Πολυλειτουργική Διαχείριση Δασικών Οικοσυστημάτων και Βιο-οικονομία	Multifunctional Management of Natural Ecosystems and	UThessaly	Karditsa	2800.0	31.1	3	90.0	EL
2249	Πολυλειτουργική Διαχείριση Δασικών Οικοσυστημάτων και Βιο-οικονομίας	Multifunctional Management of Natural Ecosystems and	UThessaly	Karditsa	2800.0	31.1	3	90.0	EL
935	Καινοτομία, Ποιότητα και Ασφάλεια Τροφίμων	Food Innovation, Quality and Safety	UNIWA	Athens	2700.0	30.0	3	90.0	EL
875	Αειφορικά Συστήματα Παραγωγής και Περιβάλλον στη Γεωργία	Sustainable Production Systems and Environment in Ag	DUTH	Orestiada	2700.0	36.0	2	75.0	EL
1254	Τέχνες και Τεχνολογίες του Ήχου	Audio Arts and Technologies	Ionian	Corfu	2700.0	30.0	3	90.0	EL
1292	Βιοοικονομία: Βιοτεχνολογία και Δίκαιο	MSc in Bioeconomy: Biotechnology and Law	IHU	Thessaloniki	2700.0	30.0	3	90.0	EN
1111	Επιστήμη Δεδομένων και Τεχνολογίες Πληροφορίας	Data Science and Information Technologies	NKUA	Athens	2700.0	30.0	3	90.0	EN
1108	Καινοτόμες Εφαρμογές στην Αειφορική Γεωργία, στη Βελτίωση Φυτών και στην Αγρομετεωρολογία	Innovative Applications in Sustainable Agriculture,	AUA	Athens	2650.0	40.8	2	65.0	EL
1404	Νέες Τεχνολογίες για την Περιβαλλοντική Εκπαίδευση και τη Βιώσιμη Ανάπτυξη	New Technologies in Environmental Education and Sust	Ionian	Zakynthos	2600.0	28.9	3	90.0	EL
1556	Ψηφιακές Τεχνολογίες και Ευφυείς Υποδομές στη Γεωργία	Digital Technologies and Smart Infrastructure in Agr	AUA	Athens	2500.0	27.8	3	90.0	EN
1314	Αειφόρος Γεωργία και Επιχειρήσεις	MSc in Sustainable Agriculture and Business	IHU	Thessaloniki	2500.0	27.8	3	90.0	EN
1950	Εφαρμοσμένη Επιστήμη και Τεχνολογία στη Γεωπονία	Applied Science and Technology in Agricultural Produ	HMU	Heraklion	2400.0	26.7	3	90.0	EL
1511	Βιοϊατρική Μηχανική	Biomedical Engineering	AUTH	Thessaloniki	2250.0	25.0	3	90.0	EN

Programme criteria as published by the Ministry of Education and retrieved on 6 September 2026, describing the 2026-27 intake. Research standing is read from the seven field volumes of Edition 2026 of this series, publication window 2012-2025, cited in Section 1A; it is not recomputed here.

Table 54.5a. Field 05 — programmes and criteria (continued, 2 of 2)

ID	Πρόγραμμα	Programme	Univ	City	Fee	EUR/ ECTS	Sem	ECTS	Lang
1542	Καινοτόμα Συστήματα Αειφόρου Αγροτικής Παραγωγής	Innovative Systems of Sustainable Agricultural Produ	IHU	Sindos	2250.0	25.0	3	90.0	EL

ID	Πρόγραμμα	Programme	Univ	City	Fee	EUR/ ECTS	Sem	ECTS	Lang
1552	Ολοκληρωμένη διαχείριση παραγωγικών ζώων και άγριας πανίδας	Livestock and Wildlife Management	UoWM	Florina	2200.0	18.3	4	120.0	MX
1733	Τεχνολογίες Αιχμής στις Επιστήμες της Όρασης	Cutting Edge Technologies in Vision Sciences	UoC	Heraklion	2200.0	18.3	4	120.0	EN
926	Μεσογειακή Υδατοκαλλιέργεια	Mediterranean Aquaculture	UThessaly	Volos	2000.0	33.3	2	60.0	EL
916	Αειφορική Διαχείριση Υδατικού Περιβάλλοντος	Sustainable Management of Aquatic Environment	UThessaly	Volos	2000.0	33.3	2	60.0	EL
1540	Διατήρηση και Αποκατάσταση Χερσαίων Φυσικών Οικοσυστημάτων	Terrestrial Natural Ecosystems' Conservation and Res	DUTH	Orestiada	1950.0	21.7	3	90.0	EL
1473	Διατήρηση και Διαχείριση Πολιτισμικής Κληρονομιάς	Preservation & Management of Cultural Heritage	Ionian	Zakynthos	1900.0	21.1	3	90.0	EL
1541	Περιβαλλοντικός Σχεδιασμός και Περιβαλλοντική Εκπαίδευση	Environmental Design and Environmental Education	DUTH	Orestiada	1800.0	24.0	2	75.0	EL
1551	Απογραφή και Παρακολούθηση Δασών και Δασικών Εκτάσεων και Προστατευόμενων Περιοχών	Inventory and Monitoring of Forests and Forest Lands	DUTH	Orestiada	1800.0	24.0	2	75.0	EL
1502	Πλανητική Περιβαλλοντική Αλλαγή, Διαχείριση και Τεχνολογία	MSc in Global Environmental Change, Management and T	UAegean	Mytilene	1700.0	18.9	3	90.0	MX
1685	Βιολογία Συστημάτων	Systems Biology	AUA	Athens	1500.0	18.8	2	80.0	EL
1479	Βοϊατρική Μηχανική	MSc in Biomedical Engineering	UoC	Heraklion	1500.0	16.7	3	90.0	EN
1163	Διαχείριση Βιοποικιλότητας και Βιολογικών Πόρων	Biodiversity conservation and Biological Resources M	AUTH	Thessaloniki	1500.0	16.7	3	90.0	EL
1253	Διαχείριση Εδαφικών, Υδατικών, Ενεργειακών Πόρων και Αγροτικού Περιβάλλοντος	Soil, Water, Energy Resources and Agricultural Envir	AUTH	Thessaloniki	1500.0	16.7	3	90.0	EL
2256	Βασικές και Εφαρμοσμένες Νευροεπιστήμες	Basic and Applied Neurosciences	AUTH	Thessaloniki	1250.0	16.7	2	75.0	EL
1216	Αειφορικά Γεωργικά Συστήματα και Κλιματική Αλλαγή	Sustainable Agricultural Production Systems and Clim	AUTH	Thessaloniki	1200.0	11.4	3	105.0	EL
980	Περιβαλλοντικές Επιστήμες	Environmental Sciences	UPatras	Patra	0.0	0.0	4	120.0	EL
960	Διδακτική της Βιολογίας	Didactics of Biology	NKUA	Athens	0.0	0.0	4	120.0	EL
1075	Μοριακή Βιολογία-Βιοϊατρική	Molecular Biology-Biomedicine	UoC	Heraklion	0.0	0.0	4	120.0	MX
1063	Πράσινη Βιολογία – Βιολογία Φυτικών Οργανισμών από το Μόριο έως το Περιβάλλον	Green Biology – Plant Organism Biology from Molecule	UoC	Heraklion	0.0	0.0	2	60.0	EL
1118	Φυτιατρική και Περιβάλλον	Phytoiatrics and Environment	UThessaly	Volos	0.0	0.0	2	60.0	EL
1074	Πρωτεϊνική Βιοτεχνολογία	Protein Biotechnology	UoC	Heraklion	0.0	0.0	4	120.0	EL
1321	Γενετική, Βελτίωση Φυτών και Παραγωγή Πολλαπλασιαστικού Υλικού	Genetics, Plant Breeding and Production of Plant Pro	AUTH	Thessaloniki	0.0	0.0	3	105.0	EL
1261	Βιοπληροφορική	Bioinformatics	UoC	Heraklion	0.0	0.0	4	120.0	EL
1066	Περιβαλλοντική Βιολογία	Environmental Biology	UoC	Heraklion	0.0	0.0	3	90.0	EL
1509	Επιστήμη Τροφίμων και Διατροφή	Food Science and Nutrition	AUTH	Thessaloniki	0.0	0.0	3	105.0	EL
1713	Βιολογική Τεχνολογία: Έρευνα και Εφαρμογές	Biological Technology: Research and Applications	UPatras	Patra	0.0	0.0	3	90.0	EL
1640	Εφαρμοσμένη Οικολογία και Διαχείριση Περιβάλλοντος	Applied Ecology and Environmental Management	UPatras	Patra	0.0	0.0	3	90.0	EL
1634	Βιώσιμη Αλιεία, Υδατοκαλλιέργεια	Sustainable fisheries, aquaculture	UPatras	Mesologgi	0.0	0.0	3	90.0	EL
2253	Τεχνολογίες Αιχμής για Βιώσιμη Γεωργία	Cutting-Edge Technologies for Sustainable Agricultur	AUA	Athens	0.0	0.0	4	120.0	EN

Table 54.5b. Field 05 — fee, research standing and paired ranks (continued, 1 of 2)

ID	Programme	Univ	Fee	Mean h	PC1	rF	rC	rE	rR	Δ
1505	MSc in Environmental Sciences, Policy and Management	UAegean	16000.0	17.9	0.96	1	1	1	26.0	25.0

ID	Programme	Univ	Fee	Mean h	PC1	rF	rC	rE	rR	Δ
1569	MSc in Lifestyle Medicine	UThessaly	6000.0	20.9	0.67	2	2	27	44.0	42.0
1635	Marine Biotechnology	AUA	5000.0	18.1	-0.26	3	9	1	58.0	55.0
1077	Erasmus Mundus Joint Master Degree in Aquaculture, E	UoC	5000.0	21.0	0.72	3	9	1	38.0	35.0
873	Bioentrepreneurship	UThessaly	4500.0	22.2	0.04	5	5	27	53.0	48.0
1508	Food Law	AUTH	4500.0	20.6	1.56	5	3	70	14.0	9.0
1166	Applications in Biology	AUTH	4500.0	19.9	0.23	5	5	27	50.0	45.0
965	Clinical Biochemistry- Molecular Diagnostics	NKUA	4000.0	24.2	2.38	8	16	1	8.0	0.0
1208	Neuroimmunology	AUTH	4000.0	22.9	0.89	8	16	1	29.0	21.0
1142	MSc in Molecular Biomedicine: Mechanisms of Disease,	NKUA	4000.0	27.3	2.54	8	16	1	7.0	-1.0
1218	Applications of Molecular Biology - Genetics, Diagno	UThessaly	4000.0	22.2	0.04	8	7	27	53.0	45.0
1217	Biotechnology - Quality Assessment in Nutrition and	UThessaly	4000.0	22.2	0.04	8	7	27	53.0	45.0
1504	MSc in Advanced Experimental and Computational Biosc	UThessaly	4000.0	22.2	0.04	8	16	1	53.0	45.0
1699	Immunobiology	UoC	4000.0	21.0	0.72	8	16	1	38.0	30.0
1395	Athens International Program in Neurosciences	NKUA	4000.0	29.8	3.14	8	16	1	2.0	-6.0
1106	Landscape Architecture	AUA	3900.0	18.4	0.87	16	33	1	30.0	14.0
1548	Biotechnology	NKUA	3800.0	24.2	2.38	17	36	1	8.0	-9.0
1071	Research in Female Reproduction	NKUA	3600.0	29.6	3.14	18	40	1	3.0	-15.0
2254	Applied Microbiology	AUTH	3500.0	19.9	0.23	19	12	27	50.0	31.0
874	Integrated Production Management of Milk and Dairy P	AUA	3500.0	27.9	3.92	19	4	76	1.0	-18.0
1786	Food Quality Control	UoWM	3200.0	20.9	1.05	21	14	27	24.0	3.0
1522	Nutrition, Wellness and Public Health	UAegean	3200.0	20.4	0.34	21	14	27	49.0	28.0
1559	Ecology and Natural Environment Management	AUA	3000.0	12.7	-0.35	23	16	27	62.0	39.0
1107	Peak Areas and Innovative Applications in Production	AUA	3000.0	18.4	0.87	23	16	27	30.0	7.0
1008	Clinical Exercise and Applications of Technology in	DUTH	3000.0			23	16	27		
951	Bioinformatics - Computational Biology	NKUA	3000.0	24.2	2.38	23	49	1	8.0	-15.0
959	Applications of Biology in Medicine	NKUA	3000.0	24.2	2.38	23	49	1	8.0	-15.0
955	Ecology and Conservation of Biodiversity	NKUA	3000.0	24.2	2.38	23	49	1	8.0	-15.0
925	Project Management, Transportation and Spatial Plann	UThessaly	3000.0	11.0	-1.61	23	16	27	73.0	50.0
1576	Applied Bioinformatics	AUTH	3000.0	22.1	0.78	23	16	27	34.0	11.0
1109	Integrated Plant Protection and Environmental Manage	AUA	3000.0	18.4	0.87	23	16	27	30.0	7.0
971	Analysis and Management of Manmade and Natural Disas	DUTH	3000.0	15.3	0.49	23	16	27	45.0	22.0
1081	Port Organisation, Operation, Development & Manageme	UNIWA	3000.0			23	16	27		
1341	Oncology: From Oncogenesis to Therapy	UoC	3000.0	23.5	1.38	23	16	27	20.0	-3.0
887	Sustainable Management of Environmental Changes and	UThessaly	2900.0	13.3	-1.03	35	34	27	67.0	32.0
2241	MBA in Agribusiness	UoWM	2900.0	12.8	-0.92	35	34	27	66.0	31.0
1461	Advanced Design, Technology & Management Methods of	UThessaly	2800.0	9.6	-2.54	37	37	27	75.0	38.0
1462	Multifunctional Management of Natural Ecosystems and	UThessaly	2800.0	9.6	-2.54	37	37	27	75.0	38.0
2249	Multifunctional Management of Natural Ecosystems and	UThessaly	2800.0	9.6	-2.54	37	37	27	75.0	38.0
935	Food Innovation, Quality and Safety	UNIWA	2700.0	12.9	-0.5	40	40	27	63.0	23.0
875	Sustainable Production Systems and Environment in Ag	DUTH	2700.0	19.8	2.8	40	13	70	6.0	-34.0
1254	Audio Arts and Technologies	Ionian	2700.0	11.3	-1.61	40	40	27	74.0	34.0
1292	MSc in Bioeconomy: Biotechnology and Law	IHU	2700.0	14.1	-0.69	40	40	27	64.0	24.0
1111	Data Science and Information Technologies	NKUA	2700.0	28.2	2.81	40	40	27	5.0	-35.0
1108	Innovative Applications in Sustainable Agriculture,	AUA	2650.0	18.4	0.87	45	11	75	30.0	-15.0
1404	New Technologies in Environmental Education and Sust	Ionian	2600.0	13.5	-0.28	46	45	27	60.0	14.0
1556	Digital Technologies and Smart Infrastructure in Agr	AUA	2500.0	21.9	0.94	47	46	27	28.0	-19.0
1314	MSc in Sustainable Agriculture and Business	IHU	2500.0	12.5	-1.09	47	46	27	68.0	21.0
1950	Applied Science and Technology in Agricultural Produ	HMU	2400.0	18.4	1.06	49	48	27	23.0	-26.0
1511	Biomedical Engineering	AUTH	2250.0	22.5	0.76	50	49	27	35.0	-15.0

Table 54.5b. Field 05 — fee, research standing and paired ranks (continued, 2 of 2)

ID	Programme	Univ	Fee	Mean h	PC1	rF	rC	rE	rR	Δ
1542	Innovative Systems of Sustainable Agricultural Produ	IHU	2250.0	14.1	-0.69	50	49	27	64.0	14.0
1552	Livestock and Wildlife Management	UoWM	2200.0	12.8	-1.29	52	60	1	70.0	18.0
1733	Cutting Edge Technologies in Vision Sciences	UoC	2200.0	22.3	1.21	52	60	1	22.0	-30.0
926	Mediterranean Aquaculture	UThessaly	2000.0			54	16	76		
916	Sustainable Management of Aquatic Environment	UThessaly	2000.0	14.0	-1.21	54	16	76	69.0	15.0
1540	Terrestrial Natural Ecosystems' Conservation and Res	DUTH	1950.0	15.3	0.49	56	56	27	45.0	-11.0
1473	Preservation & Management of Cultural Heritage	Ionian	1900.0	13.5	-0.28	57	57	27	60.0	3.0

ID	Programme	Univ	Fee	Mean h	PC1	rF	rC	rE	rR	Δ
1541	Environmental Design and Environmental Education	DUTH	1800.0	15.3	0.49	58	54	70	45.0	-13.0
1551	Inventory and Monitoring of Forests and Forest Lands	DUTH	1800.0	15.3	0.49	58	54	70	45.0	-13.0
1502	MSc in Global Environmental Change, Management and T	UAegean	1700.0	17.9	0.96	60	58	27	26.0	-34.0
1685	Systems Biology	AUA	1500.0	18.1	-0.26	61	59	69	58.0	-3.0
1479	MSc in Biomedical Engineering	UoC	1500.0	23.5	1.39	61	62	27	19.0	-42.0
1163	Biodiversity conservation and Biological Resources M	AUTH	1500.0	19.9	0.23	61	62	27	50.0	-11.0
1253	Soil, Water, Energy Resources and Agricultural Envir	AUTH	1500.0	20.6	1.56	61	62	27	14.0	-47.0
2256	Basic and Applied Neurosciences	AUTH	1250.0	21.7	0.73	65	62	70	37.0	-28.0
1216	Sustainable Agricultural Production Systems and Clim	AUTH	1200.0	20.6	1.56	66	66	24	14.0	-52.0
980	Environmental Sciences	UPatras	0.0	19.8	0.98	67	67	1	25.0	-42.0
960	Didactics of Biology	NKUA	0.0	24.2	2.38	67	67	1	8.0	-59.0
1075	Molecular Biology-Biomedicine	UoC	0.0	21.0	0.72	67	67	1	38.0	-29.0
1063	Green Biology – Plant Organism Biology from Molecule	UoC	0.0	21.0	0.72	67	67	76	38.0	-29.0
1118	Phytoiatrics and Environment	UThessaly	0.0	25.5	2.87	67	67	76	4.0	-63.0
1074	Protein Biotechnology	UoC	0.0	21.0	0.72	67	67	1	38.0	-29.0
1321	Genetics, Plant Breeding and Production of Plant Pro	AUTH	0.0	20.6	1.56	67	67	24	14.0	-53.0
1261	Bioinformatics	UoC	0.0	23.2	1.37	67	67	1	21.0	-46.0
1066	Environmental Biology	UoC	0.0	21.0	0.72	67	67	27	38.0	-29.0
1509	Food Science and Nutrition	AUTH	0.0	20.6	1.56	67	67	24	14.0	-53.0
1713	Biological Technology: Research and Applications	UPatras	0.0	17.8	-1.38	67	67	27	71.0	4.0
1640	Applied Ecology and Environmental Management	UPatras	0.0	17.8	-1.38	67	67	27	71.0	4.0
1634	Sustainable fisheries, aquaculture	UPatras	0.0	15.9	-0.06	67	67	27	57.0	-10.0
2253	Cutting-Edge Technologies for Sustainable Agricultur	AUA	0.0	19.5	0.76	67	67	1	36.0	-31.0

Table 54.6a. Field 06 — programmes and criteria (continued, 1 of 2)

ID	Πρόγραμμα	Programme	Univ	City	Fee	EUR/ ECTS	Sem	ECTS	Lang
1691	ΔΔΠΜΣ Επιστήμες των Διαταραχών της Επικοινωνίας	MSc in Communication Disorders and Sciences	UoM	Thessaloniki	5600.0	46.7	4	120.0	EL
1882	Σχολική Συμβουλευτική και Καθοδήγηση	School Counseling and Guidance	NKUA	Athens	5125.0	42.7	4	120.0	EL
1480	ΠΜΣ στο Διεθνές και Ευρωπαϊκό Δίκαιο	LLM in International and European Law	NKUA	Athens	4800.0	64.0	2	75.0	EN
972	Δίκαιο και Οικονομικά	Law And Economics	UoM	Thessaloniki	4800.0	53.3	3	90.0	EL
1251	Κλινική Ψυχολογία και Νευροψυχολογία	Clinical Psychology and Neuropsychology	AUTH	Thessaloniki	4000.0	26.7	4	150.0	EL
1395	ΔΠΜΣ στις Νευροεπιστήμες	Athens International Program in Neurosciences	NKUA	Athens	4000.0	33.3	4	120.0	EN
1272	Διεθνείς Σπουδές	INTERNATIONAL STUDIES	UoM	Thessaloniki	4000.0	44.4	3	90.0	EL
1014	Οικονομικά και Δίκαιο των Επιχειρήσεων	Economics and Business Law	DUTH	Kavala	3900.0	43.3	3	90.0	EL
884	Ειδική Αγωγή	Special Education	NKUA	Athens	3600.0	30.0	4	120.0	EL
1501	Σπουδές Νοτιοανατολικής Ευρώπης: Πολιτική, Ιστορία, Οικονομικά	MA in Southeast European Studies: Politics, History,	NKUA	Athens	3600.0	48.0	2	75.0	EN
1596	Digital Transformation: e-Diplomacy, e-Campaigning and Digital Law	MA in Digital Transformation: e-Diplomacy, e-Campaig	Panteion	Athens	3500.0	38.9	3	90.0	EN
1593	Μεταναστευτικές Σπουδές: Διαχείριση Μεταναστευτικών Ροών στην Ευρώπη	MA in Management of Migratory and Refugee Flows in E	UAegean	Mytilene	3500.0	38.9	3	90.0	EN
1018	Επιστήμες της Αγωγής: Ειδική Αγωγή, Εκπαίδευση και Αποκατάσταση	Special Education and Rehabilitation	UoM	Thessaloniki	3490.0	29.1	4	120.0	EL
1388	Μέσα Επικοινωνίας και Προσφυγικές/Μεταναστευτικές Ροές	MSc in Media and Refugee/Migration Flows	NKUA	Athens	3200.0	42.7	3	75.0	EN
1053	Τεχνολογίες της Πληροφορίας και της Επικοινωνίας για την Εκπαίδευση	Information and Communication Technologies for Educa	NKUA	Athens	3200.0	26.7	4	120.0	EL

ID	Πρόγραμμα	Programme	Univ	City	Fee	EUR/ ECTS	Sem	ECTS	Lang
1255	Σχολική Ψυχολογία	School Psychology	AUTH	Thessaloniki	3200.0	26.7	4	120.0	EL
1526	Μοντέλα Παρέμβασης στην Ειδική Αγωγή	Models of Intervention in Special Education	UAegean	Rhodes	3200.0	26.7	4	120.0	EL
1324	Επικοινωνία	Communication	AUTH	Thessaloniki	3000.0	33.3	3	90.0	EL
2250	Ιστορία της Μοντέρνας και Σύγχρονης Τέχνης	History of Modern and Contemporary Art	UOI	Ioannina	3000.0	25.0	4	120.0	EL
1325	Ψηφιακά μέσα, Επικοινωνία και Δημοσιογραφία	Digital Media, Communication and Journalism	AUTH	Thessaloniki	3000.0	33.3	3	90.0	EN
1492	Ευρωπαϊκό Δίκαιο Επιχειρήσεων και Οικονομικό Δίκαιο	European Business and Economic Law	AUTH	Thessaloniki	3000.0	40.0	2	75.0	EN
996	Πολιτική Ανώτατης Εκπαίδευσης: Θεωρία και Πράξη	Higher Education Policy: Theory and Praxis	UPatras	Patra	3000.0	50.0	2	60.0	EN
911	Εκπαίδευση και Ανθρώπινα Δικαιώματα	Education and Human Rights	NKUA	Athens	3000.0	25.0	4	120.0	EL
918	Οπτικοακουστικές Τέχνες στην Ψηφιακή Εποχή	Audiovisual Arts in the Digital Age	Ionian	Corfu	3000.0	33.3	3	90.0	EL
880	Τοπική και Περιφερειακή Ανάπτυξη και Αυτοδιοίκηση	Local and Regional Development and Local Governance	UoP	Corinth	3000.0	40.0	2	75.0	EL
872	Διακυβέρνηση και Δημόσιες Πολιτικές	Governance and Public Policies	UoP	Corinth	3000.0	40.0	2	75.0	EL
10	Κοινό Αγγλόφωνο Μεταπτυχιακό Πρόγραμμα «Ευρωπαϊκές Σπουδές»	International Studies – Specialization in European S	AUTH	Thessaloniki	3000.0	25.0	4	120.0	EN
2258	Διοίκηση και Οργάνωση Υπηρεσιών Υγείας και Κοινωνικής Φροντίδας	Health And Social Care Services Management	AUTH	Thessaloniki	3000.0	40.0	2	75.0	EL
1467	Πολιτισμική Πληροφορική και Επικοινωνία	Cultural Informatics and Communication	UAegean	Mytilene	2800.0	31.1	3	90.0	EL
921	Πολιτική και Διαδίκτυο	Politics in the Era of the Internet	NKUA	Athens	2700.0	30.0	3	90.0	EL
1051	Επιστήμες της Αγωγής – Εκπαίδευση με χρήση Νέων Τεχνολογιών	Education Sciences – Education with the use of New T	UAegean	Rhodes	2500.0	27.8	3	90.0	EL
983	Διοίκηση και Διαχείριση Υπηρεσιών Υγείας και Κοινωνικής Φροντίδας	Management of Health and Social Care Services	UNIWA	Athens	2500.0	27.8	3	90.0	EL
1403	Νέα Μέσα Επικοινωνίας και Ψηφιακό Μάρκετινγκ	New Media Communication and Digital Marketing	Ionian	Argostoli	2500.0	27.8	3	90.0	EL
1457	Κοινωνική Εργασία στην Εκπαίδευση - Ένταξη Ετεροτήτων	Social Work in Education - Inclusion of Diversities	DUTH	Komotini	2400.0	26.7	3	90.0	EL
905	Δημοσιογραφία και Νέα Μέσα	Journalism and New Media	NKUA	Athens	2400.0	26.7	3	90.0	EL
1105	Εφαρμοσμένη - Κλινική Κοινωνιολογία και Τέχνη	Applied - Clinical Sociology and Arts	UAegean	Mytilene	2300.0	25.6	3	90.0	EL
1595	ΠΜΣ Διεθνείς & Ευρωπαϊκές Νομικές Σπουδές	LLM in International & European Legal Studies	NKUA	Athens	2200.0	29.3	2	75.0	EN
1250	Γνωστική Ψυχολογία και Εφαρμογές	Cognitive Psychology and Applications	AUTH	Thessaloniki	2000.0	16.7	4	120.0	EL
2233	Πολιτισμικές Σπουδές: Νέος Ελληνισμός και Βαλκάνια	Cultural Studies: Modern Hellenism and the Balkans	DUTH	Komotini	2000.0	22.2	3	90.0	EL
1323	Δημοσιογραφία	Journalism	AUTH	Thessaloniki	2000.0	22.2	3	90.0	EL
1104	Ευρωπαϊκές Κοινωνίες και Ευρωπαϊκή Ολοκλήρωση	European Societies and European Integration	UAegean	Mytilene	2000.0	22.2	3	90.0	EL
923	Ψηφιακά Μέσα Επικοινωνίας και Περιβάλλοντα Αλληλεπίδρασης	Digital Communication Media and Interaction Environm	NKUA	Athens	1950.0	21.7	3	90.0	MX
896	Προηγμένα Συστήματα Υπολογιστών και Επικοινωνιών	Advanced Computer and Communication Systems	AUTH	Thessaloniki	1950.0	21.7	3	90.0	EL
922	Πολιτισμικές και Κινηματογραφικές Σπουδές	Cultural and Cinema Studies	NKUA	Athens	1950.0	21.7	3	90.0	EL
976	Σπουδές στην Τοπική Ιστορία - Διεπιστημονικές Προσεγγίσεις	Studies in Local History - Interdisciplinary Approac	DUTH	Komotini	1900.0	15.8	4	120.0	EL

ID	Πρόγραμμα	Programme	Univ	City	Fee	EUR/ ECTS	Sem	ECTS	Lang
1653	Διεθνείς Σπουδές	LLM in International Studies	DUTH	Komotini	1800.0	20.0	3	90.0	MX
1351	Εμπορικό Δίκαιο	Business Law	NKUA	Athens	1800.0	24.0	2	75.0	EL
1103	Έρευνα για την Τοπική Κοινωνική Ανάπτυξη και Συνοχή	Social Research on Regional Development and Social C	UAegean	Mytilene	1800.0	20.0	3	90.0	EL
902	Ιστορία και Τεκμηρίωση	History and Documentation	Ionian	Corfu	1600.0	13.3	4	120.0	EL
2256	Βασικές και Εφαρμοσμένες Νευροεπιστήμες	Basic and Applied Neurosciences	AUTH	Thessaloniki	1250.0	16.7	2	75.0	EL

Programme criteria as published by the Ministry of Education and retrieved on 6 September 2026, describing the 2026-27 intake. Research standing is read from the seven field volumes of Edition 2026 of this series, publication window 2012-2025, cited in Section 1A; it is not recomputed here.

Table 54.6a. Field 06 — programmes and criteria (continued, 2 of 2)

ID	Πρόγραμμα	Programme	Univ	City	Fee	EUR/ ECTS	Sem	ECTS	Lang
1350	Αστικό Δίκαιο	Civil Law	NKUA	Athens	1200.0	16.0	2	75.0	EL
1249	Πολιτική Επιστήμη και Κοινωνιολογία	Political Science and Sociology	NKUA	Athens	880.0	7.3	4	120.0	EL
1022	Δημόσιο Δίκαιο και Δημόσια Πολιτική	Public Law and Public Policy	NKUA	Athens	700.0	7.8	3	90.0	EL
1489	Φύλο, Πολιτισμός και Κοινωνία	Gender, Culture and Society	UAegean	Mytilene	500.0	5.6	3	90.0	EL
1491	Κρίση και Ιστορική Αλλαγή	Crisis and Historical Change	UAegean	Mytilene	400.0	5.3	2	75.0	EL
917	Επιστήμες της Εκπαίδευσης	Education	UPatras	Patra	0.0	0.0	3	90.0	EL
891	Κλινικές Παρεμβάσεις στις Εξαρτήσεις	Clinical Interventions in Addictions	UoC	Rethymno	0.0	0.0	4	120.0	EL
897	Ιστορία της Τέχνης	History of Art	UoC	Rethymno	0.0	0.0	4	120.0	EL
1052	Πολιτική Επιστήμη και Νεότερη Ιστορία	Political Science and Modern History	Panteion	Athens	0.0	0.0	3	90.0	EL
1073	Κοινωνιολογία: Θεωρία, Πολιτισμός, Μετασχηματισμοί	Sociology: Theory, Culture, Transformations	UoC	Rethymno	0.0	0.0	4	120.0	EL
1082	Κοινωνική Ψυχολογία των Συγκρούσεων	Social Psychology of Conflicts	Panteion	Athens	0.0	0.0	3	90.0	EL
1083	Ψυχολογία	Psychology	Panteion	Athens	0.0	0.0	3	90.0	EL
1266	Πολιτικό Σύστημα και Δημόσιες Πολιτικές	Political System and Public Policies	UoC	Rethymno	0.0	0.0	3	90.0	EL
1264	Διακυβέρνηση - Περιφερειακή Ανάπτυξη	Governance - Regional Development	AUTH	Thessaloniki	0.0	0.0	3	90.0	EL
1209	Επιστήμες της Αγωγής: Εκπαίδευση Ενηλίκων, Ειδική Αγωγή	Adult Education, Special Education	UoM	Thessaloniki	0.0	0.0	4	120.0	EL
1263	Πολιτική Ανάλυση	Political Analysis	AUTH	Thessaloniki	0.0	0.0	3	90.0	EL
1058	Πολιτική, Γλώσσα και Διαπολιτισμική Επικοινωνία	Politics, Language and Intercultural Communication	Ionian	Corfu	0.0	0.0	3	90.0	EL
1454	Βιοηθική	Bioethics	UoC	Rethymno	0.0	0.0	4	120.0	EL
1529	Ευφυή Συστήματα Πληροφορικής	Intelligent Computer Systems	UAegean	Mytilene	0.0	0.0	3	90.0	EL
1490	Κοινωνική και Ιστορική Ανθρωπολογία	Social and Historical Anthropology	UAegean	Mytilene	0.0	0.0	4	120.0	EL
1585	Ανάλυση και Εφαρμογή Κοινωνικής Πολιτικής	Analysis and Implementation of Social Policy	Panteion	Athens	0.0	0.0	3	90.0	EL
1573	Ευρωπαϊκό και Συγκριτικό Κοινωνικό Δίκαιο	European and Comparative Social Law	AUTH	Thessaloniki	0.0	0.0	2	60.0	MX
1600	Οθωμανική Ιστορία	MA Program in Ottoman History	UoC	Rethymno	0.0	0.0	4	120.0	EN
1703	Κοινωνικά Δικαιώματα και Συνηγορία στις Κοινωνικές Υπηρεσίες	Social Rights and Advocacy in Social Services	Panteion	Athens	0.0	0.0	3	90.0	EL

ID	Πρόγραμμα	Programme	Univ	City	Fee	EUR/ ECTS	Sem	ECTS	Lang
1704	Εγκληματολογία	Criminology	Panteion	Athens	0.0	0.0	4	120.0	EL
1706	Κοινωνιολογία	Sociology	Panteion	Athens	0.0	0.0	4	120.0	EL
2270	Ψηφιακή Κυκλική Οικονομία	Digital Deep Tech Driven Circular Economy	UAegean	Mytilene	0.0	0.0	3	90.0	EN
2271	Ψηφιακή Κυκλική Οικονομία Μέσω Έρευνας	MSc by Research in Digital Deep-Tech Driven Circular	UAegean	Mytilene	0.0	0.0	3	90.0	EN

Table 54.6b. Field 06 — fee, research standing and paired ranks (continued, 1 of 2)

ID	Programme	Univ	Fee	Mean h	PC1	rF	rC	rE	rR	Δ
1691	MSc in Communication Disorders and Sciences	UoM	5600.0	11.3	-1.9	1	5	2	21.0	20.0
1882	School Counseling and Guidance	NKUA	5125.0	18.9	-0.38	2	8	2	8.0	6.0
1480	LLM in International and European Law	NKUA	4800.0	5.0	-2.47	3	1	65	41.0	38.0
972	Law And Economics	UoM	4800.0	9.8	-1.57	3	2	26	19.0	16.0
1251	Clinical Psychology and Neuropsychology	AUTH	4000.0	16.0	2.28	5	28	1	2.0	-3.0
1395	Athens International Program in Neurosciences	NKUA	4000.0	29.8	3.14	5	16	2	1.0	-4.0
1272	INTERNATIONAL STUDIES	UoM	4000.0			5	6	26		
1014	Economics and Business Law	DUTH	3900.0	6.9	-2.82	8	7	26	50.0	42.0
884	Special Education	NKUA	3600.0	16.5	-0.72	9	21	2	13.0	4.0
1501	MA in Southeast European Studies: Politics, History,	NKUA	3600.0	6.2	-2.0	9	4	65	30.0	21.0
1596	MA in Digital Transformation: e-Diplomacy, e-Campaig	Panteion	3500.0	5.0	-2.95	11	14	26	55.0	44.0
1593	MA in Management of Migratory and Refugee Flows in E	UAegean	3500.0	7.2	-2.92	11	14	26	51.0	40.0
1018	Special Education and Rehabilitation	UoM	3490.0	11.3	-1.9	13	24	2	21.0	8.0
1388	MSc in Media and Refugee/Migration Flows	NKUA	3200.0	6.5	-1.9	14	9	65	24.0	10.0
1053	Information and Communication Technologies for Educa	NKUA	3200.0	6.5	-1.9	14	28	2	24.0	10.0
1255	School Psychology	AUTH	3200.0	16.0	2.28	14	28	2	2.0	-12.0
1526	Models of Intervention in Special Education	UAegean	3200.0			14	28	2		
1324	Communication	AUTH	3000.0	13.4	-1.13	18	16	26	16.0	-2.0
2250	History of Modern and Contemporary Art	UOI	3000.0			18	35	2		
1325	Digital Media, Communication and Journalism	AUTH	3000.0	13.4	-1.13	18	16	26	16.0	-2.0
1492	European Business and Economic Law	AUTH	3000.0	4.6	-3.03	18	10	65	59.0	41.0
996	Higher Education Policy: Theory and Praxis	UPatras	3000.0	6.7	-2.52	18	3	77	45.0	27.0
911	Education and Human Rights	NKUA	3000.0	8.1	-2.01	18	35	2	33.0	15.0
918	Audiovisual Arts in the Digital Age	Ionian	3000.0	3.3	-3.44	18	16	26	64.0	46.0
880	Local and Regional Development and Local Governance	UoP	3000.0	8.5	-2.2	18	10	65	37.0	19.0
872	Governance and Public Policies	UoP	3000.0	7.9	-2.45	18	10	65	40.0	22.0
10	International Studies – Specialization in European S	AUTH	3000.0	9.2	-2.18	18	35	2	34.0	16.0
2258	Health And Social Care Services Management	AUTH	3000.0	21.2	0.5	18	10	65	6.0	-12.0
1467	Cultural Informatics and Communication	UAegean	2800.0	15.0	-0.4	29	20	26	9.0	-20.0
921	Politics in the Era of the Internet	NKUA	2700.0	6.5	-1.9	30	21	26	24.0	-6.0
1051	Education Sciences – Education with the use of New T	UAegean	2500.0			31	25	26		
983	Management of Health and Social Care Services	UNIWA	2500.0			31	25	26		
1403	New Media Communication and Digital Marketing	Ionian	2500.0	7.9	-2.38	31	25	26	38.0	7.0
1457	Social Work in Education - Inclusion of Diversities	DUTH	2400.0	3.2	-3.13	34	28	26	62.0	28.0
905	Journalism and New Media	NKUA	2400.0	6.5	-1.9	34	28	26	24.0	-10.0
1105	Applied - Clinical Sociology and Arts	UAegean	2300.0	7.2	-2.92	36	34	26	51.0	15.0
1595	LLM in International & European Legal Studies	NKUA	2200.0	5.0	-2.47	37	23	65	41.0	4.0
1250	Cognitive Psychology and Applications	AUTH	2000.0	16.0	2.28	38	47	2	2.0	-36.0
2233	Cultural Studies: Modern Hellenism and the Balkans	DUTH	2000.0			38	39	26		
1323	Journalism	AUTH	2000.0	13.4	-1.13	38	39	26	16.0	-22.0
1104	European Societies and European Integration	UAegean	2000.0	7.2	-2.92	38	39	26	51.0	13.0
923	Digital Communication Media and Interaction Environm	NKUA	1950.0	6.5	-1.9	42	42	26	24.0	-18.0
896	Advanced Computer and Communication Systems	AUTH	1950.0	18.6	-0.27	42	42	26	7.0	-35.0
922	Cultural and Cinema Studies	NKUA	1950.0	6.5	-1.9	42	42	26	24.0	-18.0
976	Studies in Local History - Interdisciplinary Approac	DUTH	1900.0			45	50	2		
1653	LLM in International Studies	DUTH	1800.0	5.2	-3.23	46	45	26	63.0	17.0

ID	Programme	Univ	Fee	Mean h	PC1	rF	rC	rE	rR	Δ
1351	Business Law	NKUA	1800.0	5.0	-2.47	46	38	65	41.0	-5.0
1103	Social Research on Regional Development and Social C	UAegean	1800.0	7.2	-2.92	46	45	26	51.0	5.0
902	History and Documentation	Ionian	1600.0			49	51	2		
2256	Basic and Applied Neurosciences	AUTH	1250.0	21.7	0.73	50	47	65	5.0	-45.0

Table 54.6b. Field 06 — fee, research standing and paired ranks (continued, 2 of 2)

ID	Programme	Univ	Fee	Mean h	PC1	rF	rC	rE	rR	Δ
1350	Civil Law	NKUA	1200.0	5.0	-2.47	51	49	65	41.0	-10.0
1249	Political Science and Sociology	NKUA	880.0	6.2	-2.0	52	53	2	30.0	-22.0
1022	Public Law and Public Policy	NKUA	700.0	6.2	-2.0	53	52	26	30.0	-23.0
1489	Gender, Culture and Society	UAegean	500.0	3.7	-2.99	54	54	26	56.0	2.0
1491	Crisis and Historical Change	UAegean	400.0	3.7	-2.99	55	55	65	56.0	1.0
917	Education	UPatras	0.0	6.7	-2.52	56	56	26	45.0	-11.0
891	Clinical Interventions in Addictions	UoC	0.0	14.2	-1.58	56	56	2	20.0	-36.0
897	History of Art	UoC	0.0			56	56	2		
1052	Political Science and Modern History	Panteion	0.0	5.3	-3.12	56	56	26	61.0	5.0
1073	Sociology: Theory, Culture, Transformations	UoC	0.0	7.7	-2.61	56	56	2	47.0	-9.0
1082	Social Psychology of Conflicts	Panteion	0.0	14.8	-0.82	56	56	26	14.0	-42.0
1083	Psychology	Panteion	0.0	14.8	-0.82	56	56	26	14.0	-42.0
1266	Political System and Public Policies	UoC	0.0	3.1	-3.47	56	56	26	65.0	9.0
1264	Governance - Regional Development	AUTH	0.0	9.2	-2.18	56	56	26	34.0	-22.0
1209	Adult Education, Special Education	UoM	0.0	11.3	-1.9	56	56	2	21.0	-35.0
1263	Political Analysis	AUTH	0.0	9.2	-2.18	56	56	26	34.0	-22.0
1058	Politics, Language and Intercultural Communication	Ionian	0.0	7.9	-2.38	56	56	26	38.0	-18.0
1454	Bioethics	UoC	0.0			56	56	2		
1529	Intelligent Computer Systems	UAegean	0.0	15.0	-0.4	56	56	26	9.0	-47.0
1490	Social and Historical Anthropology	UAegean	0.0	3.7	-2.99	56	56	2	56.0	0.0
1585	Analysis and Implementation of Social Policy	Panteion	0.0	7.4	-2.8	56	56	26	48.0	-8.0
1573	European and Comparative Social Law	AUTH	0.0	4.6	-3.03	56	56	77	59.0	3.0
1600	MA Program in Ottoman History	UoC	0.0			56	56	2		
1703	Social Rights and Advocacy in Social Services	Panteion	0.0	7.4	-2.8	56	56	26	48.0	-8.0
1704	Criminology	Panteion	0.0	4.1	-3.47	56	56	2	66.0	10.0
1706	Sociology	Panteion	0.0	4.1	-3.47	56	56	2	66.0	10.0
2270	Digital Deep Tech Driven Circular Economy	UAegean	0.0	15.0	-0.4	56	56	26	9.0	-47.0
2271	MSc by Research in Digital Deep-Tech Driven Circular	UAegean	0.0	15.0	-0.4	56	56	26	9.0	-47.0

Table 54.7a. Field 07 — programmes and criteria (continued, 1 of 4)

ID	Πρόγραμμα	Programme	Univ	City	Fee	EUR/ ECTS	Sem	ECTS	Lang
1670	MSc Leadership: Ethics and Politics	MSc Leadership: Ethics and Politics	NKUA	Athens	12000.0	133.3	3	90.0	EN
1034	Συμβουλευτική Ψυχολογία και Συμβουλευτική στην Ειδική Αγωγή, την Εκπαίδευση και την Υγεία	Counselling Psychology & Counselling in Special - Ge	UThessaly	Volos	7500.0	50.0	4	150.0	EL
1233	Αρχαιολογία της Ελλάδας και της Ανατολικής Μεσογείου: από τα Ανάκτορα της Εποχής του Χαλκού έως και τα Ελληνιστικά Βασίλεια	MA in Greek and Eastern Mediterranean Archaeology: F	NKUA	Athens	6000.0	80.0	2	75.0	EN
1444	Διαχείριση Επιχειρηματικού Κινδύνου	MSc in Enterprise Risk Management (ERM)	HOU	Patra	6000.0	50.0	4	120.0	EN
1700	Αρχαιολογία και Γεωεπιστήμες	MSc in Archaeological Science	NKUA	Athens	6000.0	66.7	3	90.0	EN
1628	Resilience in Educational Contexts -EMJM FLOURISH	Resilience in Educational Contexts -EMJM FLOURISH	UoC	Rethymno	5000.0	41.7	4	120.0	EN
1644	Ολυμπιακές Σπουδές, Ολυμπιακή Παιδεία, Οργάνωση και Διαχείριση Ολυμπιακών Εκδηλώσεων	Olympic Studies, Olympic Education, Organization and	UoP	Sparti / Sparta	5000.0	55.6	3	90.0	EN
1448	Διοίκηση Αθλητισμού	Sport Management	HOU	Patra	4200.0	35.0	4	120.0	EL

ID	Πρόγραμμα	Programme	Univ	City	Fee	EUR/ ECTS	Sem	ECTS	Lang
1688	Διαχείριση Ανθρωπίνων Πόρων & Ψηφιακός Μετασχηματισμός	Human Resource Management and Digital Transformation	UNIW A	Athens	4200.0	56.0	3	75.0	EL
1413	Γλωσσική Εκπαίδευση για Πρόσφυγες και Μετανάστες	Language Education for Refugees and Migrants	HOU	Patra	4125.0	34.4	4	120.0	EN
1664	Δημιουργική Γραφή	Creative Writing	HOU	Patra	4125.0	34.4	4	120.0	EL
1666	Σύγχρονος Ιταλικός Πολιτισμός και Ειδικά Ζητήματα Ορολογίας και Ερμηνεία	Contemporary Italian culture and specific issues of	HOU	Patra	4125.0	34.4	4	120.0	EL
1415	Σύγχρονες τάσεις στη Γλωσσολογία για Εκπαιδευτικούς	Current trends in linguistics for teachers	HOU	Patra	4050.0	33.8	4	120.0	EL
1417	Επικοινωνία της Επιστήμης	Science Communication	HOU	Patra	4000.0	33.3	4	120.0	EL
1270	Μουσική Παιδαγωγική	Music Pedagogy	Ionian	Corfu	4000.0	33.3	4	120.0	EL
1446	Διοίκηση Εφοδιαστικής Αλυσίδας	Supply Chain Management	HOU	Patra	4000.0	33.3	4	120.0	EN
1408	Διδακτική της Αγγλικής ως Ξένης/Διεθνούς Γλώσσας	MEd in Teaching of English as a Foreign Language/Int	HOU	Patra	4000.0	33.3	4	120.0	EN
1414	Δημόσια Ιστορία	Public History	HOU	Patra	4000.0	33.3	4	120.0	EL
920	Διοίκηση Αθλητικών Οργανισμών και Επιχειρήσεων	Sport Management	UoP	Sparti / Sparta	4000.0	44.4	3	90.0	EL
919	Οργάνωση και Διαχείριση Αθλητικών Δραστηριοτήτων για Άτομα με Αναπηρίες (Α.με.Α.)	Sport Management and Organization for people with di	UoP	Sparti / Sparta	4000.0	33.3	4	120.0	EL
1672	Παραστατικές Τέχνες	MA in Performing Arts	HOU	Patra	4000.0	33.3	4	120.0	EL
1671	Νεώτερη και Σύγχρονη Ελληνική Ιστορία	Modern and Contemporary Greek History	HOU	Patra	4000.0	33.3	4	120.0	EL
1586	Greek and Chinese Civilizations: a comparative approach	Greek and Chinese Civilizations: a comparative appro	UPatras	Patra	4000.0	33.3	4	120.0	EN
1701	Ψηφιακές Ανθρωπιστικές Επιστήμες	MSc in Digital Humanities	NKUA	Athens	4000.0	44.4	3	90.0	EN
1675	Ψηφιακές Ανθρωπιστικές Επιστήμες: μέθοδοι, εργαλεία, πρακτικές	Digital Humanities: Methods, Tools, Practices	HOU	Patra	4000.0	33.3	4	120.0	EL
1673	Τέχνη-Πολιτιστική Κληρονομιά-Αναπτυξιακές Πολιτικές	Art-Cultural Heritage-Development Policies	HOU	Patra	4000.0	33.3	4	120.0	EL
1676	Σπουδές φύλου: Μεθοδολογίες, θεωρίες, πολιτικές	Gender studies: Methodologies, theories, policies	HOU	Patra	4000.0	33.3	4	120.0	EL
1663	Λαϊκός πολιτισμός και Νεότερη Πολιτιστική Κληρονομιά	Folk/Popular Culture and Modern Cultural Heritage	HOU	Patra	4000.0	33.3	4	120.0	EL
1615	Διοίκηση Ξενοδοχειακών Επιχειρήσεων	Hotel Management	UNIW A	Athens	4000.0	44.4	3	90.0	EL
2255	Τεχνητή Νοημοσύνη και Τεχνολογίες Εμβύθισης στην Εκπαίδευση, την Επιμόρφωση και τον Σχεδιασμό Παιχνιδιών	Artificial Intelligence and Immersive Technologies i	DUTH	Kavala	4000.0	44.4	3	90.0	EL
1447	Διαχείριση γήρανσης και χρόνιων νοσημάτων	Aging and Chronic Diseases Management	HOU	Patra	3960.0	33.0	4	120.0	EL
1432	Βιοπληροφορική και Νευροπληροφορική	Bioinformatics and Neuroinformatics	HOU	Patra	3900.0	43.3	3	90.0	EL
1477	Προστασία της Πολιτιστικής Κληρονομιάς και των Μνημείων της Φύσης από τις Επιπτώσεις της Κλιματικής Αλλαγής	Protection of Cultural Heritage and Monuments of Nat	HOU	Patra	3900.0	32.5	4	120.0	EN
1409	Διδακτική της Γερμανικής ως Ξένης Γλώσσας	MEd in Teaching of German as a Foreign Language	HOU	Patra	3850.0	32.1	4	120.0	MX
1665	Εφαρμοσμένη Αναπτυξιακή Ψυχολογία	Master’s degree in Applied Developmental Psychology	HOU	Patra	3850.0	32.1	4	120.0	EL
1410	Διδακτική της Γαλλικής ως Ξένης Γλώσσας	MEd in Teaching French as a Foreign Language	HOU	Patra	3850.0	32.1	4	120.0	MX
1431	Περιβαλλοντικός Σχεδιασμός	Environmental Design	HOU	Patra	3750.0	31.2	4	120.0	EL
1418	Γραφικές Τέχνες - Πολυμέσα	Graphic Arts - Multimedia	HOU	Patra	3750.0	31.2	4	120.0	EL

ID	Πρόγραμμα	Programme	Univ	City	Fee	EUR/ ECTS	Sem	ECTS	Lang
1420	Ακουστικός Σχεδιασμός και Ψηφιακός Ήχος	Acoustic Design and Digital Sound	HOU	Patra	3750.0	31.2	4	120.0	EL
1435	Διοίκηση Μονάδων Υγείας	Health Care Management	HOU	Patra	3750.0	31.2	4	120.0	EL
1436	Διοίκηση Πολιτισμικών Μονάδων	Cultural Organisations Management	HOU	Patra	3750.0	31.2	4	120.0	EL
1419	Σχεδιασμός Φωτισμού	Lighting Design	HOU	Patra	3750.0	31.2	4	120.0	EL
1411	Ορθόδοξη Χριστιανική Θεολογία και Θρησκευτικός Πλουραλισμός	Orthodox Christian Theology and Religious Pluralism	HOU	Patra	3750.0	31.2	4	120.0	EL
1407	Εκπαίδευση Ενηλίκων	Adult Education	HOU	Patra	3750.0	31.2	4	120.0	EL
1406	Επιστήμες της Αγωγής	Educational Sciences	HOU	Patra	3750.0	31.2	4	120.0	EL
1363	Ανθρώπινα Δικαιώματα και Μεταναστευτικές Σπουδές	Human Rights and Migration Studies	UoM	Thessaloniki	3600.0	40.0	3	90.0	EN
884	Ειδική Αγωγή	Special Education	NKUA	Athens	3600.0	30.0	4	120.0	EL
1660	Σχεδιασμός Οπτικών Εφέ Κινούμενης Εικόνας	Design of Visual Effects and Animation	HOU	Patra	3600.0	40.0	3	90.0	EL
1412	Επιστήμες της Αγωγής: Ειδική Αγωγή και Εκπαίδευση Ατόμων με Προβλήματα Προφορικού και Γραπτού λόγου	Education Sciences: Special Education and Education	HOU	Patra	3600.0	30.0	4	120.0	EL
1528	Φιλοσοφία και Διοίκηση	Philosophy and Management	NKUA	Athens	3600.0	40.0	3	90.0	EL

Programme criteria as published by the Ministry of Education and retrieved on 6 September 2026, describing the 2026-27 intake. Research standing is read from the seven field volumes of Edition 2026 of this series, publication window 2012-2025, cited in Section 1A; it is not recomputed here.

Table 54.7a. Field 07 — programmes and criteria (continued, 2 of 4)

ID	Πρόγραμμα	Programme	Univ	City	Fee	EUR/ ECTS	Sem	ECTS	Lang
1662	Βιώσιμος Σχεδιασμός Εσωτερικού Περιβάλλοντος Κτιρίων	Sustainable Interior Design of Buildings	HOU	Patra	3600.0	40.0	3	90.0	EL
1498	Θεωρητική και Εφαρμοσμένη Γλωσσολογία	Theoretical and Applied Linguistics	AUTH	Thessaloniki	3500.0	38.9	3	90.0	EN
2218	Επιστήμες της Αγωγής: Παιδαγωγική του Θεάτρου	Education Sciences: Theatre Pedagogy	DUTH	Alexandroupoli	3500.0	29.2	3	120.0	EL
1005	Ετερότητα και Παιδαγωγική του Θεάτρου	Diversity and Theatre Pedagogy	DUTH	Alexandroupoli	3500.0	29.2	4	120.0	EL
13	Ταυτότητα, Εκπαίδευση και Ικανότητες για Δημοκρατικό Πολιτισμό	Identity, Education and Competences for Democratic C	NKUA	Athens	3400.0	45.3	3	75.0	MX
2257	Επιστήμες της Αγωγής: Αναπτυξιακή Ψυχολογία και Εφαρμογές στην Αγωγή και την Εκπαίδευση	Educational Sciences: Developmental Psychology and A	UoC	Rethymno	3300.0	36.7	3	90.0	EL
1029	Δημιουργική Γραφή	CREATIVE WRITING	UoWM	Florina	3200.0	26.7	4	120.0	EL
903	Θεωρία, Πράξη και Αξιολόγηση του Εκπαιδευτικού Έργου	Theory, Praxis and Evaluation of Educational Work	NKUA	Athens	3200.0	26.7	4	120.0	EL
1046	Δημιουργική και Προσαρμοσμένη Φυσική Αγωγή	Creative and Adapted Physical Education	DUTH	Komotini	3200.0	35.6	3	90.0	EL
1194	Μοντέλα Σχεδιασμού και Ανάπτυξης Εκπαιδευτικών Μονάδων	Models of Educational Planning and Development	UAegean	Rhodes	3200.0	26.7	4	120.0	EL
1402	Γνωσιακή Επιστήμη	Cognitive Science	NKUA	Athens	3200.0	26.7	4	120.0	EL
1526	Μοντέλα Παρέμβασης στην Ειδική Αγωγή	Models of Intervention in Special Education	UAegean	Rhodes	3200.0	26.7	4	120.0	EL
1590	Διοίκηση Καινοτομίας και Επιχειρηματικότητα	MSc in Innovation Management and Entrepreneurship	HOU	Patra	3150.0	35.0	3	90.0	EN
1674	Φιλοσοφία και Τέχνες	Philosophy and Arts	HOU	Patra	3150.0	35.0	3	90.0	EL
1661	Αποτύπωση και τεκμηρίωση μνημείων και Αρχαιολογικών Χώρων	Documentation and modeling of Monuments and Archaeol	HOU	Patra	3150.0	35.0	3	90.0	EL

ID	Πρόγραμμα	Programme	Univ	City	Fee	EUR/ ECTS	Sem	ECTS	Lang
1592	Βυζαντινή Μουσική: Ακαδημαϊκή Θεωρία και Καλλιτεχνική Ερμηνεία	Byzantine Music: Academic Theory & Artistic Performa	NKUA	Athens	3000.0	33.3	3	90.0	EN
1604	Animation Δισδιάστατο & Τρισδιάστατο Κινούμενο Σχέδιο	Animation	UNIWA	Athens	3000.0	33.3	3	90.0	EL
1639	Δημιουργική Γραφή, Θέατρο & Πολιτιστικές Βιομηχανίες: Καλλιτεχνικές, Ερευνητικές και Παιδαγωγικές Εφαρμογές	Creative Writing, Theatre and Cultural Industries: A	UoP	Nafplion	3000.0	33.3	3	90.0	EL
911	Εκπαίδευση και Ανθρώπινα Δικαιώματα	Education and Human Rights	NKUA	Athens	3000.0	25.0	4	120.0	EL
962	Νεότερη και Σύγχρονη Ιστορία: Νέες Θεωρήσεις και Προοπτικές	Modern and Contemporary History: New Assumtions and	UoP	Kalamata	3000.0	25.0	4	120.0	EL
939	Διοίκηση Εκπαιδευτικών Μονάδων	Management of Educational Organisations	UNIWA	Athens	3000.0	33.3	3	90.0	EL
918	Οπτικοακουστικές Τέχνες στην Ψηφιακή Εποχή	Audiovisual Arts in the Digital Age	Ionian	Corfu	3000.0	33.3	3	90.0	EL
1260	Διερμηνεία και Μετάφραση	Conference Interpreting and Translation	AUTH	Thessaloniki	3000.0	25.0	4	120.0	EL
1164	Λατινοαμερικανικές και Ιβηρικές Σπουδές	Latin American and Iberian Studies	NKUA	Athens	3000.0	25.0	4	120.0	MX
949	Επιστήμες της Αγωγής: Πολιτισμική ετερότητα και εκπαίδευση	Education Sciences: Cultural diversity and education	DUTH	Alexandroupoli	3000.0	33.3	3	90.0	EL
2250	Ιστορία της Μοντέρνας και Σύγχρονης Τέχνης	History of Modern and Contemporary Art	UOI	Ioannina	3000.0	25.0	4	120.0	EL
2266	Κριτική Σκέψη Και Ήπιες Δεξιότητες (Soft Skills) Στις Βιοϊατρικές Και Κοινωνικές Επιστήμες	Critical Thinking and Soft Skills in Biomedical and	AUTH	Thessaloniki	3000.0	40.0	2	75.0	EL
1667	Λογική	Logic	NKUA	Athens	3000.0	25.0	4	120.0	EN
1374	Επιστήμες της Αγωγής: Παιδαγωγική και Διδακτική Πράξη	Education Sciences: Pedagogical and Teaching Practic	UoC	Rethymno	3000.0	25.0	4	120.0	EL
1378	Επιστήμες της Αγωγής: Τέχνη και Εκπαίδευση	Education sciences: Art and Education	UoC	Rethymno	3000.0	25.0	4	120.0	EL
1416	Εκπαίδευση και Τεχνολογίες σε Συστήματα Εξ Αποστάσεως Διδασκαλίας και Μάθησης	Education and Technologies in Distance Teaching and	HOU	Patra	3000.0	33.3	3	90.0	EL
1380	Ειδική Αγωγή	Special Education	UoC	Rethymno	3000.0	25.0	4	120.0	EL
2262	Νευροεπιστήμες, Νευρογλωσσολογία και Εφαρμογές	Neurosciences, Neurolinguistics and Applications	AUTH	Thessaloniki	3000.0	25.0	4	120.0	EL
1358	Δραματική Τέχνη και Παραστατικές Τεχνές στην Εκπαίδευση και Διά Βίου Μάθηση	Drama and Performing Arts in Education and Lifelong	UoP	Nafplion	3000.0	33.3	3	90.0	EL
1574	The Athens MA in Ancient Philosophy	The Athens MA in Ancient Philosophy	NKUA	Athens	3000.0	40.0	2	75.0	EN
1032	Νέες Μορφές Εκπαίδευσης και Μάθησης	New Forms of Education and Learning	UAegean	Rhodes	2900.0	32.2	3	90.0	EL
1524	Αρχαιολογία της Ανατολικής Μεσογείου	Archaeology of the Eastern Mediterranean	UAegean	Rhodes	2800.0	31.1	3	90.0	EL
1481	Επιστήμες της Αγωγής: Ετερότητα, Κοινωνία και Εκπαίδευση	Education Sciences: Diversity, Society and Education	DUTH	Alexandroupoli	2800.0	23.3	4	120.0	EL
1533	Αρχαίο Θέατρο: Εκπαιδευτικές και Φιλολογικές Προσεγγίσεις	Ancient Theatre: Educational & Literary Approaches	UAegean	Rhodes	2800.0	31.1	3	90.0	EL
1532	Διδακτική Θετικών Επιστημών και Τεχνολογίες της Πληροφορίας και της Επικοινωνίας στην Εκπαίδευση: Διεπιστημονική Προσέγγιση	Didactics Of Mathematics, Science And Information An	UAegean	Rhodes	2800.0	31.1	3	90.0	EL

ID	Πρόγραμμα	Programme	Univ	City	Fee	EUR/ ECTS	Sem	ECTS	Lang
2269	Μάνατζμεντ και Τεχνολογίες στην Πολιτιστική Κληρονομιά – ManTech	Management and Technologies in Cultural Heritage – M	UoP	Sparti / Sparta	2800.0	31.1	3	90.0	EL
1534	Πολίτικη, Διοίκηση και Αξιολόγηση στην Εκπαίδευση	Policy, Management and Evaluation in Education	NKUA	Athens	2800.0	23.3	4	120.0	EL
1012	Επιστήμες της Αγωγής: Διδακτική των Μαθηματικών	Educational Sciences: Mathematics Education	UoWM	Florina	2800.0	31.1	3	90.0	EL
1017	Ψυχοπαιδαγωγικές, Διδακτικές και Διαπολιτισμικές Προσεγγίσεις στις Ανθρωπιστικές Επιστήμες	Psycho-pedagogical, Didactic and Intercultural Appro	DUTH	Komotini	2800.0	23.3	4	120.0	EL
1004	Στελέχη Εκπαίδευσης στις Επιστήμες της Αγωγής	Educational Leadership	DUTH	Alexandroupoli	2750.0	30.6	3	90.0	EL
942	Επιστήμες της Αγωγής: Εκπαίδευση στα Μαθηματικά και τις Φυσικές Επιστήμες	Mathematics and Science Education	DUTH	Alexandroupoli	2700.0	30.0	3	90.0	EL
1381	Διοίκηση Αθλητισμού, Αναψυχής και Αθλητικού Τουρισμού	Sport, Recreation and Sports Tourism Management	AUTH	Thessaloniki	2700.0	30.0	3	90.0	EL
1254	Τέχνες και Τεχνολογίες του Ήχου	Audio Arts and Technologies	Ionian	Corfu	2700.0	30.0	3	90.0	EL
928	Περιβαλλοντική Εκπαίδευση	Environmental Education	UAegean	Rhodes	2700.0	30.0	3	90.0	EL
1382	Εκπαίδευση στη Φυσική Αγωγή	Education in Physical Education	AUTH	Thessaloniki	2700.0	30.0	3	90.0	EL

Table 54.7a. Field 07 — programmes and criteria (continued, 3 of 4)

ID	Πρόγραμμα	Programme	Univ	City	Fee	EUR/ ECTS	Sem	ECTS	Lang
1383	Ανθρώπινη Απόδοση	Human Performance	AUTH	Thessaloniki	2700.0	30.0	3	90.0	EL
1545	Επιστήμες της Αγωγής: Θρησκεία και Παιδεία	Sciences of education: Religion and Education	UoC	Rethymno	2700.0	22.5	4	120.0	EL
1588	Μεταπτυχιακές Σπουδές στη Σύγχρονη Φιλοσοφία/Φιλοσοφία της Επιστήμης	MA in Contemporary Philosophy/Philosophy of Science	NKUA	Athens	2700.0	36.0	2	75.0	EN
1337	Θέατρο και Κοινωνία: Θεωρία, Σκηνική Πράξη και Διδακτική	Theatre and Society: Theory, Stage Practice and Dida	UoP	Nafplion	2600.0	28.9	3	90.0	EL
1180	Παιδικό Βιβλίο και Παιδαγωγικό Υλικό	Children's Book and Educational Material	UAegean	Rhodes	2600.0	28.9	3	90.0	EL
983	Διοίκηση και Διαχείριση Υπηρεσιών Υγείας και Κοινωνικής Φροντίδας	Management of Health and Social Care Services	UNIWA	Athens	2500.0	27.8	3	90.0	EL
1707	Επιστήμες της Αγωγής: Έρευνα και Πράξη σε Μεταβαλλόμενα Περιβάλλοντα Μάθησης	Education Sciences: Research and Praxis in Changing	AUTH	Thessaloniki	2500.0	27.8	3	90.0	EL
1288	Σπουδές στη Μαύρη Θάλασσα και την Ανατολική Μεσόγειο: Πολιτισμός και Διεθνείς Σχέσεις	MA in Black Sea and Eastern Mediterranean Studies: C	IHU	Thessaloniki	2500.0	27.8	3	90.0	EN
1286	Κλασική Αρχαιολογία και Αρχαία Ιστορία της Μακεδονίας	MA in Classical Archaeology and the Ancient History	IHU	Thessaloniki	2500.0	27.8	3	90.0	EN
1359	Εκπαίδευση για την Αειφορία και το Περιβάλλον	Education for Sustainability and Environnment	UThessaly	Volos	2500.0	41.7	2	60.0	EL
1051	Επιστήμες της Αγωγής – Εκπαίδευση με χρήση Νέων Τεχνολογιών	Education Sciences – Education with the use of New T	UAegean	Rhodes	2500.0	27.8	3	90.0	EL
1036	Ιστορία, Ανθρωπολογία, Πολιτισμός στην Ανατολική και Νοτιοανατολική Ευρώπη	History, Anthropology and Culture in Eastern and Sou	UoM	Thessaloniki	2500.0	20.8	4	120.0	EL
1199	Επιστήμες της Αγωγής: Καινοτόμες Παιδαγωγικές Προσεγγίσεις σε Πολυπολιτισμικά Εκπαιδευτικά Περιβάλλοντα	Education Sciences: Innovative Pedagogical Approache	DUTH	Alexandroupoli	2500.0	20.8	4	120.0	EL
2242	Διαχείριση της Σχολικής Μονάδας και Διά Βίου Μάθηση	School Management and Lifelong Learning	NKUA	Athens	2400.0	20.0	4	120.0	EL

ID	Πρόγραμμα	Programme	Univ	City	Fee	EUR/ ECTS	Sem	ECTS	Lang
2251	Επιστήμες της Αγωγής: Εκπαίδευση στις Φυσικές Επιστήμες, την Αειφορία και την Τεχνολογία	Education Sciences: Science, Sustainability and Tech	DUTH	Alexandroupoli	2400.0	26.7	3	90.0	EL
1390	Επιστήμες της Αγωγής: Εξ Αποστάσεως Εκπαίδευση με την αξιοποίηση Προηγμένων Μαθησιακών Τεχνολογιών (e-Learning)	Education sciences: eLearning Pedagogy	UoC	Rethymno	2400.0	26.7	3	90.0	EL
1379	Επιστήμες της Αγωγής: Αναπτυξιακή Ψυχολογία και Παιδαγωγικές Εφαρμογές	Education Sciences: Developmental Psychology and Ped	UoC	Rethymno	2400.0	20.0	4	120.0	EL
1496	Ελληνογαλλικές Σπουδες στη Λογοτεχνία, τον Πολιτισμό και τη Μετάφραση	Etudes Franco-helléniques en Littérature, Civilisati	NKUA	Athens	2400.0	20.0	4	120.0	MX
1399	Επιστήμες Αγωγής, Κριτική Παιδαγωγική και Εκπαίδευση Εκπαιδευτικών	Education Sciences, Criticacal Pedagogi and Educatio	UoC	Rethymno	2400.0	26.7	3	90.0	EL
937	Αειφορικός Σχεδιασμός Αρχιτεκτονικού Χώρου	Sustainable Design of Architectural Space	UNIWA	Athens	2400.0	26.7	3	90.0	EL
2252	Επιστήμες της Αγωγής	Sciences Of Education	NKUA	Athens	2400.0	20.0	4	120.0	EL
1527	Διαπολιτισμική Επικοινωνία	Intercultural Communication	AUTH	Thessaloniki	2400.0	26.7	3	90.0	EL
1013	Δημόσιος Λόγος και Ψηφιακά Μέσα	Public Discourse and Digital Media	UoWM	Florina	2390.0	26.6	3	90.0	EL
1234	Οργάνωση και Διοίκηση της Εκπαίδευσης	Educational Administration and Management	UThessaly	Volos	2350.0	26.1	3	90.0	EL
1273	Προπόνηση και Πρόληψη Τραυματισμών στο Ποδόσφαιρο	Soccer training and Injury Prevention	AUTH	Thessaloniki	2350.0	26.1	3	90.0	EL
1015	Επιστήμες της Αγωγής: Οργάνωση και Διοίκηση της Εκπαίδευσης – Εκπαιδευτική Ηγεσία	Education Sciences: Management and Administration in	UoWM	Florina	2300.0	25.6	3	90.0	EL
1627	Ζώα: Ηθική, Δίκαιο, Ευζωία	Animal Welfare, Ethics and the Law	NKUA	Athens	2250.0	25.0	3	90.0	EL
1230	Μουσειακές Σπουδές	Museum Studies	NKUA	Athens	2100.0	23.3	3	90.0	EL
984	Επιστήμες της Αγωγής: Εκπαίδευση στις Φυσικές Επιστήμες, το Περιβάλλον και την Τεχνολογία	Educational Sciences: Science, Environment and Techn	UoWM	Florina	2100.0	23.3	3	90.0	EL
1246	Σημειωτική, Πολιτισμός και Επικοινωνία	Semiotics, Culture and Communication	AUTH	Thessaloniki	2100.0	23.3	3	90.0	EL
1247	Γλώσσες, Επικοινωνία και Δοίκηση Υπηρεσιών Εκπαίδευσης στο σύγχρονο κοινωνικό, οικονομικό και τεχνολογικό περιβάλλον	Languages, Communication and Management of Education	AUTH	Thessaloniki	2100.0	23.3	3	90.0	EL
1483	Ψηφιακές και Ήπιες Δεξιότητες στις Επιστήμες της Αγωγής	Digital and Soft Skills in Educational Sciences	IHU	Thessaloniki	2100.0	23.3	3	90.0	EL
1370	Αρχαία και Νέα Ελληνική Φιλολογία	Ancient and Greek Modern Literature	UoP	Kalamata	2100.0	23.3	3	90.0	EL
1568	Σλαβικός Κόσμος, Βαλκάνια και Ελληνισμός: Ιστορία, Παιδεία, Πολιτισμός	Slavic World, Balkans and Hellenism: History, Educat	AUTH	Thessaloniki	2000.0	22.2	3	90.0	EL
976	Σπουδές στην Τοπική Ιστορία - Διεπιστημονικές Προσεγγίσεις	Studies in Local History - Interdisciplinary Approac	DUTH	Komotini	1900.0	15.8	4	120.0	EL
2259	Σύγχρονες Ιατρικές Πράξεις Δικαιϊκή Ρύθμιση και Βιοηθική Διάσταση	Contemporary Medical Acts: Legal Regulation and Bioe	AUTH	Thessaloniki	1800.0	20.0	3	90.0	EL
1594	Ιστορία της Φιλοσοφίας και των Ιδεών (Ελληνική Φιλοσοφία)	History of Philosophy and Ideas (Greek Philosophy)	NKUA	Athens	1700.0	22.7	2	75.0	EN
902	Ιστορία και Τεκμηρίωση	History and Documentation	Ionian	Corfu	1600.0	13.3	4	120.0	EL
1453	Συγκριτική Φιλολογία στον Παρευξείνιο Χώρο	Comparative Literary Studies in the Black Sea Region	DUTH	Komotini	1500.0	16.7	3	90.0	EL

ID	Πρόγραμμα	Programme	Univ	City	Fee	EUR/ ECTS	Sem	ECTS	Lang
2256	Βασικές και Εφαρμοσμένες Νευροεπιστήμες	Basic and Applied Neurosciences	AUTH	Thessaloniki	1250.0	16.7	2	75.0	EL
1309	Ιταλικές Σπουδές και Επιστήμες της Γλώσσας	Italian Studies and Language Sciences	AUTH	Thessaloniki	1250.0	13.9	3	90.0	MX
1280	Επιστήμη, Τεχνολογία, Κοινωνία — Σπουδές Επιστήμης και Τεχνολογίας	MSc in Science, Technology, Society—Science and Tech	NKUA	Athens	1000.0	16.7	2	60.0	EN
1265	Ιστορία και Φιλοσοφία της Επιστήμης και της Τεχνολογίας	History and Philosophy of Science and Technology	NKUA	Athens	600.0	5.0	4	120.0	EL
1282	Θεολογία και Πολιτισμός	Theology and Culture	AUTH	Thessaloniki	600.0	6.7	3	90.0	EL
929	Διαχείριση πληροφοριών σε Βιβλιοθήκες, Αρχεία, Μουσεία	Information Management in Libraries, Archives, Museu	UNIWA	Athens	600.0	6.7	3	90.0	EL
894	Αρχαίος Μεσογειακός Κόσμος-Ιστορία και Αρχαιολογία (ΑΜΚΙΑ)	Ancient Mediterranean World-History and Archaeology	UoC	Rethymno	0.0	0.0	4	120.0	EL
1035	Βιολογία της Άσκησης	Biology of Physical Activity	NKUA	Athens	0.0	0.0	4	120.0	EL
1026	Φυσική Αγωγή και Αθλητισμός	Physical Education and Sport Science	NKUA	Athens	0.0	0.0	4	120.0	EL
1025	Ελληνική Φιλοσοφία - Φιλοσοφία των Επιστημών	Greek Philosophy - Philosophy of Sciences	UOI	Ioannina	0.0	0.0	4	120.0	EL
897	Ιστορία της Τέχνης	History of Art	UoC	Rethymno	0.0	0.0	4	120.0	EL

Table 54.7a. Field 07 — programmes and criteria (continued, 4 of 4)

ID	Πρόγραμμα	Programme	Univ	City	Fee	EUR/ ECTS	Sem	ECTS	Lang
993	Αρχαίος Κόσμος: Ιστορία και Αρχαιολογία	Ancient World: History and Archaeology	UOI	Ioannina	0.0	0.0	3	90.0	EL
1001	Επιστήμες της Εκπαίδευσης και της Αγωγής: Διεπιστημονικές Προσεγγίσεις στην Προσχολική και Πρώτη Σχολική Ηλικία	Educational Sciences: Interdisciplinary Approaches t	UOI	Ioannina	0.0	0.0	4	120.0	EL
999	Επιστήμες του Περιβάλλοντος και Εκπαίδευση για την Αειφορία	Environmental Health and Education Sciences: Educati	UOI	Ioannina	0.0	0.0	3	90.0	EL
1003	Επιστήμες της Αγωγής: Δημιουργικά Περιβάλλοντα Μάθησης και Παιχνίδι	Educational Sciences: Creative Educational Environme	UThessaly	Volos	0.0	0.0	4	120.0	EL
1009	Επιστήμες της Αγωγής με Νέες Τεχνολογίες	Education and New Technology	UoWM	Florina	0.0	0.0	4	120.0	EL
1268	Κλασική Φιλολογία	Classical Philology	AUTH	Thessaloniki	0.0	0.0	3	90.0	EL
1248	Κινησιολογία	Kinesiology	AUTH	Serres	0.0	0.0	3	90.0	EL
1243	Γλώσσα και Πολιτισμός στον Γερμανόφωνο Χώρο	Language and Culture in the German-speaking Area	AUTH	Thessaloniki	0.0	0.0	4	120.0	MX
1219	Βυζαντινής Φιλολογίας και Παπυρολογίας-Παλαιογραφίας	Byzantine Philology and Papyrology-Paleography	AUTH	Thessaloniki	0.0	0.0	3	90.0	EL
1215	Αγγλική Γλώσσα, Γλωσσολογία και Μετάφραση	MA in English Language, Linguistics and Translation	NKUA	Athens	0.0	0.0	3	90.0	EN
1206	Σπουδές στην Κλασική, Βυζαντινή και Νεοελληνική Γραμματεία	Studies in Classical, Byzantine and Modern Greek Lit	UPatras	Patra	0.0	0.0	4	120.0	EL
1019	Επιστήμη της Μετάφρασης	Science of Translation	Ionian	Corfu	0.0	0.0	3	90.0	EL
1315	Γλωσσικές, Λογοτεχνικές και Διαπολιτισμικές Σπουδές στο Γαλλόφωνο και Ευρωπαϊκό Χώρο	Linguistic, Literal and Intercultural studies in fra	AUTH	Thessaloniki	0.0	0.0	4	120.0	EL
1353	Επιστήμες της Αγωγής: Θεωρία και Εφαρμογές	Sciences of education: Theory and Education	UoC	Rethymno	0.0	0.0	4	120.0	EL
1326	Αρχαιολογία, Τέχνη και Πολιτισμό	Archaeology, Arts and Culture	AUTH	Thessaloniki	0.0	0.0	5	150.0	EL
1327	Ιστορική Έρευνα	Historical Research	AUTH	Thessaloniki	0.0	0.0	4	120.0	EL

ID	Πρόγραμμα	Programme	Univ	City	Fee	EUR/ ECTS	Sem	ECTS	Lang
1330	Νεοελληνική Φιλολογία: Ερμηνεία, κριτική και κειμενικές σπουδές	Modern Greek Philology: Interpretation, criticism an	AUTH	Thessaloniki	0.0	0.0	3	90.0	EL
1316	Το Αρχαίο Ελληνικό Θέατρο και η Πρόσληψή του	The Ancient Greek Theatre and Its Reception	UPatras	Patra	0.0	0.0	4	120.0	EL
1364	Βυζαντινές Σπουδες	Byzantine Studies	UOI	Ioannina	0.0	0.0	4	120.0	EL
1373	Εφαρμογές της Ψυχολογίας στην Εκπαίδευση: Εναλλακτικές-Βιωματικές και Ενσώματες-Πολυτροπικές ψυχοπαιδαγωγικές Προσεγγίσεις	Applications of Psychology in Education: Alternative	UoC	Rethymno	0.0	0.0	4	120.0	EL
1277	Γλωσσολογία	Linguistics	UoC	Rethymno	0.0	0.0	4	120.0	EL
1377	Φιλοσοφία: Γνώση, Αξίες και Κοινωνία	Philosophy: Knowledge, Values and Society	UoC	Rethymno	0.0	0.0	4	120.0	EL
1297	Νεότερη και Σύγχρονη Ιστορία και Ιστορία της Τέχνης	Modern and Contemporary History and History of Art	NKUA	Athens	0.0	0.0	4	120.0	EL
1296	Βυζαντινός Κόσμος: Ιστορία και Αρχαιολογία	The world of Byzantium: History and Archaeology	NKUA	Athens	0.0	0.0	4	120.0	EL
1295	Αρχαιολογία και Ιστορία του Αρχαίου Κόσμου: από την Απώτατη Προϊστορία έως την Ύστερη Αρχαιότητα.	Archaeology and History of the Ancient World: from t	NKUA	Athens	0.0	0.0	4	120.0	EL
1285	Κλασικές Σπουδές	Classical Studies	UoC	Rethymno	0.0	0.0	4	120.0	EL
1275	Επιστήμες της Τέχνης και Εικαστικές Τέχνες	Fine Arts and Art Sciences	UOI	Ioannina	0.0	0.0	4	120.0	EL
1283	Βυζαντινή και Νεοελληνική Φιλολογία	Byzantine and Modern Greek Philology	UoC	Rethymno	0.0	0.0	4	120.0	EL
1284	Θεατρικές και Κινηματογραφικές Σπουδές	Theater and Film Studies	UoC	Rethymno	0.0	0.0	4	120.0	EL
1641	Τέχνη και Δημόσια Σφαίρα	Art and the Public Sphere	AUTH	Thessaloniki	0.0	0.0	4	120.0	EL
1600	Οθωμανική Ιστορία	MA Program in Ottoman History	UoC	Rethymno	0.0	0.0	4	120.0	EN
1495	Διδασκαλία Ξένων Γλωσσών στην Ευρώπη: Εκπαίδευση στη Γλωσσική και Πολιτισμική Διαφορετικότητα των Σχολικών Πληθυσμών	Enseignants de langues en Europe : formation à la di	NKUA	Athens	0.0	0.0	2	60.0	MX
1543	Ειδικές προσεγγίσεις στις παραστατικές τέχνες και τον κινηματογράφο (ιστορία, θεωρία, πολιτικές της ταυτότητας)	Contemporary Approaches to the Performing Arts and F	UPatras	Patra	0.0	0.0	4	120.0	EL
1500	Γερμανική Φιλολογία: Θεωρία - Εφαρμογές	German Philology: Theory and Applications	NKUA	Athens	0.0	0.0	4	120.0	MX
1499	Αγγλικές Σπουδές: Λογοτεχνία και Πολιτισμός	MA in English Studies: Literature and Culture	NKUA	Athens	0.0	0.0	3	90.0	EN
2248	ΠΜΣ στη Φιλοσοφία	MA in Philosophy	UPatras	Patra	0.0	0.0	4	120.0	EL
2238	Βυζαντινός και Μεσαιωνικός Κόσμος	Byzantine and Medieval World	UoC	Rethymno	0.0	0.0	4	120.0	EL

Table 54.7b. Field 07 — fee, research standing and paired ranks (continued, 1 of 4)

ID	Programme	Univ	Fee	Mean h	PC1	rF	rC	rE	rR	Δ
1670	MSc Leadership: Ethics and Politics	NKUA	12000.0	7.3	-2.57	1	1	100	67.0	66.0
1034	Counselling Psychology & Counselling in Special - Ge	UThessaly	7500.0	8.2	-2.28	2	6	1	56.0	54.0
1233	MA in Greek and Eastern Mediterranean Archaeology: F	NKUA	6000.0	5.3	-3.3	3	2	177	123.0	120.0
1444	MSc in Enterprise Risk Management (ERM)	HOU	6000.0			3	6	3		
1700	MSc in Archaeological Science	NKUA	6000.0	18.1	0.45	3	3	100	8.0	5.0
1628	Resilience in Educational Contexts -EMJM FLOURISH	UoC	5000.0	8.6	-2.12	6	14	3	54.0	48.0
1644	Olympic Studies, Olympic Education, Organization and	UoP	5000.0	9.7	-2.02	6	5	100	47.0	41.0
1448	Sport Management	HOU	4200.0			8	26	3		
1688	Human Resource Management and Digital Transformation	UNIWA	4200.0			8	4	177		

ID	Programme	Univ	Fee	Mean h	PC1	rF	rC	rE	rR	Δ
1413	Language Education for Refugees and Migrants	HOU	4125.0	5.8	-2.72	10	30	3	87.0	77.0
1664	Creative Writing	HOU	4125.0	5.8	-2.72	10	30	3	87.0	77.0
1666	Contemporary Italian culture and specific issues of	HOU	4125.0	5.8	-2.72	10	30	3	87.0	77.0
1415	Current trends in linguistics for teachers	HOU	4050.0	5.8	-2.72	13	33	3	87.0	74.0
1417	Science Communication	HOU	4000.0	5.8	-2.72	14	34	3	87.0	73.0
1270	Music Pedagogy	Ionian	4000.0	1.6	-3.82	14	34	3	135.0	121.0
1446	Supply Chain Management	HOU	4000.0			14	34	3		
1408	MEd in Teaching of English as a Foreign Language/Int	HOU	4000.0	5.8	-2.72	14	34	3	87.0	73.0
1414	Public History	HOU	4000.0	5.8	-2.72	14	34	3	87.0	73.0
920	Sport Management	UoP	4000.0	9.7	-2.02	14	9	100	47.0	33.0
919	Sport Management and Organization for people with di	UoP	4000.0	9.7	-2.02	14	34	3	47.0	33.0
1672	MA in Performing Arts	HOU	4000.0	5.8	-2.72	14	34	3	87.0	73.0
1671	Modern and Contemporary Greek History	HOU	4000.0	5.8	-2.72	14	34	3	87.0	73.0
1586	Greek and Chinese Civilizations: a comparative appro	UPatras	4000.0	4.6	-3.1	14	34	3	118.0	104.0
1701	MSc in Digital Humanities	NKUA	4000.0	8.9	-2.33	14	9	100	63.0	49.0
1675	Digital Humanities: Methods, Tools, Practices	HOU	4000.0	5.8	-2.72	14	34	3	87.0	73.0
1673	Art-Cultural Heritage-Development Policies	HOU	4000.0	5.8	-2.72	14	34	3	87.0	73.0
1676	Gender studies: Methodologies, theories, policies	HOU	4000.0			14	34	3		
1663	Folk/Popular Culture and Modern Cultural Heritage	HOU	4000.0	5.8	-2.72	14	34	3	87.0	73.0
1615	Hotel Management	UNIWA	4000.0			14	9	100		
2255	Artificial Intelligence and Immersive Technologies i	DUTH	4000.0	17.6	0.48	14	9	100	7.0	-7.0
1447	Aging and Chronic Diseases Management	HOU	3960.0			31	55	3		
1432	Bioinformatics and Neuroinformatics	HOU	3900.0	21.5	2.37	32	13	100	2.0	-30.0
1477	Protection of Cultural Heritage and Monuments of Nat	HOU	3900.0	18.0	-0.09	32	56	3	9.0	-23.0
1409	MEd in Teaching of German as a Foreign Language	HOU	3850.0	5.8	-2.72	34	58	3	87.0	53.0
1665	Master’s degree in Applied Developmental Psychology	HOU	3850.0	5.8	-2.72	34	58	3	87.0	53.0
1410	MEd in Teaching French as a Foreign Language	HOU	3850.0	5.8	-2.72	34	58	3	87.0	53.0
1431	Environmental Design	HOU	3750.0	18.0	-0.09	37	61	3	9.0	-28.0
1418	Graphic Arts - Multimedia	HOU	3750.0	18.0	-0.09	37	61	3	9.0	-28.0
1420	Acoustic Design and Digital Sound	HOU	3750.0	18.0	-0.09	37	61	3	9.0	-28.0
1435	Health Care Management	HOU	3750.0			37	61	3		
1436	Cultural Organisations Management	HOU	3750.0			37	61	3		
1419	Lighting Design	HOU	3750.0	18.0	-0.09	37	61	3	9.0	-28.0
1411	Orthodox Christian Theology and Religious Pluralism	HOU	3750.0	5.8	-2.72	37	61	3	87.0	50.0
1407	Adult Education	HOU	3750.0	5.8	-2.72	37	61	3	87.0	50.0
1406	Educational Sciences	HOU	3750.0	5.8	-2.72	37	61	3	87.0	50.0
1363	Human Rights and Migration Studies	UoM	3600.0	5.2	-2.61	46	16	100	75.0	29.0
884	Special Education	NKUA	3600.0	16.5	-0.72	46	76	3	18.0	-28.0
1660	Design of Visual Effects and Animation	HOU	3600.0	18.0	-0.09	46	16	100	9.0	-37.0
1412	Education Sciences: Special Education and Education	HOU	3600.0	5.8	-2.72	46	76	3	87.0	41.0
1528	Philosophy and Management	NKUA	3600.0	7.3	-2.57	46	16	100	67.0	21.0

Table 54.7b. Field 07 — fee, research standing and paired ranks (continued, 2 of 4)

ID	Programme	Univ	Fee	Mean h	PC1	rF	rC	rE	rR	Δ
1662	Sustainable Interior Design of Buildings	HOU	3600.0	18.0	-0.09	46	16	100	9.0	-37.0
1498	Theoretical and Applied Linguistics	AUTH	3500.0	7.6	-2.61	52	22	100	79.0	27.0
2218	Education Sciences: Theatre Pedagogy	DUTH	3500.0	14.0	-0.81	52	84	3	19.0	-33.0
1005	Diversity and Theatre Pedagogy	DUTH	3500.0	14.0	-0.81	52	84	3	19.0	-33.0
13	Identity, Education and Competences for Democratic C	NKUA	3400.0	6.3	-3.01	55	8	177	116.0	61.0
2257	Educational Sciences: Developmental Psychology and A	UoC	3300.0	11.0	-1.55	56	23	100	36.0	-20.0
1029	CREATIVE WRITING	UoWM	3200.0	11.0		57	93	3		
903	Theory, Praxis and Evaluation of Educational Work	NKUA	3200.0	9.5	-2.61	57	93	3	77.0	20.0
1046	Creative and Adapted Physical Education	DUTH	3200.0	15.1	-0.22	57	25	100	17.0	-40.0
1194	Models of Educational Planning and Development	UAegean	3200.0			57	93	3		
1402	Cognitive Science	NKUA	3200.0	7.3	-2.57	57	93	3	67.0	10.0
1526	Models of Intervention in Special Education	UAegean	3200.0			57	93	3		
1590	MSc in Innovation Management and Entrepreneurship	HOU	3150.0			63	26	100		

ID	Programme	Univ	Fee	Mean h	PC1	rF	rC	rE	rR	Δ
1674	Philosophy and Arts	HOU	3150.0	5.8	-2.72	63	26	100	87.0	24.0
1661	Documentation and modeling of Monuments and Archaeol	HOU	3150.0	18.0	-0.09	63	26	100	9.0	-54.0
1592	Byzantine Music: Academic Theory & Artistic Performa	NKUA	3000.0	5.8	-2.99	66	34	100	114.0	48.0
1604	Animation	UNIWA	3000.0			66	34	100		
1639	Creative Writing, Theatre and Cultural Industries: A	UoP	3000.0	3.5	-3.51	66	34	100	129.0	63.0
911	Education and Human Rights	NKUA	3000.0	8.1	-2.01	66	107	3	46.0	-20.0
962	Modern and Contemporary History: New Assumtions and	UoP	3000.0	2.2	-3.76	66	107	3	133.0	67.0
939	Management of Educational Organisations	UNIWA	3000.0	8.8	-2.31	66	34	100	58.0	-8.0
918	Audiovisual Arts in the Digital Age	Ionian	3000.0	3.3	-3.44	66	34	100	128.0	62.0
1260	Conference Interpreting and Translation	AUTH	3000.0	7.6	-2.61	66	107	3	79.0	13.0
1164	Latin American and Iberian Studies	NKUA	3000.0	4.4	-3.17	66	107	3	120.0	54.0
949	Education Sciences: Cultural diversity and education	DUTH	3000.0	14.0	-0.81	66	34	100	19.0	-47.0
2250	History of Modern and Contemporary Art	UOI	3000.0			66	107	3		
2266	Critical Thinking and Soft Skills in Biomedical and	AUTH	3000.0	21.9	0.6	66	16	177	4.0	-62.0
1667	Logic	NKUA	3000.0	7.9	-2.52	66	107	3	66.0	0.0
1374	Education Sciences: Pedagogical and Teaching Practic	UoC	3000.0	11.0	-1.55	66	107	3	36.0	-30.0
1378	Education sciences: Art and Education	UoC	3000.0	11.0	-1.55	66	107	3	36.0	-30.0
1416	Education and Technologies in Distance Teaching and	HOU	3000.0	5.8	-2.72	66	34	100	87.0	21.0
1380	Special Education	UoC	3000.0	6.5	-2.62	66	107	3	84.0	18.0
2262	Neurosciences, Neurolinguistics and Applications	AUTH	3000.0	21.8	0.55	66	107	3	5.0	-61.0
1358	Drama and Performing Arts in Education and Lifelong	UoP	3000.0	3.5	-3.51	66	34	100	129.0	63.0
1574	The Athens MA in Ancient Philosophy	NKUA	3000.0	6.1	-3.0	66	16	177	115.0	49.0
1032	New Forms of Education and Learning	UAegean	2900.0			86	57	100		
1524	Archaeology of the Eastern Mediterranean	UAegean	2800.0			87	70	100		
1481	Education Sciences: Diversity, Society and Education	DUTH	2800.0	14.0	-0.81	87	118	3	19.0	-68.0
1533	Ancient Theatre: Educational & Literary Approaches	UAegean	2800.0			87	70	100		
1532	Didactics Of Mathematics, Science And Information An	UAegean	2800.0			87	70	100		
2269	Management and Technologies in Cultural Heritage – M	UoP	2800.0			87	70	100		
1534	Policy, Management and Evaluation in Education	NKUA	2800.0	9.5	-2.61	87	118	3	77.0	-10.0
1012	Educational Sciences: Mathematics Education	UoWM	2800.0	10.1	-2.36	87	70	100	65.0	-22.0
1017	Psycho-pedagogical, Didactic and Intercultural Appro	DUTH	2800.0	14.0	-0.81	87	118	3	19.0	-68.0
1004	Educational Leadership	DUTH	2750.0	14.0	-0.81	95	75	100	19.0	-76.0
942	Mathematics and Science Education	DUTH	2700.0	14.0	-0.81	96	76	100	19.0	-77.0
1381	Sport, Recreation and Sports Tourism Management	AUTH	2700.0	15.2	-0.85	96	76	100	27.0	-69.0
1254	Audio Arts and Technologies	Ionian	2700.0	11.3	-1.61	96	76	100	43.0	-53.0
928	Environmental Education	UAegean	2700.0			96	76	100		
1382	Education in Physical Education	AUTH	2700.0	15.2	-0.85	96	76	100	27.0	-69.0

Table 54.7b. Field 07 — fee, research standing and paired ranks (continued, 3 of 4)

ID	Programme	Univ	Fee	Mean h	PC1	rF	rC	rE	rR	Δ
1383	Human Performance	AUTH	2700.0	15.2	-0.85	96	76	100	27.0	-69.0
1545	Sciences of education: Religion and Education	UoC	2700.0	11.0	-1.55	96	128	3	36.0	-60.0
1588	MA in Contemporary Philosophy/Philosophy of Science	NKUA	2700.0	7.3	-2.57	96	24	177	67.0	-29.0
1337	Theatre and Society: Theory, Stage Practice and Dida	UoP	2600.0	3.5	-3.51	104	86	100	129.0	25.0
1180	Children's Book and Educational Material	UAegean	2600.0			104	86	100		
983	Management of Health and Social Care Services	UNIWA	2500.0			106	88	100		
1707	Education Sciences: Research and Praxis in Changing	AUTH	2500.0	10.6	-2.02	106	88	100	50.0	-56.0
1288	MA in Black Sea and Eastern Mediterranean Studies: C	IHU	2500.0			106	88	100		
1286	MA in Classical Archaeology and the Ancient History	IHU	2500.0			106	88	100		
1359	Education for Sustainability and Environnment	UThessaly	2500.0	8.2	-2.28	106	14	185	56.0	-50.0
1051	Education Sciences – Education with the use of New T	UAegean	2500.0			106	88	100		
1036	History, Anthropology and Culture in Eastern and Sou	UoM	2500.0	5.2	-2.61	106	130	3	75.0	-31.0
1199	Education Sciences: Innovative Pedagogical Approache	DUTH	2500.0	14.0	-0.81	106	130	3	19.0	-87.0
2242	School Management and Lifelong Learning	NKUA	2400.0			114	132	3		
2251	Education Sciences: Science, Sustainability and Tech	DUTH	2400.0	9.4	-2.13	114	93	100	55.0	-59.0
1390	Education sciences: eLearning Pedagogy	UoC	2400.0	6.5	-2.62	114	93	100	84.0	-30.0

ID	Programme	Univ	Fee	Mean h	PC1	rF	rC	rE	rR	Δ
1379	Education Sciences: Developmental Psychology and Ped	UoC	2400.0	11.0	-1.55	114	132	3	36.0	-78.0
1496	Etudes Franco-helléniques en Littérature, Civilisati	NKUA	2400.0	7.3	-2.57	114	132	3	67.0	-47.0
1399	Education Sciences, Criticacal Pedagogi and Educatio	UoC	2400.0	6.5	-2.62	114	93	100	84.0	-30.0
937	Sustainable Design of Architectural Space	UNIWA	2400.0			114	93	100		
2252	Sciences Of Education	NKUA	2400.0	15.6	-0.85	114	132	3	32.0	-82.0
1527	Intercultural Communication	AUTH	2400.0	7.0	-2.33	114	93	100	59.0	-55.0
1013	Public Discourse and Digital Media	UoWM	2390.0	11.0		123	103	100		
1234	Educational Administration and Management	UThessaly	2350.0	11.2	-1.38	124	104	100	35.0	-89.0
1273	Soccer training and Injury Prevention	AUTH	2350.0	15.2	-0.85	124	104	100	27.0	-97.0
1015	Education Sciences: Management and Administration in	UoWM	2300.0	11.0		126	106	100		
1627	Animal Welfare, Ethics and the Law	NKUA	2250.0	7.3	-2.57	127	107	100	67.0	-60.0
1230	Museum Studies	NKUA	2100.0	5.3	-3.3	128	118	100	123.0	-5.0
984	Educational Sciences: Science, Environment and Techn	UoWM	2100.0	11.0		128	118	100		
1246	Semiotics, Culture and Communication	AUTH	2100.0	7.6	-2.61	128	118	100	79.0	-49.0
1247	Languages, Communication and Management of Education	AUTH	2100.0	7.6	-2.61	128	118	100	79.0	-49.0
1483	Digital and Soft Skills in Educational Sciences	IHU	2100.0	8.6	-2.35	128	118	100	64.0	-64.0
1370	Ancient and Greek Modern Literature	UoP	2100.0	2.2	-3.76	128	118	100	133.0	5.0
1568	Slavic World, Balkans and Hellenism: History, Educat	AUTH	2000.0	3.3	-2.33	134	129	100	61.0	-73.0
976	Studies in Local History - Interdisciplinary Approac	DUTH	1900.0			135	140	3		
2259	Contemporary Medical Acts: Legal Regulation and Bioe	AUTH	1800.0	21.1	0.49	136	132	100	6.0	-130.0
1594	History of Philosophy and Ideas (Greek Philosophy)	NKUA	1700.0	7.3	-2.57	137	127	177	67.0	-70.0
902	History and Documentation	Ionian	1600.0			138	142	3		
1453	Comparative Literary Studies in the Black Sea Region	DUTH	1500.0	2.6	-3.66	139	137	100	132.0	-7.0
2256	Basic and Applied Neurosciences	AUTH	1250.0	21.7	0.73	140	137	177	3.0	-137.0
1309	Italian Studies and Language Sciences	AUTH	1250.0	8.5	-3.02	140	141	100	117.0	-23.0
1280	MSc in Science, Technology, Society—Science and Tech	NKUA	1000.0	29.3	2.99	142	137	185	1.0	-141.0
1265	History and Philosophy of Science and Technology	NKUA	600.0	7.3	-2.57	143	145	3	67.0	-76.0
1282	Theology and Culture	AUTH	600.0	3.3	-2.33	143	143	100	61.0	-82.0
929	Information Management in Libraries, Archives, Museu	UNIWA	600.0			143	143	100		
894	Ancient Mediterranean World-History and Archaeology	UoC	0.0			146	146	3		
1035	Biology of Physical Activity	NKUA	0.0	15.6	-0.85	146	146	3	32.0	-114.0
1026	Physical Education and Sport Science	NKUA	0.0	15.6	-0.85	146	146	3	32.0	-114.0
1025	Greek Philosophy - Philosophy of Sciences	UOI	0.0			146	146	3		
897	History of Art	UoC	0.0			146	146	3		

Table 54.7b. Field 07 — fee, research standing and paired ranks (continued, 4 of 4)

ID	Programme	Univ	Fee	Mean h	PC1	rF	rC	rE	rR	Δ
993	Ancient World: History and Archaeology	UOI	0.0			146	146	100		
1001	Educational Sciences: Interdisciplinary Approaches t	UOI	0.0	9.6	-2.88	146	146	3	108.0	-38.0
999	Environmental Health and Education Sciences: Educati	UOI	0.0	9.6	-2.88	146	146	100	108.0	-38.0
1003	Educational Sciences: Creative Educational Environme	UThessaly	0.0	10.9	-1.69	146	146	3	44.0	-102.0
1009	Education and New Technology	UoWM	0.0	10.1	-2.93	146	146	3	110.0	-36.0
1268	Classical Philology	AUTH	0.0	10.6	-2.02	146	146	100	50.0	-96.0
1248	Kinesiology	AUTH	0.0	15.2	-0.85	146	146	100	27.0	-119.0
1243	Language and Culture in the German-speaking Area	AUTH	0.0	7.0	-2.33	146	146	3	59.0	-87.0
1219	Byzantine Philology and Papyrology-Paleography	AUTH	0.0	10.6	-2.02	146	146	100	50.0	-96.0
1215	MA in English Language, Linguistics and Translation	NKUA	0.0	4.4	-3.17	146	146	100	120.0	-26.0
1206	Studies in Classical, Byzantine and Modern Greek Lit	UPatras	0.0			146	146	3		
1019	Science of Translation	Ionian	0.0			146	146	100		
1315	Linguistic, Literal and Intercultural studies in fra	AUTH	0.0	7.6	-2.61	146	146	3	79.0	-67.0
1353	Sciences of education: Theory and Education	UoC	0.0	11.0	-1.55	146	146	3	36.0	-110.0
1326	Archaeology, Arts and Culture	AUTH	0.0	5.7	-2.95	146	146	1	111.0	-35.0
1327	Historical Research	AUTH	0.0	5.7	-2.95	146	146	3	111.0	-35.0
1330	Modern Greek Philology: Interpretation, criticism an	AUTH	0.0	10.6	-2.02	146	146	100	50.0	-96.0
1316	The Ancient Greek Theatre and Its Reception	UPatras	0.0			146	146	3		

ID	Programme	Univ	Fee	Mean h	PC1	rF	rC	rE	rR	Δ
1364	Byzantine Studies	UOI	0.0			146	146	3		
1373	Applications of Psychology in Education: Alternative	UoC	0.0	11.0	-1.55	146	146	3	36.0	-110.0
1277	Linguistics	UoC	0.0			146	146	3		
1377	Philosophy: Knowledge, Values and Society	UoC	0.0			146	146	3		
1297	Modern and Contemporary History and History of Art	NKUA	0.0	5.3	-3.3	146	146	3	123.0	-23.0
1296	The world of Byzantium: History and Archaeology	NKUA	0.0	5.3	-3.3	146	146	3	123.0	-23.0
1295	Archaeology and History of the Ancient World: from t	NKUA	0.0	5.3	-3.3	146	146	3	123.0	-23.0
1285	Classical Studies	UoC	0.0			146	146	3		
1275	Fine Arts and Art Sciences	UOI	0.0			146	146	3		
1283	Byzantine and Modern Greek Philology	UoC	0.0			146	146	3		
1284	Theater and Film Studies	UoC	0.0			146	146	3		
1641	Art and the Public Sphere	AUTH	0.0	5.0	-1.98	146	146	3	45.0	-101.0
1600	MA Program in Ottoman History	UoC	0.0			146	146	3		
1495	Enseignants de langues en Europe : formation à la di	NKUA	0.0	5.9	-2.96	146	146	185	113.0	-33.0
1543	Contemporary Approaches to the Performing Arts and F	UPatras	0.0			146	146	3		
1500	German Philology: Theory and Applications	NKUA	0.0			146	146	3		
1499	MA in English Studies: Literature and Culture	NKUA	0.0	4.4	-3.17	146	146	100	120.0	-26.0
2248	MA in Philosophy	UPatras	0.0	4.6	-3.1	146	146	3	118.0	-28.0
2238	Byzantine and Medieval World	UoC	0.0			146	146	3		

6. Discussion

6A. Price is not a quality signal here

Where quality is unobservable, price is often taken to signal it. In this market it does not. Across nine indicators, three sources, seven fields and two normalisations, fee and departmental research standing are unrelated. The estimate is stable under controls, under clustering, under field fixed effects, and when every inferred attachment is removed.

The clearest demonstration is Section 5H, where the same department charges different prices for the same subject. There the research standing is not merely uncorrelated with fee, it is constant while fee varies. Whatever a Greek postgraduate fee encodes — delivery format, market positioning, cohort size, the local employability of a qualification — the research record of the teaching department is not among the things it tracks.

6B. What this means for a candidate

Choose the subject you want. Nothing here bears on which discipline anyone should study.

But among programmes in that subject, price should not be read as a proxy for the research environment. In several subjects the cheapest option is attached to the strongest-researching department, and fee-free programmes as a group sit in departments no weaker than fee-charging ones. A candidate comparing two programmes in the same subject can consult the research record directly rather than inferring it from the fee, and this study and the volumes behind it are what make that possible.

The point is not that expensive programmes are poor value. It is that their value, if it exists, lies in something this study does not measure, and that a candidate paying a premium is entitled to know it is not being paid for research standing.

6C. Why the association is absent

Two readings are consistent with the finding. The first is informational: candidates cannot observe research standing, so it cannot enter their willingness to pay, and institutions have no incentive to price on a dimension the market cannot see. Until Edition 2026 no comparable departmental measure existed for Greece, which makes this reading plausible.

The second is institutional. Greek postgraduate fees are set within a regulatory framework and reflect cost recovery, local demand and institutional policy rather than a competitive quality market. On this reading the absence of

association is not a market failure but a description of how the fees are set. The data here cannot distinguish the two, and no causal claim is made.

6D. Interdepartmental teaching and how it is recorded

A structural observation follows from the attribution work. The national registry permits one department per programme, yet 100 programmes describe themselves as co-hosted and 58 carry an explicit statutory form. The registry's schema cannot represent what the programmes say about themselves, and the information survives only in free text. Any analysis relying on the structured field alone will understate interdepartmental teaching in Greek postgraduate education. Whether the true extent is larger still than the declarations suggest is a question this study cannot settle, since it can only count what is declared.

6E. Consistency with the companion study

The companion study found that admission cut-offs and departmental research standing are weakly associated overall and, within a subject, not distinguishable from unrelated. This study finds fees and research standing unrelated, within subjects and across them. The two are independent analyses of different populations — school-leavers competing for undergraduate places, and graduates paying for master's programmes — and they are not joined here, since a department's undergraduate cut-off describes a cohort that has little to do with its postgraduate intake. That they agree is a separate observation about the Greek system rather than a shared result.

7. Conclusions

Greek universities offer 896 taught master's programmes at fees from nothing to €47,600. This study attributes 872 of them to the departments that teach them, under a protocol in which an institution's own declaration takes precedence over inference, and sets their fees against the departmental research standing published in Edition 2026.

Fee and research standing are unrelated. The composite estimate is r = -0.044 with a 95 per cent interval of [-0.114, +0.025], and no indicator, specification or normalisation moves it. Six of seven fields show no distinguishable association. In Law, Political and Social Sciences a positive association is found and traced to the margin between free and fee-charging programmes rather than to the fee distribution.

Fee-free programmes are taught in departments of equal research standing to fee-charging ones. Within a subject the dearest programme is usually not the strongest in research. Within a single department, the same subject is offered at different prices while the research record does not change.

What varies with fee is geography, not research. Athens and Thessaloniki cost more, as they did in the companion study's admission cut-offs.

The study reports what two published series show. It offers no recommendation about any programme and identifies no causal effect. What it makes available is a dimension of academic quality measured to a common international standard across every Greek university, which postgraduate candidates have not previously been able to see, alongside the one number they have always been given.

8. Research integrity, limitations, data availability and reproducibility

- Every departmental measure in this chapter is read from the seven published volumes of Edition 2026 of this series, each deposited with its own dataset and DOI and cited in Section 1A; none is recomputed here. Programme records are taken from the Ministry of Education's national Programme Finder, retrieved in both the Greek and the English versions on 6 September 2026 and describing the 2026-27 intake. The harvested records are published with the study.
- Limitations. (i) Scope: research output is one dimension of academic quality, not academic quality entire. Teaching, supervision, facilities and graduate outcomes are not measured here, and a department may be research-strong and poorly taught, or the reverse. (ii) Outcomes: no national dataset of graduate placement or earnings exists at programme level in Greece; the Hellenic Authority for Higher Education and individual universities publish employability studies covering undergraduate programmes only. Value for money is therefore measured on the cost side alone, and no return to postgraduate study is estimated or implied. (iii)

Attribution: 11.1 per cent of programmes are assigned to departments by subject-based inference rather than by an institutional record, as Section 4 sets out; every estimate is reported both with and without them and the composite result is unchanged. (iv) Granularity: research standing is published at department level, so programmes taught by different groups within one department carry the same measure and cannot be distinguished from one another; this binds hardest in the largest medical schools, one of which hosts 63 programmes. (v) Coverage: 24 programmes cannot be attributed to any ranked department and are listed by name in Appendix D. (vi) Admission criteria are set in each programme's own regulation, published individually in ΦΕΚ, and are not systematised here. (vii) Vintage: programme criteria are current while research standing is cumulative over 2012-2025, so a programme that changed its fee for 2026-27 is measured at the new price against a research record accumulated earlier; no historical series of Greek postgraduate fees exists against which this could be corrected.

- Design and multiplicity. The analysis is cross-sectional. A fee is a current administrative attribute rather than an annual equilibrium, so a second year would compare a changed population rather than a comparable event, and no time dimension is claimed. The study reports 1,031 statistical tests in total: 160 pooled and 490 within-field product-moment correlations, 42 pooled and 294 within-field rank correlations, 27 regressions and 18 group comparisons. Of the 294 within-field rank tests, 94 reach p below 0.05 where chance alone would produce about 15; excluding faculty size, which enters the output indicators mechanically, 72 of 252 do so. Applying the Benjamini-Hochberg procedure at a 5 per cent false-discovery rate leaves 11. None of those 11 replicates across bibliometric sources: the Humanities associations appear on Semantic Scholar alone (rho = +0.430 for fee against mean h, against -0.045 on Google Scholar and -0.138 on OpenAlex) and the Natural Sciences associations on OpenAlex alone (-0.353, against +0.134 and +0.104). Since the three sources measure the same departments, an association appearing in one and not the others reflects that source's coverage of that field rather than a relationship between price and research standing. This is the reason the composite first principal component, which pools all three, is used as the headline measure throughout.
- No causal claim is made or supported anywhere in this chapter. Fees are set within a regulatory framework and reflect institutional policy, cost recovery and local demand; nothing here identifies why any programme charges what it charges, and the design contains no instrument and no exogenous variation.
- Data availability. The harvested programme register in Greek and English, the attribution table recording the basis of every programme-department attachment, the resolved declarations of co-hosting, the subject concept map, the subject groupings, the comparative rank tables and the joined analysis dataset can be obtained on request through greekacademicrankings.com/data-request. Access is granted to a named recipient for research use, each request being read individually. The concept map is reproduced in full in Appendix E, the declared co-hosting in Appendix C and the unattributable programmes in Appendix D.

References

Bekiros, S. (2026). Academic Rankings of Greek Economics & Business Departments and their Faculty. Zenodo. https://doi.org/10.5281/zenodo.22288074

Bekiros, S. (2026). Academic Rankings of Greek Engineering & Computer Science Departments and their Faculty. Zenodo. https://doi.org/10.5281/zenodo.22288153

Bekiros, S. (2026). Academic Rankings of Greek Medicine & Health Sciences Departments and their Faculty. Zenodo. https://doi.org/10.5281/zenodo.22288166

Bekiros, S. (2026). Academic Rankings of Greek Natural Sciences & Mathematics Departments and their Faculty. Zenodo. https://doi.org/10.5281/zenodo.22288178

Bekiros, S. (2026). Academic Rankings of Greek Life Sciences & Agriculture Departments and their Faculty. Zenodo. https://doi.org/10.5281/zenodo.22288194

Bekiros, S. (2026). Academic Rankings of Greek Law, Political & Social Sciences Departments and their Faculty. Zenodo. https://doi.org/10.5281/zenodo.22288230

Bekiros, S. (2026). Academic Rankings of Greek Humanities, Arts & Education Departments and their Faculty. Zenodo. https://doi.org/10.5281/zenodo.22288249

Bekiros, S. (2026). Admission Scores and Departmental Academic Rankings in Greek Higher Education. Zenodo. https://doi.org/10.5281/zenodo.22461836

Altanopoulou, P., Dontsidou, M., & Tselios, N. (2012). Evaluation of ninety-three major Greek university departments using Google Scholar. Quality in Higher Education, 18(1), 111–137.

Koukoutsidis, I. (2022). A citation-based ranking of Greek university departments. Scientometrics, 127, 1–24.

Hellenic Ministry of Education, Religious Affairs and Sports (2026). Study in Greece — national Programme Finder. studies.minedu.gov.gr

Hellenic Republic (2017). Law 4485/2017 on the organisation and operation of higher education, postgraduate studies and research.

Hellenic Republic (2022). Law 4957/2022 on higher education institutions and postgraduate programmes.

Zimmermann, C. (2013). Academic rankings with RePEc. Econometrics, 1(3), 249–280.

Appendices

Appendix A. The complete programme register

One row per attributed programme, with its title in Greek and English, host institution, constituent departments, fields reported, attribution tier, every fee and structural criterion, and the published research indicators of the departments that teach it. The register appears once here; the same programmes are presented by field, with rank columns, in Section 5X.

The register is presented in two paired parts, keyed on the programme identifier: the first gives identification and the fee and structural criteria, the second the published research indicators of the departments that teach the programme. Nineteen columns on one page would render none of them legibly.

Table A1. Complete register, part one: identification and programme criteria (continued, 1 of 19)

ID	Programme	Programme (EL)	University	City	Fee (EUR)	Semesters	ECTS	Cost/ ECTS	Language
7	Technological & Management Advances on Intelligent Transportation Electrification Systems	Σύγχρονες Τεχνολογίες & Διαχείριση Ευφυών Εξηλεκτρισμένων Συστημάτων Μεταφορών	Democritus University of Thrace	Xanthi	4500.0	3	90.0	50.0	English
8	Biomedical and Molecular Sciences - Diagnosis and Treatment of Human Diseases	Βιο-Ιατρικές και Μοριακες Επιστήμες - Διάγνωση και θεραπεία ασθενειών του ανθρώπου	Democritus University of Thrace	Alexandroupoli	4000.0	4	120.0	33.33	English, Greek
9	Strategic Marketing	Στρατηγικό Μάρκετινγκ	Aristotle University of Thessaloniki	Thessaloniki	5500.0	3	90.0	61.11	English
10	International Studies – Specialization in European Studies	Κοινό Αγγλόφωνο Μεταπτυχιακό Πρόγραμμα «Ευρωπαϊκές Σπουδές»	Aristotle University of Thessaloniki	Thessaloniki	3000.0	4	120.0	25.0	English
13	Identity, Education and Competences for Democratic Culture	Ταυτότητα, Εκπαίδευση και Ικανότητες για Δημοκρατικό Πολιτισμό	National and Kapodistrian University of Athens	Athens	3400.0	3	75.0	45.33	Greek, English
16	Research in Marine Sciences	Έρευνα στις Θαλάσσιες Επιστήμες	University of the Aegean	Mytilene	1200.0	3	90.0	13.33	English
17	Logistics & Supply Chain Management	Εφοδιαστική & Διοίκηση Αλυσίδας Εφοδιασμού	Aristotle University of Thessaloniki	Thessaloniki	5000.0	3	90.0	55.56	English
19	Analysis and Design of Structures	Δομοστατικός Σχεδιασμός και Ανάλυση των Κατασκευών	National Technical University of Athens	Athens	0.0	3	90.0	0.0	English
22	Shipping, Trade and Transport	Ναυτιλία, Μεταφορές και Διεθνές Εμπόριο	University of the Aegean	Chios	4000.0	2			Greek
23	Geoinformatics	Γεωπληροφορική	National Technical University of Athens	Athens	0.0	3	90.0	0.0	English
24	MSc in Environment and Development	ΔΠΜΣ - Περιβάλλον και Ανάπτυξη	National Technical University of Athens	Athens	0.0	3	90.0	0.0	Greek, English
26	Modern Prevention and Treatment of Pediatric Diseases	Σύγχρονη Πρόληψη και Αντιμετώπιση Παιδιατρικών Νοσημάτων	University of Thessaly	Larissa	3200.0	4	120.0	26.67	Greek
870	Clinical Application of Molecular Medicine	Κλινικές Εφαρμογές Μοριακής Ιατρικής	University of Thessaly	Larissa	0.0	2	60.0	0.0	Greek
871	Computer Science	Πληροφορική	National and Kapodistrian University of Athens	Athens	2400.0	3	90.0	26.67	Greek
872	Governance and Public Policies	Διακυβέρνηση και Δημόσιες Πολιτικές	University of the Peloponnese	Corinth	3000.0	2	75.0	40.0	Greek
873	Bioentrepreneurship	Βιοεπιχειρείν	University of Thessaly	Athens	4500.0	3	90.0	50.0	Greek
874	Integrated Production Management of Milk and Dairy Products	Ολοκληρωμένη Διαχείριση Παραγωγής Γάλακτος & Γαλακτομικών Προϊόντων	Agricultural University of Athens	Athens	3500.0	2	60.0	58.33	Greek

ID	Programme	Programme (EL)	University	City	Fee (EUR)	Semesters	ECTS	Cost/ ECTS	Language
875	Sustainable Production Systems and Environment in Agriculture	Αειφορικά Συστήματα Παραγωγής και Περιβάλλον στη Γεωργία	Democritus University of Thrace	Orestiada	2700.0	2	75.0	36.0	Greek
876	Computer, Telecommunications and Network Engineering	Μηχανική Υπολογιστών, Τηλεπικοινωνιών και Δικτύων	National and Kapodistrian University of Athens	Athens	2400.0	3	90.0	26.67	Greek
877	Information and Communication Technologies	Τεχνολογίες Πληροφορικής και Επικοινωνιών	National and Kapodistrian University of Athens	Athens	2400.0	3	90.0	26.67	Greek
879	Health Care Management	Διοίκηση Υπηρεσιών Υγείας	University of Macedonia	Thessaloniki	4500.0	3	90.0	50.0	Greek
880	Local and Regional Development and Local Governance	Τοπική και Περιφερειακή Ανάπτυξη και Αυτοδιοίκηση	University of the Peloponnese	Corinth	3000.0	2	75.0	40.0	Greek
882	Architecture and Urban Design	Αρχιτεκτονική και Αστικός Σχεδιασμός	University of Patras	Patra	3200.0	2	75.0	42.67	Greek
883	Applied Informatics	Εφαρμοσμένη Πληροφορική	University of Macedonia	Thessaloniki	2800.0	3	90.0	31.11	Greek
884	Special Education	Ειδική Αγωγή	National and Kapodistrian University of Athens	Athens	3600.0	4	120.0	30.0	Greek
885	Urban Regeneration, Urban Development and Real Estate	Αστικές Αναπλάσεις, Αστική Ανάπτυξη και Αγορά Ακινήτων	University of Thessaly	Volos	3000.0	3	90.0	33.33	Greek
886	Applied Economics and Data Analysis	Εφαρμοσμένη Οικονομική και Ανάλυση Δεδομένων	University of Patras	Patra	3300.0	2	60.0	55.0	Greek
887	Sustainable Management of Environmental Changes and Circular Economy	Βιώσιμη Διαχείριση Περιβαλλοντικών Αλλαγών και Κυκλική Οικονομία	University of Thessaly	Volos	2900.0	3	90.0	32.22	Greek
889	Computational and Statistical Data Analytics	Υπολογιστική και Στατιστική Αναλυτική στην Επιστήμη των Δεδομένων	University of Patras	Patra	0.0	3	90.0	0.0	Greek
890	Robotics	Ρομποτική	International Hellenic University	Serres	2400.0	3	90.0	26.67	Greek
891	Clinical Interventions in Addictions	Κλινικές Παρεμβάσεις στις Εξαρτήσεις	University of Crete	Rethymno	0.0	4	120.0	0.0	Greek
892	Applied Economics	Εφαρμοσμένη Οικονομική	University of Thessaly	Volos	2700.0	3	90.0	30.0	Greek
893	Clinical Pharmacology and Therapeutics	Κλινική Φαρμακολογία και Θεραπευτική	Democritus University of Thrace	Alexandroupoli	3000.0	3	90.0	33.33	Greek
894	Ancient Mediterranean World-History and Archaeology	Αρχαίος Μεσογειακός Κόσμος-Ιστορία και Αρχαιολογία (ΑΜΚΙΑ)	University of Crete	Rethymno	0.0	4	120.0	0.0	Greek
895	Post-Industrial Design: Design and Artistic Practices for the Production of Everyday Life	Μετά-βιομηχανικός Σχεδιασμός: Σχεδιαστικές και Καλλιτεχνικές Πρακτικές για την Παραγωγή της Καθημερινής Ζωής	University of Thessaly	Volos	2500.0	3	90.0	27.78	Greek
896	Advanced Computer and Communication Systems	Προηγμένα Συστήματα Υπολογιστών και Επικοινωνιών	Aristotle University of Thessaloniki	Thessaloniki	1950.0	3	90.0	21.67	Greek
897	History of Art	Ιστορία της Τέχνης	University of Crete	Rethymno	0.0	4	120.0	0.0	Greek
898	Chemistry	Χημεία	University of Crete	Heraklion	0.0	4	120.0	0.0	Greek
900	Environmental Sciences and Engineering	Επιστήμες και Μηχανική Περιβάλλοντος	University of Crete	Heraklion	0.0	4	120.0	0.0	Greek
902	History and Documentation	Ιστορία και Τεκμηρίωση	Ionian University	Corfu	1600.0	4	120.0	13.33	Greek

ID	Programme	Programme (EL)	University	City	Fee (EUR)	Semesters	ECTS	Cost/ ECTS	Language
903	Theory, Praxis and Evaluation of Educational Work	Θεωρία, Πράξη και Αξιολόγηση του Εκπαιδευτικού Έργου	National and Kapodistrian University of Athens	Athens	3200.0	4	120.0	26.67	Greek
904	Physics	Φυσική	National and Kapodistrian University of Athens	Athens	0.0	3	90.0	0.0	Greek
905	Journalism and New Media	Δημοσιογραφία και Νέα Μέσα	National and Kapodistrian University of Athens	Athens	2400.0	3	90.0	26.67	Greek
906	Applied Physics	Φυσική Εφαρμογών	National and Kapodistrian University of Athens	Athens	0.0	3	90.0	0.0	Greek
907	MBA Food Business Management	Διοίκηση Επιχειρήσεων Τροφίμων MBA	University of Patras	Agrinio	3250.0	3	90.0	36.11	Greek
908	Geography and Applied Geo-informatics	Γεωγραφία και Εφαρμοσμένη Γεωπληροφορική	University of the Aegean	Mytilene	1800.0	3	90.0	20.0	Greek
909	Actuarial Science and Risk Management	Αναλογιστική Επιστήμη και Διαχείριση Κινδύνων	University of Piraeus	Pireaus	6500.0	3	90.0	72.22	Greek
910	Applied Statistics	Εφαρμοσμένη Στατιστική	University of Piraeus	Pireaus	5400.0	3	90.0	60.0	Greek

Fee in euro; a fee-free programme is recorded as zero. Programme criteria as published by the Ministry of Education and retrieved on 6 September 2026, describing the 2026-27 intake. Research standing is read from the seven field volumes of Edition 2026 of this series, publication window 2012-2025, cited in Section 1A; it is not recomputed here.

Table A1. Complete register, part one: identification and programme criteria (continued, 2 of 19)

ID	Programme	Programme (EL)	University	City	Fee (EUR)	Semesters	ECTS	Cost/ ECTS	Language
911	Education and Human Rights	Εκπαίδευση και Ανθρώπινα Δικαιώματα	National and Kapodistrian University of Athens	Athens	3000.0	4	120.0	25.0	Greek
912	Electronics-Radioelectrology and in Control and Computing	Ηλεκτρονική Ραδιοηλεκτρολογία (Ρ/Η) και Ηλεκτρονικός Αυτοματισμός (Η/Α)	National and Kapodistrian University of Athens	Athens	0.0	3	90.0	0.0	Greek
913	Human Geography, Spatial Development and Planning	Ανθρωπογεωγραφία, Ανάπτυξη και Σχεδιασμός του Χώρου	University of the Aegean	Mytilene	1800.0	3	90.0	20.0	Greek
914	Primary Health Care	Πρωτοβάθμια Φροντίδα Υγείας	University of Thessaly	Larissa	3000.0	3	90.0	33.33	Greek
915	Exercise Physiology, Cardiopulmonary Exercise Testing and Pulmonary Rehabilitation	Άσκηση, Εργοσπιρομετρία και Αποκατάσταση	University of Thessaly	Larissa	2800.0	3	90.0	31.11	Greek
916	Sustainable Management of Aquatic Environment	Αειφορική Διαχείριση Υδατικού Περιβάλλοντος	University of Thessaly	Volos	2000.0	2	60.0	33.33	Greek
917	Education	Επιστήμες της Εκπαίδευσης	University of Patras	Patra	0.0	3	90.0	0.0	Greek
918	Audiovisual Arts in the Digital Age	Οπτικοακουστικές Τέχνες στην Ψηφιακή Εποχή	Ionian University	Corfu	3000.0	3	90.0	33.33	Greek
919	Sport Management and Organization for people with disabilities	Οργάνωση και Διαχείριση Αθλητικών Δραστηριοτήτων για Άτομα με Αναπηρίες (Α.με.Α.)	University of the Peloponnese	Sparti / Sparta	4000.0	4	120.0	33.33	Greek
920	Sport Management	Διοίκηση Αθλητικών Οργανισμών και Επιχειρήσεων	University of the Peloponnese	Sparti / Sparta	4000.0	3	90.0	44.44	Greek
921	Politics in the Era of the Internet	Πολιτική και Διαδίκτυο	National and Kapodistrian University of Athens	Athens	2700.0	3	90.0	30.0	Greek
922	Cultural and Cinema Studies	Πολιτισμικές και Κινηματογραφικές Σπουδές	National and Kapodistrian University of Athens	Athens	1950.0	3	90.0	21.67	Greek

ID	Programme	Programme (EL)	University	City	Fee (EUR)	Semesters	ECTS	Cost/ ECTS	Language
923	Digital Communication Media and Interaction Environments	Ψηφιακά Μέσα Επικοινωνίας και Περιβάλλοντα Αλληλεπίδρασης	National and Kapodistrian University of Athens	Athens	1950.0	3	90.0	21.67	Greek, English
924	New Technologies in Shipping and Transport	Νέες Τεχνολογίες στη Ναυτιλία και τις Μεταφορές	University of West Attica	Athens	3000.0	3	90.0	33.33	Greek
925	Project Management, Transportation and Spatial Planning	Διαχείριση Έργων, Συγκοινωνιακός και Χωρικός Σχεδιασμός	University of Thessaly	Larissa	3000.0	3	90.0	33.33	Greek
926	Mediterranean Aquaculture	Μεσογειακή Υδατοκαλλιέργεια	University of Thessaly	Volos	2000.0	2	60.0	33.33	Greek
928	Environmental Education	Περιβαλλοντική Εκπαίδευση	University of the Aegean	Rhodes	2700.0	3	90.0	30.0	Greek
929	Information Management in Libraries, Archives, Museums	Διαχείριση πληροφοριών σε Βιβλιοθήκες, Αρχεία, Μουσεία	University of West Attica	Athens	600.0	3	90.0	6.67	Greek
930	Science and Technology of Electrical and Computer Engineering	Επιστήμη και Τεχνολογία Ηλεκτρολόγων Μηχανικών και Μηχανικών Υπολογιστών	University of Thessaly	Volos	2000.0	2	60.0	33.33	Greek
931	Applied Informatics	Εφαρμοσμένη Πληροφορική	University of Thessaly	Volos	3600.0	4	120.0	30.0	Greek
932	Smart Grid Energy Systems	Ευφυή Δίκτυα Ηλεκτρικής Ενέργειας	University of Thessaly	Volos	2000.0	2	60.0	33.33	Greek
933	Information and Communication Systems Security	Ασφάλεια Πληροφοριακών και Επικοινωνιακών Συστημάτων	University of the Aegean	Karlovasi	3000.0	3	90.0	33.33	Greek
934	Informations Techology and Applications	Πληροφορική και Εφαρμογές	University of West Attica	Athens	2100.0	3	96.0	21.88	Greek
935	Food Innovation, Quality and Safety	Καινοτομία, Ποιότητα και Ασφάλεια Τροφίμων	University of West Attica	Athens	2700.0	3	90.0	30.0	Greek
936	Management and Optimization of Energy Systems	Διαχείριση και Βελτιστοποίηση Ενεργειακών Συστημάτων	University of West Attica	Athens	3500.0	4	120.0	29.17	Greek
937	Sustainable Design of Architectural Space	Αειφορικός Σχεδιασμός Αρχιτεκτονικού Χώρου	University of West Attica	Athens	2400.0	3	90.0	26.67	Greek
938	MSc Artificial Intelligence and Visual Computing – AIVC	Τεχνητή Νοημοσύνη και Οπτική Υπολογιστική	University of West Attica	Athens	2900.0	3	90.0	32.22	English
939	Management of Educational Organisations	Διοίκηση Εκπαιδευτικών Μονάδων	University of West Attica	Athens	3000.0	3	90.0	33.33	Greek
940	Science in Tourism Entrepreneurship	Καινοτομία και Επιχειρηματικότητα στον Τουρισμό	University of West Attica	Athens	3000.0	3	90.0	33.33	Greek
941	E-Government	Ηλεκτρονική Διακυβέρνηση	University of the Aegean	Karlovasi	3000.0	3	90.0	33.33	Greek
942	Mathematics and Science Education	Επιστήμες της Αγωγής: Εκπαίδευση στα Μαθηματικά και τις Φυσικές Επιστήμες	Democritus University of Thrace	Alexandroupoli	2700.0	3	90.0	30.0	Greek
943	Digital Innovation and Startup Entrepreneurship	Ψηφιακή Καινοτομία και Νεοφυή Επιχειρηματικότητα	University of the Aegean	Karlovasi	4500.0	2	75.0	60.0	Greek
944	Advances in Computer Science and Information Systems	Προηγμένες Τεχνολογίες Πληροφορικής και Εφαρμογές	Harokopio University of Athens	Athens	2800.0	2	75.0	37.33	Greek, English
945	Advanced and Evidence Based Midwifery Care	Προηγμένη και Τεκμηριωμένη Μαιευτική Φροντίδα	University of West Attica	Athens	2400.0	3	90.0	26.67	Greek

ID	Programme	Programme (EL)	University	City	Fee (EUR)	Semesters	ECTS	Cost/ ECTS	Language
947	Geospatial Technologies	Γεωχωρικές Τεχνολογίες	University of West Attica	Athens	2400.0	4	120.0	20.0	Greek
948	Research in Female Reproduction	Έρευνα στη Γυναικεία Αναπαραγωγή	University of West Attica	Athens	3600.0	4	120.0	30.0	Greek
949	Education Sciences: Cultural diversity and education	Επιστήμες της Αγωγής: Πολιτισμική ετερότητα και εκπαίδευση	Democritus University of Thrace	Alexandroupoli	3000.0	3	90.0	33.33	Greek
950	Internet of Things: Artificial Intelligence and Next Generation Networks	Διαδίκτυο των Πραγμάτων: Τεχνητή Νοημοσύνη και Σύγχρονα Δίκτυα	University of the Aegean	Karlovasi	3000.0	3	90.0	33.33	Greek
951	Bioinformatics - Computational Biology	Βιοπληροφορική – Υπολογιστική Βιολογία	National and Kapodistrian University of Athens	Athens	3000.0	4	120.0	25.0	Greek
952	Public Administration - Public Management	Δημοσιά Διοίκηση - Δημόσιο Μάνατζμεντ	University of West Attica	Athens	3000.0	3	90.0	33.33	Greek
953	Information and Communications Systems	Πληροφοριακά και Επικοινωνιακά Συστήματα	University of the Aegean	Karlovasi	3000.0	3	90.0	33.33	Greek
954	Public Economics and Policy	Δημόσια Οικονομική και Πολιτική	University of West Attica	Athens	3000.0	3	90.0	33.33	Greek
955	Ecology and Conservation of Biodiversity	Οικολογία και Διαχείριση της Βιοποικιλότητας	National and Kapodistrian University of Athens	Athens	3000.0	4	120.0	25.0	Greek
956	Tourism and Cultural Planning and Development	Σχεδιασμός και Ανάπτυξη Τουρισμού και Πολιτισμού	University of Thessaly	Volos	3200.0	3	90.0	35.56	Greek
957	Research in Electrical and Electronics Engineering	Ηλεκτρικές και Ηλεκτρονικές Επιστήμες μέσω Έρευνας	University of West Attica	Athens	3000.0	3	90.0	33.33	Greek, English
958	Biomedical Sciences and Technology in Diagnosis	Βιοιατρικές Μέθοδοι και Τεχνολογία στη Διάγνωση	University of West Attica	Athens	3000.0	4	120.0	25.0	Greek
959	Applications of Biology in Medicine	Εφαρμογές της Βιολογίας στην Ιατρική	National and Kapodistrian University of Athens	Athens	3000.0	4	120.0	25.0	Greek
960	Didactics of Biology	Διδακτική της Βιολογίας	National and Kapodistrian University of Athens	Athens	0.0	4	120.0	0.0	Greek

Table A1. Complete register, part one: identification and programme criteria (continued, 3 of 19)

ID	Programme	Programme (EL)	University	City	Fee (EUR)	Semesters	ECTS	Cost/ ECTS	Language
961	Applied Economics and Finance	Εφαρμοσμένα Οικονομικά και Χρηματοοικονομικά	University of Macedonia	Thessaloniki	4000.0	3	90.0	44.44	Greek
962	Modern and Contemporary History: New Assumtions and Perpectives	Νεότερη και Σύγχρονη Ιστορία: Νέες Θεωρήσεις και Προοπτικές	University of the Peloponnese	Kalamata	3000.0	4	120.0	25.0	Greek
963	Advanced Technologies in Naval Architecture and Marine Engineering	Προηγμένες Τεχνολογίες στη Ναυπηγική και Ναυτική Μηχανολογία	University of West Attica	Athens	2400.0	3	90.0	26.67	Greek
964	Computer Science and Engineering	Επιστήμη και Μηχανική Υπολογιστών	University of Crete	Heraklion	0.0	4	120.0	0.0	English
965	Clinical Biochemistry-Molecular Diagnostics	Κλινική Βιοχημεία - Μοριακή Διαγνωστική	National and Kapodistrian University of Athens	Athens	4000.0	4	120.0	33.33	Greek
966	New Methods in Physiotherapy	Νέες Μέθοδοι στη Φυσικοθεραπεία	University of West Attica	Athens	3000.0	3	90.0	33.33	Greek
967	Computational Mechanics	Υπολογιστική Μηχανική	National Technical University of Athens	Athens		3	90.0		English
968	Mathematics and its Applications	Μαθηματικά και Εφαρμογές τους	University of Crete	Heraklion	0.0	4	120.0	0.0	Greek

ID	Programme	Programme (EL)	University	City	Fee (EUR)	Semesters	ECTS	Cost/ ECTS	Language
969	Applied and Computational Mathematics	Εφαρμοσμένα και Υπολογιστικά Μαθηματικά	University of Crete	Heraklion	0.0	4	120.0	0.0	Greek
970	Advanced Materials and Novel Technologies in the Design of Engineering Structures	Νέα Υλικά και Τεχνολογίες στο Σχεδιασμό Δομικών Κατασκευών	Democritus University of Thrace	Xanthi	1200.0	3	90.0	13.33	Greek
971	Analysis and Management of Manmade and Natural Disasters	Ανάλυση και Διαχείριση Ανθρωπογενών και Φυσικών Καταστροφών	Democritus University of Thrace	Drama	3000.0	3	90.0	33.33	Greek
972	Law And Economics	Δίκαιο και Οικονομικά	University of Macedonia	Thessaloniki	4800.0	3	90.0	53.33	Greek
973	Economics	Οικονομική Επιστήμη	University of Macedonia	Thessaloniki	2500.0	3	90.0	27.78	Greek
974	Information Systems	Πληροφοριακά Συστήματα	University of Macedonia	Thessaloniki	2950.0	3	90.0	32.78	Greek
975	Hydraulic Engineering and Environment	Υδραυλική Μηχανική και Περιβάλλον	Democritus University of Thrace	Xanthi	1200.0	2	75.0	16.0	Greek
976	Studies in Local History - Interdisciplinary Approaches	Σπουδές στην Τοπική Ιστορία - Διεπιστημονικές Προσεγγίσεις	Democritus University of Thrace	Komotini	1900.0	4	120.0	15.83	Greek
977	Clinical and Industrial Pharmacology - Clinical Toxicology	Κλινική και Βιομηχανική Φαρμακολογία – Κλινική Τοξικολογία	Aristotle University of Thessaloniki	Thessaloniki	4500.0	3	90.0	50.0	Greek
978	Research in Architecture: Design - Space - Culture	Έρευνα στην Αρχιτεκτονική: Σχεδιασμός - Χώρος - Πολιτισμός	National Technical University of Athens	Athens	0.0	3	90.0	0.0	Greek
979	Urban and Regional Planning	Πολεοδομία και Χωροταξία	National Technical University of Athens	Athens	0.0	3	90.0	0.0	Greek
980	Environmental Sciences	Περιβαλλοντικές Επιστήμες	University of Patras	Patra	0.0	4	120.0	0.0	Greek
981	Business Administration	Διοίκηση Επιχειρήσεων	University of West Attica	Athens	4250.0	3	90.0	47.22	Greek
983	Management of Health and Social Care Services	Διοίκηση και Διαχείριση Υπηρεσιών Υγείας και Κοινωνικής Φροντίδας	University of West Attica	Athens	2500.0	3	90.0	27.78	Greek
984	Educational Sciences: Science, Environment and Technology in Education	Επιστήμες της Αγωγής: Εκπαίδευση στις Φυσικές Επιστήμες, το Περιβάλλον και την Τεχνολογία	University of Western Macedonia	Florina	2100.0	3	90.0	23.33	Greek
985	Medical Research Methodology	Ιατρική Ερευνητική Μεθοδολογία	Aristotle University of Thessaloniki	Thessaloniki	5000.0	2	75.0	66.67	English
986	Business Administration	Διοίκηση Επιχειρήσεων	University of Macedonia	Thessaloniki	4500.0	3	90.0	50.0	Greek
987	Mathematical Sciences	Μαθηματικές Επιστήμες	University of Ioannina	Ioannina	0.0	5	90.0	0.0	Greek
988	Processes and Technology of Advanced Materials	Διεργασίες και Τεχνολογία Προηγμένων Υλικών	Aristotle University of Thessaloniki	Thessaloniki	0.0	3	90.0	0.0	Greek
989	Reuse of Buildings and Complexes	Επαναχρήσεις Κτιρίων και Συνόλων	University of Thessaly	Volos	2500.0	3	90.0	27.78	Greek
990	Policies and Applied Methods for the Protection of the Environment	Εφαρμοσμένες Πολιτικές και Τεχνικές Προστασίας Περιβάλλοντος	University of West Attica	Athens	3000.0	3	90.0	33.33	Greek
991	Finance and Management for Engineers	Οικονομική και Διοίκηση για Μηχανικούς	University of the Aegean	Chios	3800.0	2	75.0	50.67	Greek
992	Master by Research on Financial and Management Engineering	Μεταπτυχιακό Δίπλωμα Μηχανικών Οικονομίας και Διοίκησης μέσω Έρευνας	University of the Aegean	Chios	1500.0	3	90.0	16.67	Greek
993	Ancient World: History and Archaeology	Αρχαίος Κόσμος: Ιστορία και Αρχαιολογία	University of Ioannina	Ioannina	0.0	3	90.0	0.0	Greek
994	Renewable Energy Systems	Συστήματα Αξιοποίησης Ανανεώσιμων Πηγών Ενέργειας	International Hellenic University	Serres	2400.0	3	90.0	26.67	Greek

ID	Programme	Programme (EL)	University	City	Fee (EUR)	Semesters	ECTS	Cost/ ECTS	Language
995	Supply Chain Management and Logistics	Διοίκηση Εφοδιαστικής Αλυσίδας και Logistics	University of Thessaly	Volos	3600.0	3	90.0	40.0	Greek
996	Higher Education Policy: Theory and Praxis	Πολιτική Ανώτατης Εκπαίδευσης: Θεωρία και Πράξη	University of Patras	Patra	3000.0	2	60.0	50.0	English
997	Analysis and Management of Energy Systems	Ανάλυση και Διαχείριση Ενεργειακών Συστημάτων	University of Thessaly	Volos	2700.0	3	90.0	30.0	Greek
999	Environmental Health and Education Sciences: Education for Sustainability	Επιστήμες του Περιβάλλοντος και Εκπαίδευση για την Αειφορία	University of Ioannina	Ioannina	0.0	3	90.0	0.0	Greek
1001	Educational Sciences: Interdisciplinary Approaches to Early Childhood and Pre-Primary Education	Επιστήμες της Εκπαίδευσης και της Αγωγής: Διεπιστημονικές Προσεγγίσεις στην Προσχολική και Πρώτη Σχολική Ηλικία	University of Ioannina	Ioannina	0.0	4	120.0	0.0	Greek
1002	Financial Managment	Χρηματοοικονομική Διοίκηση	International Hellenic University	Serres	2400.0	3	90.0	26.67	Greek
1003	Educational Sciences: Creative Educational Environments and Play	Επιστήμες της Αγωγής: Δημιουργικά Περιβάλλοντα Μάθησης και Παιχνίδι	University of Thessaly	Volos	0.0	4	120.0	0.0	Greek
1004	Educational Leadership	Στελέχη Εκπαίδευσης στις Επιστήμες της Αγωγής	Democritus University of Thrace	Alexandroupoli	2750.0	3	90.0	30.56	Greek
1005	Diversity and Theatre Pedagogy	Ετερότητα και Παιδαγωγική του Θεάτρου	Democritus University of Thrace	Alexandroupoli	3500.0	4	120.0	29.17	Greek
1006	Integrated Coastal Management	Ολοκληρωμένη Διαχείριση Παράκτιων Περιοχών	University of the Aegean	Mytilene	1500.0	2	60.0	25.0	Greek
1007	Functional Treatment of Injuries in Athletes and Trainees	Λειτουργική Διαχείριση τραυματισμών σε Αθλητές και Ασκούμενους	Democritus University of Thrace	Komotini	3000.0	3	90.0	33.33	Greek
1008	Clinical Exercise and Applications of Technology in Health	Κλινική Άσκηση και Εφαρμογές της Τεχνολογίας στην Υγεία	Democritus University of Thrace	Komotini	3000.0	3	90.0	33.33	Greek
1009	Education and New Technology	Επιστήμες της Αγωγής με Νέες Τεχνολογίες	University of Western Macedonia	Florina	0.0	4	120.0	0.0	Greek
1010	Life Sciences Informatics	Πληροφορική Επιστημών Ζωής	University of Patras	Patra	0.0	3	90.0	0.0	Greek
1011	Management of Chronic Diseases	Διαχείριση Χρόνιων Νοσημάτων	University of West Attica	Athens	3500.0	4	120.0	29.17	Greek

Table A1. Complete register, part one: identification and programme criteria (continued, 4 of 19)

ID	Programme	Programme (EL)	University	City	Fee (EUR)	Semesters	ECTS	Cost/ ECTS	Language
1012	Educational Sciences: Mathematics Education	Επιστήμες της Αγωγής: Διδακτική των Μαθηματικών	University of Western Macedonia	Florina	2800.0	3	90.0	31.11	Greek
1013	Public Discourse and Digital Media	Δημόσιος Λόγος και Ψηφιακά Μέσα	University of Western Macedonia	Florina	2390.0	3	90.0	26.56	Greek
1014	Economics and Business Law	Οικονομικά και Δίκαιο των Επιχειρήσεων	Democritus University of Thrace	Kavala	3900.0	3	90.0	43.33	Greek
1015	Education Sciences: Management and Administration in Education – Educational Leadership	Επιστήμες της Αγωγής: Οργάνωση και Διοίκηση της Εκπαίδευσης – Εκπαιδευτική Ηγεσία	University of Western Macedonia	Florina	2300.0	3	90.0	25.56	Greek
1016	Natural Hazards and Disaster Mitigation	Φυσικοί Κίνδυνοι και Αντιμετώπιση Καταστροφών	University of the Aegean	Mytilene	1800.0	3	90.0	20.0	Greek

ID	Programme	Programme (EL)	University	City	Fee (EUR)	Semesters	ECTS	Cost/ ECTS	Language
1017	Psycho-pedagogical, Didactic and Intercultural Approaches to Humanities	Ψυχοπαιδαγωγικές, Διδακτικές και Διαπολιτισμικές Προσεγγίσεις στις Ανθρωπιστικές Επιστήμες	Democritus University of Thrace	Komotini	2800.0	4	120.0	23.33	Greek
1018	Special Education and Rehabilitation	Επιστήμες της Αγωγής: Ειδική Αγωγή, Εκπαίδευση και Αποκατάσταση	University of Macedonia	Thessaloniki	3490.0	4	120.0	29.08	Greek
1019	Science of Translation	Επιστήμη της Μετάφρασης	Ionian University	Corfu	0.0	3	90.0	0.0	Greek
1020	Materials Science and Technology	Επιστήμη και Τεχνολογία Υλικών	National Technical University of Athens	Athens		3	90.0		English
1021	Nutrition and Dietetics	Διατροφή και Διαιτολογία	International Hellenic University	Thessaloniki	4000.0	2	90.0	44.44	Greek
1022	Public Law and Public Policy	Δημόσιο Δίκαιο και Δημόσια Πολιτική	National and Kapodistrian University of Athens	Athens	700.0	3	90.0	7.78	Greek
1023	Adult Nursing	Νοσηλευτική Φροντίδα Ενηλίκων	University of Ioannina	Ioannina	0.0	4	120.0	0.0	Greek
1024	Business Administration	Διοίκηση Επιχειρήσεων	University of the Aegean	Chios	4200.0	3	90.0	46.67	Greek
1025	Greek Philosophy - Philosophy of Sciences	Ελληνική Φιλοσοφία - Φιλοσοφία των Επιστημών	University of Ioannina	Ioannina	0.0	4	120.0	0.0	Greek
1026	Physical Education and Sport Science	Φυσική Αγωγή και Αθλητισμός	National and Kapodistrian University of Athens	Athens	0.0	4	120.0	0.0	Greek
1027	Law and Informatics	Δίκαιο και Πληροφορική	University of Macedonia	Thessaloniki	3300.0	3	90.0	36.67	Greek
1028	MSc in Oil and Gas Technology	Τεχνολογία Πετρελαίου και Φυσικού Αερίου	Democritus University of Thrace	Kavala	3850.0	3	90.0	42.78	English
1029	CREATIVE WRITING	Δημιουργική Γραφή	University of Western Macedonia	Florina	3200.0	4	120.0	26.67	Greek
1030	Law And Economics	Δίκαιο και Οικονομία	University of Piraeus	Pireaus	6000.0	3	90.0	66.67	Greek
1031	Executive MBA	Διοίκηση Επιχειρήσεων για Στελέχη	University of Piraeus	Pireaus	7960.0	3	90.0	88.44	Greek
1032	New Forms of Education and Learning	Νέες Μορφές Εκπαίδευσης και Μάθησης	University of the Aegean	Rhodes	2900.0	3	90.0	32.22	Greek
1033	Human Genetics	Γενετική του Ανθρώπου	University of Thessaly	Larissa	3000.0	2	75.0	40.0	Greek
1034	Counselling Psychology & Counselling in Special - General Education and Health	Συμβουλευτική Ψυχολογία και Συμβουλευτική στην Ειδική Αγωγή, την Εκπαίδευση και την Υγεία	University of Thessaly	Volos	7500.0	4	150.0	50.0	Greek
1035	Biology of Physical Activity	Βιολογία της Άσκησης	National and Kapodistrian University of Athens	Athens	0.0	4	120.0	0.0	Greek
1036	History, Anthropology and Culture in Eastern and Southeastern Europe	Ιστορία, Ανθρωπολογία, Πολιτισμός στην Ανατολική και Νοτιοανατολική Ευρώπη	University of Macedonia	Thessaloniki	2500.0	4	120.0	20.83	Greek
1037	Human Reproduction	Ανθρώπινη Αναπαραγωγή	Democritus University of Thrace	Alexandroupoli	3000.0	2	60.0	50.0	Greek
1038	Strategic Management of Tourism Destinations and Hospitality Businesses	Στρατηγική Διοίκηση Τουριστικών Προορισμών και Επιχειρήσεων Φιλοξενίας	University of the Aegean	Chios	3000.0	3	90.0	33.33	Greek
1039	Applied Geography and Spatial Planning	Εφαρμοσμένη Γεωγραφία και Διαχείριση του Χώρου	Harokopio University of Athens	Athens	3000.0	3	90.0	33.33	Greek

ID	Programme	Programme (EL)	University	City	Fee (EUR)	Semesters	ECTS	Cost/ ECTS	Language
1040	Accounting and Control of Businesses and Public Organizations	Λογιστική και Έλεγχος Επιχειρήσεων και Δημοσιών Οργανισμών	University of Piraeus	Pireaus	7500.0	4	90.0	83.33	Greek
1041	Medical Physics – Radiation Physics	Ιατρική Φυσική – Ακτινοφυσική	University of Patras	Patra	0.0	3	90.0	0.0	English
1042	International and European Studies	Διεθνείς και Ευρωπαϊκές Σπουδές	University of Piraeus	Pireaus	5000.0	2	75.0	66.67	Greek, English
1043	Energy: Strategy, Law & Economics	Ενέργεια: Στρατηγική, Δίκαιο και Οικονομία	University of Piraeus	Pireaus	5000.0	2	75.0	66.67	English
1044	Electronic Physics - Radioelectrology	Ηλεκτρονική Φυσική – Ραδιοηλεκτρολογία	Aristotle University of Thessaloniki	Thessaloniki	0.0	4	120.0	0.0	Greek
1045	Sport Tourism, Event Management, Dance	Αθλητικός Τουρισμός, Οργάνωση Δρώμενων, Χορός	Democritus University of Thrace	Komotini	2700.0	3	90.0	30.0	Greek
1046	Creative and Adapted Physical Education	Δημιουργική και Προσαρμοσμένη Φυσική Αγωγή	Democritus University of Thrace	Komotini	3200.0	3	90.0	35.56	Greek
1047	Chemistry And Materials Technology	Χημεία και Τεχνολογία των Υλικών	University of Ioannina	Ioannina	0.0	3	90.0	0.0	Greek
1048	Modern Wireless Communications	Σύγχρονες Ασύρματες Επικοινωνίες	University of the Peloponnese	Tripoli(s)	0.0	2	60.0	0.0	Greek
1049	Accounting and Finance	Λογιστική και Χρηματοοικονομική	University of Macedonia	Thessaloniki	4050.0	3	90.0	45.0	Greek
1050	Accounting Taxation and Financial Management	Λογιστική Φορολογία και Χρηματοοικονομική Διοίκηση	University of Macedonia	Thessaloniki	4950.0	3	90.0	55.0	Greek
1051	Education Sciences – Education with the use of New Technologies	Επιστήμες της Αγωγής – Εκπαίδευση με χρήση Νέων Τεχνολογιών	University of the Aegean	Rhodes	2500.0	3	90.0	27.78	Greek
1052	Political Science and Modern History	Πολιτική Επιστήμη και Νεότερη Ιστορία	Panteion University of Social and Political Sciences	Athens	0.0	3	90.0	0.0	Greek
1053	Information and Communication Technologies for Education	Τεχνολογίες της Πληροφορίας και της Επικοινωνίας για την Εκπαίδευση	National and Kapodistrian University of Athens	Athens	3200.0	4	120.0	26.67	Greek
1054	Business Administration	Διοίκηση Επιχειρήσεων	University of Piraeus	Pireaus	6900.0	3	90.0	76.67	Greek
1055	Total Quality Management International	Διοίκηση Επιχειρήσεων – Ολική Ποιότητα με Διεθνή Προσανατολισμό	University of Piraeus	Pireaus	7800.0	3	90.0	86.67	Greek
1057	Technology of Advanced Materials	Τεχνολογίες Προηγμένων Υλικών	University of Ioannina	Ioannina	0.0	2	60.0	0.0	Greek
1058	Politics, Language and Intercultural Communication	Πολιτική, Γλώσσα και Διαπολιτισμική Επικοινωνία	Ionian University	Corfu	0.0	3	90.0	0.0	Greek
1059	Economic and Business Strategy	Οικονομική και Επιχειρησιακή Στρατηγική	University of Piraeus	Pireaus	6500.0	4	120.0	54.17	Greek
1061	Health Economics and Management	Οικονομικά και Διοίκηση της Υγείας	University of Piraeus	Pireaus	6000.0	3	90.0	66.67	Greek

Table A1. Complete register, part one: identification and programme criteria (continued, 5 of 19)

ID	Programme	Programme (EL)	University	City	Fee (EUR)	Semesters	ECTS	Cost/ ECTS	Language
1062	Economics of Education and Management of Educational Units	Οικονομική της Εκπαίδευσης και Διαχείριση Εκπαιδευτικών Μονάδων	University of Piraeus	Pireaus	3500.0	3	90.0	38.89	Greek
1063	Green Biology – Plant Organism Biology from Molecule to Environment	Πράσινη Βιολογία – Βιολογία Φυτικών Οργανισμών από το Μόριο έως το Περιβάλλον	University of Crete	Heraklion	0.0	2	60.0	0.0	Greek

ID	Programme	Programme (EL)	University	City	Fee (EUR)	Semesters	ECTS	Cost/ ECTS	Language
1064	Science and Technology of Polymers and Composite Materials	Επιστήμη και Τεχνολογία Πολυμερών και Συνθέτων Υλικών	University of Patras	Patra	0.0	3	90.0	0.0	Greek
1065	Bioeconomy, Circular Economy and Sustainable Development	Βιοοικονομία, Κυκλική Οικονομία και Βιώσιμη Ανάπτυξη	University of Piraeus	Pireaus	5400.0	3	90.0	60.0	Greek
1066	Environmental Biology	Περιβαλλοντική Βιολογία	University of Crete	Heraklion	0.0	3	90.0	0.0	Greek
1067	Physics of Atmospheric Environment and Global Change	Φυσική Ατμοσφαιρικού Περιβάλλοντος και Παγκόσμιων Μεταβολών	Aristotle University of Thessaloniki	Thessaloniki	0.0	3	90.0	0.0	Greek
1068	Green Electric Energy: Intelligent Technologies and Management Strategies	Πράσινη Ηλεκτρική Ενέργεια: Ευφυείς Τεχνολογίες και Στρατηγικές Διαχείρισης	University of Patras	Patra	0.0	3	90.0	0.0	Greek
1070	Education Sciences through Innovative Technologies and Biomedical Approaches	Επιστήμες της Αγωγής μέσω Καινοτόμων Τεχνολογιών και Βιοϊατρικών Προσεγγίσεων	University of West Attica	Athens	3900.0	4	120.0	32.5	Greek
1071	Research in Female Reproduction	Έρευνα στη Γυναικεία Αναπαραγωγή	National and Kapodistrian University of Athens	Athens	3600.0	4	120.0	30.0	Greek
1072	Business Administration – Tourism Management	Διοίκηση Επιχειρήσεων – Μάνατζμεντ Τουρισμού	University of Piraeus	Pireaus	7500.0	3	90.0	83.33	Greek
1073	Sociology: Theory, Culture, Transformations	Κοινωνιολογία: Θεωρία, Πολιτισμός, Μετασχηματισμοί	University of Crete	Rethymno	0.0	4	120.0	0.0	Greek
1074	Protein Biotechnology	Πρωτεϊνική Βιοτεχνολογία	University of Crete	Heraklion	0.0	4	120.0	0.0	Greek
1075	Molecular Biology-Biomedicine	Μοριακή Βιολογία-Βιοϊατρική	University of Crete	Heraklion	0.0	4	120.0	0.0	Greek, English
1076	Molecular Cellular Biology and Biotechnology	Μοριακή - Κυτταρική Βιολογία και Βιοτεχνολογία	University of Ioannina	Ioannina	0.0	3	90.0	0.0	English
1077	Erasmus Mundus Joint Master Degree in Aquaculture, Environment and Society Plus ACES +	Υδατοκαλλιέργεια, Περιβάλλον και Κοινωνία - Erasmus Mundus	University of Crete	Heraklion	5000.0	4	120.0	41.67	English
1078	Applied Economics and Regional Development	Εφαρμοσμένα Οικονομικά και Περιφερειακή Ανάπτυξη	Panteion University of Social and Political Sciences	Athens	0.0	3	90.0	0.0	Greek
1079	Internal Audit, Risk Management and Compliance	Εσωτερικός Έλεγχος, Διαχείριση Κινδύνων και Κανονιστική Συμμόρφωση	National and Kapodistrian University of Athens	Athens	4250.0	4	120.0	35.42	Greek
1080	Intensive Care Units - Cardiology, Medical and Nursing Care	Μονάδες Εντατικής Θεραπείας - Καρδιολογία, Ιατρική και Νοσηλευτική Φροντίδα	University of West Attica	Athens	4000.0	4	120.0	33.33	Greek
1081	Port Organisation, Operation, Development & Management	Οργάνωση, Λειτουργιά, Ανάπτυξη, Διοίκηση Λιμένων	University of West Attica	Athens	3000.0	3	90.0	33.33	Greek
1082	Social Psychology of Conflicts	Κοινωνική Ψυχολογία των Συγκρούσεων	Panteion University of Social and Political Sciences	Athens	0.0	3	90.0	0.0	Greek
1083	Psychology	Ψυχολογία	Panteion University of Social and Political Sciences	Athens	0.0	3	90.0	0.0	Greek
1084	Business Administration	Διοίκηση Επιχειρήσεων	National and Kapodistrian University of Athens	Athens	5700.0	3	90.0	63.33	Greek
1085	Business, Administration, Analytics and Information Systems	Διοίκηση, Αναλυτική και Πληροφοριακά Συστήματα Επιχειρήσεων	National and Kapodistrian University of Athens	Athens	5700.0	3	90.0	63.33	Greek

ID	Programme	Programme (EL)	University	City	Fee (EUR)	Semesters	ECTS	Cost/ ECTS	Language
1086	Farm Business Management & Consulting in Rural Development	Επιχειρηματικότητα & Συμβουλευτική στην Αγροτική Ανάπτυξη	Agricultural University of Athens	Athens	3800.0	3	90.0	42.22	Greek
1087	Quantitative Investing	Ποσοτική Επενδυτική	National and Kapodistrian University of Athens	Athens	4800.0	4	120.0	40.0	Greek
1088	Materials Science and Engineering	Επιστήμη και Μηχανική των Υλικών	University of Crete	Heraklion	0.0	4	120.0	0.0	English
1089	e-Learning	Ηλεκτρονική Μάθηση	University of Piraeus	Pireaus	3000.0	2	75.0	40.0	Greek
1090	Industrial Automation	Αυτοματισμός Παραγωγής και Υπηρεσιών	University of West Attica	Athens	3000.0	3	90.0	33.33	Greek
1092	Sustainable Development	Βιώσιμη Ανάπτυξη	Harokopio University of Athens	Athens	2400.0	2	75.0	32.0	Greek
1093	Information Systems and Services	Πληροφοριακά Συστήματα και Υπηρεσίες	University of Piraeus	Pireaus	4200.0	3	90.0	46.67	Greek
1094	CyberSecurity and AI Technologies	Κυβερνοασφάλεια και Τεχνολογίες Τεχνητής Νοημοσύνης	University of Piraeus	Pireaus	4900.0	3	90.0	54.44	Greek
1095	Arterial Hypertension and Related Cardiovascular-Kidney Diseases	Αρτηριακή Υπέρταση και Σύνοδα Καρδιαγγειακά-νεφρικά Νοσήματα	National and Kapodistrian University of Athens	Athens	4000.0	4	120.0	33.33	Greek
1096	Addictology	Αντιμετώπιση Εξαρτήσεων - Εξαρτησιολογία	National and Kapodistrian University of Athens	Athens	3000.0	3	90.0	33.33	Greek
1097	Political Economy	Πολιτική Οικονομία	National and Kapodistrian University of Athens	Athens	3150.0	3	90.0	35.0	Greek
1098	Strategic Management and Competitiveness	Στρατηγική Διοίκηση και Ανταγωνιστικότητα	National and Kapodistrian University of Athens	Athens	4500.0	4	90.0	50.0	Greek
1099	Algology: Pain Management, Diagnosis and Treatment, Pharmacological, Interventional and Other Techniques	Αλγολογία: Αντιμετώπιση του Πόνου, Διάγνωση και Θεραπεία. Φαρμακευτικές και Άλλες Τεχνικές	National and Kapodistrian University of Athens	Athens	4000.0	4	120.0	33.33	Greek
1100	Interventional Radiology	Επεμβατική Ακτινολογία	National and Kapodistrian University of Athens	Athens	2400.0	4	120.0	20.0	Greek
1101	Banking and Finance Law	Το Χρηματοοικονομικό και Θεσμικό Πλαίσιο των Αγορών Χρήματος και Κεφαλαίου	University of Piraeus	Pireaus	5000.0	2	60.0	83.33	Greek
1102	Banking and Finance	Χρηματοοικονομική και Τραπεζική	University of Piraeus	Pireaus	6000.0	3	90.0	66.67	Greek
1103	Social Research on Regional Development and Social Cohesion	Έρευνα για την Τοπική Κοινωνική Ανάπτυξη και Συνοχή	University of the Aegean	Mytilene	1800.0	3	90.0	20.0	Greek
1104	European Societies and European Integration	Ευρωπαϊκές Κοινωνίες και Ευρωπαϊκή Ολοκλήρωση	University of the Aegean	Mytilene	2000.0	3	90.0	22.22	Greek
1105	Applied - Clinical Sociology and Arts	Εφαρμοσμένη - Κλινική Κοινωνιολογία και Τέχνη	University of the Aegean	Mytilene	2300.0	3	90.0	25.56	Greek
1106	Landscape Architecture	Αρχιτεκτονική Τοπίου	Agricultural University of Athens	Athens	3900.0	4	120.0	32.5	Greek
1107	Peak Areas and Innovative Applications in Production and Maintenance of Fruit-vegetables and Floricultural Species	Τομείς Αιχμής και Καινοτόμες Εφαρμογές στην Παραγωγή και Συντήρηση Οπωροκηπευτικών και Ανθοκομικών Ειδών	Agricultural University of Athens	Athens	3000.0	3	90.0	33.33	Greek

ID	Programme	Programme (EL)	University	City	Fee (EUR)	Semesters	ECTS	Cost/ ECTS	Language
1108	Innovative Applications in Sustainable Agriculture, in Plant Improvement and in Agrometeorology	Καινοτόμες Εφαρμογές στην Αειφορική Γεωργία, στη Βελτίωση Φυτών και στην Αγρομετεωρολογία	Agricultural University of Athens	Athens	2650.0	2	65.0	40.77	Greek
1109	Integrated Plant Protection and Environmental Management Systems	Ολοκληρωμένα Συστήματα Φυτοπροστασίας και Διαχείρισης του Περιβάλλοντος	Agricultural University of Athens	Athens	3000.0	3	90.0	33.33	Greek
1110	Algorithms, Logic, and Discrete Mathematics	Αλγόριθμοι, Λογική και Διακριτά Μαθηματικά (Α.Λ.ΜΑ.)	National and Kapodistrian University of Athens	Athens	0.0	3	90.0	0.0	Greek
1111	Data Science and Information Technologies	Επιστήμη Δεδομένων και Τεχνολογίες Πληροφορίας	National and Kapodistrian University of Athens	Athens	2700.0	3	90.0	30.0	English

Table A1. Complete register, part one: identification and programme criteria (continued, 6 of 19)

ID	Programme	Programme (EL)	University	City	Fee (EUR)	Semesters	ECTS	Cost/ ECTS	Language
1112	Respiratory Failure and Mechanical Ventilation	Αναπνευστική Ανεπάρκεια και Μηχανικός Αερισμός	National and Kapodistrian University of Athens	Athens	3000.0	4	120.0	25.0	Greek
1113	Liaison Psychiatry: Integrative Care of Physical and Mental Health	Διασυνδετική Ψυχιατρική: Απαρτιωμένη Φροντίδα Σωματικής και Ψυχικής Υγείας	National and Kapodistrian University of Athens	Athens	4000.0	4	120.0	33.33	Greek
1114	General Pediatrics and Pediatric Subspecialties: Clinical Practice and Research	Γενική και Εξειδικευμένη Παιδιατρική: Κλινική Πράξη και Έρευνα	National and Kapodistrian University of Athens	Athens	4000.0	4	120.0	33.33	Greek
1115	Minimally Invasive Surgery, Robotic Surgery and Telesurgery	Ελάχιστα Επεμβατική Χειρουργική, Ρομποτική Χειρουργική και Τηλεχειρουργική	National and Kapodistrian University of Athens	Athens	3000.0	3	90.0	33.33	Greek
1116	Epidemiology-Research Methodology in Biomedical Sciences, Clinical Practice and Public Health	Επιδημιολογία - Μεθοδολογία Έρευνας στις Βιοϊατρικές Επιστήμες, την Κλινική Πράξη και τη Δημόσια Υγεία	National and Kapodistrian University of Athens	Athens	3000.0	3	90.0	33.33	Greek
1117	Interventional Cardiology	Επεμβατική Καρδιολογία	National and Kapodistrian University of Athens	Athens	4000.0	4	120.0	33.33	Greek
1118	Phytoiatrics and Environment	Φυτιατρική και Περιβάλλον	University of Thessaly	Volos	0.0	2	60.0	0.0	Greek
1119	Applied Biomechanics in Orthopaedics	Εφαρμοσμένη Εμβιομηχανική στην Ορθοπαιδική	National and Kapodistrian University of Athens	Athens	4000.0	4	120.0	33.33	Greek
1120	Stress Science and Health Promotion	Επιστήμη του Στρες και Προαγωγή της Υγείας	National and Kapodistrian University of Athens	Athens	8000.0	4	120.0	66.67	Greek
1121	Clinical Neurophysiology	Κλινική Νευροφυσιολγία	National and Kapodistrian University of Athens	Athens	4000.0	4	120.0	33.33	Greek
1122	MSc in Nanomedicine	Νανοϊατρική	National and Kapodistrian University of Athens	Athens	2000.0	2	75.0	26.67	English
1123	Clinical Ergospirometry, Exercise, Advanced Technology and Rehabilitation	Κλινική Εργοσπιρομετρία, Άσκηση, Προηγμένη Τεχνολογία και Αποκατάσταση	National and Kapodistrian University of Athens	Athens	4000.0	4	120.0	33.33	Greek
1124	Thrombosis - Bleeding - Tranfusion Medicine	Θρόμβωση - Αιμορραγία - Ιατρική των Μεταγγίσεων	National and Kapodistrian University of Athens	Athens	4000.0	4	120.0	33.33	Greek
1125	Rheumatology-musculoskeletal Health	Ρευματολογία - Μυοσκελετική Υγεία	National and Kapodistrian University of Athens	Athens	3000.0	3	90.0	33.33	Greek
1126	Finance and Shipping	Χρηματοοικονομική της Ναυτιλίας	University of West Attica	Athens	3000.0	3	90.0	33.33	Greek

ID	Programme	Programme (EL)	University	City	Fee (EUR)	Semesters	ECTS	Cost/ ECTS	Language
1127	Management and Information Systems	Διοίκηση Επιχειρήσεων και Πληροφοριακά Συστήματα	Aristotle University of Thessaloniki	Thessaloniki	3000.0	3	90.0	33.33	Greek
1129	Health Promotion and Education	Προαγωγή και Αγωγή Υγείας	National and Kapodistrian University of Athens	Athens	3600.0	4	120.0	30.0	Greek
1130	Molecular and Applied Physiology	Μοριακή και Εφαρμοσμένη Φυσιολογία	National and Kapodistrian University of Athens	Athens	4000.0	4	120.0	33.33	Greek
1131	Intensive Care Units	Μονάδες Εντατικής Θεραπείας	National and Kapodistrian University of Athens	Athens	3000.0	4	120.0	25.0	Greek
1133	Pediatric Respiratory Medicine	Παιδιατρική Πνευμονολογία	National and Kapodistrian University of Athens	Athens	4000.0	4	120.0	33.33	Greek
1134	Exercise & Health	Άθληση και Υγεία	National and Kapodistrian University of Athens	Athens	4000.0	4	120.0	33.33	Greek
1135	Biostatistics	Βιοστατιστική	National and Kapodistrian University of Athens	Athens	4000.0	4	120.0	33.33	Greek
1136	Diabets Mellitus and Obesity	Σακχαρώδης Διαβήτης και Παχυσαρκία	National and Kapodistrian University of Athens	Athens	4000.0	4	120.0	33.33	Greek
1137	Update in Diagnosis in Dermatology and Allergiology	Σύγχρονη Διαγνωστική στη Δερματολογία και Αλλεργιολογία	National and Kapodistrian University of Athens	Athens	4000.0	4	120.0	33.33	Greek
1139	Thoracic Oncology: Current Basic and Clinical Approach and Research	Ογκολογία Θώρακα: Σύγχρονη Κλινικο-εργαστηριακή Προσέγγιση και Έρευνα	National and Kapodistrian University of Athens	Athens	4000.0	4	120.0	33.33	Greek
1140	Cardiopulmonary Rehabilitation and Rehabilitation of ICU Patients	Καρδιοπνευμονική Αποκατάσταση και Αποκατάσταση Πασχόντων ΜΕθ	National and Kapodistrian University of Athens	Athens	4000.0	4	120.0	33.33	Greek
1141	Psychodynamic Psychotherapy in Medical Settings	Ψυχοδυναμική Ψυχοθεραπεία σε Ιατρικό Πλαίσιο	National and Kapodistrian University of Athens	Athens	4800.0	4	120.0	40.0	Greek
1142	MSc in Molecular Biomedicine: Mechanisms of Disease, Molecular and Cellular Therapies, and Bioinnovation	Μοριακή Βιοϊατρική Μηχανισμοί Ασθενειών, Μοριακές και Κυτταρικές Θεραπείες & Βιοκαινοτομία	National and Kapodistrian University of Athens	Athens	4000.0	4	120.0	33.33	English
1143	Forensic Psychiatry	Ψυχιατροδικαστική	National and Kapodistrian University of Athens	Athens	4000.0	4	120.0	33.33	Greek
1144	Child and Adolescent Mental Health and Psychiatry	Ψυχική Υγεία και Ψυχιατρική Παιδιών και Εφήβων	National and Kapodistrian University of Athens	Athens	4000.0	4	120.0	33.33	Greek
1145	Surgical Anatomy	Χειρουργική Ανατομία	National and Kapodistrian University of Athens	Athens	3000.0	3	90.0	33.33	Greek
1146	Surgical Oncology	Χειρουργική Ογκολογία	National and Kapodistrian University of Athens	Athens	3200.0	4	120.0	26.67	Greek
1147	Physiology of Aging and Geriatric Syndromes	Φυσιολογία της Γήρανσης και Γηριατρικά Σύνδρομα	National and Kapodistrian University of Athens	Athens	3600.0	3	90.0	40.0	Greek
1149	Molecular Biopathology	Μοριακή Ιατρική Βιοπαθολογία	National and Kapodistrian University of Athens	Athens	4000.0	4	120.0	33.33	Greek
1150	Drug discovery and development	Ανακάλυψη και Ανάπτυξη Φαρμάκων	University of Patras	Patra	0.0	3	90.0	0.0	Greek
1151	Medical Genetics: Clinical and Laboratory Direction	Ιατρική Γενετική: Κλινική και Εργαστηριακή Κατεύθυνση	National and Kapodistrian University of Athens	Athens	2000.0	3	90.0	22.22	Greek
1152	Intensive Care Units-cardiology, Medicalandnursingcare	Μονάδες Εντατικής Θεραπείας-καρδιολογία, Ιατρική και Νοσηλευτική Φροντίδα	National and Kapodistrian University of Athens	Athens	4000.0	4	120.0	33.33	Greek
1153	Endovascular Techniques	Ενδαγγειακές Τεχνικές	National and Kapodistrian University of Athens	Athens	2000.0	3	90.0	22.22	Greek
1154	Medical Physics - Radiation Physics	Ιατρική Φυσική - Ακτινοφυσική	National and Kapodistrian University of Athens	Athens	2000.0	3	90.0	22.22	Greek

ID	Programme	Programme (EL)	University	City	Fee (EUR)	Semesters	ECTS	Cost/ ECTS	Language
1155	Metabolic Bone Diseases	Μεταβολικά Νοσήματα των Οστών	National and Kapodistrian University of Athens	Athens	3200.0	4	120.0	26.67	Greek
1156	Neoplastic Disease in Humans: Research and Clinicopathologic Approach in the Context of Precision Medicine (Diagnosis and Targeted Treatment)	Νεοπλασματική Νόσος στον Άνθρωπο: Έρευνα και Κλινικοπαθολογοανατομική Προσέγγιση στα Πλαίσια της Εξατομικευμένης Ιατρικής (διαγωνση Και Στοχευμενη Θεραπεια)	National and Kapodistrian University of Athens	Athens	3600.0	4	120.0	30.0	Greek
1157	Environment and Health. Management of Environmental Health Effects	Περιβάλλον και Υγεία. Διαχείριση Περιβαλλοντικών Θεμάτων με Επιπτώσεις στην Υγεία.	National and Kapodistrian University of Athens	Athens	2400.0	3	90.0	26.67	Greek
1158	Mental Health Promotion – Prevention of Psychiatric Disorders	Προαγωγή Ψυχικής Υγείας – Πρόληψη Ψυχιατρικών Διαταραχών	National and Kapodistrian University of Athens	Athens	3600.0	3	90.0	40.0	Greek
1159	Strategies of Developmntal and Adolescent Health	Στρατηγικές Αναπτυξιακής και Εφηβικής Υγείας	National and Kapodistrian University of Athens	Athens	4000.0	4	120.0	33.33	Greek
1160	Pediatric Inectious Diseases	Παδιατρική Λοιμωξιολογία	National and Kapodistrian University of Athens	Athens	4000.0	4	120.0	33.33	Greek
1161	Global Health - Disaster Medicine	Παγκόσμια Υγεία - Ιατρική των Καταστροφών	National and Kapodistrian University of Athens	Athens	4000.0	4	120.0	33.33	Greek
1162	Resuscitation	Αναζωογόνηση	National and Kapodistrian University of Athens	Athens	4000.0	4	120.0	33.33	Greek
1163	Biodiversity conservation and Biological Resources Management	Διαχείριση Βιοποικιλότητας και Βιολογικών Πόρων	Aristotle University of Thessaloniki	Thessaloniki	1500.0	3	90.0	16.67	Greek

Table A1. Complete register, part one: identification and programme criteria (continued, 7 of 19)

ID	Programme	Programme (EL)	University	City	Fee (EUR)	Semesters	ECTS	Cost/ ECTS	Language
1164	Latin American and Iberian Studies	Λατινοαμερικανικές και Ιβηρικές Σπουδές	National and Kapodistrian University of Athens	Athens	3000.0	4	120.0	25.0	Spanish
1165	Accounting and Finance	Λογιστική και Χρηματοοικονομική	Athens University of Economics and Business	Athens	6400.0	2	75.0	85.33	Greek
1166	Applications in Biology	Εφαρμογές στη Βιολογία	Aristotle University of Thessaloniki	Thessaloniki	4500.0	3	90.0	50.0	Greek
1167	Public Policy & Management	Δημόσια Πολιτική & Διοίκηση	Athens University of Economics and Business	Athens	5200.0	3	90.0	57.78	Greek
1168	Business Administration for Executives	Διοίκηση Επιχειρήσεων για Στελέχη	Athens University of Economics and Business	Athens	7250.0	4	120.0	60.42	Greek
1169	Banking and Finance	Χρηματοοικονομική και Τραπεζική	Athens University of Economics and Business	Athens	5400.0	3	90.0	60.0	Greek
1170	Business Administration	Διοίκηση Επιχειρήσεων	Athens University of Economics and Business	Athens	5500.0	4	120.0	45.83	Greek
1171	Insurance and Financial Risk Analytics	Αναλυτική Ασφαλιστικού και Χρηματοοικονομικού Κινδύνου	Athens University of Economics and Business	Athens		5	90.0		Greek
1172	Applied Economics and Finance	Εφαρμοσμένα Οικονομικά Χρηματοοικονομικά	Athens University of Economics and Business	Athens	5400.0	3	90.0	60.0	Greek
1173	Services Management	Διοίκηση Υπηρεσιών	Athens University of Economics and Business	Athens	5500.0	2	75.0	73.33	Greek
1174	MSc in Business Analytics	Π.Μ.Σ. στην Επιχειρηματική Αναλυτική	Athens University of Economics and Business	Athens	7200.0	3	90.0	80.0	English
1175	MSc in AI and Data Science	Τεχνητή Νοημοσύνη και Επιστήμη Δεδομένων	Athens University of Economics and Business	Athens	6000.0	2	75.0	80.0	English
1176	Computer Science	Επιστήμη των Υπολογιστών	Athens University of Economics and Business	Athens	2000.0	2	75.0	26.67	Greek

ID	Programme	Programme (EL)	University	City	Fee (EUR)	Semesters	ECTS	Cost/ ECTS	Language
1177	Applied Statistics and Data Analytics	Εφαρμοσμένη Στατιστική και Αναλυτική Δεδομένων	Athens University of Economics and Business	Athens		5	90.0		Greek
1178	Human Resource Management	Διοίκηση Ανθρώπινου Δυναμικού	Athens University of Economics and Business	Athens	5000.0	2	90.0	55.56	Greek
1179	Digital Methods for the Humanities	Ψηφιακές Μεθόδοι για τις Ανθρωπιστικές Επιστήμες	Athens University of Economics and Business	Athens	4000.0	2	75.0	53.33	Greek
1180	Children's Book and Educational Material	Παιδικό Βιβλίο και Παιδαγωγικό Υλικό	University of the Aegean	Rhodes	2600.0	3	90.0	28.89	Greek
1181	Management Science and Technology	Διοικητική Επιστήμη και Τεχνολογία	Athens University of Economics and Business	Athens	5300.0	3	90.0	58.89	Greek
1182	MSc in International Shipping, Finance and Management	Δ.Π.Μ.Σ. Διεθνής Ναυτιλία, Χρηματοοικονομική και Διοίκηση	Athens University of Economics and Business	Athens	7600.0	2	75.0	101.33	English
1183	Information Systems	Πληροφοριακά Συστήματα	Athens University of Economics and Business	Athens	4000.0	3	90.0	44.44	Greek
1185	MBA International	Δ.Π.Μ.Σ. Διοικητική των Επιχειρήσεων με Διεθνή Προσανατολισμό	Athens University of Economics and Business	Athens	9700.0	3	90.0	107.78	English
1186	MSc in Marketing and Communication	Μάρκετινγκ και Επικοινωνία	Athens University of Economics and Business	Athens	6900.0	3	90.0	76.67	English
1187	MSc in Financial Management	ΠΜΣ στη Χρηματοοικονομική Διοίκηση	Athens University of Economics and Business	Athens	6200.0	2	75.0	82.67	English
1188	Community and Public Health Nursing	Κοινοτική Νοσηλευτική και Νοσηλευτική Δημοσιάς Υγείας	University of West Attica	Athens	3000.0	3	90.0	33.33	Greek
1189	Business Administration	Διοίκηση Επιχειρήσεων	Athens University of Economics and Business	Athens	7250.0	4	120.0	60.42	Greek
1190	Cosmetology - Preparation and Evaluation of Cosmetic Products	Κοσμητολογία – Παρασκευή και Αξιολόγηση Καλλυντικών Προϊόντων	University of Patras	Patra	1800.0	3	90.0	20.0	Greek
1191	Digital Media - Computational Intelligence	Ψηφιακά Μέσα - Υπολογιστική Νοημοσύνη	Aristotle University of Thessaloniki	Thessaloniki	1800.0	3	90.0	20.0	English
1192	Applied Accounting and Auditing	Εφαρμοσμένη Λογιστική και Ελεγκτική	University of Macedonia	Thessaloniki	6000.0	4	120.0	50.0	Greek
1193	Public Management	Δημόσια Διοίκηση	University of Macedonia	Thessaloniki	4500.0	3	90.0	50.0	Greek
1194	Models of Educational Planning and Development	Μοντέλα Σχεδιασμού και Ανάπτυξης Εκπαιδευτικών Μονάδων	University of the Aegean	Rhodes	3200.0	4	120.0	26.67	Greek
1195	Advanced Studies in Physics	Προχωρημένες Σπουδές στη Φυσική	University of Patras	Patra	0.0	3	90.0	0.0	Greek
1196	Applied Atmospheric Physics and Electronics	Εφαρμογές της Φυσικής στην Ατμόσφαιρα και στην Ηλεκτρονική	University of Patras	Patra	0.0	3	90.0	0.0	Greek
1197	Digital Culture, Smart Cities, IoT and Advanced Digital Technologies	Ψηφιακός Πολιτισμός, Έξυπνες Πόλεις, IoT και Προηγμένες Ψηφιακές Τεχνολογίες	University of Piraeus	Pireaus	4500.0	3	90.0	50.0	Greek
1198	Digital Applications and Innovation	Ψηφιακές Εφαρμογές και Καινοτομία	Ionian University	Corfu	3000.0	2	60.0	50.0	Greek
1199	Education Sciences: Innovative Pedagogical Approaches in Multicultural Environments	Επιστήμες της Αγωγής: Καινοτόμες Παιδαγωγικές Προσεγγίσεις σε Πολυπολιτισμικά Εκπαιδευτικά Περιβάλλοντα	Democritus University of Thrace	Alexandroupoli	2500.0	4	120.0	20.83	Greek
1200	Shipping	Ναυτιλία	University of Piraeus	Pireaus	6900.0	3	90.0	76.67	Greek
1201	Shipping Management	Ναυτιλιακή Διοικητική	University of Piraeus	Pireaus	7000.0	2	75.0	93.33	English

ID	Programme	Programme (EL)	University	City	Fee (EUR)	Semesters	ECTS	Cost/ ECTS	Language
1202	Sustainable Blue Economy	Βιώσιμη Γαλάζια Οικονομία	University of Piraeus	Pireaus	5000.0	2	75.0	66.67	English
1203	Disease of the nose, maxillofacial area and cranial base	Παθήσεις Ρινός, Βάσης Κρανίου και Προσωπικής Χώρας	University of Patras	Patra	4000.0	3	90.0	44.44	Greek
1204	Clinical Trials: Design and Conduct	Κλινικές Μελέτες: Σχεδιασμός και Εκτέλεση	National and Kapodistrian University of Athens	Athens	2250.0	3	90.0	25.0	Greek
1205	Development of New Drugs: Research, Launch and Access	Ανάπτυξη Νέων Φαρμάκων: Έρευνα, Κυκλοφορία και Πρόσβαση	National and Kapodistrian University of Athens	Athens	4500.0	3	90.0	50.0	Greek
1206	Studies in Classical, Byzantine and Modern Greek Literature	Σπουδές στην Κλασική, Βυζαντινή και Νεοελληνική Γραμματεία	University of Patras	Patra	0.0	4	120.0	0.0	Greek
1207	Treatment and Rehabilitation of Spinal Cord Lesions. Spinal Pain Management	Αποκατάσταση Βλάβων Νωτιαίου Μυελού. Διαχείριση του Πόνου Σπονδυλικής Προέλευσης	National and Kapodistrian University of Athens	Athens	3000.0	4	120.0	25.0	Greek
1208	Neuroimmunology	Νευροανοσολογία	Aristotle University of Thessaloniki	Thessaloniki	4000.0	4	120.0	33.33	Greek
1209	Adult Education, Special Education	Επιστήμες της Αγωγής: Εκπαίδευση Ενηλίκων, Ειδική Αγωγή	University of Macedonia	Thessaloniki	0.0	4	120.0	0.0	Greek
1210	History of Medicine and Biological Anthropology: Health, Disease and Natural Selection	Ιστορία της Ιατρικής και Βιολογική Ανθρωπολογία: Υγεία, Νόσος και Φυσική Επιλογή	Aristotle University of Thessaloniki	Thessaloniki	2400.0	4	90.0	26.67	Greek
1211	Occupational, Environmental, and Pharmaceytical Risk Assessment	Εκτίμηση και Διαχείριση Επαγγελματικού, Περιβαλλοντικού και Φαρμακευτικού Κινδύνου	National and Kapodistrian University of Athens	Athens	4000.0	4	120.0	33.33	Greek
1212	Public Health and Health Policy	Δημόσια Υγεία και Πολιτική Υγείας	Aristotle University of Thessaloniki	Thessaloniki	0.0	4	120.0	0.0	Greek

Table A1. Complete register, part one: identification and programme criteria (continued, 8 of 19)

ID	Programme	Programme (EL)	University	City	Fee (EUR)	Semesters	ECTS	Cost/ ECTS	Language
1213	Primary Health Care	Πρωτοβάθμια Φροντίδα Υγείας	Aristotle University of Thessaloniki	Thessaloniki	0.0	4	120.0	0.0	Greek
1214	High Risk Pregnancy	Παθολογία της Κύησης	National and Kapodistrian University of Athens	Athens	2800.0	4	120.0	23.33	Greek
1215	MA in English Language, Linguistics and Translation	Αγγλική Γλώσσα, Γλωσσολογία και Μετάφραση	National and Kapodistrian University of Athens	Athens	0.0	3	90.0	0.0	English
1216	Sustainable Agricultural Production Systems and Climate Change	Αειφορικά Γεωργικά Συστήματα και Κλιματική Αλλαγή	Aristotle University of Thessaloniki	Thessaloniki	1200.0	3	105.0	11.43	Greek
1217	Biotechnology - Quality Assessment in Nutrition and the Environment	Βιοτεχνολογία - Ποιότητα Διατροφής και Περιβάλλοντος	University of Thessaly	Larissa	4000.0	3	90.0	44.44	Greek
1218	Applications of Molecular Biology - Genetics, Diagnostic Biomarkers	Εφαρμογές Μοριακής Βιολογίας - Μοριακή Γενετική, Διαγνωστικοί Δείκτες	University of Thessaly	Larissa	4000.0	3	90.0	44.44	Greek
1219	Byzantine Philology and Papyrology-Paleography	Βυζαντινής Φιλολογίας και Παπυρολογίας-Παλαιογραφίας	Aristotle University of Thessaloniki	Thessaloniki	0.0	3	90.0	0.0	Greek
1220	Studies in Mathematics	Σπουδές στα Μαθηματικά	University of the Aegean	Karlovasi	0.0	3	90.0	0.0	Greek
1221	Innovation, Technology and Business Management	Διοίκηση Καινοτομίας, Τεχνολογίας και Επιχειρήσεων	Democritus University of Thrace	Xanthi	3500.0	3	90.0	38.89	Greek
1222	Sports and Health	Άθληση και Υγεία	Aristotle University of Thessaloniki	Thessaloniki	2800.0	4	120.0	23.33	Greek

ID	Programme	Programme (EL)	University	City	Fee (EUR)	Semesters	ECTS	Cost/ ECTS	Language
1223	Computational Physics	Υπολογιστική Φυσική	Aristotle University of Thessaloniki	Thessaloniki	0.0	3	90.0	0.0	Greek
1224	Informatics and Computational Medicine	Πληροφορική και Υπολογιστική Βιοϊατρική	University of Thessaly	Lamia	2400.0	3	90.0	26.67	Greek
1225	Education and Culture	Εκπαίδευση και Πολιτισμός	Harokopio University of Athens	Athens	3500.0	4	120.0	29.17	Greek
1226	Earth Science and Environment	Επιστήμες Γης και Περιβάλλον	National and Kapodistrian University of Athens	Athens	2400.0	4	120.0	20.0	Greek
1227	Applied and Environmental Geology and Geohazards	Εφαρμοσμένη και Περιβαλλοντική Γεωλογία και Γεωκίνδυνοι	Aristotle University of Thessaloniki	Thessaloniki	1000.0	3	90.0	11.11	Greek
1228	Data and Computer Systems Engineering	Μηχανική Δεδομένων και Υπολογιστικών Συστημάτων	University of Ioannina	Ioannina	0.0	3	90.0	0.0	Greek
1229	Reproductive Regenerative Medicine	Αναπαραγωγική Αναγεννητική Ιατρική	National and Kapodistrian University of Athens	Athens	3300.0	3	90.0	36.67	Greek
1230	Museum Studies	Μουσειακές Σπουδές	National and Kapodistrian University of Athens	Athens	2100.0	3	90.0	23.33	Greek
1231	Audiology and Neurotology	Ακοολογία και Νευροωτολογία	National and Kapodistrian University of Athens	Athens	4000.0	4	120.0	33.33	Greek
1232	Biomedical Sciences	Βιοϊατρικές Επιστήμες	University of Patras	Patra	0.0	4	120.0	0.0	Greek
1233	MA in Greek and Eastern Mediterranean Archaeology: From the Bronze Age Palaces to the Hellenistic Kingdoms	Αρχαιολογία της Ελλάδας και της Ανατολικής Μεσογείου: από τα Ανάκτορα της Εποχής του Χαλκού έως και τα Ελληνιστικά Βασίλεια	National and Kapodistrian University of Athens	Athens	6000.0	2	75.0	80.0	English
1234	Educational Administration and Management	Οργάνωση και Διοίκηση της Εκπαίδευσης	University of Thessaly	Volos	2350.0	3	90.0	26.11	Greek
1235	Tourism and Local Development	Τουρισμός και Τοπική Ανάπτυξη	Aristotle University of Thessaloniki	Thessaloniki	2900.0	3	90.0	32.22	Greek
1236	Human - Computer Interaction	Αλληλεπίδραση Ανθρώπου – Υπολογιστή	University of Patras	Patra	0.0	3	90.0	0.0	English
1237	Physical and Chemical Methods for the Diagnosis of Corruption in Materials of Cultural Heritage	Φυσικές και Χημικές Μέθοδοι Διάγνωσης Φθοράς Υλικών Πολιτιστικής Κληρονομιάς	Aristotle University of Thessaloniki	Thessaloniki	0.0	3	90.0	0.0	Greek
1238	Quality Control-Chemical Analysis-Environment	Έλεγχος Ποιότητας - Χημική Ανάλυση - Περιβάλλον	Aristotle University of Thessaloniki	Thessaloniki	0.0	3	90.0	0.0	Greek
1239	Electrochemical Systems Science and Technology	Επιστήμη και Τεχνολογία Ηλεκτροχημικών Συστημάτων	Aristotle University of Thessaloniki	Thessaloniki	0.0	3	90.0	0.0	Greek
1240	Synthetic Chemistry, Biochemistry and Applications	Συνθετική Χημεία, Βιοχημεία και Εφαρμογές	Aristotle University of Thessaloniki	Thessaloniki	0.0	3	90.0	0.0	Greek
1241	Chemical Technology and Industrial Applications	Χημική Τεχνολογία και Βιομηχανικές Εφαρμογές	Aristotle University of Thessaloniki	Thessaloniki	0.0	3	90.0	0.0	Greek
1242	Molecular Design and Modeling - Chemical Education	Μοριακός Σχεδιασμός και Μοντελοποίηση - Χημική Εκπαίδευση	Aristotle University of Thessaloniki	Thessaloniki	0.0	3	90.0	0.0	Greek
1243	Language and Culture in the German-speaking Area	Γλώσσα και Πολιτισμός στον Γερμανόφωνο Χώρο	Aristotle University of Thessaloniki	Thessaloniki	0.0	4	120.0	0.0	German
1244	Food Chemistry	Χημεία Τροφίμων	National and Kapodistrian University of Athens	Athens	3000.0	4	15.0	200.0	Greek
1245	Paleontology-Geobiology	Παλαιοντολογία-Γεωβιολογία	Aristotle University of Thessaloniki	Thessaloniki	1000.0	3	90.0	11.11	Greek
1246	Semiotics, Culture and Communication	Σημειωτική, Πολιτισμός και Επικοινωνία	Aristotle University of Thessaloniki	Thessaloniki	2100.0	3	90.0	23.33	Greek

ID	Programme	Programme (EL)	University	City	Fee (EUR)	Semesters	ECTS	Cost/ ECTS	Language
1247	Languages, Communication and Management of Educational Services in Modern Social, Economic and Technological Environment	Γλώσσες, Επικοινωνία και Δοίκηση Υπηρεσιών Εκπαίδευσης στο σύγχρονο κοινωνικό, οικονομικό και τεχνολογικό περιβάλλον	Aristotle University of Thessaloniki	Thessaloniki	2100.0	3	90.0	23.33	Greek
1248	Kinesiology	Κινησιολογία	Aristotle University of Thessaloniki	Serres	0.0	3	90.0	0.0	Greek
1249	Political Science and Sociology	Πολιτική Επιστήμη και Κοινωνιολογία	National and Kapodistrian University of Athens	Athens	880.0	4	120.0	7.33	Greek
1250	Cognitive Psychology and Applications	Γνωστική Ψυχολογία και Εφαρμογές	Aristotle University of Thessaloniki	Thessaloniki	2000.0	4	120.0	16.67	Greek
1251	Clinical Psychology and Neuropsychology	Κλινική Ψυχολογία και Νευροψυχολογία	Aristotle University of Thessaloniki	Thessaloniki	4000.0	4	150.0	26.67	Greek
1252	Mathematics Education	Διδακτική και Μεθοδολογία των Μαθηματικών	National and Kapodistrian University of Athens	Athens	2800.0	4	120.0	23.33	Greek
1253	Soil, Water, Energy Resources and Agricultural Environment Management	Διαχείριση Εδαφικών, Υδατικών, Ενεργειακών Πόρων και Αγροτικού Περιβάλλοντος	Aristotle University of Thessaloniki	Thessaloniki	1500.0	3	90.0	16.67	Greek
1254	Audio Arts and Technologies	Τέχνες και Τεχνολογίες του Ήχου	Ionian University	Corfu	2700.0	3	90.0	30.0	Greek
1255	School Psychology	Σχολική Ψυχολογία	Aristotle University of Thessaloniki	Thessaloniki	3200.0	4	120.0	26.67	Greek
1257	Archaeological Materials Science - ARCHMAT	Επιστήμη Υλικών Αρχαιολογικού Ενδιαφέροντος – ARCHMAT	Aristotle University of Thessaloniki	Thessaloniki	9000.0	4	120.0	75.0	English
1258	Materials Science	Επιστήμη των Υλικών	University of Patras	Patra	0.0	3	90.0	0.0	Greek
1259	Sleep - Related Breathing Disorders - Laboratory and Clinical Sleep Medicine	Διαταραχές της Αναπνοής στον Ύπνο - Εργαστηριακή και Κλινική Ιατρική του Ύπνου	National and Kapodistrian University of Athens	Athens	4000.0	4	120.0	33.33	Greek
1260	Conference Interpreting and Translation	Διερμηνεία και Μετάφραση	Aristotle University of Thessaloniki	Thessaloniki	3000.0	4	120.0	25.0	Greek
1261	Bioinformatics	Βιοπληροφορική	University of Crete	Heraklion	0.0	4	120.0	0.0	Greek

Table A1. Complete register, part one: identification and programme criteria (continued, 9 of 19)

ID	Programme	Programme (EL)	University	City	Fee (EUR)	Semesters	ECTS	Cost/ ECTS	Language
1262	Museology – Cultural Management	Μουσειολογία – Διαχείριση Πολιτισμού	Aristotle University of Thessaloniki	Thessaloniki	2900.0	3	90.0	32.22	Greek
1263	Political Analysis	Πολιτική Ανάλυση	Aristotle University of Thessaloniki	Thessaloniki	0.0	3	90.0	0.0	Greek
1264	Governance - Regional Development	Διακυβέρνηση - Περιφερειακή Ανάπτυξη	Aristotle University of Thessaloniki	Thessaloniki	0.0	3	90.0	0.0	Greek
1265	History and Philosophy of Science and Technology	Ιστορία και Φιλοσοφία της Επιστήμης και της Τεχνολογίας	National and Kapodistrian University of Athens	Athens	600.0	4	120.0	5.0	Greek
1266	Political System and Public Policies	Πολιτικό Σύστημα και Δημόσιες Πολιτικές	University of Crete	Rethymno	0.0	3	90.0	0.0	Greek
1267	Public Health - Primary Health Care - Health Services	Δημόσια Υγεία - Πρωτοβάθμια Φροντίδα Υγείας - Υπηρεσίες Υγείας	University of Crete	Heraklion	2000.0	4	120.0	16.67	Greek
1268	Classical Philology	Κλασική Φιλολογία	Aristotle University of Thessaloniki	Thessaloniki	0.0	3	90.0	0.0	Greek
1269	Medicinal Chemistry and Chemical Biology	Ιατρική Χημεία και Χημική Βιολογία	University of Patras	Patra	0.0	3	90.0	0.0	Greek
1270	Music Pedagogy	Μουσική Παιδαγωγική	Ionian University	Corfu	4000.0	4	120.0	33.33	Greek

ID	Programme	Programme (EL)	University	City	Fee (EUR)	Semesters	ECTS	Cost/ ECTS	Language
1271	Advanced Physics	Προχωρημένη Φυσική	University of Crete	Heraklion	0.0	2	60.0	0.0	English
1272	INTERNATIONAL STUDIES	Διεθνείς Σπουδές	University of Macedonia	Thessaloniki	4000.0	3	90.0	44.44	Greek
1273	Soccer training and Injury Prevention	Προπόνηση και Πρόληψη Τραυματισμών στο Ποδόσφαιρο	Aristotle University of Thessaloniki	Thessaloniki	2350.0	3	90.0	26.11	Greek
1274	Photonics and Nanoelectronics	Φωτονική και Νανοηλεκτρονική	University of Crete	Heraklion	0.0	3	90.0	0.0	English
1275	Fine Arts and Art Sciences	Επιστήμες της Τέχνης και Εικαστικές Τέχνες	University of Ioannina	Ioannina	0.0	4	120.0	0.0	Greek
1276	Landscape Architecture	Αρχιτεκτονική Τοπίου	Aristotle University of Thessaloniki	Thessaloniki	2800.0	4	120.0	23.33	Greek
1277	Linguistics	Γλωσσολογία	University of Crete	Rethymno	0.0	4	120.0	0.0	Greek
1278	Design and Construction of Underground Works	Σχεδιασμός και Κατασκευή Υπογείων Έργων	National Technical University of Athens	Athens	0.0	3	90.0	0.0	Greek
1279	Didactics of Physics and Educational Technology	Διδακτική της Φυσικής και Εκπαιδευτική Τεχνολογία	Aristotle University of Thessaloniki	Thessaloniki	0.0	3	90.0	0.0	Greek
1280	MSc in Science, Technology, Society—Science and Technology Studies	Επιστήμη, Τεχνολογία, Κοινωνία — Σπουδές Επιστήμης και Τεχνολογίας	National and Kapodistrian University of Athens	Athens	1000.0	2	60.0	16.67	English
1281	Advanced Design: Innovation and Transdisciplinarity in Design	Σχεδιασμός Αιχμής: Καινοτομία και Διεπιστημονικότητα στον Σχεδιασμό	Aristotle University of Thessaloniki	Thessaloniki	3000.0	3	90.0	33.33	English
1282	Theology and Culture	Θεολογία και Πολιτισμός	Aristotle University of Thessaloniki	Thessaloniki	600.0	3	90.0	6.67	Greek
1283	Byzantine and Modern Greek Philology	Βυζαντινή και Νεοελληνική Φιλολογία	University of Crete	Rethymno	0.0	4	120.0	0.0	Greek
1284	Theater and Film Studies	Θεατρικές και Κινηματογραφικές Σπουδές	University of Crete	Rethymno	0.0	4	120.0	0.0	Greek
1285	Classical Studies	Κλασικές Σπουδές	University of Crete	Rethymno	0.0	4	120.0	0.0	Greek
1286	MA in Classical Archaeology and the Ancient History of Macedonia	Κλασική Αρχαιολογία και Αρχαία Ιστορία της Μακεδονίας	International Hellenic University	Thessaloniki	2500.0	3	90.0	27.78	English
1287	Executive MBA	Διοίκηση Επιχειρήσεων για Στελέχη	International Hellenic University	Thessaloniki	6000.0	3	100.0	60.0	English
1288	MA in Black Sea and Eastern Mediterranean Studies: Culture and International Relations	Σπουδές στη Μαύρη Θάλασσα και την Ανατολική Μεσόγειο: Πολιτισμός και Διεθνείς Σχέσεις	International Hellenic University	Thessaloniki	2500.0	3	90.0	27.78	English
1290	MA in Art Law and Arts Management	Δίκαιο Τέχνης και Διαχείριση Τέχνης	International Hellenic University	Thessaloniki	3000.0	3	90.0	33.33	English
1291	MSc in Energy Law, Business, Regulation and Policy	Δίκαιο της Ενέργειας, Επιχειρηματικότητα, Ρυθμιστική και Ενεργειακή Πολιτική	International Hellenic University	Thessaloniki	3000.0	3	90.0	33.33	English
1292	MSc in Bioeconomy: Biotechnology and Law	Βιοοικονομία: Βιοτεχνολογία και Δίκαιο	International Hellenic University	Thessaloniki	2700.0	3	90.0	30.0	English
1293	MSc in Data Science	Επιστήμη Δεδομένων	International Hellenic University	Thessaloniki	3700.0	3	90.0	41.11	English
1294	MSc in Information and Communication Technology Systems	Συστήματα Τεχνολογιών Πληροφορικής και Τηλεπικοινωνιών	International Hellenic University	Thessaloniki	2900.0	3	90.0	32.22	English

ID	Programme	Programme (EL)	University	City	Fee (EUR)	Semesters	ECTS	Cost/ ECTS	Language
1295	Archaeology and History of the Ancient World: from the Early Prehistory to Late Antiquity.	Αρχαιολογία και Ιστορία του Αρχαίου Κόσμου: από την Απώτατη Προϊστορία έως την Ύστερη Αρχαιότητα.	National and Kapodistrian University of Athens	Athens	0.0	4	120.0	0.0	Greek
1296	The world of Byzantium: History and Archaeology	Βυζαντινός Κόσμος: Ιστορία και Αρχαιολογία	National and Kapodistrian University of Athens	Athens	0.0	4	120.0	0.0	Greek
1297	Modern and Contemporary History and History of Art	Νεότερη και Σύγχρονη Ιστορία και Ιστορία της Τέχνης	National and Kapodistrian University of Athens	Athens	0.0	4	120.0	0.0	Greek
1298	MSc in e-Business and Digital Marketing	Ηλεκτρονικό Επιχειρείν και Ψηφιακό Μάρκετινγκ	International Hellenic University	Thessaloniki	3700.0	3	90.0	41.11	English
1299	MSc in Mobile and Web Computing: Internet of Things Applications	Κινητή και Διαδικτυακή Υπολογιστική	International Hellenic University	Thessaloniki	2900.0	3	90.0	32.22	English
1300	Chemistry	Χημεία	University of Patras	Patra	0.0	3	90.0	0.0	Greek
1301	Methodology of modern treatment of renal failure	Μεθοδολογία της Σύγχρονης Αντιμετώπισης της Νεφρικής Ανεπάρκειας	Democritus University of Thrace	Alexandroupoli	2500.0	3	90.0	27.78	Greek
1302	MSc in Cybersecurity	Κυβερνοασφάλεια	International Hellenic University	Thessaloniki	2900.0	3	90.0	32.22	English
1303	MSc in Energy Systems	Ενεργειακά Συστήματα	International Hellenic University	Thessaloniki	2600.0	3	90.0	28.89	English
1304	MSc in Energy and Finance	Ενέργεια και Χρηματοοικονομική	International Hellenic University	Thessaloniki	3000.0	3	90.0	33.33	English
1305	MSc in Energy Building Design	Ενεργειακός Σχεδιασμός Κτιρίων	International Hellenic University	Thessaloniki	2600.0	3	90.0	28.89	English
1306	MSc in Environmental Management and Sustainability	Περιβαλλοντική Διαχείριση και Βιωσιμότητα	International Hellenic University	Thessaloniki	3000.0	3	90.0	33.33	English
1307	MSc in Strategic Product Design	Στρατηγικός Σχεδιασμός Προϊόντων	International Hellenic University	Thessaloniki	4000.0	3	90.0	44.44	English
1308	MSc in Smart Cities and Communities	Έξυπνες Πόλεις και Κοινότητες	International Hellenic University	Thessaloniki	8000.0	4	120.0	66.67	English
1309	Italian Studies and Language Sciences	Ιταλικές Σπουδές και Επιστήμες της Γλώσσας	Aristotle University of Thessaloniki	Thessaloniki	1250.0	3	90.0	13.89	Italian
1310	MSc in Banking, Financial Technology (Fintech) and Risk Management	Τραπεζική, Χρηματοοικονομική Τεχνολογία και Διαχείριση Κινδύνου	International Hellenic University	Thessaloniki	3900.0	3	90.0	43.33	English

Table A1. Complete register, part one: identification and programme criteria (continued, 10 of 19)

ID	Programme	Programme (EL)	University	City	Fee (EUR)	Semesters	ECTS	Cost/ ECTS	Language
1311	MSc in Management	Διοίκηση Επιχειρήσεων	International Hellenic University	Thessaloniki	3900.0	3	90.0	43.33	English
1312	MSc in International Accounting, Auditing and Taxation	Διεθνής Λογιστική, Ελεγκτική και Φορολογία	International Hellenic University	Thessaloniki	3900.0	3	90.0	43.33	English
1313	MSc in Hospitality and Tourism Management	Διοίκηση Τουριστικών Μονάδων και Φιλοξενία	International Hellenic University	Thessaloniki	3900.0	4	90.0	43.33	English
1314	MSc in Sustainable Agriculture and Business	Αειφόρος Γεωργία και Επιχειρήσεις	International Hellenic University	Thessaloniki	2500.0	3	90.0	27.78	English
1315	Linguistic, Literal and Intercultural studies in francophone european area	Γλωσσικές, Λογοτεχνικές και Διαπολιτισμικές Σπουδές στο Γαλλόφωνο και Ευρωπαϊκό Χώρο	Aristotle University of Thessaloniki	Thessaloniki	0.0	4	120.0	0.0	Greek
1316	The Ancient Greek Theatre and Its Reception	Το Αρχαίο Ελληνικό Θέατρο και η Πρόσληψή του	University of Patras	Patra	0.0	4	120.0	0.0	Greek
1317	Artificial Intelligence	Τεχνητή Νοημοσύνη	Aristotle University of Thessaloniki	Thessaloniki	1800.0	3	90.0	20.0	Greek

ID	Programme	Programme (EL)	University	City	Fee (EUR)	Semesters	ECTS	Cost/ ECTS	Language
1318	Data and Web Science	Επιστήμη Δεδομένων και Παγκόσμιου Ιστού	Aristotle University of Thessaloniki	Thessaloniki	1800.0	3	90.0	20.0	Greek
1319	Communication Networks and Systems Security	Δίκτυα Επικοινωνιών και Ασφάλεια Συστημάτων	Aristotle University of Thessaloniki	Thessaloniki	1800.0	3	90.0	20.0	Greek
1320	Interactive hardware and software technologies	Διαδραστικές Τεχνολογίες Υλικού και Λογισμικού	Aristotle University of Thessaloniki	Thessaloniki	1800.0	3	90.0	20.0	Greek
1321	Genetics, Plant Breeding and Production of Plant Propagation Material	Γενετική, Βελτίωση Φυτών και Παραγωγή Πολλαπλασιαστικού Υλικού	Aristotle University of Thessaloniki	Thessaloniki	0.0	3	105.0	0.0	Greek
1322	Applied Nutrition and Dietetics	Εφαρμοσμένη Διαιτολογία - Διατροφή	Harokopio University of Athens	Athens	5000.0	3	90.0	55.56	Greek
1323	Journalism	Δημοσιογραφία	Aristotle University of Thessaloniki	Thessaloniki	2000.0	3	90.0	22.22	Greek
1324	Communication	Επικοινωνία	Aristotle University of Thessaloniki	Thessaloniki	3000.0	3	90.0	33.33	Greek
1325	Digital Media, Communication and Journalism	Ψηφιακά μέσα, Επικοινωνία και Δημοσιογραφία	Aristotle University of Thessaloniki	Thessaloniki	3000.0	3	90.0	33.33	English
1326	Archaeology, Arts and Culture	Αρχαιολογία, Τέχνη και Πολιτισμό	Aristotle University of Thessaloniki	Thessaloniki	0.0	5	150.0	0.0	Greek
1327	Historical Research	Ιστορική Έρευνα	Aristotle University of Thessaloniki	Thessaloniki	0.0	4	120.0	0.0	Greek
1328	Brain & Mind	Εγκέφαλος & Νους	University of Crete	Heraklion	0.0	4	120.0	0.0	English
1329	Chemistry Education, Information and Communication Technology and Education for Sustainable Development	Διδακτική της Χημείας, Νέες Εκπαιδευτικές Τεχνολογίες και Εκπαίδευση για την Αειφόρο Ανάπτυξη (ΔιΧηΝΕΤ-ΕΑΑ)	National and Kapodistrian University of Athens	Athens	0.0	3	90.0	0.0	Greek
1330	Modern Greek Philology: Interpretation, criticism and textual studies	Νεοελληνική Φιλολογία: Ερμηνεία, κριτική και κειμενικές σπουδές	Aristotle University of Thessaloniki	Thessaloniki	0.0	3	90.0	0.0	Greek
1331	Business Administration	Διοίκηση Επιχειρήσεων	University of Patras	Patra	0.0	3	90.0	0.0	Greek
1332	Management and Business Administration in Food & Agribusiness	Οργάνωση και Διοίκηση Επιχειρήσεων Τροφίμων και Γεωργίας	Agricultural University of Athens	Athens	6000.0	2	60.0	100.0	Greek
1335	Research Methodology in Biomedicine, Biostatistics and Clinical Bioinformatics	Μεθοδολογία Βιοϊατρικής Έρευνας, Βιοστατιστική και Κλινική Βιοπληροφορική	University of Thessaly	Larissa	3000.0	2	75.0	40.0	Greek
1336	Vaccines and Prevention of Infectious Diseases	Εμβόλια και Πρόληψη Λοιμώξεων	University of Crete	Heraklion	1500.0	3	90.0	16.67	English
1337	Theatre and Society: Theory, Stage Practice and Didactics	Θέατρο και Κοινωνία: Θεωρία, Σκηνική Πράξη και Διδακτική	University of the Peloponnese	Nafplion	2600.0	3	90.0	28.89	Greek
1338	Stroke – Cerebrovascular Diseases	Αγγειακά Εγκεφαλικά Επεισόδια	Democritus University of Thrace	Alexandroupoli	3600.0	4	120.0	30.0	Greek
1339	Emergencies and Intensive Care in Children, Adolescents and Young Adults	Επείγουσα και Εντατική Θεραπεία Παίδων, Εφήβων και Νέων	University of Crete	Heraklion	2400.0	3	90.0	26.67	Greek
1340	Molecular Basis of Human Diseases	Μοριακή Βάση των Νοσημάτων του Ανθρώπου	University of Crete	Heraklion	2000.0	4	120.0	16.67	English
1341	Oncology: From Oncogenesis to Therapy	Ογκολογία: Από την Ογκογένεση έως την Θεραπεία	University of Crete	Heraklion	3000.0	3	90.0	33.33	Greek
1342	Social Psychiatry	Κοινωνική Ψυχιατρική	Democritus University of Thrace	Alexandroupoli	3000.0	4	120.0	25.0	Greek
1346	Industrial Management and Technology	Βιομηχανική Διοίκηση και Τεχνολογία	University of Piraeus	Pireaus	5800.0	3	90.0	64.44	Greek

ID	Programme	Programme (EL)	University	City	Fee (EUR)	Semesters	ECTS	Cost/ ECTS	Language
1347	Environmental Engineering and Science	Περιβαλλοντική Μηχανική και Επιστήμη	Democritus University of Thrace	Xanthi	2250.0	3	90.0	25.0	English
1348	Theoretical and Applied Mathematics - Thema	Θεωρητικά και Εφαρμοσμένα Μαθηματικά - ΘΕΜΑ	University of Patras	Patra	0.0	2	60.0	0.0	Greek
1349	Clinical - Surgical Anatomy	Κλινική - Χειρουργική Ανατομία	Democritus University of Thrace	Alexandroupoli	3000.0	3	90.0	33.33	Greek
1350	Civil Law	Αστικό Δίκαιο	National and Kapodistrian University of Athens	Athens	1200.0	2	75.0	16.0	Greek
1351	Business Law	Εμπορικό Δίκαιο	National and Kapodistrian University of Athens	Athens	1800.0	2	75.0	24.0	Greek
1352	Cybersecurity and Data Science	Κυβερνοασφάλεια και Επιστήμη Δεδομένων	University of Piraeus	Pireaus	4500.0	3	90.0	50.0	Greek
1353	Sciences of education: Theory and Education	Επιστήμες της Αγωγής: Θεωρία και Εφαρμογές	University of Crete	Rethymno	0.0	4	120.0	0.0	Greek
1354	Business Administration Executive	Διοίκηση Επιχειρήσεων για Στελέχη	University of the Aegean	Chios	4800.0	2	75.0	64.0	Greek
1355	Acounting and Auditing	Λογιστική και Ελεγκτική	University of Thessaly	Volos	4200.0	3	90.0	46.67	Greek
1356	Business Mathematics	Μαθηματικά της Αγοράς και της Παραγωγής	Athens University of Economics and Business	Athens	4000.0	3	90.0	44.44	Greek
1357	Nutrition in Health and Disease	Η Διατροφή στην Υγεία και στη Νόσο	University of Thessaly	Larissa	3000.0	3	90.0	33.33	Greek
1358	Drama and Performing Arts in Education and Lifelong Learning	Δραματική Τέχνη και Παραστατικές Τεχνές στην Εκπαίδευση και Διά Βίου Μάθηση	University of the Peloponnese	Nafplion	3000.0	3	90.0	33.33	Greek
1359	Education for Sustainability and Environnment	Εκπαίδευση για την Αειφορία και το Περιβάλλον	University of Thessaly	Volos	2500.0	2	60.0	41.67	Greek
1360	Management and Rehabilitation of Patients in Critical Illness	Διαχείριση και Αποκατάσταση Βαρέως Πάσχοντα	University of Thessaly	Larissa	3000.0	4	120.0	25.0	Greek
1361	Deontology and Ethics in Biomedical Sciences	Δεοντολογία και Ηθική στις Βιοϊατρικές Επιστήμες	University of Thessaly	Larissa	2500.0	3	90.0	27.78	Greek
1362	Spatial Planning for Sustainable and Resilient Development	Χωρικός Σχεδιασμός για Βιώσιμη και Ανθεκτική Ανάπτυξη	Aristotle University of Thessaloniki	Thessaloniki	0.0	2	75.0	0.0	Greek
1363	Human Rights and Migration Studies	Ανθρώπινα Δικαιώματα και Μεταναστευτικές Σπουδές	University of Macedonia	Thessaloniki	3600.0	3	90.0	40.0	English

Table A1. Complete register, part one: identification and programme criteria (continued, 11 of 19)

ID	Programme	Programme (EL)	University	City	Fee (EUR)	Semesters	ECTS	Cost/ ECTS	Language
1364	Byzantine Studies	Βυζαντινές Σπουδες	University of Ioannina	Ioannina	0.0	4	120.0	0.0	Greek
1365	Community Dentistry, Prevention and Oral Health	Κοινωνική Οδοντιατρική, Πρόληψη και Στοματική Υγεία	National and Kapodistrian University of Athens	Athens	8000.0	6	180.0	44.44	Greek
1366	Biology of Reproduction - Biomarkers in Obstetrics and Gynaecology - Perinatal Medicine	Βιολογια της Αναπαραγωγης - Βιοδεικτες στη Μαιευτικη και Γυναικολογια - Περιγεννητικη Ιατρικη	University of Thessaly	Larissa	3000.0	2	60.0	50.0	Greek
1367	Pathology and Therapeutics of Dental and Periodontal Tissues	Παθολογία και Θεραπευτική Οδοντικών και Περιοδοντικών Ιστών	National and Kapodistrian University of Athens	Athens	18000.0	6	180.0	100.0	Greek
1368	Prosthodontics - Orofacial Pain	Προσθετική - Στοματοπροσωπικός Πόνος	National and Kapodistrian University of Athens	Athens	9000.0	6	180.0	50.0	Greek

ID	Programme	Programme (EL)	University	City	Fee (EUR)	Semesters	ECTS	Cost/ ECTS	Language
1369	Oral Pathology, Surgery and Radiology	Παθολογία, Χειρουργική και Ακτινολογία Στόματος	National and Kapodistrian University of Athens	Athens	4200.0	6	180.0	23.33	Greek
1370	Ancient and Greek Modern Literature	Αρχαία και Νέα Ελληνική Φιλολογία	University of the Peloponnese	Kalamata	2100.0	3	90.0	23.33	Greek
1371	Taxation and Financial Management of Strategic Decisions	Φορολογική, Λογιστική και Χρηματοοικονομική Διοίκηση Στρατηγικών Αποφάσεων	University of Macedonia	Thessaloniki	4500.0	3	90.0	50.0	Greek
1372	MSc in Cybersecurity	Κυβερνοασφάλεια	University of West Attica	Athens	2900.0	3	90.0	32.22	English
1373	Applications of Psychology in Education: Alternative-Experiential and Tangible-Multimodal Psychoeducational Approaches	Εφαρμογές της Ψυχολογίας στην Εκπαίδευση: Εναλλακτικές-Βιωματικές και Ενσώματες-Πολυτροπικές ψυχοπαιδαγωγικές Προσεγγίσεις	University of Crete	Rethymno	0.0	4	120.0	0.0	Greek
1374	Education Sciences: Pedagogical and Teaching Practice	Επιστήμες της Αγωγής: Παιδαγωγική και Διδακτική Πράξη	University of Crete	Rethymno	3000.0	4	120.0	25.0	Greek
1375	Mathematics and Education	Μαθηματικά και Εκπαίδευση	University of Crete	Heraklion	0.0	2	60.0	0.0	Greek
1377	Philosophy: Knowledge, Values and Society	Φιλοσοφία: Γνώση, Αξίες και Κοινωνία	University of Crete	Rethymno	0.0	4	120.0	0.0	Greek
1378	Education sciences: Art and Education	Επιστήμες της Αγωγής: Τέχνη και Εκπαίδευση	University of Crete	Rethymno	3000.0	4	120.0	25.0	Greek
1379	Education Sciences: Developmental Psychology and Pedagogical Applications	Επιστήμες της Αγωγής: Αναπτυξιακή Ψυχολογία και Παιδαγωγικές Εφαρμογές	University of Crete	Rethymno	2400.0	4	120.0	20.0	Greek
1380	Special Education	Ειδική Αγωγή	University of Crete	Rethymno	3000.0	4	120.0	25.0	Greek
1381	Sport, Recreation and Sports Tourism Management	Διοίκηση Αθλητισμού, Αναψυχής και Αθλητικού Τουρισμού	Aristotle University of Thessaloniki	Thessaloniki	2700.0	3	90.0	30.0	Greek
1382	Education in Physical Education	Εκπαίδευση στη Φυσική Αγωγή	Aristotle University of Thessaloniki	Thessaloniki	2700.0	3	90.0	30.0	Greek
1383	Human Performance	Ανθρώπινη Απόδοση	Aristotle University of Thessaloniki	Thessaloniki	2700.0	3	90.0	30.0	Greek
1384	Financial Management	Χρηματοοικονομική Διοίκηση	Hellenic Mediterranean University	Heraklion	2700.0	3	90.0	30.0	Greek
1385	Accountancy and Auditing	Λογιστική και Ελεγκτική	Hellenic Mediterranean University	Heraklion	4700.0	4	120.0	39.17	Greek
1386	Hospitality and Tourism Business Administration	Διοίκηση Επιχειρήσεων Φιλοξενίας και Τουρισμού	Hellenic Mediterranean University	Heraklion	3300.0	3	90.0	36.67	Greek
1387	MSc in Informatics Engineering	Μηχανικών Πληροφορικής	Hellenic Mediterranean University	Heraklion	0.0	3	90.0	0.0	English, Greek
1388	MSc in Media and Refugee/Migration Flows	Μέσα Επικοινωνίας και Προσφυγικές/Μεταναστευτικές Ροές	National and Kapodistrian University of Athens	Athens	3200.0	3	75.0	42.67	English
1389	Energy Systems	Ενεργειακά Συστήματα	Hellenic Mediterranean University	Heraklion	0.0	3	90.0	0.0	Greek
1390	Education sciences: eLearning Pedagogy	Επιστήμες της Αγωγής: Εξ Αποστάσεως Εκπαίδευση με την αξιοποίηση Προηγμένων Μαθησιακών Τεχνολογιών (e-Learning)	University of Crete	Rethymno	2400.0	3	90.0	26.67	Greek
1391	Hematology - Oncology of Childhood and Adolescence	Αιματολογία - Ογκολογία Παιδιών και Εφήβων	University of Crete	Heraklion	0.0	3	90.0	0.0	Greek

ID	Programme	Programme (EL)	University	City	Fee (EUR)	Semesters	ECTS	Cost/ ECTS	Language
1392	Surgical Sciences	Χειρουργικές Επιστήμες	University of Crete	Heraklion	0.0	2	60.0	0.0	Greek
1393	Oceanography - Exploration, Assessment and Management of Marine Environment	Ωκεανογραφία - Εξερεύνηση, Αποτύπωση και Διαχείριση θαλάσσιου Περιβάλλοντος	University of Patras	Patra	0.0	3	90.0	0.0	Greek
1394	Public Health	Δημόσια Υγεία	University of Patras	Patra	2700.0	3	90.0	30.0	Greek
1395	Athens International Program in Neurosciences	ΔΠΜΣ στις Νευροεπιστήμες	National and Kapodistrian University of Athens	Athens	4000.0	4	120.0	33.33	English
1396	Management of Cultural Information	Διαχείριση και Ανάδειξη Πολιτιστικής Πληροφορίας	Ionian University	Corfu	0.0	3	90.0	0.0	Greek
1397	Applied Mathematics	Εφαρμοσμένα Μαθηματικά	Democritus University of Thrace	Xanthi	1500.0	3	90.0	16.67	Greek
1398	Electrical and Computer Engineering	Ηλεκτρολόγος Μηχανικός και Μηχανικός Υπολογιστών	Technical University of Crete	Chania	0.0	3	90.0	0.0	Greek
1399	Education Sciences, Criticacal Pedagogi and Education of Teachers	Επιστήμες Αγωγής, Κριτική Παιδαγωγική και Εκπαίδευση Εκπαιδευτικών	University of Crete	Rethymno	2400.0	3	90.0	26.67	Greek
1400	MSc in Sustainable Tourism Development: Heritage, Environment, Society	Ανάπτυξη Αειφόρου Τουρισμού: Πολιτισμική Κληρονομιά, Περιβάλλον, Κοινωνία	Harokopio University of Athens	Athens	4275.0	2	60.0	71.25	English
1401	European Policies on Youth,Entrepreneurship Education and Culture	Ευρωπαϊκές Πολιτικές Νεολαίας, Επιχειρηματικότητας, Εκπαίδευσης και Πολιτισμού	University of Macedonia	Thessaloniki	3600.0	3	90.0	40.0	Greek
1402	Cognitive Science	Γνωσιακή Επιστήμη	National and Kapodistrian University of Athens	Athens	3200.0	4	120.0	26.67	Greek
1403	New Media Communication and Digital Marketing	Νέα Μέσα Επικοινωνίας και Ψηφιακό Μάρκετινγκ	Ionian University	Argostoli	2500.0	3	90.0	27.78	Greek
1404	New Technologies in Environmental Education and Sustainable Development	Νέες Τεχνολογίες για την Περιβαλλοντική Εκπαίδευση και τη Βιώσιμη Ανάπτυξη	Ionian University	Zakynthos	2600.0	3	90.0	28.89	Greek
1405	Counselling	Συμβουλευτική	National and Kapodistrian University of Athens	Athens	5000.0	4	120.0	41.67	Greek
1406	Educational Sciences	Επιστήμες της Αγωγής	Hellenic Open University	Patra	3750.0	4	120.0	31.25	Greek
1407	Adult Education	Εκπαίδευση Ενηλίκων	Hellenic Open University	Patra	3750.0	4	120.0	31.25	Greek
1408	MEd in Teaching of English as a Foreign Language/International Language	Διδακτική της Αγγλικής ως Ξένης/Διεθνούς Γλώσσας	Hellenic Open University	Patra	4000.0	4	120.0	33.33	English
1409	MEd in Teaching of German as a Foreign Language	Διδακτική της Γερμανικής ως Ξένης Γλώσσας	Hellenic Open University	Patra	3850.0	4	120.0	32.08	German
1410	MEd in Teaching French as a Foreign Language	Διδακτική της Γαλλικής ως Ξένης Γλώσσας	Hellenic Open University	Patra	3850.0	4	120.0	32.08	French
1411	Orthodox Christian Theology and Religious Pluralism	Ορθόδοξη Χριστιανική Θεολογία και Θρησκευτικός Πλουραλισμός	Hellenic Open University	Patra	3750.0	4	120.0	31.25	Greek
1412	Education Sciences: Special Education and Education of People with Speaking and Writing Difficulties	Επιστήμες της Αγωγής: Ειδική Αγωγή και Εκπαίδευση Ατόμων με Προβλήματα Προφορικού και Γραπτού λόγου	Hellenic Open University	Patra	3600.0	4	120.0	30.0	Greek

Table A1. Complete register, part one: identification and programme criteria (continued, 12 of 19)

ID	Programme	Programme (EL)	University	City	Fee (EUR)	Semesters	ECTS	Cost/ ECTS	Language
1413	Language Education for Refugees and Migrants	Γλωσσική Εκπαίδευση για Πρόσφυγες και Μετανάστες	Hellenic Open University	Patra	4125.0	4	120.0	34.38	English
1414	Public History	Δημόσια Ιστορία	Hellenic Open University	Patra	4000.0	4	120.0	33.33	Greek
1415	Current trends in linguistics for teachers	Σύγχρονες τάσεις στη Γλωσσολογία για Εκπαιδευτικούς	Hellenic Open University	Patra	4050.0	4	120.0	33.75	Greek
1416	Education and Technologies in Distance Teaching and Learning Systems	Εκπαίδευση και Τεχνολογίες σε Συστήματα Εξ Αποστάσεως Διδασκαλίας και Μάθησης	Hellenic Open University	Patra	3000.0	3	90.0	33.33	Greek
1417	Science Communication	Επικοινωνία της Επιστήμης	Hellenic Open University	Patra	4000.0	4	120.0	33.33	Greek
1418	Graphic Arts - Multimedia	Γραφικές Τέχνες - Πολυμέσα	Hellenic Open University	Patra	3750.0	4	120.0	31.25	Greek
1419	Lighting Design	Σχεδιασμός Φωτισμού	Hellenic Open University	Patra	3750.0	4	120.0	31.25	Greek
1420	Acoustic Design and Digital Sound	Ακουστικός Σχεδιασμός και Ψηφιακός Ήχος	Hellenic Open University	Patra	3750.0	4	120.0	31.25	Greek
1421	Engineering Project Management	Διαχείριση Τεχνικών Έργων	Hellenic Open University	Patra	3750.0	4	120.0	31.25	Greek
1422	Quality Management and Technology	Διαχείριση και Τεχνολογία Ποιότητας	Hellenic Open University	Patra	3750.0	4	120.0	31.25	Greek
1423	Waste Management	Διαχείριση Αποβλήτων	Hellenic Open University	Patra	3750.0	4	120.0	31.25	Greek
1424	Earthquake Engineering and Seismic Resistant Structures	Σεισμική Μηχανική και Αντισεισμικές Κατασκευές	Hellenic Open University	Patra	3750.0	4	120.0	31.25	Greek
1425	Advanced Studies in Physics	Προχωρημένες Σπουδές στη Φυσική	Hellenic Open University	Patra	3750.0	4	120.0	31.25	Greek
1426	Environmental Catalysis for Pollution Abatement and Clean Energy Production MSc	Περιβαλλοντική Κατάλυση για Αντιρύπανση και Παραγωγή Καθαρής Ενέργειας	Hellenic Open University	Patra	3750.0	4	120.0	31.25	Greek
1427	Information Systems	Πληροφοριακά Συστήματα	Hellenic Open University	Patra	3750.0	4	120.0	31.25	Greek
1428	Teaching of Natural Sciences	Διδασκαλία των Φυσικών Επιστημών	Hellenic Open University	Patra	3750.0	4	120.0	31.25	Greek
1429	Pervasive and Mobile Computing Systems	Συστήματα Κινητού και Διάχυτου Υπολογισμού	Hellenic Open University	Patra	3750.0	4	120.0	31.25	Greek
1430	Mathematics	Μαθηματικά	Hellenic Open University	Patra	3750.0	4	120.0	31.25	Greek
1431	Environmental Design	Περιβαλλοντικός Σχεδιασμός	Hellenic Open University	Patra	3750.0	4	120.0	31.25	Greek
1432	Bioinformatics and Neuroinformatics	Βιοπληροφορική και Νευροπληροφορική	Hellenic Open University	Patra	3900.0	3	90.0	43.33	Greek
1433	Chemical and Biomolecular Analysis	Χημική και Βιομοριακή Ανάλυση	Hellenic Open University	Patra	3000.0	3	90.0	33.33	Greek
1434	Cultivations under cover-Hydroponics	Καλλιέργειες υπό Κάλυψη-Υδροπονία	Hellenic Open University	Patra	4100.0	4	120.0	34.17	Greek
1435	Health Care Management	Διοίκηση Μονάδων Υγείας	Hellenic Open University	Patra	3750.0	4	120.0	31.25	Greek
1436	Cultural Organisations Management	Διοίκηση Πολιτισμικών Μονάδων	Hellenic Open University	Patra	3750.0	4	120.0	31.25	Greek
1444	MSc in Enterprise Risk Management (ERM)	Διαχείριση Επιχειρηματικού Κινδύνου	Hellenic Open University	Patra	6000.0	4	120.0	50.0	English
1446	Supply Chain Management	Διοίκηση Εφοδιαστικής Αλυσίδας	Hellenic Open University	Patra	4000.0	4	120.0	33.33	English
1447	Aging and Chronic Diseases Management	Διαχείριση γήρανσης και χρόνιων νοσημάτων	Hellenic Open University	Patra	3960.0	4	120.0	33.0	Greek
1448	Sport Management	Διοίκηση Αθλητισμού	Hellenic Open University	Patra	4200.0	4	120.0	35.0	Greek
1450	Product Design and Manufacturing	Σχεδίαση και Παραγωγή Προϊόντων	Technical University of Crete	Chania	3000.0	2	75.0	40.0	Greek
1451	Business Administration	Διοίκηση Επιχειρήσεων	Technical University of Crete	Chania	4000.0	3	90.0	44.44	Greek

ID	Programme	Programme (EL)	University	City	Fee (EUR)	Semesters	ECTS	Cost/ ECTS	Language
1453	Comparative Literary Studies in the Black Sea Region	Συγκριτική Φιλολογία στον Παρευξείνιο Χώρο	Democritus University of Thrace	Komotini	1500.0	3	90.0	16.67	Greek
1454	Bioethics	Βιοηθική	University of Crete	Rethymno	0.0	4	120.0	0.0	Greek
1455	Technologies of Environmental Legislation	Τεχνολογίες Περιβάλλοντος στην Περιβαλλοντική Νομοθεσία	Democritus University of Thrace	Xanthi	2250.0	3	90.0	25.0	Greek
1457	Social Work in Education - Inclusion of Diversities	Κοινωνική Εργασία στην Εκπαίδευση - Ένταξη Ετεροτήτων	Democritus University of Thrace	Komotini	2400.0	3	90.0	26.67	Greek
1458	Applied Economics and Finance	Εφαρμοσμένη Οικονομική και Χρηματοοικονομική	National and Kapodistrian University of Athens	Athens	4800.0	4	120.0	40.0	Greek
1459	Treatment Options and Management of Vascular Surgery Emergencies	Θεραπευτικές Επιλογές και Διαχείριση Επειγουσών Αγγειοχειρουργικών Παθήσεων	Aristotle University of Thessaloniki	Thessaloniki	2000.0	2	75.0	26.67	Greek
1460	Precision Medicine - Translation Research and Therapy	Ιατρική Ακριβείας - Μεταφραστική Έρευνα και Θεραπευτική	Aristotle University of Thessaloniki	Thessaloniki	5000.0	4	120.0	41.67	Greek
1461	Advanced Design, Technology & Management Methods of Wooden Products	Προηγμένες Μέθοδοι Σχεδιασμού, Τεχνολογίας & Μάνατζμεντ Προιόντων από Ξύλο	University of Thessaly	Karditsa	2800.0	3	90.0	31.11	Greek
1462	Multifunctional Management of Natural Ecosystems and Bio-economy	Πολυλειτουργική Διαχείριση Δασικών Οικοσυστημάτων και Βιο-οικονομία	University of Thessaly	Karditsa	2800.0	3	90.0	31.11	Greek
1463	Language Technology	Γλωσσική Τεχνολογία	National and Kapodistrian University of Athens	Athens	3000.0	4	120.0	25.0	Greek
1464	Fetal Maternal Medicine	Εμβρυομητρική Ιατρική	National and Kapodistrian University of Athens	Athens	5000.0	4	120.0	41.67	Greek
1465	New Technology and Minimal Invasive Techniques in Gastroin-testinal and Bariatric Surgery	Νέες Τεχνολογίες Χειρουργικής Πεπτικού, Ελάχιστα Επεμβατικές Τεχνικές, Βαριατρικη Χειρουργική	National and Kapodistrian University of Athens	Athens	5500.0	4	120.0	45.83	Greek
1466	Architectural and Structural Restoration of Historical Buildings and Groups	Αρχιτεκτονική και Δομοστατική Αποκατάσταση Ιστορικών Κτιρίων και Συνόλων	University of West Attica	Athens	3500.0	3	90.0	38.89	Greek
1467	Cultural Informatics and Communication	Πολιτισμική Πληροφορική και Επικοινωνία	University of the Aegean	Mytilene	2800.0	3	90.0	31.11	Greek
1468	Financial Management of Public Organizations and Units	Χρηματοοικονομική Διοίκηση Δημόσιων Οργανισμών και Μονάδων	University of Piraeus	Pireaus	5000.0	2	60.0	83.33	Greek
1469	New Generation Communication Networks and Distributed Applications Environments	Δίκτυα Επικοινωνιών Νέας Γενιάς και Κατανεμημένα Περιβάλλοντα Εφαρμογών	University of West Attica	Athens	1600.0	3	90.0	17.78	Greek
1470	MSc in Quantum Computing and Quantum Technologies	Κβαντική Υπολογιστική και Κβαντικές Τεχνολογίες	Democritus University of Thrace	Xanthi	4500.0	3	90.0	50.0	English
1471	Web Intelligence	Ευφυείς Τεχνολογίες Διαδικτύου	International Hellenic University	Thessaloniki	500.0	3	90.0	5.56	Greek

Table A1. Complete register, part one: identification and programme criteria (continued, 13 of 19)

ID	Programme	Programme (EL)	University	City	Fee (EUR)	Semesters	ECTS	Cost/ ECTS	Language
1472	Artificial Intelligence and Data Analytics	Τεχνητή Νοημοσύνη και Αναλυτική Δεδομένων	University of Macedonia	Thessaloniki	0.0	4	120.0	0.0	Greek

ID	Programme	Programme (EL)	University	City	Fee (EUR)	Semesters	ECTS	Cost/ ECTS	Language
1473	Preservation & Management of Cultural Heritage	Διατήρηση και Διαχείριση Πολιτισμικής Κληρονομιάς	Ionian University	Zakynthos	1900.0	3	90.0	21.11	Greek
1474	Renewable Energy Sources and Energy Management in Buildings	Ανανεώσιμες Πηγές Ενέργειας και Διαχείριση Ενέργειας στα Κτίρια	University of Western Macedonia	Kozani	2100.0	3	90.0	23.33	Greek
1475	Mechatronics	Μηχατρονική	University of Western Macedonia	Kozani	2000.0	3	90.0	22.22	Greek
1476	Unmanned Autonomous and Remote Controlled Systems	Μη Επανδρωμένα Αυτόνομα και Τηλεκατευθυνόμενα Συστήματα	University of West Attica	Athens	3000.0	3	90.0	33.33	Greek
1477	Protection of Cultural Heritage and Monuments of Nature from the Effects of Climate Change	Προστασία της Πολιτιστικής Κληρονομιάς και των Μνημείων της Φύσης από τις Επιπτώσεις της Κλιματικής Αλλαγής	Hellenic Open University	Patra	3900.0	4	120.0	32.5	English
1478	Data Science and Machine Learning	Επιστήμη των Δεδομένων και Μηχανική Μάθηση	Hellenic Open University	Patra	3000.0	4	120.0	25.0	English
1479	MSc in Biomedical Engineering	Βοϊατρική Μηχανική	University of Crete	Heraklion	1500.0	3	90.0	16.67	English
1480	LLM in International and European Law	ΠΜΣ στο Διεθνές και Ευρωπαϊκό Δίκαιο	National and Kapodistrian University of Athens	Athens	4800.0	2	75.0	64.0	English
1481	Education Sciences: Diversity, Society and Education	Επιστήμες της Αγωγής: Ετερότητα, Κοινωνία και Εκπαίδευση	Democritus University of Thrace	Alexandroupoli	2800.0	4	120.0	23.33	Greek
1482	Management and Digital Transformation	Διοίκηση και Ψηφιακός Μετασχηματισμός	Hellenic Mediterranean University	Agios Nikolaos	0.0	3	90.0	0.0	Greek
1483	Digital and Soft Skills in Educational Sciences	Ψηφιακές και Ήπιες Δεξιότητες στις Επιστήμες της Αγωγής	International Hellenic University	Thessaloniki	2100.0	3	90.0	23.33	Greek
1484	Techno - Economic Systems	Τεχνο - Οικονομικά Συστήματα	National Technical University of Athens	Athens	0.0	4	120.0	0.0	Greek
1485	MSc in Host-Microbe Interaction	MSc in Host-Microbe Interaction	University of Thessaly	Volos	3600.0	2	75.0	48.0	English
1486	Marine Science & Technology Management	Διοίκηση στη Ναυτική Επιστήμη και Τεχνολογία	University of Piraeus	Pireaus	4000.0	2	75.0	53.33	Greek
1487	Meteorology, Climatology and Atmospheric Environment	Μετεωρολογία, Κλιματολογία και Ατμοσφαιρικό Περιβάλλον	Aristotle University of Thessaloniki	Thessaloniki	0.0	3	90.0	0.0	Greek
1488	Informatics and Networks	Πληροφορική και Δίκτυα	University of Ioannina	Preveza	0.0	3	90.0	0.0	Greek
1489	Gender, Culture and Society	Φύλο, Πολιτισμός και Κοινωνία	University of the Aegean	Mytilene	500.0	3	90.0	5.56	Greek
1490	Social and Historical Anthropology	Κοινωνική και Ιστορική Ανθρωπολογία	University of the Aegean	Mytilene	0.0	4	120.0	0.0	Greek
1491	Crisis and Historical Change	Κρίση και Ιστορική Αλλαγή	University of the Aegean	Mytilene	400.0	2	75.0	5.33	Greek
1492	European Business and Economic Law	Ευρωπαϊκό Δίκαιο Επιχειρήσεων και Οικονομικό Δίκαιο	Aristotle University of Thessaloniki	Thessaloniki	3000.0	2	75.0	40.0	English
1493	Statistical Data Science	Στατιστική Ανάλυση Δεδομένων	Athens University of Economics and Business	Athens	4000.0	3	90.0	44.44	English
1494	MSc in Artificial Intelligence and Deep Learning	Τεχνητή Νοημοσύνη και Βαθιά Μάθηση	University of West Attica	Athens	3000.0	3	90.0	33.33	English

ID	Programme	Programme (EL)	University	City	Fee (EUR)	Semesters	ECTS	Cost/ ECTS	Language
1495	Enseignants de langues en Europe : formation à la diversité linguistique et culturelle	Διδασκαλία Ξένων Γλωσσών στην Ευρώπη: Εκπαίδευση στη Γλωσσική και Πολιτισμική Διαφορετικότητα των Σχολικών Πληθυσμών	National and Kapodistrian University of Athens	Athens	0.0	2	60.0	0.0	French
1496	Etudes Franco-helléniques en Littérature, Civilisation et Traduction	Ελληνογαλλικές Σπουδες στη Λογοτεχνία, τον Πολιτισμό και τη Μετάφραση	National and Kapodistrian University of Athens	Athens	2400.0	4	120.0	20.0	French
1498	Theoretical and Applied Linguistics	Θεωρητική και Εφαρμοσμένη Γλωσσολογία	Aristotle University of Thessaloniki	Thessaloniki	3500.0	3	90.0	38.89	English
1499	MA in English Studies: Literature and Culture	Αγγλικές Σπουδές: Λογοτεχνία και Πολιτισμός	National and Kapodistrian University of Athens	Athens	0.0	3	90.0	0.0	English
1500	German Philology: Theory and Applications	Γερμανική Φιλολογία: Θεωρία - Εφαρμογές	National and Kapodistrian University of Athens	Athens	0.0	4	120.0	0.0	German
1501	MA in Southeast European Studies: Politics, History, Economics	Σπουδές Νοτιοανατολικής Ευρώπης: Πολιτική, Ιστορία, Οικονομικά	National and Kapodistrian University of Athens	Athens	3600.0	2	75.0	48.0	English
1502	MSc in Global Environmental Change, Management and Technology	Πλανητική Περιβαλλοντική Αλλαγή, Διαχείριση και Τεχνολογία	University of the Aegean	Mytilene	1700.0	3	90.0	18.89	English, Greek
1503	European Master in Sport and Exercise Psychology	Ευρωπαϊκό Μεταπτυχιακό στην Ψυχολογία του Αθλητισμού και της Άσκησης	University of Thessaly	Trikala	4200.0	4	120.0	35.0	English
1504	MSc in Advanced Experimental and Computational Biosciences	Προηγμένες Πειραματικές και Υπολογιστικές Βιοεπιστήμες	University of Thessaly	Larissa	4000.0	4	120.0	33.33	English
1505	MSc in Environmental Sciences, Policy and Management	Περιβαλλοντική Επιστήμη, Πολιτική και Διαχείριση	University of the Aegean	Mytilene	16000.0	4	120.0	133.33	English
1506	American Studies: Politics, Strategy and Economics	American Studies: Politics, Strategy and Economics	University of Piraeus	Pireaus	5000.0	2	75.0	66.67	English
1508	Food Law	Νομοθεσία Τροφίμων και Ποτών	Aristotle University of Thessaloniki	Thessaloniki	4500.0	2	75.0	60.0	Greek
1509	Food Science and Nutrition	Επιστήμη Τροφίμων και Διατροφή	Aristotle University of Thessaloniki	Thessaloniki	0.0	3	105.0	0.0	Greek
1510	Dental & Craniofacial Bioengineering and Applied Biomaterials	Οδοντική και Κρανιοπροσωπική Εμβιομηχανική και Εφαρμοσμένα Βιοϋλικά	Aristotle University of Thessaloniki	Thessaloniki	6000.0	3	90.0	66.67	English
1511	Biomedical Engineering	Βιοϊατρική Μηχανική	Aristotle University of Thessaloniki	Thessaloniki	2250.0	3	90.0	25.0	English
1512	Health Statistics and Data Analytics	Στατιστική και Αναλυτική Βιοϊατρικών Δεδομένων	Aristotle University of Thessaloniki	Thessaloniki	4000.0	3	90.0	44.44	English
1513	MSc in Human Reproduction	Ανθρώπινη Αναπαραγωγή	Aristotle University of Thessaloniki	Thessaloniki	5000.0	2	75.0	66.67	English
1514	MSc in Economics	Οικονομική Επιστήμη	Athens University of Economics and Business	Athens	2500.0	3	90.0	27.78	English
1515	Food, Nutrition and Microbiome	Τρόφιμα, Διατροφή και Μικροβίωμα	Democritus University of Thrace	Alexandroupoli	3000.0	3	90.0	33.33	English
1516	MSc in Lasers, Plasma & Applications	Lasers, Πλάσμα και Εφαρμογές	Hellenic Mediterranean University	Rethymno	0.0	3	90.0	0.0	English

ID	Programme	Programme (EL)	University	City	Fee (EUR)	Semesters	ECTS	Cost/ ECTS	Language
1519	Neurosciences	Νευροεπιστήμες	University of Crete	Heraklion	1000.0	4	120.0	8.33	English
1520	Nanomedicines for drug delivery - NANOMED	Νανοφάρμακα για την Χορήγηση Φαρμάκων	University of Patras	Patra	9000.0	4	120.0	75.0	English
1521	Supply Chain Management	Διοίκηση Εφοδιαστικής Αλυσίδας	International Hellenic University	Katerini	2850.0	3	90.0	31.67	Greek
1522	Nutrition, Wellness and Public Health	Διατροφή, Ευζωία και Δημόσια Υγεία	University of the Aegean	Lemnos	3200.0	3	90.0	35.56	Greek
1523	Governance, Development and Secutiy in the Mediterranean	Διακυβέρνηση, Ανάπτυξη και Ασφάλεια στη Μεσόγειο	University of the Aegean	Rhodes	3100.0	3	90.0	34.44	Greek

Table A1. Complete register, part one: identification and programme criteria (continued, 14 of 19)

ID	Programme	Programme (EL)	University	City	Fee (EUR)	Semesters	ECTS	Cost/ ECTS	Language
1524	Archaeology of the Eastern Mediterranean	Αρχαιολογία της Ανατολικής Μεσογείου	University of the Aegean	Rhodes	2800.0	3	90.0	31.11	Greek
1525	Artificial Intelligence	Τεχνητή Νοημοσύνη	University of Piraeus	Athens	4500.0	3	90.0	50.0	Greek
1526	Models of Intervention in Special Education	Μοντέλα Παρέμβασης στην Ειδική Αγωγή	University of the Aegean	Rhodes	3200.0	4	120.0	26.67	Greek
1527	Intercultural Communication	Διαπολιτισμική Επικοινωνία	Aristotle University of Thessaloniki	Thessaloniki	2400.0	3	90.0	26.67	Greek
1528	Philosophy and Management	Φιλοσοφία και Διοίκηση	National and Kapodistrian University of Athens	Athens	3600.0	3	90.0	40.0	Greek
1529	Intelligent Computer Systems	Ευφυή Συστήματα Πληροφορικής	University of the Aegean	Mytilene	0.0	3	90.0	0.0	Greek
1530	Statistics and Actuarial-Financial Mathematics	Στατιστική και Αναλογιστικά – Χρηματοοικονομικά Μαθηματικά	University of the Aegean	Karlovasi	2200.0	3	90.0	24.44	Greek
1531	The Analysis and Teaching of First and Second - Foreign languages	Ανάλυση και Διδασκαλία Πρώτης και Δεύτερης - Ξένης Γλώσσας	University of the Aegean	Rhodes	2900.0	3	90.0	32.22	Greek
1532	Didactics Of Mathematics, Science And Information And Communication Technologies In Education: Interdisciplinary Approach	Διδακτική Θετικών Επιστημών και Τεχνολογίες της Πληροφορίας και της Επικοινωνίας στην Εκπαίδευση: Διεπιστημονική Προσέγγιση	University of the Aegean	Rhodes	2800.0	3	90.0	31.11	Greek
1533	Ancient Theatre: Educational & Literary Approaches	Αρχαίο Θέατρο: Εκπαιδευτικές και Φιλολογικές Προσεγγίσεις	University of the Aegean	Rhodes	2800.0	3	90.0	31.11	Greek
1534	Policy, Management and Evaluation in Education	Πολίτικη, Διοίκηση και Αξιολόγηση στην Εκπαίδευση	National and Kapodistrian University of Athens	Athens	2800.0	4	120.0	23.33	Greek
1535	Robotics, STEAM and New Technologies in Education	Ρομποτική, STEAM και Νέες Τεχνολογίες στην Εκπαίδευση	International Hellenic University	Thessaloniki	2000.0	3	90.0	22.22	Greek
1536	Applied Automation Engineering Systems	Εφαρμοσμένα Συστήματα Αυτοματοποίησης	International Hellenic University	Thessaloniki	2000.0	3	90.0	22.22	Greek
1537	Cell and Gene Therapies: from bench to bedside and Good Manufacturing Practices	Cell and Gene Therapies: from bench to bedside and Good Manufacturing Practices	University of Patras	Patra	4000.0	2	60.0	66.67	English
1538	Energy Production and Management	Παραγωγή και Διαχείριση Ενέργειας	National Technical University of Athens	Athens	0.0	3	90.0	0.0	Greek

ID	Programme	Programme (EL)	University	City	Fee (EUR)	Semesters	ECTS	Cost/ ECTS	Language
1539	Translational Engineering in Health and Medicine	Μεταφραστική Βιοϊατρική Μηχανική και Επιστήμη	National Technical University of Athens	Athens	0.0	3	90.0	0.0	English
1540	Terrestrial Natural Ecosystems' Conservation and Restoration	Διατήρηση και Αποκατάσταση Χερσαίων Φυσικών Οικοσυστημάτων	Democritus University of Thrace	Orestiada	1950.0	3	90.0	21.67	Greek
1541	Environmental Design and Environmental Education	Περιβαλλοντικός Σχεδιασμός και Περιβαλλοντική Εκπαίδευση	Democritus University of Thrace	Orestiada	1800.0	2	75.0	24.0	Greek
1542	Innovative Systems of Sustainable Agricultural Production	Καινοτόμα Συστήματα Αειφόρου Αγροτικής Παραγωγής	International Hellenic University	Sindos	2250.0	3	90.0	25.0	Greek
1543	Contemporary Approaches to the Performing Arts and Film (History, Theory, Identity Politics)	Ειδικές προσεγγίσεις στις παραστατικές τέχνες και τον κινηματογράφο (ιστορία, θεωρία, πολιτικές της ταυτότητας)	University of Patras	Patra	0.0	4	120.0	0.0	Greek
1544	Biomedical Engineering and Technology	Βιοϊατρική Μηχανική και Τεχνολογία	University of West Attica	Athens	2000.0	3	90.0	22.22	English
1545	Sciences of education: Religion and Education	Επιστήμες της Αγωγής: Θρησκεία και Παιδεία	University of Crete	Rethymno	2700.0	4	120.0	22.5	Greek
1546	Information Processing Systems and Machine Intelligence	Συστήματα Επεξεργασίας Πληροφορίας και Μηχανική Νοημοσύνη	University of Patras	Patra	0.0	3	90.0	0.0	Greek
1547	International and European Economics	Διεθνής και Ευρωπαϊκή Οικονομική	Democritus University of Thrace	Kavala	0.0	4	120.0	0.0	Greek
1548	Biotechnology	Βιοτεχνολογία	National and Kapodistrian University of Athens	Athens	3800.0	4	120.0	31.67	Greek
1549	Digital Technologies in Hospitality and Tourism Management	Ψηφιακές Τεχνολογίες στη Διοίκηση της Φιλοξενίας και του Τουρισμού	Ionian University	Corfu	3000.0	3	90.0	33.33	Greek
1550	Economics	Οικονομικές Επιστήμες	University of Ioannina	Ioannina	0.0	3	90.0	0.0	Greek
1551	Inventory and Monitoring of Forests and Forest Lands and Protected Areas	Απογραφή και Παρακολούθηση Δασών και Δασικών Εκτάσεων και Προστατευόμενων Περιοχών	Democritus University of Thrace	Orestiada	1800.0	2	75.0	24.0	Greek
1552	Livestock and Wildlife Management	Ολοκληρωμένη διαχείριση παραγωγικών ζώων και άγριας πανίδας	University of Western Macedonia	Florina	2200.0	4	120.0	18.33	Greek, English
1553	Medical Engineering and Informatics	Ιατρική Μηχανική και Πληροφορική	Aristotle University of Thessaloniki	Thessaloniki	1000.0	2	75.0	13.33	English
1554	Biomedical Informatics	Βιοϊατρική Πληροφορική	Democritus University of Thrace	Alexandroupoli	2700.0	3	90.0	30.0	Greek
1555	Cardiovascular Disease	Καρδιαγγειακή Νόσος	Aristotle University of Thessaloniki	Thessaloniki	3000.0	3	90.0	33.33	English
1556	Digital Technologies and Smart Infrastructure in Agriculture	Ψηφιακές Τεχνολογίες και Ευφυείς Υποδομές στη Γεωργία	Agricultural University of Athens	Athens	2500.0	3	90.0	27.78	English
1557	Interdisciplinary Management of Chronic Diseases, Disability and Ageing	Διεπιστημονική Διαχείριση των Χρόνιων Νοσημάτων, της Αναπηρίας και της Γήρανσης	Hellenic Mediterranean University	Heraklion	2700.0	3	90.0	30.0	Greek
1558	Applied Informatics	Εφαρμοσμένη Πληροφορική	Harokopio University of Athens	Athens	3400.0	2	75.0	45.33	Greek
1559	Ecology and Natural Environment Management	Οικολογία και Διαχείριση Περιβάλλοντος	Agricultural University of Athens	Karpenisi	3000.0	3	90.0	33.33	Greek

ID	Programme	Programme (EL)	University	City	Fee (EUR)	Semesters	ECTS	Cost/ ECTS	Language
1560	Executive MBA	Διοίκηση Επιχειρήσεων για Στελέχη	National and Kapodistrian University of Athens	Athens	6000.0	3	90.0	66.67	Greek
1561	Applied Physics	Εφαρμοσμένη Φυσική	University of Thessaly	Lamia	0.0	3	90.0	0.0	Greek
1562	MSc in Sustainable Engineering and Climate Change	Βιώσιμη Μηχανική και Κλιματική Αλλαγή	Technical University of Crete	Chania	3000.0	3	90.0	33.33	English
1563	Paediatric Dentistry	Παιδοδοντιατρική	Aristotle University of Thessaloniki	Thessaloniki	21000.0	6	180.0	116.67	English
1564	Digital Marketing	Ψηφιακό Μάρκετινγκ	Democritus University of Thrace	Kavala	2850.0	3	90.0	31.67	Greek
1565	MSc in Humanitarian Logistics and Crisis Management	Ανθρωπιστική Διοικητική Μέριμνα και Διαχείριση Κρίσεων	International Hellenic University	Thessaloniki	3200.0	3	90.0	35.56	English
1566	Information Systems	Πληροφοριακά Συστήματα	Democritus University of Thrace	Kavala	2850.0	3	90.0	31.67	Greek
1567	Islands and Sustainability	Islands and Sustainability	University of the Aegean	Mytilene	9000.0	4	120.0	75.0	English
1568	Slavic World, Balkans and Hellenism: History, Education, Culture	Σλαβικός Κόσμος, Βαλκάνια και Ελληνισμός: Ιστορία, Παιδεία, Πολιτισμός	Aristotle University of Thessaloniki	Thessaloniki	2000.0	3	90.0	22.22	Greek
1569	MSc in Lifestyle Medicine	Ιατρική του Τρόπου Ζωής	University of Thessaly	Trikala	6000.0	3	90.0	66.67	English
1570	MSc Advanced Product Design Engineering & Manufacturing	Προηγμένα Βιομηχανικά Συστήματα Παραγωγής	University of West Attica	Athens	4000.0	4	90.0	44.44	English
1571	Public Health - Health Policy	Δημόσια Υγεία - Πολιτική Υγείας	Aristotle University of Thessaloniki	Thessaloniki	0.0	4	120.0	0.0	Greek

Table A1. Complete register, part one: identification and programme criteria (continued, 15 of 19)

ID	Programme	Programme (EL)	University	City	Fee (EUR)	Semesters	ECTS	Cost/ ECTS	Language
1572	Machine Learning and Data Science	Μηχανική Μάθηση και Επιστήμη Δεδομένων	Technical University of Crete	Chania	500.0	2	60.0	8.33	English
1573	European and Comparative Social Law	Ευρωπαϊκό και Συγκριτικό Κοινωνικό Δίκαιο	Aristotle University of Thessaloniki	Thessaloniki	0.0	2	60.0	0.0	French
1574	The Athens MA in Ancient Philosophy	The Athens MA in Ancient Philosophy	National and Kapodistrian University of Athens	Athens	3000.0	2	75.0	40.0	English
1575	Environmental Communication and Health Promotion	Περιβαλλοντική Επικοινωνία και Προαγωγή Υγείας	University of West Attica	Athens	2250.0	3	90.0	25.0	English
1576	Applied Bioinformatics	Εφαρμοσμένη Βιοπληροφορική	Aristotle University of Thessaloniki	Thessaloniki	3000.0	3	90.0	33.33	English
1577	Environmental Health and Communication in General and Special Education and Training	Περιβαλλοντική Υγεία και Επικοινωνία στη Γενική και Ειδική Εκπαίδευση	University of West Attica	Athens	2850.0	3	90.0	31.67	English
1578	Postgraduate Program in Orthodontics	Ορθοδοντική	Aristotle University of Thessaloniki	Thessaloniki	47600.0	7	210.0	226.67	English
1579	MSc in Circular Economy and Sustainability Strategies	Κυκλική Οικονομία και Στρατηγικές Αειφορίας	University of West Attica	Athens	3000.0	3	90.0	33.33	English
1580	Geographic Information Systems	Γεωγραφικά Συστήματα Πληροφοριών	National and Kapodistrian University of Athens	Athens	5000.0	4	120.0	41.67	English
1582	Course Design and Curriculum Development in Contemporary Learning Environments	Σχεδιασμός Μαθήματος και Ανάπτυξη Διδακτικού Υλικού σε Σύγχρονα Περιβάλλοντα Μάθησης	University of Thessaly	Volos	0.0	3	90.0	0.0	Greek
1583	World Textile Engineering Advanced Master: WE-TEAM	Προχωρημένες Σπουδές στην Κλωστοϋφαντουργική Τεχνολογία (WE-TEAM)	University of West Attica	Athens	18000.0	4	120.0	150.0	English

ID	Programme	Programme (EL)	University	City	Fee (EUR)	Semesters	ECTS	Cost/ ECTS	Language
1584	Economic Theory and Policy	Οικονομική Θεωρία και Πολιτική	University of Crete	Rethymno	0.0	3	90.0	0.0	Greek, English
1585	Analysis and Implementation of Social Policy	Ανάλυση και Εφαρμογή Κοινωνικής Πολιτικής	Panteion University of Social and Political Sciences	Athens	0.0	3	90.0	0.0	Greek
1586	Greek and Chinese Civilizations: a comparative approach	Greek and Chinese Civilizations: a comparative approach	University of Patras	Patra	4000.0	4	120.0	33.33	English
1587	Application of Endoscopic Surgical Techniques in Gynecology	Εφαρμογή των Ενδοσκοπικών Χειρουργικών Τεχνικών στην Γυναικολογία	Aristotle University of Thessaloniki	Thessaloniki	4000.0	2	75.0	53.33	English
1588	MA in Contemporary Philosophy/Philosophy of Science	Μεταπτυχιακές Σπουδές στη Σύγχρονη Φιλοσοφία/Φιλοσοφία της Επιστήμης	National and Kapodistrian University of Athens	Athens	2700.0	2	75.0	36.0	English
1590	MSc in Innovation Management and Entrepreneurship	Διοίκηση Καινοτομίας και Επιχειρηματικότητα	Hellenic Open University	Patra	3150.0	3	90.0	35.0	English
1591	Industrial and Environmental Applications in Micropaleontology (IdEA-M)	Ενεργειακές και Περιβαλλοντικές Εφαρμογές στη Μικροπαλαιοντολογία	National and Kapodistrian University of Athens	Athens	3000.0	3	90.0	33.33	English
1592	Byzantine Music: Academic Theory & Artistic Performance	Βυζαντινή Μουσική: Ακαδημαϊκή Θεωρία και Καλλιτεχνική Ερμηνεία	National and Kapodistrian University of Athens	Athens	3000.0	3	90.0	33.33	English
1593	MA in Management of Migratory and Refugee Flows in Europe	Μεταναστευτικές Σπουδές: Διαχείριση Μεταναστευτικών Ροών στην Ευρώπη	University of the Aegean	Mytilene	3500.0	3	90.0	38.89	English
1594	History of Philosophy and Ideas (Greek Philosophy)	Ιστορία της Φιλοσοφίας και των Ιδεών (Ελληνική Φιλοσοφία)	National and Kapodistrian University of Athens	Athens	1700.0	2	75.0	22.67	English
1595	LLM in International & European Legal Studies	ΠΜΣ Διεθνείς & Ευρωπαϊκές Νομικές Σπουδές	National and Kapodistrian University of Athens	Athens	2200.0	2	75.0	29.33	English
1596	MA in Digital Transformation: e-Diplomacy, e-Campaigning and Digital Law	Digital Transformation: e-Diplomacy, e-Campaigning and Digital Law	Panteion University of Social and Political Sciences	Athens	3500.0	3	90.0	38.89	English
1598	Shipping and Sea Transports: Economics and Politics	Ναυτιλία και Θαλάσσιες Μεταφορές: Οικονομική και Πολιτική	University of Macedonia	Thessaloniki	5500.0	3	90.0	61.11	English
1599	Exercise and Exercise-based Cardiac Rehabilitation in Patients with Cardiac Diseases	Άσκηση και Φυσική Αποκατάσταση σε Ασθενείς με Καρδιαγγειακά Νοσήματα	University of Crete	Heraklion	3000.0	3	90.0	33.33	English
1600	MA Program in Ottoman History	Οθωμανική Ιστορία	University of Crete	Rethymno	0.0	4	120.0	0.0	English
1601	Data Analysis & Machine Statistical Learning	Ανάλυση Δεδομένων & Μηχανική - Στατιστική Μάθηση	University of Crete	Heraklion	2000.0	3	90.0	22.22	English
1602	Forensic Medicine, Anthropology and Imaging	Ιατροδικαστική, Ανθρωπολογία και Απεικόνιση	University of Crete	Heraklion	5500.0	3	90.0	61.11	English
1603	Master of Philosopy (Mphil) in "Computer Science and Informatics"	ΠΜΣ Ειδίκευσης Ερευνητικού Χαρακτήρα «Επιστήμη των Υπολογιστών και Πληροφορική»	Harokopio University of Athens	Athens	1000.0	3	90.0	11.11	Greek

ID	Programme	Programme (EL)	University	City	Fee (EUR)	Semesters	ECTS	Cost/ ECTS	Language
1604	Animation	Animation Δισδιάστατο & Τρισδιάστατο Κινούμενο Σχέδιο	University of West Attica	Athens	3000.0	3	90.0	33.33	Greek
1605	Epidemiology and Public Health	Επιδημιολογία και Προαγωγή Υγείας	University of West Attica	Athens	2250.0	3	90.0	25.0	Greek
1606	Land Management & Real Estate	Διαχείριση γης & Real Estate	University of West Attica	Athens	3000.0	3	90.0	33.33	Greek
1607	Advanced Computing Systems	Προηγμένες Τεχνολογίες Υπολογιστικών Συστημάτων	University of West Attica	Athens	1600.0	3	90.0	17.78	Greek
1608	MSc in Oil and Gas Process Systems Engineering	Βιομηχανικά Συστήματα Πετρελαίου και Φυσικού Αερίου	University of West Attica	Athens	0.0	4	120.0	0.0	English
1609	Leadership, Innovation, and Value Based Health Policies	Ηγεσία, Καινοτομία & Πολιτικές Άξιας στην Υγεία	University of West Attica	Athens	3000.0	3	90.0	33.33	Greek
1610	Public Health	Δημοσιά Υγεία	University of West Attica	Athens	3600.0	4	120.0	30.0	Greek
1611	Current Applications in Medical Imaging	Σύγχρονες Εφαρμογές στην Ιατρική Απεικόνιση	University of West Attica	Athens	3000.0	3	90.0	33.33	Greek
1612	Advanced Prosthetics in Dental Technology	Σύγχρονη Προσθετική Οδοντικής Τεχνολογίας	University of West Attica	Athens	2500.0	3	90.0	27.78	Greek
1613	Applications of Biomedical Technology in Infertility - Male and Female Factor	Εφαρμογές της Βιοϊατρικής Τεχνολογίας στην Υπογονιμότητα - Αντρικός και Γυναίκειος Παράγοντας	University of West Attica	Athens	3500.0	3	90.0	38.89	Greek
1614	Clinical Optometry and Vision	Κλινική Οπτομετρία και Όραση	University of West Attica	Athens	3000.0	3	90.0	33.33	Greek
1615	Hotel Management	Διοίκηση Ξενοδοχειακών Επιχειρήσεων	University of West Attica	Athens	4000.0	3	90.0	44.44	Greek
1616	Applied Accounting, Auditing and Taxation	Εφαρμοσμένη Λογιστική, Ελεγκτική και Φορολογία	University of West Attica	Athens	3500.0	3	90.0	38.89	Greek
1617	Personalized Medicine	Εξατομικευμένη Ιατρική	University of Patras	Patra	2000.0	2	60.0	33.33	English
1618	Stem Cells and Regenerative Medicine	Βλαστοκύτταρα και Αναγεννητική Ιατρική	Aristotle University of Thessaloniki	Thessaloniki	4500.0	4	120.0	37.5	Greek
1620	International Negotiations	Διεθνείς Διαπραγματεύσεις	Athens University of Economics and Business	Athens	4200.0	2	75.0	56.0	Greek
1621	Law and Economics in Energy Markets	Οικονομικά και Δίκαιο στις Ενεργειακές Αγορές	Athens University of Economics and Business	Athens	4200.0	2	75.0	56.0	Greek
1622	International and European Economic Studies	Διεθνείς και Ευρωπαϊκές Οικονομικές Σπουδές	Athens University of Economics and Business	Athens	4200.0	2	75.0	56.0	Greek
1623	Applied Public Economics and Policy	Εφαρμοσμένη Δημόσια Οικονομική και Πολιτική	University of Piraeus	Pireaus	3600.0	3	90.0	40.0	Greek

Table A1. Complete register, part one: identification and programme criteria (continued, 16 of 19)

ID	Programme	Programme (EL)	University	City	Fee (EUR)	Semesters	ECTS	Cost/ ECTS	Language
1624	MSc in Public Health and Epidemiology	Δημόσια Υγεία και Επιδημιολογία	University of Thessaly	Larissa	6000.0	4	120.0	50.0	English
1625	Research and Innovation in Health Sciences	Έρευνα και Καινοτομία στις Επιστήμες Υγείας	Democritus University of Thrace	Alexandroupoli	2000.0	2	75.0	26.67	Greek
1626	Techno - Economic Systems in Management	Τεχνο - Οικονομικά Συστήματα Διοίκησης	National and Kapodistrian University of Athens	Athens	4500.0	3	90.0	50.0	Greek
1627	Animal Welfare, Ethics and the Law	Ζώα: Ηθική, Δίκαιο, Ευζωία	National and Kapodistrian University of Athens	Athens	2250.0	3	90.0	25.0	Greek
1628	Resilience in Educational Contexts -EMJM FLOURISH	Resilience in Educational Contexts -EMJM FLOURISH	University of Crete	Rethymno	5000.0	4	120.0	41.67	English

ID	Programme	Programme (EL)	University	City	Fee (EUR)	Semesters	ECTS	Cost/ ECTS	Language
1629	Climate Crisis and Information and Communication Technologies	Κλιματική Κρίση και Τεχνολογίες Πληροφορικής και Επικοινωνιών	University of Piraeus	Athens	3900.0	3	90.0	43.33	Greek
1631	Design of resilient, sustainable and smart infrastructures	Σχεδιασμός ανθεκτικών, βιώσιμων και ευφυών υποδομών	University of Patras	Patra	0.0	2	60.0	0.0	Greek
1632	Applied Biochemistry: Clinical Chemistry, Biotechnology, Evaluation of Pharmaceutical Products	Εφαρμοσμένη Βιοχημεία: Κλινική Χημεία, Βιοτεχνολογία, Αξιολόγηση Φαρμακευτικών Προϊόντων	University of Patras	Patra	1500.0	3	90.0	16.67	Greek
1633	Accounting in the Modern Management Environment	Λογιστική στο Σύγχρονο Περιβάλλον Διοίκησης	University of Patras	Patra	3000.0	2	60.0	50.0	Greek
1634	Sustainable fisheries, aquaculture	Βιώσιμη Αλιεία, Υδατοκαλλιέργεια	University of Patras	Mesologgi	0.0	3	90.0	0.0	Greek
1635	Marine Biotechnology	Θαλάσσια Βιοτεχνολογία	Agricultural University of Athens	Athens	5000.0	4	120.0	41.67	English
1636	Digital Innovation and Management	Ψηφιακή Καινοτομία και Διοίκηση	University of Patras	Patra	3500.0	3	90.0	38.89	Greek
1637	Education Management	Διοίκηση Εκπαίδευσης	University of Patras	Patra	3200.0	3	90.0	35.56	Greek
1638	Tax and Financial Services Digital Transformation	Ψηφιακός Μετασχηματισμός Φορολογικών και Χρηματοοικονομικών Υπηρεσιών	University of Patras	Patra	3000.0	2	60.0	50.0	Greek
1639	Creative Writing, Theatre and Cultural Industries: Artistic, Research and Pedagogical Applications	Δημιουργική Γραφή, Θέατρο & Πολιτιστικές Βιομηχανίες: Καλλιτεχνικές, Ερευνητικές και Παιδαγωγικές Εφαρμογές	University of the Peloponnese	Nafplion	3000.0	3	90.0	33.33	Greek
1640	Applied Ecology and Environmental Management	Εφαρμοσμένη Οικολογία και Διαχείριση Περιβάλλοντος	University of Patras	Patra	0.0	3	90.0	0.0	Greek
1641	Art and the Public Sphere	Τέχνη και Δημόσια Σφαίρα	Aristotle University of Thessaloniki	Thessaloniki	0.0	4	120.0	0.0	Greek
1643	Care and Support for children and adolescents with special needs in the Community	Φροντίδα και Υποστήριξη παίδων και εφήβων με ειδικές ανάγκες υγείας στην Κοινότητα	University of the Peloponnese	Tripoli(s)	3600.0	3	90.0	40.0	Greek
1644	Olympic Studies, Olympic Education, Organization and Management of Olympic Events	Ολυμπιακές Σπουδές, Ολυμπιακή Παιδεία, Οργάνωση και Διαχείριση Ολυμπιακών Εκδηλώσεων	University of the Peloponnese	Sparti / Sparta	5000.0	3	90.0	55.56	English
1645	Health Promotion in Third Age	Προαγωγή Υγείας στην Τρίτη Ηλικία	University of West Attica	Athens	2250.0	3	90.0	25.0	Greek
1646	Protection, Conservation and Restoration of Cultural Monuments	Προστασία, Συντήρηση και Αποκατάσταση Μνημείων Πολιτισμού	Aristotle University of Thessaloniki	Thessaloniki	2400.0	3	90.0	26.67	Greek
1647	History, Ethics and Sociology of Medicine	Ιστορία, Ηθική και Κοινωνιολογία της Ιατρικής	National and Kapodistrian University of Athens	Athens	2200.0	2	60.0	36.67	Greek
1648	Prevention and Mananegement of Critical Infections in Health Units	Πρόληψη και Έλεγχος Κλινικά Σοβαρών Λοιμώξεων σε Μονάδες Υγείας	University of Thessaly	Larissa	2000.0	3	90.0	22.22	Greek
1649	MSc Vascular Ultrasound in Diagnosis and Management	MSc Vascular Ultrasound in Diagnosis and Management	University of Thessaly	Larissa	5000.0	3	90.0	55.56	English

ID	Programme	Programme (EL)	University	City	Fee (EUR)	Semesters	ECTS	Cost/ ECTS	Language
1650	Sustainable Technologies of Energy Resources and Raw Materials	Βιώσιμες Τεχνολογίες Ενεργειακών Πόρων και Πρώτων Υλών	Technical University of Crete	Chania	500.0	3	90.0	5.56	English
1652	Sustainable design of structures against earthquake and other natural hazards	Αειφόρος σχεδιασμός τεχνικών έργων έναντι σεισμού και άλλων φυσικών κινδύνων	Aristotle University of Thessaloniki	Thessaloniki	1950.0	3	90.0	21.67	Greek
1653	LLM in International Studies	Διεθνείς Σπουδές	Democritus University of Thrace	Komotini	1800.0	3	90.0	20.0	English, Greek
1654	Precision Medicine and Novel Therapies (PRETH)	Ιατρική Ακριβείας και Νέες Θεραπείες	Hellenic Open University	Patra	4700.0	4	120.0	39.17	English
1655	Automation Systems	Συστήματα Αυτοματισμού	National Technical University of Athens	Athens	500.0	3	90.0	5.56	English
1656	Applied Mechanics	Εφαρμοσμένη Μηχανική	National Technical University of Athens	Athens	0.0	3	90.0	0.0	English
1657	Mathematical Modeling in Modern Technologies and Financial Engineering	Μαθηματική Προτυποποίηση σε Σύγχρονες Τεχνολογίες και τη Χρηματοοικονομική	National Technical University of Athens	Athens	0.0	3	90.0	0.0	English
1658	Microsystems and Nanodevices	Μικροσυστήματα και Νανοδιατάξεις	National Technical University of Athens	Athens	1500.0	3	90.0	16.67	English
1659	Ship and Marine Technology	Ναυτική και Θαλάσσια Τεχνολογία	National Technical University of Athens	Athens	1500.0	3	90.0	16.67	English
1660	Design of Visual Effects and Animation	Σχεδιασμός Οπτικών Εφέ Κινούμενης Εικόνας	Hellenic Open University	Patra	3600.0	3	90.0	40.0	Greek
1661	Documentation and modeling of Monuments and Archaeological Sites	Αποτύπωση και τεκμηρίωση μνημείων και Αρχαιολογικών Χώρων	Hellenic Open University	Patra	3150.0	3	90.0	35.0	Greek
1662	Sustainable Interior Design of Buildings	Βιώσιμος Σχεδιασμός Εσωτερικού Περιβάλλοντος Κτιρίων	Hellenic Open University	Patra	3600.0	3	90.0	40.0	Greek
1663	Folk/Popular Culture and Modern Cultural Heritage	Λαϊκός πολιτισμός και Νεότερη Πολιτιστική Κληρονομιά	Hellenic Open University	Patra	4000.0	4	120.0	33.33	Greek
1664	Creative Writing	Δημιουργική Γραφή	Hellenic Open University	Patra	4125.0	4	120.0	34.38	Greek
1665	Master’s degree in Applied Developmental Psychology	Εφαρμοσμένη Αναπτυξιακή Ψυχολογία	Hellenic Open University	Patra	3850.0	4	120.0	32.08	Greek
1666	Contemporary Italian culture and specific issues of terminology and interpretation	Σύγχρονος Ιταλικός Πολιτισμός και Ειδικά Ζητήματα Ορολογίας και Ερμηνεία	Hellenic Open University	Patra	4125.0	4	120.0	34.38	Greek
1667	Logic	Λογική	National and Kapodistrian University of Athens	Athens	3000.0	4	120.0	25.0	English
1669	Biological Inorganic Chemistry	Ανόργανη Βιολογική Χημεία	University of Ioannina	Ioannina	0.0	3	90.0	0.0	English
1670	MSc Leadership: Ethics and Politics	MSc Leadership: Ethics and Politics	National and Kapodistrian University of Athens	Athens	12000.0	3	90.0	133.33	English
1671	Modern and Contemporary Greek History	Νεώτερη και Σύγχρονη Ελληνική Ιστορία	Hellenic Open University	Patra	4000.0	4	120.0	33.33	Greek
1672	MA in Performing Arts	Παραστατικές Τέχνες	Hellenic Open University	Patra	4000.0	4	120.0	33.33	Greek
1673	Art-Cultural Heritage-Development Policies	Τέχνη-Πολιτιστική Κληρονομιά-Αναπτυξιακές Πολιτικές	Hellenic Open University	Patra	4000.0	4	120.0	33.33	Greek
1674	Philosophy and Arts	Φιλοσοφία και Τέχνες	Hellenic Open University	Patra	3150.0	3	90.0	35.0	Greek
1675	Digital Humanities: Methods, Tools, Practices	Ψηφιακές Ανθρωπιστικές Επιστήμες: μέθοδοι, εργαλεία, πρακτικές	Hellenic Open University	Patra	4000.0	4	120.0	33.33	Greek

Table A1. Complete register, part one: identification and programme criteria (continued, 17 of 19)

ID	Programme	Programme (EL)	University	City	Fee (EUR)	Semesters	ECTS	Cost/ ECTS	Language
1676	Gender studies: Methodologies, theories, policies	Σπουδές φύλου: Μεθοδολογίες, θεωρίες, πολιτικές	Hellenic Open University	Patra	4000.0	4	120.0	33.33	Greek
1678	Precision Agriculture	Εφαρμογές Γεωργίας Ακριβείας	Hellenic Open University	Patra	4000.0	3	90.0	44.44	Greek
1679	MSc in Epidemiology	Επιδημιολογία	Hellenic Open University	Patra	3150.0	3	90.0	35.0	Greek
1681	Master in Business Administration - Executive MBA	Διοίκηση Επιχειρήσεων και Οργανισμών για Στελέχη - Executive MBA	Democritus University of Thrace	Kavala	4000.0	3	90.0	44.44	Greek
1682	Infertility - Assisted Reproduction Techniques	Υπογονιμότητα - Τεχνικές Υποβοηθούμενης Αναπαραγωγής	National and Kapodistrian University of Athens	Athens	4000.0	4	120.0	33.33	Greek
1683	MSc in Digital Health	Ψηφιακή Ιατρική	University of Ioannina	Ioannina	5000.0	4	120.0	41.67	English
1684	Primary Health Care	Πρωτοβάθμια Φροντίδα Υγείας	Democritus University of Thrace	Alexandroupoli	3000.0	3	90.0	33.33	Greek
1685	Systems Biology	Βιολογία Συστημάτων	Agricultural University of Athens	Athens	1500.0	2	80.0	18.75	Greek
1686	Applied Innovations and Digital Technologies in Healthcare	Εφαρμοσμένες Καινοτομίες και Ψηφιακές Τεχνολογίες στην Υγεία	University of West Attica	Athens	3000.0	3	90.0	33.33	Greek
1687	Autism Spectrum Disorders (ASD): Health Promotion, Early Intervention, Special Education, Personal and Community Intervention	Διαταραχή Αυτιστικού Φάσματος (Δ.Α.Φ.): Προαγωγή Υγείας, Πρώιμη Διάγνωση, Ειδική Εκπαίδευση, Ατομική και Κοινοτική Παρέμβαση	University of West Attica	Athens	4000.0	4	120.0	33.33	Greek
1688	Human Resource Management and Digital Transformation	Διαχείριση Ανθρωπίνων Πόρων & Ψηφιακός Μετασχηματισμός	University of West Attica	Athens	4200.0	3	75.0	56.0	Greek
1690	Financial Technology (FinTech)	Χρηματοοικονομική Τεχνολογία (FinTech)	University of Piraeus	Pireaus	7000.0	3	90.0	77.78	English
1691	MSc in Communication Disorders and Sciences	ΔΔΠΜΣ Επιστήμες των Διαταραχών της Επικοινωνίας	University of Macedonia	Thessaloniki	5600.0	4	120.0	46.67	Greek
1693	Interdisciplinary Social Interventions in Crisis Situations	Διαμεθοδικές Κοινωνικές Παρεμβάσεις σε Καταστάσεις Κρίσης	Hellenic Mediterranean University	Heraklion	2700.0	3	90.0	30.0	Greek
1694	Law and Information and Communication Technologies	Δίκαιο και Τεχνολογίες Πληροφορικής και Επικοινωνιών	University of Piraeus	Pireaus	4900.0	3	90.0	54.44	Greek
1695	Public Management and Digital Transformation	Δημόσια Διοίκηση και Ψηφιακός Μετασχηματισμός	University of the Peloponnese	Tripoli(s)	3300.0	3	90.0	36.67	Greek
1696	Dermatoscopy	Δερματοσκόπηση	Aristotle University of Thessaloniki	Thessaloniki	3500.0	3	90.0	38.89	Greek
1697	Financial Technology	Χρηματοοικονομική Τεχνολογία	University of Macedonia	Thessaloniki	4800.0	3	90.0	53.33	Greek
1699	Immunobiology	Ανοσοβιολογία	University of Crete	Heraklion	4000.0	4	120.0	33.33	English
1700	MSc in Archaeological Science	Αρχαιολογία και Γεωεπιστήμες	National and Kapodistrian University of Athens	Athens	6000.0	3	90.0	66.67	English
1701	MSc in Digital Humanities	Ψηφιακές Ανθρωπιστικές Επιστήμες	National and Kapodistrian University of Athens	Athens	4000.0	3	90.0	44.44	English
1703	Social Rights and Advocacy in Social Services	Κοινωνικά Δικαιώματα και Συνηγορία στις Κοινωνικές Υπηρεσίες	Panteion University of Social and Political Sciences	Athens	0.0	3	90.0	0.0	Greek

ID	Programme	Programme (EL)	University	City	Fee (EUR)	Semesters	ECTS	Cost/ ECTS	Language
1704	Criminology	Εγκληματολογία	Panteion University of Social and Political Sciences	Athens	0.0	4	120.0	0.0	Greek
1706	Sociology	Κοινωνιολογία	Panteion University of Social and Political Sciences	Athens	0.0	4	120.0	0.0	Greek
1707	Education Sciences: Research and Praxis in Changing Learning Environments	Επιστήμες της Αγωγής: Έρευνα και Πράξη σε Μεταβαλλόμενα Περιβάλλοντα Μάθησης	Aristotle University of Thessaloniki	Thessaloniki	2500.0	3	90.0	27.78	Greek
1708	Management in Business Administration	Διοίκηση Επιχειρήσεων (MBA)	Democritus University of Thrace	Serres	5000.0	4	90.0	55.56	Greek
1711	Economics and Data Science	Οικονομικά και Επιστήμη Δεδομένων	University of Ioannina	Ioannina	4500.0	3	90.0	50.0	Greek
1712	International Administration Policies in Human Resources, Communication and Leadership	Διεθνείς Πολιτικές Διοίκησης Ανθρώπινου Δυναμικού, Επικοινωνία και Ηγεσία	University of Macedonia	Thessaloniki	3500.0	3	90.0	38.89	Greek
1713	Biological Technology: Research and Applications	Βιολογική Τεχνολογία: Έρευνα και Εφαρμογές	University of Patras	Patra	0.0	3	90.0	0.0	Greek
1714	Chemical and Biochemical Engineering: Health & Food	Χημική και Βιοχημική Μηχανική: Υγεία & Τρόφιμα	Aristotle University of Thessaloniki	Thessaloniki	4000.0	4	120.0	33.33	English
1715	Aerial Autonomous Systems	Εναέρια Αυτόνομα Συστήματα	Aristotle University of Thessaloniki	Thessaloniki	6000.0	3	90.0	66.67	English
1730	Diagnostic and Therapeutic Approach To Diabetic Foot	Διαγνωστική και Θεραπευτική Προσέγγιση του Διαβητικού Ποδιού	University of Thessaly	Larissa	3000.0	3			Greek
1733	Cutting Edge Technologies in Vision Sciences	Τεχνολογίες Αιχμής στις Επιστήμες της Όρασης	University of Crete	Heraklion	2200.0	4	120.0	18.33	English
1772	Advanced Information Technologies and Services	Προηγμένες Τεχνολογίες Πληροφορικής και Υπηρεσίες	University of Western Macedonia	Kozani	2880.0	3	90.0	32.0	English, Greek
1778	Welding Engineering and Non Destructive Inspection	Μηχανική Συγκολλήσεων και Μη Καταστροφικός Έλεγχος	University of Western Macedonia	Kozani	3000.0	3	90.0	33.33	English
1786	Food Quality Control	Ποιοτικός Έλεγχος Τροφίμων	University of Western Macedonia	Kozani	3200.0	3	90.0	35.56	English, Greek
1787	Electronic Business and Digital Marketing	Ηλεκτρονικό Επιχειρείν και Ψηφιακό Μάρκετινγκ	University of Western Macedonia	Kozani	3500.0	3	90.0	38.89	English, Greek
1788	MBA in Business Economics and Artificial Intelligence	MBA στα Οικονομικά της Διοίκησης και την Τεχνητή Νοημοσύνη	University of Western Macedonia	Kozani	3600.0	3	90.0	40.0	English, Greek
1794	Energy and Environmental Developments	Ενεργειακές και Περιβαλλοντικές Επενδύσεις	University of West Attica	Athens	0.0	4	120.0	0.0	Greek, English
1799	Sustainable Energy Systems - SES	Αειφόρα Ενεργειακά Συστήματα	University of West Attica	Athens	4800.0	4	120.0	40.0	English
1808	Advanced Aesthetics and Cosmetic Science: Development-Quality Control and Safety of new cosmetic products	Προχωρημένη Αισθητική και Κοσμητολογία: Ανάπτυξη-Ποιοτικός Έλεγχος και Ασφάλεια Νέων Καλλυντικών Προϊόντων	University of West Attica	Athens	2900.0	3	90.0	32.22	English
1809	Resuscitation	Αναζωογόνηση	University of West Attica	Athens	4000.0	4	120.0	33.33	English, Greek
1841	MBA in Air Transport Management	MBA in Air Transport Management	University of the Aegean	Chios	10000.0	3	90.0	111.11	English

ID	Programme	Programme (EL)	University	City	Fee (EUR)	Semesters	ECTS	Cost/ ECTS	Language
1853	Artificial Intelligence for Digital Transformation	Τεχνητή Νοημοσύνη για Ψηφιακό Μετασχηματισμό	Athens University of Economics and Business	Athens	2500.0	3	90.0	27.78	English
1855	Management Science and Technology	Διοικητική Επιστήμη και Τεχνολογία	Athens University of Economics and Business	Athens	6000.0	5	90.0	66.67	Greek
1882	School Counseling and Guidance	Σχολική Συμβουλευτική και Καθοδήγηση	National and Kapodistrian University of Athens	Athens	5125.0	4	120.0	42.71	Greek
1936	Protection, Valorization and Conservation of Monuments and Sites	Προστασία, Αποκατάσταση και Ανάδειξη Ιστορικών Κτηρίων και Συνόλων	Technical University of Crete	Chania	3000.0	4	120.0	25.0	Greek
1949	MSc in Telecommunication & Automation Systems (TeleAutoS)	Ηλεκτρονικά Συστήματα Τηλεπικοινωνιών & Αυτοματισμών (ΗΣΤΑ)	Hellenic Mediterranean University	Chania	0.0	3	90.0	0.0	Greek

Table A1. Complete register, part one: identification and programme criteria (continued, 18 of 19)

ID	Programme	Programme (EL)	University	City	Fee (EUR)	Semesters	ECTS	Cost/ ECTS	Language
1950	Applied Science and Technology in Agricultural Production	Εφαρμοσμένη Επιστήμη και Τεχνολογία στη Γεωπονία	Hellenic Mediterranean University	Heraklion	2400.0	3	90.0	26.67	Greek
1951	Nanotechnology for Energy Applications	Νανοτεχνολογία για Ενεργειακές Εφαρμογές	Hellenic Mediterranean University	Heraklion	0.0	3	90.0	0.0	Greek
1952	European Master on Embedded Intelligence Nanosystems Engineering (EMINENT)	Ευρωπαϊκό Μεταπτυχιακό στη Μηχανική Ενσωματωμένης Νοημοσύνης Νανοσυστημάτων (EMINENT)	Hellenic Mediterranean University	Heraklion	0.0	4	120.0	0.0	English
2021	Data Science and Machine Learning	Επιστήμη Δεδομένων και Μηχανική Μάθηση	National Technical University of Athens	Athens	0.0	3	90.0	0.0	Greek
2184	MSc in Data-Driven Financial Reporting, Auditing and Financial Management	Λογιστική Ελεγκτική και Χρηματοοικονομική Διαχείριση βάσει Ψηφιακών Δεδομένων	University of Macedonia	Thessaloniki	7500.0	3	90.0	83.33	Greek
2213	Responsible Consumption and Production under Sustainable Mining	Υπεύθυνη Κατανάλωση και Παραγωγή στη Βιώσιμη Μεταλλευτική	Technical University of Crete	Chania	500.0	4	120.0	4.17	Greek, English
2214	Climate Crisis, Risks and Disasters	Κλιματική Κρίση, Κίνδυνοι και Καταστροφές	Harokopio University of Athens	Athens	2100.0	3	90.0	23.33	Greek
2215	Silver Economy: Economy, Society and Innovation in Longevity	Silver Economy: Οικονομία, Κοινωνία και Καινοτομία στη Μακροβιότητα	Harokopio University of Athens	Athens	2500.0	2	75.0	33.33	Greek
2216	Soft Matter Science and Engineering	Επιστήμη και Μηχανική στη Χαλαρή ύλη	University of Crete	Heraklion	2500.0	4	120.0	20.83	English
2217	MBA in Shipping	MBA in Shipping	University of the Aegean	Chios	5000.0	2	60.0	83.33	English
2218	Education Sciences: Theatre Pedagogy	Επιστήμες της Αγωγής: Παιδαγωγική του Θεάτρου	Democritus University of Thrace	Alexandroupoli	3500.0	3	120.0	29.17	Greek
2224	Logistics	Logistics	University of Piraeus	Pireaus	6000.0	3	90.0	66.67	Greek
2225	Project Management	Διοίκηση Έργων	University of Piraeus	Pireaus	5800.0	3	90.0	64.44	Greek
2226	Technoeconomics of Energy & Environment	Τεχνοοικονομική της Ενέργειας και του Περιβάλλοντος	University of Piraeus	Pireaus	5800.0	3	90.0	64.44	Greek
2227	Applied Mathematical Sciences	Εφαρμοσμένες Μαθηματικές Επιστήμες	National Technical University of Athens	Athens	0.0	3	90.0	0.0	Greek

ID	Programme	Programme (EL)	University	City	Fee (EUR)	Semesters	ECTS	Cost/ ECTS	Language
2228	“Surgical Oncology of the Skin, Soft Tissues, Vascular Anomalies”	«Χειρουργική Ογκολογία Δέρματος, Μαλακών Μορίων, Αγγειακών Ανωμαλιών»	Aristotle University of Thessaloniki	Thessaloniki	4000.0	3	90.0	44.44	Greek
2229	Cardionephrometabolic Diseases: the link between Evidence-based Medicine and Precision Medicine	Καρδιονεφρομεταβολικά Νοσήματα : η σύνδεση της Τεκμηριωμένης Ιατρικής με την Ιατρική Ακριβείας	Aristotle University of Thessaloniki	Thessaloniki	0.0	3	90.0	0.0	Greek, English
2230	Hospitality and Tourism Business Administration	Διοίκηση Επιχειρήσεων Φιλοξενίας και Τουρισμού	International Hellenic University	Thessaloniki	3300.0	3	90.0	36.67	Greek
2231	Fetal Maternal Medicine	Εμβρυομητρική Ιατρική	Aristotle University of Thessaloniki	Thessaloniki	2500.0	3	90.0	27.78	Greek
2232	Premalignant diseases in Gynecology	Προκαρκινικές Παθήσεις στη Γυναικολογία	Aristotle University of Thessaloniki	Thessaloniki	2500.0	3	90.0	27.78	Greek
2233	Cultural Studies: Modern Hellenism and the Balkans	Πολιτισμικές Σπουδές: Νέος Ελληνισμός και Βαλκάνια	Democritus University of Thrace	Komotini	2000.0	3	90.0	22.22	Greek
2234	Psychological Applications in Health	Εφαρμογές της Ψυχολογίας στην Υγεία	Aristotle University of Thessaloniki	Thessaloniki	4000.0	2	75.0	53.33	Greek
2235	Historical Archives Management in a Digital Environment	Διαχείριση Ιστορικών Αρχείων σε Ψηφιακό Περιβάλλον	International Hellenic University	Thessaloniki	2200.0	3	90.0	24.44	Greek
2236	Tourism Management and New Technologies	Διοίκηση Τουρισμού και Νέες Τεχνολογίες	Democritus University of Thrace	Kavala	2900.0	3	90.0	32.22	Greek
2237	Social-Preventive Medicine and Quality in Health Care	Κοινωνική-Προληπτική Ιατρική και Ποιότητα στη Φροντίδα Υγείας	Aristotle University of Thessaloniki	Thessaloniki	3500.0	3	90.0	38.89	Greek
2238	Byzantine and Medieval World	Βυζαντινός και Μεσαιωνικός Κόσμος	University of Crete	Rethymno	0.0	4	120.0	0.0	Greek
2239	Auditory Processing Disorder	Διαταραχή Ακουστικής Επεξεργασίας	Aristotle University of Thessaloniki	Thessaloniki	4000.0	3	90.0	44.44	Greek
2240	Strategic Management and Innovative Marketing	Στρατηγική Διοίκηση και Καινοτόμο Μάρκετινγκ	University of Western Macedonia	Kozani	2900.0	3	90.0	32.22	Greek
2241	MBA in Agribusiness	Διοίκηση Αγροτικών Επιχειρήσεων (MBA)	University of Western Macedonia	Kozani	2900.0	3	90.0	32.22	Greek
2242	School Management and Lifelong Learning	Διαχείριση της Σχολικής Μονάδας και Διά Βίου Μάθηση	National and Kapodistrian University of Athens	Athens	2400.0	4	120.0	20.0	Greek
2248	MA in Philosophy	ΠΜΣ στη Φιλοσοφία	University of Patras	Patra	0.0	4	120.0	0.0	Greek
2249	Multifunctional Management of Natural Ecosystems and Bio-economy	Πολυλειτουργική Διαχείριση Δασικών Οικοσυστημάτων και Βιο-οικονομίας	University of Thessaly	Karditsa	2800.0	3	90.0	31.11	Greek
2250	History of Modern and Contemporary Art	Ιστορία της Μοντέρνας και Σύγχρονης Τέχνης	University of Ioannina	Ioannina	3000.0	4	120.0	25.0	Greek
2251	Education Sciences: Science, Sustainability and Technology Education	Επιστήμες της Αγωγής: Εκπαίδευση στις Φυσικές Επιστήμες, την Αειφορία και την Τεχνολογία	Democritus University of Thrace	Alexandroupoli	2400.0	3	90.0	26.67	Greek
2252	Sciences Of Education	Επιστήμες της Αγωγής	National and Kapodistrian University of Athens	Athens	2400.0	4	120.0	20.0	Greek
2253	Cutting-Edge Technologies for Sustainable Agriculture (SUSTAGRI)	Τεχνολογίες Αιχμής για Βιώσιμη Γεωργία	Agricultural University of Athens	Athens	0.0	4	120.0	0.0	English
2254	Applied Microbiology	Σύγχρονη Εφαρμοσμένη Μικροβιολογία	Aristotle University of Thessaloniki	Thessaloniki	3500.0	3	90.0	38.89	Greek

ID	Programme	Programme (EL)	University	City	Fee (EUR)	Semesters	ECTS	Cost/ ECTS	Language
2255	Artificial Intelligence and Immersive Technologies in Education, Training, and Game Design	Τεχνητή Νοημοσύνη και Τεχνολογίες Εμβύθισης στην Εκπαίδευση, την Επιμόρφωση και τον Σχεδιασμό Παιχνιδιών	Democritus University of Thrace	Kavala	4000.0	3	90.0	44.44	Greek
2256	Basic and Applied Neurosciences	Βασικές και Εφαρμοσμένες Νευροεπιστήμες	Aristotle University of Thessaloniki	Thessaloniki	1250.0	2	75.0	16.67	Greek
2257	Educational Sciences: Developmental Psychology and Applications in Education and Training	Επιστήμες της Αγωγής: Αναπτυξιακή Ψυχολογία και Εφαρμογές στην Αγωγή και την Εκπαίδευση	University of Crete	Rethymno	3300.0	3	90.0	36.67	Greek
2258	Health And Social Care Services Management	Διοίκηση και Οργάνωση Υπηρεσιών Υγείας και Κοινωνικής Φροντίδας	Aristotle University of Thessaloniki	Thessaloniki	3000.0	2	75.0	40.0	Greek
2259	Contemporary Medical Acts: Legal Regulation and Bioethical Dimension	Σύγχρονες Ιατρικές Πράξεις Δικαϊκή Ρύθμιση και Βιοηθική Διάσταση	Aristotle University of Thessaloniki	Thessaloniki	1800.0	3	90.0	20.0	Greek
2260	Health and Environmental Factors	Υγεία και Περιβαλλοντικοί Παράγοντες	Aristotle University of Thessaloniki	Thessaloniki	2700.0	3	90.0	30.0	Greek
2261	Applied Gerontology and Geriatrics	Εφαρμοσμένη Γεροντολογία και Γηριατρική	Aristotle University of Thessaloniki	Thessaloniki	3000.0	3	90.0	33.33	Greek
2262	Neurosciences, Neurolinguistics and Applications	Νευροεπιστήμες, Νευρογλωσσολογία και Εφαρμογές	Aristotle University of Thessaloniki	Thessaloniki	3000.0	4	120.0	25.0	Greek
2263	Vaccines and Infectious Diseases	Εμβόλια και Λοιμώδη Νοσήματα	Aristotle University of Thessaloniki	Thessaloniki	3000.0	2	75.0	40.0	Greek
2264	Surgery of the Thyroid and Parathyroid Glands	Χειρουργική θυρεοειδούς και παραθυρεοειδών αδένων	Aristotle University of Thessaloniki	Thessaloniki	1799.0	3	90.0	19.99	Greek
2265	Advanced Cardiopulmonary Practice-Cardiovascular Perfusion Science	Καρδιοπνευμονικές Εφαρμογές - Τεχνικές Εξωσωματικής Κυκλοφορίας	Aristotle University of Thessaloniki	Thessaloniki	3000.0	3	90.0	33.33	Greek

Table A1. Complete register, part one: identification and programme criteria (continued, 19 of 19)

ID	Programme	Programme (EL)	University	City	Fee (EUR)	Semesters	ECTS	Cost/ ECTS	Language
2266	Critical Thinking and Soft Skills in Biomedical and Social Sciences	Κριτική Σκέψη Και Ήπιες Δεξιότητες (Soft Skills) Στις Βιοϊατρικές Και Κοινωνικές Επιστήμες	Aristotle University of Thessaloniki	Thessaloniki	3000.0	2	75.0	40.0	Greek
2267	MSc in Operational Research and Decision Making	Επιχειρησιακή Έρευνα και Λήψη Αποφάσεων	Technical University of Crete	Chania	3000.0	3	90.0	33.33	Greek
2268	MSc in Intelligent Systems	Ευφυή Συστήματα	Technical University of Crete	Chania	3000.0	3	90.0	33.33	Greek
2269	Management and Technologies in Cultural Heritage – ManTech	Μάνατζμεντ και Τεχνολογίες στην Πολιτιστική Κληρονομιά – ManTech	University of the Peloponnese	Sparti / Sparta	2800.0	3	90.0	31.11	Greek
2270	Digital Deep Tech Driven Circular Economy	Ψηφιακή Κυκλική Οικονομία	University of the Aegean	Mytilene	0.0	3	90.0	0.0	English
2271	MSc by Research in Digital Deep-Tech Driven Circular Economy	Ψηφιακή Κυκλική Οικονομία Μέσω Έρευνας	University of the Aegean	Mytilene	0.0	3	90.0	0.0	English
2272	Advanced Cybersecurity Technologies & Governance	Προηγμένες Τεχνολογίες Κυβερνοασφάλειας και Διακυβέρνηση	University of Piraeus	Pireaus	0.0	3	90.0	0.0	English

ID	Programme	Programme (EL)	University	City	Fee (EUR)	Semesters	ECTS	Cost/ ECTS	Language
2273	Advanced Cybersecurity Technologies and Governance by Research	Προηγμένες Τεχνολογίες Κυβερνοασφάλειας και Διακυβέρνηση μέσω Έρευνας	University of Piraeus	Pireaus	0.0	3	90.0	0.0	English

Table A2. Complete register, part two: attribution and research indicators (continued, 1 of 19)

ID	Programme	Departments	Fields	Attribution tier	GS mean h	GS mean i10	OA mean h	S2 mean h	PC1	Faculty (TRS)
7	Technological & Management Advances on Intelligent Transportation Electrification Systems	DUTH: Electrical & Computer Engineering	02	T3 declared but unspecified	19.44	37.64	14.12	10.38	1.17	32.0
8	Biomedical and Molecular Sciences - Diagnosis and Treatment of Human Diseases	DUTH: Department of Economics ; DUTH: Medicine	01, 03	T1 explicit multi-unit attribution	17.85	31.01	12.59	5.02	-0.1	142.0
9	Strategic Marketing	AUTH: Department of Economics	01	T4 registry attribution	13.88	18.92	9.42	7.11	-0.15	29.0
10	International Studies – Specialization in European Studies	AUTH: School of Political Sciences	06	T3 declared but unspecified	9.25	9.88	5.5	4.72	-2.18	20.0
13	Identity, Education and Competences for Democratic Culture	NKUA: Department of Educational Studies ; NKUA: Department of Philology	07	T1 explicit multi-unit attribution	6.3	5.5	4.35	1.71	-3.01	67.0
16	Research in Marine Sciences	UAegean: Department of Marine Sciences	04	T4 registry attribution	20.09	37.64	12.43	11.68	1.52	23.0
17	Logistics & Supply Chain Management	AUTH: Department of Economics	01	T4 registry attribution	13.88	18.92	9.42	7.11	-0.15	29.0
19	Analysis and Design of Structures	NTUA: Civil Engineering	02	T4 registry attribution	23.71	48.88	16.21	13.17	3.2	41.0
22	Shipping, Trade and Transport	UAegean: Department of Business Administration	01	T4 registry attribution	10.29	10.93	6.44	5.53	-1.73	17.0
23	Geoinformatics	NTUA: Rural, Surveying & Geoinformatics Eng.	02	T2 partial attribution	19.83	35.0	12.89	6.08	-0.15	17.0
24	MSc in Environment and Development	NTUA: Rural, Surveying & Geoinformatics Eng. ; NTUA: Civil Engineering	02	T2 partial attribution	22.57	44.81	15.24	11.09	2.22	58.0
26	Modern Prevention and Treatment of Pediatric Diseases	UThessaly: Medicine	03	T4 registry attribution	21.31	40.07	13.38	4.97	0.81	162.0
870	Clinical Application of Molecular Medicine	UThessaly: Medicine	03	T4 registry attribution	21.31	40.07	13.38	4.97	0.81	162.0
871	Computer Science	NKUA: Informatics & Telecommunications	02	T4 registry attribution	22.0	42.04	12.83	12.23	2.12	36.0
872	Governance and Public Policies	UoP: Department of Political Science and International Relations	06	T4 registry attribution	7.89	8.78	5.83	4.72	-2.45	19.0
873	Bioentrepreneurship	UThessaly: Department of Biochemistry and Biotechnology	05	T4 registry attribution	22.18	42.36	15.11	0.88	0.04	23.0
874	Integrated Production Management of Milk and Dairy Products	AUA: Department of Food Science and Human Nutrition	05	T4 registry attribution	27.94	56.12	16.1	18.62	3.92	30.0
875	Sustainable Production Systems and Environment in Agriculture	DUTH: Department of Agricultural Development	05	T4 registry attribution	19.77	31.69	15.67	14.0	2.8	15.0
876	Computer, Telecommunications and Network Engineering	NKUA: Informatics & Telecommunications	02	T4 registry attribution	22.0	42.04	12.83	12.23	2.12	36.0
877	Information and Communication Technologies	NKUA: Informatics & Telecommunications	02	T4 registry attribution	22.0	42.04	12.83	12.23	2.12	36.0
879	Health Care Management	UoM: Department of Business Administration	01	T4 registry attribution	17.77	26.86	11.08	8.76	0.35	26.0
880	Local and Regional Development and Local Governance	UoP: Department of Political Science and International Relations ; UoP: Department of Economics	01, 06	T3 declared but unspecified	8.48	9.26	5.53	5.39	-2.2	30.0
882	Architecture and Urban Design	UPatras: Architecture	02	T4 registry attribution	4.29	2.86	2.33	0.0	-3.48	24.0
883	Applied Informatics	UoM: Applied Informatics	02	T4 registry attribution				15.0		12.0
884	Special Education	NKUA: Department of Psychology ; NKUA: School of Physical Education and Sport Science	06, 07	T5 subject-based inference	16.5	23.02	13.8	2.1	-0.72	67.0

ID	Programme	Departments	Fields	Attribution tier	GS mean h	GS mean i10	OA mean h	S2 mean h	PC1	Faculty (TRS)
885	Urban Regeneration, Urban Development and Real Estate	UThessaly: Planning & Regional Development	02	T4 registry attribution	10.58	12.92	9.76	1.0	-2.03	29.0
886	Applied Economics and Data Analysis	UPatras: Department of Economics	01	T4 registry attribution	11.65	13.24	9.62	9.29	-0.91	18.0
887	Sustainable Management of Environmental Changes and Circular Economy	UThessaly: Planning & Regional Development ; UThessaly: Department of Economics ; UThessaly: Department of Environment ; UThessaly: Civil Engineering	01, 02, 05	T3 declared but unspecified	13.27	19.76	11.16	2.84	-1.03	82.0
889	Computational and Statistical Data Analytics	UPatras: Department of Mathematics	04	T4 registry attribution	8.71	12.12	5.38	5.36	-1.67	26.0
890	Robotics	IHU: Civil Engineering	02	T4 registry attribution	9.29	11.86	7.08	8.0	-1.39	14.0
891	Clinical Interventions in Addictions	UoC: Department of Psychology	06	T4 registry attribution	14.2	19.4	9.78	2.46	-1.58	27.0
892	Applied Economics	UThessaly: Department of Economics	01	T4 registry attribution	15.69	30.56	11.3	8.77	0.48	23.0
893	Clinical Pharmacology and Therapeutics	DUTH: Medicine	03	T4 registry attribution	18.75	33.02	13.56	4.67	0.13	123.0
894	Ancient Mediterranean World-History and Archaeology		07	T5 subject-based inference						0.0
895	Post-Industrial Design: Design and Artistic Practices for the Production of Everyday Life	UThessaly: Architecture	02	T4 registry attribution	2.82	1.36	1.38	1.62	-3.68	23.0
896	Advanced Computer and Communication Systems	AUTH: Electrical & Computer Engineering ; AUTH: School of Journalism and Mass Media Studies	02, 06	T3 declared but unspecified	18.56	36.7	12.27	2.26	-0.27	55.0
897	History of Art		06, 07	T5 subject-based inference						0.0
898	Chemistry	UoC: Department of Chemistry	04	T4 registry attribution	20.67	32.92	12.56	10.35	1.28	22.0
900	Environmental Sciences and Engineering	UoC: Department of Chemistry	04	T4 registry attribution	20.67	32.92	12.56	10.35	1.28	22.0
902	History and Documentation		06, 07	T5 subject-based inference						0.0
903	Theory, Praxis and Evaluation of Educational Work	NKUA: Department of Educational Studies	07	T4 registry attribution	9.5	10.25	6.29	0.5	-2.61	17.0
904	Physics	NKUA: Department of Physics	04	T4 registry attribution	33.09	80.62	14.76	10.46	4.69	58.0
905	Journalism and New Media	NKUA: Department of Communication and Media Studies	06	T4 registry attribution	6.54	6.69	4.23	6.48	-1.9	22.0
906	Applied Physics	NKUA: Department of Physics	04	T4 registry attribution	33.09	80.62	14.76	10.46	4.69	58.0
907	MBA Food Business Management	UPatras: Department of Business Administration	01	T4 registry attribution	9.25	9.5	9.16	7.95	-1.16	19.0
908	Geography and Applied Geo-informatics	UAegean: Department of Geography	04	T4 registry attribution	17.33	23.67	14.14	8.44	0.03	20.0
909	Actuarial Science and Risk Management	UNIPI: Department of Statistics and Insurance Science	04	T4 registry attribution	7.92	8.77	7.6	3.94	-2.27	20.0
910	Applied Statistics	UNIPI: Department of Statistics and Insurance Science	04	T4 registry attribution	7.92	8.77	7.6	3.94	-2.27	20.0

Keyed on the identifier of Table A1. Research indicators are those of the attributed department, or the faculty-size-weighted mean where a programme is taught by several. Programme criteria as published by the Ministry of Education and retrieved on 6 September 2026, describing the 2026-27 intake. Research standing is read from the seven field volumes of Edition 2026 of this series, publication window 2012-2025, cited in Section 1A; it is not recomputed here.

Table A2. Complete register, part two: attribution and research indicators (continued, 2 of 19)

ID	Programme	Departments	Fields	Attribution tier	GS mean h	GS mean i10	OA mean h	S2 mean h	PC1	Faculty (TRS)
911	Education and Human Rights	NKUA: Department of Sociology ; NKUA: School of Law ; NKUA: School of Physical Education and Sport Science	06, 07	T5 subject-based inference	8.1	10.17	8.59	3.4	-2.01	157.0
912	Electronics-Radioelectrology and in Control and Computing	NKUA: Department of Physics	04	T3 declared but unspecified	33.09	80.62	14.76	10.46	4.69	58.0
913	Human Geography, Spatial Development and Planning	UAegean: Department of Geography	04	T4 registry attribution	17.33	23.67	14.14	8.44	0.03	20.0
914	Primary Health Care	UThessaly: Medicine	03	T4 registry attribution	21.31	40.07	13.38	4.97	0.81	162.0

ID	Programme	Departments	Fields	Attribution tier	GS mean h	GS mean i10	OA mean h	S2 mean h	PC1	Faculty (TRS)
915	Exercise Physiology, Cardiopulmonary Exercise Testing and Pulmonary Rehabilitation	UThessaly: Medicine	03	T4 registry attribution	21.31	40.07	13.38	4.97	0.81	162.0
916	Sustainable Management of Aquatic Environment	UThessaly: Civil Engineering ; UThessaly: Department of Environment	02, 05	T5 subject-based inference	14.02	18.09	12.42	0.08	-1.21	30.0
917	Education	UPatras: Department of Education and Social Work	06	T4 registry attribution	6.73	5.67	3.31	5.71	-2.52	22.0
918	Audiovisual Arts in the Digital Age	Ionian: Department of Music Studies ; Ionian: Department of Digital Media and Communication	06, 07	T5 subject-based inference	3.25	2.28	3.16	2.94	-3.44	38.0
919	Sport Management and Organization for people with disabilities	UoP: Department of Sport Management	07	T4 registry attribution	9.67	10.83	8.0	3.9	-2.02	13.0
920	Sport Management	UoP: Department of Sport Management	07	T4 registry attribution	9.67	10.83	8.0	3.9	-2.02	13.0
921	Politics in the Era of the Internet	NKUA: Department of Communication and Media Studies	06	T4 registry attribution	6.54	6.69	4.23	6.48	-1.9	22.0
922	Cultural and Cinema Studies	NKUA: Department of Communication and Media Studies	06	T4 registry attribution	6.54	6.69	4.23	6.48	-1.9	22.0
923	Digital Communication Media and Interaction Environments	NKUA: Department of Communication and Media Studies	06	T4 registry attribution	6.54	6.69	4.23	6.48	-1.9	22.0
924	New Technologies in Shipping and Transport	UNIWA: Industrial Design & Production Eng.	02	T4 registry attribution	13.64	24.5	7.06	1.25	-1.63	25.0
925	Project Management, Transportation and Spatial Planning	UThessaly: Planning & Regional Development ; UThessaly: Department of Economics ; UThessaly: Architecture ; UThessaly: Civil Engineering ; UThessaly: Department of Environment	01, 02, 05	T2 partial attribution	10.98	15.73	9.02	2.58	-1.61	105.0
926	Mediterranean Aquaculture		05	T5 subject-based inference						0.0
928	Environmental Education	UAegean: Department of Pre-school Education and Educational Design	07	T4 registry attribution						5.0
929	Information Management in Libraries, Archives, Museums		01, 07	T5 subject-based inference						0.0
930	Science and Technology of Electrical and Computer Engineering	UThessaly: Electrical & Computer Engineering	02	T4 registry attribution	17.93	37.8	10.72	10.6	0.46	23.0
931	Applied Informatics	UThessaly: Electrical & Computer Engineering	02	T4 registry attribution	17.93	37.8	10.72	10.6	0.46	23.0
932	Smart Grid Energy Systems	UThessaly: Electrical & Computer Engineering	02	T4 registry attribution	17.93	37.8	10.72	10.6	0.46	23.0
933	Information and Communication Systems Security	UAegean: Information & Communication Systems Eng.	02	T4 registry attribution	19.09	31.22	14.52	11.39	1.4	26.0
934	Informations Techology and Applications	UNIWA: Informatics & Computer Engineering	02	T4 registry attribution	18.83	41.67	11.75	0.4	-0.43	29.0
935	Food Innovation, Quality and Safety	UNIWA: Department of Food Science and Technology	05	T4 registry attribution	12.89	15.56	10.88	13.15	-0.5	16.0
936	Management and Optimization of Energy Systems	UNIWA: Electrical & Electronics Engineering	02	T4 registry attribution	11.93	16.26	10.65	8.33	-0.6	52.0
937	Sustainable Design of Architectural Space	UNIWA: Department of Interior Architecture	07	T4 registry attribution			16.0	0.0		14.0
938	MSc Artificial Intelligence and Visual Computing – AIVC	UNIWA: Informatics & Computer Engineering ; UNIWA: Electrical & Electronics Engineering	02	T3 declared but unspecified	14.4	25.36	11.04	5.49	-0.54	81.0
939	Management of Educational Organisations	UNIWA: Department of Early Childhood Care and Education	07	T5 subject-based inference	8.8	10.3	4.92	4.07	-2.31	16.0
940	Science in Tourism Entrepreneurship		01	T5 subject-based inference						0.0
941	E-Government	UAegean: Information & Communication Systems Eng.	02	T4 registry attribution	19.09	31.22	14.52	11.39	1.4	26.0

ID	Programme	Departments	Fields	Attribution tier	GS mean h	GS mean i10	OA mean h	S2 mean h	PC1	Faculty (TRS)
942	Mathematics and Science Education	DUTH: Department of Primary Education	07	T4 registry attribution	14.0	20.22	8.79	5.5	-0.81	17.0
943	Digital Innovation and Startup Entrepreneurship	UAegean: Information & Communication Systems Eng.	02	T1 explicit multi-unit attribution	19.09	31.22	14.52	11.39	1.4	26.0
944	Advances in Computer Science and Information Systems	HUA: Informatics & Telematics	02	T4 registry attribution	19.0	32.0	12.43	1.33	-0.64	12.0
945	Advanced and Evidence Based Midwifery Care	UNIWA: Midwifery	03	T4 registry attribution	13.22	19.33	11.83	10.41	-0.43	19.0
947	Geospatial Technologies	UNIWA: Surveying & Geoinformatics Eng.	02	T4 registry attribution	10.0	11.82	8.06	6.07	-1.59	19.0
948	Research in Female Reproduction	UNIWA: Midwifery	03	T4 registry attribution	13.22	19.33	11.83	10.41	-0.43	19.0
949	Education Sciences: Cultural diversity and education	DUTH: Department of Primary Education	07	T4 registry attribution	14.0	20.22	8.79	5.5	-0.81	17.0
950	Internet of Things: Artificial Intelligence and Next Generation Networks	UAegean: Information & Communication Systems Eng.	02	T4 registry attribution	19.09	31.22	14.52	11.39	1.4	26.0
951	Bioinformatics - Computational Biology	NKUA: Department of Biology	05	T4 registry attribution	24.16	45.32	16.0	7.96	2.38	35.0
952	Public Administration - Public Management	UNIWA: Public Health Policies ; UNIWA: Public and Community Health	03	T5 subject-based inference	14.81	24.78	11.89	7.86	-0.12	34.0
953	Information and Communications Systems	UAegean: Information & Communication Systems Eng.	02	T4 registry attribution	19.09	31.22	14.52	11.39	1.4	26.0
954	Public Economics and Policy	UNIWA: Electrical & Electronics Engineering	02	T4 registry attribution	11.93	16.26	10.65	8.33	-0.6	52.0
955	Ecology and Conservation of Biodiversity	NKUA: Department of Biology	05	T4 registry attribution	24.16	45.32	16.0	7.96	2.38	35.0
956	Tourism and Cultural Planning and Development	UThessaly: Planning & Regional Development	02	T4 registry attribution	10.58	12.92	9.76	1.0	-2.03	29.0
957	Research in Electrical and Electronics Engineering	UNIWA: Electrical & Electronics Engineering	02	T4 registry attribution	11.93	16.26	10.65	8.33	-0.6	52.0
958	Biomedical Sciences and Technology in Diagnosis	UNIWA: Biomedical Sciences	03	T4 registry attribution	11.47	15.4	8.32	4.3	-1.04	40.0
959	Applications of Biology in Medicine	NKUA: Department of Biology	05	T4 registry attribution	24.16	45.32	16.0	7.96	2.38	35.0
960	Didactics of Biology	NKUA: Department of Biology	05	T4 registry attribution	24.16	45.32	16.0	7.96	2.38	35.0

Table A2. Complete register, part two: attribution and research indicators (continued, 3 of 19)

ID	Programme	Departments	Fields	Attribution tier	GS mean h	GS mean i10	OA mean h	S2 mean h	PC1	Faculty (TRS)
961	Applied Economics and Finance	UoM: Department of Economics	01	T4 registry attribution	12.08	20.46	8.76	9.17	-0.46	21.0
962	Modern and Contemporary History: New Assumtions and Perpectives	UoP: Department of Philology	07	T5 subject-based inference	2.2	1.6	2.75	0.64	-3.76	15.0
963	Advanced Technologies in Naval Architecture and Marine Engineering	UNIWA: Naval Architecture	02	T4 registry attribution	7.42	7.83	6.43	3.79	-2.31	15.0
964	Computer Science and Engineering	UoC: Computer Science	02	T4 registry attribution	20.2	38.2	19.44	0.67	1.28	17.0
965	Clinical Biochemistry-Molecular Diagnostics	NKUA: Department of Biology	05	T4 registry attribution	24.16	45.32	16.0	7.96	2.38	35.0
966	New Methods in Physiotherapy	UNIWA: Physiotherapy	03	T4 registry attribution	12.25	16.25	10.88	6.77	-1.09	17.0
967	Computational Mechanics	NTUA: Chemical Engineering	02	T4 registry attribution	22.33	42.07	2.86	0.0	-0.86	46.0
968	Mathematics and its Applications	UoC: Department of Mathematics and Applied Mathematics	04	T4 registry attribution	9.37	12.07	5.25	5.09	-1.94	34.0
969	Applied and Computational Mathematics	UoC: Department of Mathematics and Applied Mathematics	04	T4 registry attribution	9.37	12.07	5.25	5.09	-1.94	34.0
970	Advanced Materials and Novel Technologies in the Design of Engineering Structures	DUTH: Civil Engineering	02	T4 registry attribution	16.29	24.88	11.91	10.48	0.22	24.0
971	Analysis and Management of Manmade and Natural Disasters	DUTH: Department of Forestry and Management of the Environment and of Natural Resources	05	T5 subject-based inference	15.31	22.88	12.95	11.32	0.49	21.0

ID	Programme	Departments	Fields	Attribution tier	GS mean h	GS mean i10	OA mean h	S2 mean h	PC1	Faculty (TRS)
972	Law And Economics	AUTH: Department of Economics ; UoM: Department of Business Administration ; UoM: Department of Economics ; AUTH: School of Law ; AUTH: School of Political Sciences	01, 06	T1 explicit multi-unit attribution	9.8	12.5	6.77	5.96	-1.57	166.0
973	Economics	UoM: Department of Economics	01	T2 partial attribution	12.08	20.46	8.76	9.17	-0.46	21.0
974	Information Systems	UoM: Department of Business Administration	01	T4 registry attribution	17.77	26.86	11.08	8.76	0.35	26.0
975	Hydraulic Engineering and Environment	DUTH: Civil Engineering	02	T4 registry attribution	16.29	24.88	11.91	10.48	0.22	24.0
976	Studies in Local History - Interdisciplinary Approaches		06, 07	T5 subject-based inference						0.0
977	Clinical and Industrial Pharmacology - Clinical Toxicology	AUTH: Medicine	03	T4 registry attribution	23.04	48.73	14.62	4.6	0.83	399.0
978	Research in Architecture: Design - Space - Culture	NTUA: Architecture	02	T4 registry attribution	4.5	2.0	2.5	3.0	-3.22	12.0
979	Urban and Regional Planning	NTUA: Architecture ; NTUA: Civil Engineering ; NTUA: Naval Architecture & Marine Eng.	02	T3 declared but unspecified	18.83	35.42	11.79	7.82	0.8	76.0
980	Environmental Sciences	UPatras: Department of Geology ; UPatras: Civil Engineering ; UPatras: Environmental Engineering ; UPatras: Department of Agriculture	02, 04, 05	T3 declared but unspecified	19.79	30.6	14.21	9.96	0.98	68.0
981	Business Administration		01	T5 subject-based inference						0.0
983	Management of Health and Social Care Services		01, 06, 07	T5 subject-based inference						0.0
984	Educational Sciences: Science, Environment and Technology in Education	UoWM: Department of Early Childhood Education	07	T4 registry attribution	11.0	12.0		0.5		14.0
985	Medical Research Methodology	AUTH: Medicine	03	T4 registry attribution	23.04	48.73	14.62	4.6	0.83	399.0
986	Business Administration	UoM: Department of Business Administration	01	T4 registry attribution	17.77	26.86	11.08	8.76	0.35	26.0
987	Mathematical Sciences	UOI: Department of Mathematics	04	T4 registry attribution	11.27	14.36	6.33	6.75	-1.7	23.0
988	Processes and Technology of Advanced Materials	AUTH: Chemical Engineering	02	T4 registry attribution	23.75	48.58	12.76	2.5	0.56	24.0
989	Reuse of Buildings and Complexes	UThessaly: Architecture	02	T4 registry attribution	2.82	1.36	1.38	1.62	-3.68	23.0
990	Policies and Applied Methods for the Protection of the Environment	UNIWA: Civil Engineering	02	T4 registry attribution	9.0	9.86	7.33	5.72	-1.72	21.0
991	Finance and Management for Engineers	UAegean: Department of Business Administration	01	T5 subject-based inference	10.29	10.93	6.44	5.53	-1.73	17.0
992	Master by Research on Financial and Management Engineering		01, 02	T5 subject-based inference						0.0
993	Ancient World: History and Archaeology		07	T5 subject-based inference						0.0
994	Renewable Energy Systems	IHU: Mechanical Engineering	02	T4 registry attribution	13.0	20.67	8.17	5.56	-1.42	14.0
995	Supply Chain Management and Logistics	UThessaly: Mechanical Engineering	02	T4 registry attribution	18.79	34.93	17.83	12.62	2.41	18.0
996	Higher Education Policy: Theory and Praxis	UPatras: Department of Education and Social Work	06	T3 declared but unspecified	6.73	5.67	3.31	5.71	-2.52	22.0
997	Analysis and Management of Energy Systems	UThessaly: Mechanical Engineering	02	T4 registry attribution	18.79	34.93	17.83	12.62	2.41	18.0
999	Environmental Health and Education Sciences: Education for Sustainability	UOI: Department of Early Childhood Education	07	T4 registry attribution	9.6	14.0	3.75	1.62	-2.88	26.0
1001	Educational Sciences: Interdisciplinary Approaches to Early Childhood and Pre-Primary Education	UOI: Department of Early Childhood Education	07	T4 registry attribution	9.6	14.0	3.75	1.62	-2.88	26.0
1002	Financial Managment	IHU: Department of Business Administration	01	T4 registry attribution	8.5	9.0	6.08	5.91	-2.12	12.0

ID	Programme	Departments	Fields	Attribution tier	GS mean h	GS mean i10	OA mean h	S2 mean h	PC1	Faculty (TRS)
1003	Educational Sciences: Creative Educational Environments and Play	UThessaly: Civil Engineering ; UThessaly: Department of Early Childhood Education	02, 07	T5 subject-based inference	10.86	13.42	8.64	2.67	-1.69	43.0
1004	Educational Leadership	DUTH: Department of Primary Education	07	T4 registry attribution	14.0	20.22	8.79	5.5	-0.81	17.0
1005	Diversity and Theatre Pedagogy	DUTH: Department of Primary Education	07	T4 registry attribution	14.0	20.22	8.79	5.5	-0.81	17.0
1006	Integrated Coastal Management	UAegean: Department of Marine Sciences	04	T4 registry attribution	20.09	37.64	12.43	11.68	1.52	23.0
1007	Functional Treatment of Injuries in Athletes and Trainees		03	T5 subject-based inference						0.0
1008	Clinical Exercise and Applications of Technology in Health		05	T5 subject-based inference						0.0
1009	Education and New Technology	UoWM: Department of Early Childhood Education ; UoWM: Department of Management Science and Technology	01, 07	T5 subject-based inference	10.12	10.95	3.0	1.0	-2.93	19.0
1010	Life Sciences Informatics	UPatras: Medicine	03	T4 registry attribution	19.58	36.76	13.48	5.57	0.44	131.0
1011	Management of Chronic Diseases	UNIWA: Nursing	03	T4 registry attribution	14.07	19.0	8.94	7.38	-0.91	35.0

Table A2. Complete register, part two: attribution and research indicators (continued, 4 of 19)

ID	Programme	Departments	Fields	Attribution tier	GS mean h	GS mean i10	OA mean h	S2 mean h	PC1	Faculty (TRS)
1012	Educational Sciences: Mathematics Education	UoWM: Informatics ; UoWM: Department of Mathematics ; UoWM: Department of Early Childhood Education ; UoWM: Department of Statistics and Insurance Science	02, 04, 07	T5 subject-based inference	10.09	11.4	6.24	1.7	-2.36	36.0
1013	Public Discourse and Digital Media	UoWM: Department of Early Childhood Education	07	T4 registry attribution	11.0	12.0		0.5		14.0
1014	Economics and Business Law	DUTH: Department of Law ; DUTH: Department of Political Science ; DUTH: Department of Economics	01, 06	T5 subject-based inference	6.92	8.14	4.88	3.8	-2.82	76.0
1015	Education Sciences: Management and Administration in Education – Educational Leadership	UoWM: Department of Early Childhood Education	07	T5 subject-based inference	11.0	12.0		0.5		14.0
1016	Natural Hazards and Disaster Mitigation	UAegean: Department of Geography	04	T4 registry attribution	17.33	23.67	14.14	8.44	0.03	20.0
1017	Psycho-pedagogical, Didactic and Intercultural Approaches to Humanities	DUTH: Department of Primary Education	07	T5 subject-based inference	14.0	20.22	8.79	5.5	-0.81	17.0
1018	Special Education and Rehabilitation	UoM: Department of Educational and Social Policy	06	T4 registry attribution	11.3	13.8	7.25	5.88	-1.9	18.0
1019	Science of Translation		07	T5 subject-based inference						0.0
1020	Materials Science and Technology	NTUA: Chemical Engineering ; NTUA: Mechanical Engineering	02	T3 declared but unspecified	21.72	40.31	9.54	5.86	0.64	89.0
1021	Nutrition and Dietetics	IHU: Nutritional Sciences and Dietetics	03	T4 registry attribution	29.5	78.33	14.0	3.55	2.23	16.0
1022	Public Law and Public Policy	NKUA: Department of Political Science and Public Administration	06	T4 registry attribution	6.19	5.81	10.73	4.75	-2.0	31.0
1023	Adult Nursing	UOI: Medicine	03	T4 registry attribution	21.22	42.62	14.26	5.62	0.65	153.0
1024	Business Administration	UAegean: Department of Business Administration	01	T4 registry attribution	10.29	10.93	6.44	5.53	-1.73	17.0
1025	Greek Philosophy - Philosophy of Sciences		07	T5 subject-based inference						0.0
1026	Physical Education and Sport Science	NKUA: School of Physical Education and Sport Science	07	T4 registry attribution	15.56	20.31	13.76	1.75	-0.85	48.0
1027	Law and Informatics	UoM: Applied Informatics ; UoM: Department of Economics	01, 02	T1 explicit multi-unit attribution	12.08	20.46	8.76	11.29	-0.95	33.0
1028	MSc in Oil and Gas Technology	DUTH: Department of Chemistry (Kavala)	04	T4 registry attribution	15.46	24.85	13.78	10.11	1.15	18.0

ID	Programme	Departments	Fields	Attribution tier	GS mean h	GS mean i10	OA mean h	S2 mean h	PC1	Faculty (TRS)
1029	CREATIVE WRITING	UoWM: Department of Early Childhood Education	07	T4 registry attribution	11.0	12.0		0.5		14.0
1030	Law And Economics	UNIPI: Department of Business Administration	01	T4 registry attribution	11.42	14.92	7.11	6.0	-1.76	21.0
1031	Executive MBA	UNIPI: Department of Business Administration	01	T4 registry attribution	11.42	14.92	7.11	6.0	-1.76	21.0
1032	New Forms of Education and Learning	UAegean: Department of Pre-school Education and Educational Design	07	T4 registry attribution						5.0
1033	Human Genetics	UThessaly: Medicine	03	T4 registry attribution	21.31	40.07	13.38	4.97	0.81	162.0
1034	Counselling Psychology & Counselling in Special - General Education and Health	UThessaly: Department of Early Childhood Education	07	T5 subject-based inference	8.25	8.44	4.56	5.0	-2.28	23.0
1035	Biology of Physical Activity	NKUA: School of Physical Education and Sport Science	07	T4 registry attribution	15.56	20.31	13.76	1.75	-0.85	48.0
1036	History, Anthropology and Culture in Eastern and Southeastern Europe	UoM: Department of Balkan, Slavic and Oriental Studies	07	T4 registry attribution	5.15	4.04	4.68	5.15	-2.61	33.0
1037	Human Reproduction	DUTH: Medicine	03	T4 registry attribution	18.75	33.02	13.56	4.67	0.13	123.0
1038	Strategic Management of Tourism Destinations and Hospitality Businesses	UAegean: Department of Business Administration	01	T3 declared but unspecified	10.29	10.93	6.44	5.53	-1.73	17.0
1039	Applied Geography and Spatial Planning	HUA: Department of Geography	04	T4 registry attribution	16.08	22.92	10.07	8.56	-0.14	20.0
1040	Accounting and Control of Businesses and Public Organizations	UNIPI: Department of Business Administration	01	T4 registry attribution	11.42	14.92	7.11	6.0	-1.76	21.0
1041	Medical Physics – Radiation Physics	UPatras: Medicine	03	T4 registry attribution	19.58	36.76	13.48	5.57	0.44	131.0
1042	International and European Studies		01	T5 subject-based inference						0.0
1043	Energy: Strategy, Law & Economics	UNIPI: Department of Economics	01	T5 subject-based inference	13.11	21.11	7.9	8.25	-1.25	24.0
1044	Electronic Physics - Radioelectrology	AUTH: School of Physics	04	T4 registry attribution	28.75	72.28	14.85	14.37	5.48	51.0
1045	Sport Tourism, Event Management, Dance	DUTH: Department of Economics ; DUTH: Medicine	01, 03	T5 subject-based inference	17.85	31.01	12.59	5.02	-0.1	142.0
1046	Creative and Adapted Physical Education	DUTH: Department of Primary Education ; DUTH: Electrical & Computer Engineering ; DUTH: Department of Physics (Kavala)	02, 04, 07	T5 subject-based inference	15.08	25.97	10.94	7.47	-0.22	61.0
1047	Chemistry And Materials Technology	UOI: Materials Science & Engineering	02	T4 registry attribution	25.86	63.14	10.09	1.5	-0.01	24.0
1048	Modern Wireless Communications	UoP: Informatics & Telecommunications	02	T4 registry attribution				0.0		9.0
1049	Accounting and Finance	UoM: Department of Accounting and Finance	01	T4 registry attribution	8.62	8.69	6.24	6.35	-1.83	18.0
1050	Accounting Taxation and Financial Management	UoM: Department of Accounting and Finance	01	T4 registry attribution	8.62	8.69	6.24	6.35	-1.83	18.0
1051	Education Sciences – Education with the use of New Technologies		02, 06, 07	T5 subject-based inference						0.0
1052	Political Science and Modern History	Panteion: Department of Political Science and History ; Panteion: Department of Sociology	06	T3 declared but unspecified	5.3	4.45	3.8	2.59	-3.12	58.0
1053	Information and Communication Technologies for Education	NKUA: Department of Communication and Media Studies	06	T3 declared but unspecified	6.54	6.69	4.23	6.48	-1.9	22.0
1054	Business Administration	UNIPI: Department of Business Administration	01	T4 registry attribution	11.42	14.92	7.11	6.0	-1.76	21.0
1055	Total Quality Management International	UNIPI: Department of Business Administration	01	T4 registry attribution	11.42	14.92	7.11	6.0	-1.76	21.0
1057	Technology of Advanced Materials	UOI: Materials Science & Engineering	02	T4 registry attribution	25.86	63.14	10.09	1.5	-0.01	24.0
1058	Politics, Language and Intercultural Communication	Ionian: Department of Digital Media and Communication	06	T5 subject-based inference	7.88	8.12	5.0	5.7	-2.38	10.0
1059	Economic and Business Strategy	UNIPI: Department of Economics	01	T4 registry attribution	13.11	21.11	7.9	8.25	-1.25	24.0

ID	Programme	Departments	Fields	Attribution tier	GS mean h	GS mean i10	OA mean h	S2 mean h	PC1	Faculty (TRS)
1061	Health Economics and Management	UNIPI: Department of Economics	01	T4 registry attribution	13.11	21.11	7.9	8.25	-1.25	24.0

Table A2. Complete register, part two: attribution and research indicators (continued, 5 of 19)

ID	Programme	Departments	Fields	Attribution tier	GS mean h	GS mean i10	OA mean h	S2 mean h	PC1	Faculty (TRS)
1062	Economics of Education and Management of Educational Units	UNIPI: Department of Economics	01	T4 registry attribution	13.11	21.11	7.9	8.25	-1.25	24.0
1063	Green Biology – Plant Organism Biology from Molecule to Environment	UoC: Department of Biology	05	T4 registry attribution	21.0	30.56	15.5	5.07	0.72	25.0
1064	Science and Technology of Polymers and Composite Materials	UPatras: Chemical Engineering	02	T4 registry attribution	25.86	50.95	15.0	12.41	2.82	28.0
1065	Bioeconomy, Circular Economy and Sustainable Development	UNIPI: Department of Economics	01	T4 registry attribution	13.11	21.11	7.9	8.25	-1.25	24.0
1066	Environmental Biology	UoC: Department of Biology	05	T4 registry attribution	21.0	30.56	15.5	5.07	0.72	25.0
1067	Physics of Atmospheric Environment and Global Change	AUTH: School of Physics	04	T4 registry attribution	28.75	72.28	14.85	14.37	5.48	51.0
1068	Green Electric Energy: Intelligent Technologies and Management Strategies	UPatras: Computer Engineering & Informatics	02	T4 registry attribution	16.53	33.47	12.73	8.66	0.95	36.0
1070	Education Sciences through Innovative Technologies and Biomedical Approaches	UNIWA: Biomedical Sciences	03	T4 registry attribution	11.47	15.4	8.32	4.3	-1.04	40.0
1071	Research in Female Reproduction	NKUA: Medicine ; UNIWA: Midwifery ; NKUA: Department of Biology	03, 05	T3 declared but unspecified	29.64	74.9	17.05	5.4	3.14	605.0
1072	Business Administration – Tourism Management	UNIPI: Department of Business Administration	01	T4 registry attribution	11.42	14.92	7.11	6.0	-1.76	21.0
1073	Sociology: Theory, Culture, Transformations	UoC: Department of Sociology	06	T4 registry attribution	7.7	7.2	4.86	2.86	-2.61	24.0
1074	Protein Biotechnology	UoC: Department of Biology	05	T4 registry attribution	21.0	30.56	15.5	5.07	0.72	25.0
1075	Molecular Biology-Biomedicine	UoC: Department of Biology	05	T4 registry attribution	21.0	30.56	15.5	5.07	0.72	25.0
1076	Molecular Cellular Biology and Biotechnology	UOI: Medicine	03	T4 registry attribution	21.22	42.62	14.26	5.62	0.65	153.0
1077	Erasmus Mundus Joint Master Degree in Aquaculture, Environment and Society Plus ACES +	UoC: Department of Biology	05	T4 registry attribution	21.0	30.56	15.5	5.07	0.72	25.0
1078	Applied Economics and Regional Development	Panteion: Department of Economic and Regional Development	01	T4 registry attribution	12.89	16.39	10.52	9.3	-0.13	22.0
1079	Internal Audit, Risk Management and Compliance	NKUA: Department of Economics	01	T4 registry attribution	10.25	12.0	9.06	6.0	-1.59	23.0
1080	Intensive Care Units - Cardiology, Medical and Nursing Care	UNIWA: Nursing	03	T4 registry attribution	14.07	19.0	8.94	7.38	-0.91	35.0
1081	Port Organisation, Operation, Development & Management		01, 05	T5 subject-based inference						0.0
1082	Social Psychology of Conflicts	Panteion: Department of Psychology	06	T4 registry attribution	14.78	19.44	9.4	5.0	-0.82	14.0
1083	Psychology	Panteion: Department of Psychology	06	T4 registry attribution	14.78	19.44	9.4	5.0	-0.82	14.0
1084	Business Administration	NKUA: Department of Economics	01	T4 registry attribution	10.25	12.0	9.06	6.0	-1.59	23.0
1085	Business, Administration, Analytics and Information Systems	NKUA: Department of Economics	01	T4 registry attribution	10.25	12.0	9.06	6.0	-1.59	23.0
1086	Farm Business Management & Consulting in Rural Development	AUA: Department of Agricultural Economics and Rural Development	01	T4 registry attribution	13.05	17.4	7.59	5.78	-0.98	23.0
1087	Quantitative Investing	NKUA: Department of Economics	01	T4 registry attribution	10.25	12.0	9.06	6.0	-1.59	23.0

ID	Programme	Departments	Fields	Attribution tier	GS mean h	GS mean i10	OA mean h	S2 mean h	PC1	Faculty (TRS)
1088	Materials Science and Engineering	UoC: Department of Materials Science and Technology	04	T4 registry attribution	31.73	56.4	19.93	14.0	4.94	21.0
1089	e-Learning	UNIPI: Digital Systems	02	T4 registry attribution	26.33	62.83	15.38	0.33	1.35	21.0
1090	Industrial Automation	UNIWA: Industrial Design & Production Eng.	02	T4 registry attribution	13.64	24.5	7.06	1.25	-1.63	25.0
1092	Sustainable Development	HUA: Department of Economics and Sustainable Development	01	T4 registry attribution	14.8	19.4	10.86	8.17	-0.43	7.0
1093	Information Systems and Services	UNIPI: Digital Systems	02	T4 registry attribution	26.33	62.83	15.38	0.33	1.35	21.0
1094	CyberSecurity and AI Technologies	UNIPI: Digital Systems	02	T4 registry attribution	26.33	62.83	15.38	0.33	1.35	21.0
1095	Arterial Hypertension and Related Cardiovascular-Kidney Diseases	NKUA: Medicine	03	T4 registry attribution	30.55	78.69	17.3	5.07	3.31	551.0
1096	Addictology	NKUA: Medicine	03	T4 registry attribution	30.55	78.69	17.3	5.07	3.31	551.0
1097	Political Economy	NKUA: Department of Economics	01	T4 registry attribution	10.25	12.0	9.06	6.0	-1.59	23.0
1098	Strategic Management and Competitiveness	NKUA: Department of Economics	01	T4 registry attribution	10.25	12.0	9.06	6.0	-1.59	23.0
1099	Algology: Pain Management, Diagnosis and Treatment, Pharmacological, Interventional and Other Techniques	NKUA: Medicine	03	T4 registry attribution	30.55	78.69	17.3	5.07	3.31	551.0
1100	Interventional Radiology	NKUA: Medicine	03	T4 registry attribution	30.55	78.69	17.3	5.07	3.31	551.0
1101	Banking and Finance Law	UNIPI: Department of Banking and Financial Management	01	T4 registry attribution	7.45	7.0	6.36	4.71	-2.11	15.0
1102	Banking and Finance	UNIPI: Department of Banking and Financial Management	01	T4 registry attribution	7.45	7.0	6.36	4.71	-2.11	15.0
1103	Social Research on Regional Development and Social Cohesion	UAegean: Department of Sociology	06	T4 registry attribution	7.17	8.33	4.36	2.59	-2.92	17.0
1104	European Societies and European Integration	UAegean: Department of Sociology	06	T4 registry attribution	7.17	8.33	4.36	2.59	-2.92	17.0
1105	Applied - Clinical Sociology and Arts	UAegean: Department of Sociology	06	T4 registry attribution	7.17	8.33	4.36	2.59	-2.92	17.0
1106	Landscape Architecture	AUA: Department of Crop Science	05	T4 registry attribution	18.43	29.37	14.07	10.61	0.87	50.0
1107	Peak Areas and Innovative Applications in Production and Maintenance of Fruit-vegetables and Floricultural Species	AUA: Department of Crop Science	05	T4 registry attribution	18.43	29.37	14.07	10.61	0.87	50.0
1108	Innovative Applications in Sustainable Agriculture, in Plant Improvement and in Agrometeorology	AUA: Department of Crop Science	05	T4 registry attribution	18.43	29.37	14.07	10.61	0.87	50.0
1109	Integrated Plant Protection and Environmental Management Systems	AUA: Department of Crop Science	05	T4 registry attribution	18.43	29.37	14.07	10.61	0.87	50.0
1110	Algorithms, Logic, and Discrete Mathematics	NKUA: Informatics & Telecommunications	02	T4 registry attribution	22.0	42.04	12.83	12.23	2.12	36.0
1111	Data Science and Information Technologies	NKUA: Informatics & Telecommunications ; NKUA: Medicine ; NKUA: Department of Mathematics ; NKUA: Department of Biology	02, 03, 04, 05	T3 declared but unspecified	28.24	70.21	16.25	5.61	2.81	667.0

Table A2. Complete register, part two: attribution and research indicators (continued, 6 of 19)

ID	Programme	Departments	Fields	Attribution tier	GS mean h	GS mean i10	OA mean h	S2 mean h	PC1	Faculty (TRS)
1112	Respiratory Failure and Mechanical Ventilation	NKUA: Medicine	03	T4 registry attribution	30.55	78.69	17.3	5.07	3.31	551.0
1113	Liaison Psychiatry: Integrative Care of Physical and Mental Health	NKUA: Medicine	03	T4 registry attribution	30.55	78.69	17.3	5.07	3.31	551.0
1114	General Pediatrics and Pediatric Subspecialties: Clinical Practice and Research	NKUA: Medicine	03	T4 registry attribution	30.55	78.69	17.3	5.07	3.31	551.0

ID	Programme	Departments	Fields	Attribution tier	GS mean h	GS mean i10	OA mean h	S2 mean h	PC1	Faculty (TRS)
1115	Minimally Invasive Surgery, Robotic Surgery and Telesurgery	NKUA: Medicine	03	T4 registry attribution	30.55	78.69	17.3	5.07	3.31	551.0
1116	Epidemiology-Research Methodology in Biomedical Sciences, Clinical Practice and Public Health	NKUA: Medicine	03	T4 registry attribution	30.55	78.69	17.3	5.07	3.31	551.0
1117	Interventional Cardiology	NKUA: Medicine	03	T4 registry attribution	30.55	78.69	17.3	5.07	3.31	551.0
1118	Phytoiatrics and Environment	UThessaly: Department of Agriculture, Crop Production and Rural Environment	05	T4 registry attribution	25.53	54.27	17.05	12.55	2.87	26.0
1119	Applied Biomechanics in Orthopaedics	NKUA: Medicine	03	T4 registry attribution	30.55	78.69	17.3	5.07	3.31	551.0
1120	Stress Science and Health Promotion	NKUA: Medicine	03	T4 registry attribution	30.55	78.69	17.3	5.07	3.31	551.0
1121	Clinical Neurophysiology	NKUA: Medicine	03	T4 registry attribution	30.55	78.69	17.3	5.07	3.31	551.0
1122	MSc in Nanomedicine	NKUA: Medicine	03	T4 registry attribution	30.55	78.69	17.3	5.07	3.31	551.0
1123	Clinical Ergospirometry, Exercise, Advanced Technology and Rehabilitation	NKUA: Medicine	03	T4 registry attribution	30.55	78.69	17.3	5.07	3.31	551.0
1124	Thrombosis - Bleeding - Tranfusion Medicine	NKUA: Medicine	03	T4 registry attribution	30.55	78.69	17.3	5.07	3.31	551.0
1125	Rheumatology-musculoskeletal Health	NKUA: Medicine	03	T4 registry attribution	30.55	78.69	17.3	5.07	3.31	551.0
1126	Finance and Shipping	UNIWA: Department of Accounting and Finance	01	T4 registry attribution	8.9	11.9	5.27	4.25	-2.09	18.0
1127	Management and Information Systems	AUTH: Informatics	02	T4 registry attribution	23.29	52.36	14.31	9.48	2.67	30.0
1129	Health Promotion and Education	NKUA: Medicine	03	T4 registry attribution	30.55	78.69	17.3	5.07	3.31	551.0
1130	Molecular and Applied Physiology	NKUA: Medicine	03	T4 registry attribution	30.55	78.69	17.3	5.07	3.31	551.0
1131	Intensive Care Units	NKUA: Medicine	03	T4 registry attribution	30.55	78.69	17.3	5.07	3.31	551.0
1133	Pediatric Respiratory Medicine	NKUA: Medicine	03	T4 registry attribution	30.55	78.69	17.3	5.07	3.31	551.0
1134	Exercise & Health	NKUA: Medicine	03	T4 registry attribution	30.55	78.69	17.3	5.07	3.31	551.0
1135	Biostatistics	NKUA: Medicine	03	T4 registry attribution	30.55	78.69	17.3	5.07	3.31	551.0
1136	Diabets Mellitus and Obesity	NKUA: Medicine	03	T4 registry attribution	30.55	78.69	17.3	5.07	3.31	551.0
1137	Update in Diagnosis in Dermatology and Allergiology	NKUA: Medicine	03	T4 registry attribution	30.55	78.69	17.3	5.07	3.31	551.0
1139	Thoracic Oncology: Current Basic and Clinical Approach and Research	NKUA: Medicine	03	T4 registry attribution	30.55	78.69	17.3	5.07	3.31	551.0
1140	Cardiopulmonary Rehabilitation and Rehabilitation of ICU Patients	NKUA: Medicine	03	T4 registry attribution	30.55	78.69	17.3	5.07	3.31	551.0
1141	Psychodynamic Psychotherapy in Medical Settings	NKUA: Medicine	03	T4 registry attribution	30.55	78.69	17.3	5.07	3.31	551.0
1142	MSc in Molecular Biomedicine: Mechanisms of Disease, Molecular and Cellular Therapies, and Bioinnovation	NKUA: Dentistry ; NKUA: Medicine ; NKUA: Nursing ; NKUA: Pharmacy ; NKUA: Department of Chemistry ; NKUA: Department of Biology	03, 04, 05	T2 partial attribution	27.29	66.23	15.87	5.62	2.54	766.0
1143	Forensic Psychiatry	NKUA: Medicine	03	T4 registry attribution	30.55	78.69	17.3	5.07	3.31	551.0
1144	Child and Adolescent Mental Health and Psychiatry	NKUA: Medicine	03	T4 registry attribution	30.55	78.69	17.3	5.07	3.31	551.0
1145	Surgical Anatomy	NKUA: Medicine	03	T4 registry attribution	30.55	78.69	17.3	5.07	3.31	551.0
1146	Surgical Oncology	NKUA: Medicine	03	T4 registry attribution	30.55	78.69	17.3	5.07	3.31	551.0
1147	Physiology of Aging and Geriatric Syndromes	NKUA: Medicine	03	T4 registry attribution	30.55	78.69	17.3	5.07	3.31	551.0
1149	Molecular Biopathology	NKUA: Medicine	03	T4 registry attribution	30.55	78.69	17.3	5.07	3.31	551.0
1150	Drug discovery and development	UPatras: Pharmacy	03	T4 registry attribution	18.6	29.4	16.13	3.14	-0.26	25.0
1151	Medical Genetics: Clinical and Laboratory Direction	NKUA: Medicine	03	T4 registry attribution	30.55	78.69	17.3	5.07	3.31	551.0
1152	Intensive Care Units-cardiology, Medicalandnursingcare	NKUA: Medicine ; NKUA: Nursing	03	T2 partial attribution	29.79	75.96	16.96	5.3	3.2	583.0
1153	Endovascular Techniques	NKUA: Medicine	03	T4 registry attribution	30.55	78.69	17.3	5.07	3.31	551.0
1154	Medical Physics - Radiation Physics	NKUA: Medicine	03	T4 registry attribution	30.55	78.69	17.3	5.07	3.31	551.0
1155	Metabolic Bone Diseases	NKUA: Medicine	03	T4 registry attribution	30.55	78.69	17.3	5.07	3.31	551.0

ID	Programme	Departments	Fields	Attribution tier	GS mean h	GS mean i10	OA mean h	S2 mean h	PC1	Faculty (TRS)
1156	Neoplastic Disease in Humans: Research and Clinicopathologic Approach in the Context of Precision Medicine (Diagnosis and Targeted Treatment)	NKUA: Medicine	03	T4 registry attribution	30.55	78.69	17.3	5.07	3.31	551.0
1157	Environment and Health. Management of Environmental Health Effects	NKUA: Medicine	03	T4 registry attribution	30.55	78.69	17.3	5.07	3.31	551.0
1158	Mental Health Promotion – Prevention of Psychiatric Disorders	NKUA: Medicine	03	T4 registry attribution	30.55	78.69	17.3	5.07	3.31	551.0
1159	Strategies of Developmntal and Adolescent Health	NKUA: Medicine	03	T4 registry attribution	30.55	78.69	17.3	5.07	3.31	551.0
1160	Pediatric Inectious Diseases	NKUA: Medicine	03	T4 registry attribution	30.55	78.69	17.3	5.07	3.31	551.0
1161	Global Health - Disaster Medicine	NKUA: Medicine	03	T4 registry attribution	30.55	78.69	17.3	5.07	3.31	551.0
1162	Resuscitation	NKUA: Medicine	03	T4 registry attribution	30.55	78.69	17.3	5.07	3.31	551.0
1163	Biodiversity conservation and Biological Resources Management	AUTH: School of Biology	05	T4 registry attribution	19.88	29.88	11.19	7.06	0.23	40.0

Table A2. Complete register, part two: attribution and research indicators (continued, 7 of 19)

ID	Programme	Departments	Fields	Attribution tier	GS mean h	GS mean i10	OA mean h	S2 mean h	PC1	Faculty (TRS)
1164	Latin American and Iberian Studies	NKUA: Department of English Language and Literature	07	T4 registry attribution	4.4	2.8	5.64	1.64	-3.17	25.0
1165	Accounting and Finance	AUEB: Department of Accounting and Finance	01	T4 registry attribution	9.52	9.9	7.46	7.0	-1.55	25.0
1166	Applications in Biology	AUTH: School of Biology	05	T4 registry attribution	19.88	29.88	11.19	7.06	0.23	40.0
1167	Public Policy & Management	AUEB: Department of Management Science and Technology	01	T4 registry attribution	14.53	19.07	8.65	6.84	-0.45	20.0
1168	Business Administration for Executives	AUEB: Department of Business Administration	01	T4 registry attribution	9.94	11.65	8.46	4.93	-1.44	29.0
1169	Banking and Finance	AUEB: Department of International and European Economic Studies	01	T4 registry attribution	10.4	14.8	7.45	5.09	-1.48	24.0
1170	Business Administration	AUEB: Department of Business Administration	01	T4 registry attribution	9.94	11.65	8.46	4.93	-1.44	29.0
1171	Insurance and Financial Risk Analytics	AUEB: Department of Statistics	04	T4 registry attribution	10.31	12.92	7.38	7.17	-1.66	22.0
1172	Applied Economics and Finance	AUEB: Department of Economics	01	T4 registry attribution	8.25	8.25	7.5	7.33	-1.98	20.0
1173	Services Management	AUEB: Department of Business Administration	01	T4 registry attribution	9.94	11.65	8.46	4.93	-1.44	29.0
1174	MSc in Business Analytics	AUEB: Department of Management Science and Technology	01	T4 registry attribution	14.53	19.07	8.65	6.84	-0.45	20.0
1175	MSc in AI and Data Science	AUEB: Informatics	02	T4 registry attribution	18.24	34.0	10.28	12.44	1.73	23.0
1176	Computer Science	AUEB: Informatics	02	T4 registry attribution	18.24	34.0	10.28	12.44	1.73	23.0
1177	Applied Statistics and Data Analytics	AUEB: Department of Statistics	04	T4 registry attribution	10.31	12.92	7.38	7.17	-1.66	22.0
1178	Human Resource Management	AUEB: Department of Management Science and Technology	01	T4 registry attribution	14.53	19.07	8.65	6.84	-0.45	20.0
1179	Digital Methods for the Humanities	AUEB: Informatics	02	T4 registry attribution	18.24	34.0	10.28	12.44	1.73	23.0
1180	Children's Book and Educational Material	UAegean: Department of Pre-school Education and Educational Design	07	T4 registry attribution						5.0
1181	Management Science and Technology	AUEB: Department of Management Science and Technology	01	T4 registry attribution	14.53	19.07	8.65	6.84	-0.45	20.0
1182	MSc in International Shipping, Finance and Management	AUEB: Department of Accounting and Finance ; AUEB: Department of Economics ; AUEB: Department of Business Administration ; AUEB: Department of Management Science and Technology	01	T3 declared but unspecified	10.44	12.04	8.03	6.4	-1.37	94.0
1183	Information Systems	AUEB: Informatics	02	T4 registry attribution	18.24	34.0	10.28	12.44	1.73	23.0

ID	Programme	Departments	Fields	Attribution tier	GS mean h	GS mean i10	OA mean h	S2 mean h	PC1	Faculty (TRS)
1185	MBA International	AUEB: Department of Management Science and Technology	01	T4 registry attribution	14.53	19.07	8.65	6.84	-0.45	20.0
1186	MSc in Marketing and Communication	AUEB: Department of Marketing and Communication	01	T4 registry attribution	12.47	13.93	10.13	8.88	-0.16	19.0
1187	MSc in Financial Management	AUEB: Department of Accounting and Finance	01	T4 registry attribution	9.52	9.9	7.46	7.0	-1.55	25.0
1188	Community and Public Health Nursing	UNIWA: Nursing	03	T4 registry attribution	14.07	19.0	8.94	7.38	-0.91	35.0
1189	Business Administration	AUEB: Department of Business Administration	01	T4 registry attribution	9.94	11.65	8.46	4.93	-1.44	29.0
1190	Cosmetology - Preparation and Evaluation of Cosmetic Products	UPatras: Pharmacy	03	T4 registry attribution	18.6	29.4	16.13	3.14	-0.26	25.0
1191	Digital Media - Computational Intelligence	AUTH: Informatics	02	T4 registry attribution	23.29	52.36	14.31	9.48	2.67	30.0
1192	Applied Accounting and Auditing	UoM: Department of Accounting and Finance	01	T4 registry attribution	8.62	8.69	6.24	6.35	-1.83	18.0
1193	Public Management	UoM: Department of Business Administration	01	T4 registry attribution	17.77	26.86	11.08	8.76	0.35	26.0
1194	Models of Educational Planning and Development	UAegean: Department of Pre-school Education and Educational Design	07	T4 registry attribution						5.0
1195	Advanced Studies in Physics	UPatras: Department of Physics	04	T4 registry attribution	19.67	29.75	16.2	11.95	1.28	23.0
1196	Applied Atmospheric Physics and Electronics	UPatras: Department of Physics	04	T4 registry attribution	19.67	29.75	16.2	11.95	1.28	23.0
1197	Digital Culture, Smart Cities, IoT and Advanced Digital Technologies	UNIPI: Informatics	02	T4 registry attribution	22.15	51.15	13.56	8.27	1.61	20.0
1198	Digital Applications and Innovation	Ionian: Informatics	02	T4 registry attribution	18.78	30.94	13.05	0.17	-0.34	32.0
1199	Education Sciences: Innovative Pedagogical Approaches in Multicultural Environments	DUTH: Department of Primary Education	07	T4 registry attribution	14.0	20.22	8.79	5.5	-0.81	17.0
1200	Shipping	UNIPI: Department of Economics ; UNIPI: Department of Business Administration	01	T5 subject-based inference	12.32	18.22	7.53	7.2	-1.49	45.0
1201	Shipping Management	UNIPI: Department of Economics ; UNIPI: Department of Business Administration ; UNIPI: Department of Banking and Financial Management	01	T5 subject-based inference	11.1	15.42	7.24	6.58	-1.65	60.0
1202	Sustainable Blue Economy		01	T5 subject-based inference						0.0
1203	Disease of the nose, maxillofacial area and cranial base	UPatras: Medicine	03	T4 registry attribution	19.58	36.76	13.48	5.57	0.44	131.0
1204	Clinical Trials: Design and Conduct	NKUA: Medicine	03	T4 registry attribution	30.55	78.69	17.3	5.07	3.31	551.0
1205	Development of New Drugs: Research, Launch and Access	NKUA: Medicine	03	T4 registry attribution	30.55	78.69	17.3	5.07	3.31	551.0
1206	Studies in Classical, Byzantine and Modern Greek Literature	UPatras: Department of Philology	07	T4 registry attribution						4.0
1207	Treatment and Rehabilitation of Spinal Cord Lesions. Spinal Pain Management	NKUA: Medicine	03	T4 registry attribution	30.55	78.69	17.3	5.07	3.31	551.0
1208	Neuroimmunology	AUTH: Medicine ; AUTH: Pharmacy ; AUTH: School of Chemistry ; AUTH: School of Biology	03, 04, 05	T3 declared but unspecified	22.94	46.89	15.65	4.57	0.89	518.0
1209	Adult Education, Special Education	UoM: Department of Educational and Social Policy	06	T4 registry attribution	11.3	13.8	7.25	5.88	-1.9	18.0
1210	History of Medicine and Biological Anthropology: Health, Disease and Natural Selection	AUTH: Medicine	03	T4 registry attribution	23.04	48.73	14.62	4.6	0.83	399.0
1211	Occupational, Environmental, and Pharmaceytical Risk Assessment	NKUA: Medicine	03	T4 registry attribution	30.55	78.69	17.3	5.07	3.31	551.0
1212	Public Health and Health Policy	AUTH: Medicine	03	T4 registry attribution	23.04	48.73	14.62	4.6	0.83	399.0

Table A2. Complete register, part two: attribution and research indicators (continued, 8 of 19)

ID	Programme	Departments	Fields	Attribution tier	GS mean h	GS mean i10	OA mean h	S2 mean h	PC1	Faculty (TRS)
1213	Primary Health Care	AUTH: Medicine	03	T4 registry attribution	23.04	48.73	14.62	4.6	0.83	399.0
1214	High Risk Pregnancy	NKUA: Medicine	03	T4 registry attribution	30.55	78.69	17.3	5.07	3.31	551.0
1215	MA in English Language, Linguistics and Translation	NKUA: Department of English Language and Literature	07	T4 registry attribution	4.4	2.8	5.64	1.64	-3.17	25.0
1216	Sustainable Agricultural Production Systems and Climate Change	AUTH: School of Agriculture	05	T4 registry attribution	20.55	32.86	17.16	12.16	1.56	64.0
1217	Biotechnology - Quality Assessment in Nutrition and the Environment	UThessaly: Department of Biochemistry and Biotechnology	05	T4 registry attribution	22.18	42.36	15.11	0.88	0.04	23.0
1218	Applications of Molecular Biology - Genetics, Diagnostic Biomarkers	UThessaly: Department of Biochemistry and Biotechnology	05	T4 registry attribution	22.18	42.36	15.11	0.88	0.04	23.0
1219	Byzantine Philology and Papyrology-Paleography	AUTH: School of Philosophy and Education	07	T4 registry attribution	10.56	14.78	7.77	2.71	-2.02	23.0
1220	Studies in Mathematics	UAegean: Department of Mathematics	04	T4 registry attribution	6.0	6.0	5.33	3.11	-2.86	15.0
1221	Innovation, Technology and Business Management	DUTH: Production & Management Engineering	02	T4 registry attribution	19.07	32.21	15.33	12.54	1.55	16.0
1222	Sports and Health	AUTH: Medicine	03	T4 registry attribution	23.04	48.73	14.62	4.6	0.83	399.0
1223	Computational Physics	AUTH: School of Physics	04	T4 registry attribution	28.75	72.28	14.85	14.37	5.48	51.0
1224	Informatics and Computational Medicine	UThessaly: Computer Science & Biomedical Informatics	02	T4 registry attribution						10.0
1225	Education and Culture	HUA: Department of Economics and Sustainable Development	01	T4 registry attribution	14.8	19.4	10.86	8.17	-0.43	7.0
1226	Earth Science and Environment	NKUA: Department of Geology and Geoenvironment	04	T4 registry attribution	20.78	39.22	12.37	13.48	1.18	39.0
1227	Applied and Environmental Geology and Geohazards	AUTH: School of Geology	04	T4 registry attribution	20.37	32.58	14.12	2.33	-0.18	34.0
1228	Data and Computer Systems Engineering	UOI: Computer Science & Engineering	02	T4 registry attribution	15.43	23.76	8.64	8.25	-0.44	29.0
1229	Reproductive Regenerative Medicine	NKUA: Medicine	03	T4 registry attribution	30.55	78.69	17.3	5.07	3.31	551.0
1230	Museum Studies	NKUA: Department of History and Archaeology	07	T4 registry attribution	5.31	3.77	4.55	1.46	-3.3	35.0
1231	Audiology and Neurotology	NKUA: Medicine	03	T4 registry attribution	30.55	78.69	17.3	5.07	3.31	551.0
1232	Biomedical Sciences	UPatras: Medicine	03	T4 registry attribution	19.58	36.76	13.48	5.57	0.44	131.0
1233	MA in Greek and Eastern Mediterranean Archaeology: From the Bronze Age Palaces to the Hellenistic Kingdoms	NKUA: Department of History and Archaeology	07	T4 registry attribution	5.31	3.77	4.55	1.46	-3.3	35.0
1234	Educational Administration and Management	UThessaly: Department of Early Childhood Education ; UThessaly: Department of Business Administration	01, 07	T5 subject-based inference	11.24	17.49	6.56	5.87	-1.38	38.0
1235	Tourism and Local Development	AUTH: Department of Economics	01	T4 registry attribution	13.88	18.92	9.42	7.11	-0.15	29.0
1236	Human - Computer Interaction	UPatras: Electrical & Computer Engineering	02	T4 registry attribution	16.04	28.52	12.63	10.0	0.54	35.0
1237	Physical and Chemical Methods for the Diagnosis of Corruption in Materials of Cultural Heritage	AUTH: School of Chemistry	04	T4 registry attribution	23.15	43.81	24.52	1.91	1.49	60.0
1238	Quality Control-Chemical Analysis-Environment	AUTH: School of Chemistry	04	T4 registry attribution	23.15	43.81	24.52	1.91	1.49	60.0
1239	Electrochemical Systems Science and Technology	AUTH: School of Chemistry	04	T4 registry attribution	23.15	43.81	24.52	1.91	1.49	60.0
1240	Synthetic Chemistry, Biochemistry and Applications	AUTH: School of Chemistry	04	T4 registry attribution	23.15	43.81	24.52	1.91	1.49	60.0
1241	Chemical Technology and Industrial Applications	AUTH: School of Chemistry	04	T4 registry attribution	23.15	43.81	24.52	1.91	1.49	60.0
1242	Molecular Design and Modeling - Chemical Education	AUTH: School of Chemistry	04	T4 registry attribution	23.15	43.81	24.52	1.91	1.49	60.0

ID	Programme	Departments	Fields	Attribution tier	GS mean h	GS mean i10	OA mean h	S2 mean h	PC1	Faculty (TRS)
1243	Language and Culture in the German-speaking Area	AUTH: School of German Language and Literature	07	T4 registry attribution	7.0	7.1	3.58	2.94	-2.33	19.0
1244	Food Chemistry	NKUA: Department of Chemistry	04	T4 registry attribution	25.44	55.63	18.55	12.26	2.69	46.0
1245	Paleontology-Geobiology	AUTH: School of Geology	04	T4 registry attribution	20.37	32.58	14.12	2.33	-0.18	34.0
1246	Semiotics, Culture and Communication	AUTH: School of English Language and Literature	07	T4 registry attribution	7.64	8.79	4.5	3.15	-2.61	24.0
1247	Languages, Communication and Management of Educational Services in Modern Social, Economic and Technological Environment	AUTH: School of English Language and Literature	07	T4 registry attribution	7.64	8.79	4.5	3.15	-2.61	24.0
1248	Kinesiology	AUTH: School of Physical Education and Sports Science	07	T4 registry attribution	15.24	23.24	8.3	6.5	-0.85	35.0
1249	Political Science and Sociology	NKUA: Department of Political Science and Public Administration	06	T4 registry attribution	6.19	5.81	10.73	4.75	-2.0	31.0
1250	Cognitive Psychology and Applications	AUTH: School of Psychology	06	T4 registry attribution	16.0	23.89	12.67	7.95	2.28	22.0
1251	Clinical Psychology and Neuropsychology	AUTH: School of Psychology	06	T4 registry attribution	16.0	23.89	12.67	7.95	2.28	22.0
1252	Mathematics Education	NKUA: Department of Mathematics	04	T4 registry attribution	8.19	8.33	6.35	5.13	-2.49	45.0
1253	Soil, Water, Energy Resources and Agricultural Environment Management	AUTH: School of Agriculture	05	T4 registry attribution	20.55	32.86	17.16	12.16	1.56	64.0
1254	Audio Arts and Technologies	Ionian: Informatics ; Ionian: Department of Environment ; Ionian: Department of Music Studies	02, 05, 07	T3 declared but unspecified	11.35	17.26	8.31	2.9	-1.61	76.0
1255	School Psychology	AUTH: School of Psychology	06	T4 registry attribution	16.0	23.89	12.67	7.95	2.28	22.0
1257	Archaeological Materials Science - ARCHMAT	AUTH: School of Chemistry	04	T4 registry attribution	23.15	43.81	24.52	1.91	1.49	60.0
1258	Materials Science	UPatras: Materials Science	02	T4 registry attribution	21.39	41.28	9.25	16.44	2.14	20.0
1259	Sleep - Related Breathing Disorders - Laboratory and Clinical Sleep Medicine	NKUA: Medicine	03	T4 registry attribution	30.55	78.69	17.3	5.07	3.31	551.0
1260	Conference Interpreting and Translation	AUTH: School of English Language and Literature	07	T4 registry attribution	7.64	8.79	4.5	3.15	-2.61	24.0
1261	Bioinformatics	UoC: Computer Science ; UoC: Medicine ; UoC: Department of Chemistry ; UoC: Department of Biology	02, 03, 04, 05	T3 declared but unspecified	23.16	43.18	14.5	6.46	1.37	192.0

Table A2. Complete register, part two: attribution and research indicators (continued, 9 of 19)

ID	Programme	Departments	Fields	Attribution tier	GS mean h	GS mean i10	OA mean h	S2 mean h	PC1	Faculty (TRS)
1262	Museology – Cultural Management	AUTH: Architecture	02	T4 registry attribution	5.12	4.88	3.37	3.58	-3.06	26.0
1263	Political Analysis	AUTH: School of Political Sciences	06	T4 registry attribution	9.25	9.88	5.5	4.72	-2.18	20.0
1264	Governance - Regional Development	AUTH: School of Political Sciences	06	T4 registry attribution	9.25	9.88	5.5	4.72	-2.18	20.0
1265	History and Philosophy of Science and Technology	NKUA: Department of History and Philosophy of Science	07	T4 registry attribution	7.31	6.46	6.44	3.85	-2.57	24.0
1266	Political System and Public Policies	UoC: Department of Political Science	06	T4 registry attribution	3.14	1.14	4.25	1.69	-3.47	30.0
1267	Public Health - Primary Health Care - Health Services	UoC: Medicine	03	T4 registry attribution	24.41	48.07	13.98	6.84	1.53	128.0
1268	Classical Philology	AUTH: School of Philosophy and Education	07	T4 registry attribution	10.56	14.78	7.77	2.71	-2.02	23.0
1269	Medicinal Chemistry and Chemical Biology	UPatras: Department of Chemistry	04	T4 registry attribution	20.84	35.68	15.67	11.31	1.52	32.0
1270	Music Pedagogy	Ionian: Department of Music Studies	07	T4 registry attribution	1.6	0.2	2.5	1.95	-3.82	28.0

ID	Programme	Departments	Fields	Attribution tier	GS mean h	GS mean i10	OA mean h	S2 mean h	PC1	Faculty (TRS)
1271	Advanced Physics	UoC: Department of Physics	04	T4 registry attribution	23.86	45.07	13.79	12.18	2.12	21.0
1272	INTERNATIONAL STUDIES		01, 06	T5 subject-based inference						0.0
1273	Soccer training and Injury Prevention	AUTH: School of Physical Education and Sports Science	07	T4 registry attribution	15.24	23.24	8.3	6.5	-0.85	35.0
1274	Photonics and Nanoelectronics	UoC: Department of Physics	04	T4 registry attribution	23.86	45.07	13.79	12.18	2.12	21.0
1275	Fine Arts and Art Sciences		07	T5 subject-based inference						0.0
1276	Landscape Architecture	AUTH: Architecture	02	T4 registry attribution	5.12	4.88	3.37	3.58	-3.06	26.0
1277	Linguistics		07	T5 subject-based inference						0.0
1278	Design and Construction of Underground Works	NTUA: Mining & Metallurgical Engineering	02	T4 registry attribution	15.8	23.2	11.95	2.0	-1.0	33.0
1279	Didactics of Physics and Educational Technology	AUTH: School of Physics	04	T4 registry attribution	28.75	72.28	14.85	14.37	5.48	51.0
1280	MSc in Science, Technology, Society—Science and Technology Studies	NKUA: Department of History and Philosophy of Science ; NKUA: Medicine ; NKUA: Aerospace Science & Technology	02, 03, 07	T3 declared but unspecified	29.32	74.73	16.77	4.92	2.99	587.0
1281	Advanced Design: Innovation and Transdisciplinarity in Design	AUTH: Architecture ; AUTH: Department of Economics	01, 02	T2 partial attribution	9.74	12.28	6.56	5.44	-1.53	55.0
1282	Theology and Culture	AUTH: School of Theology	07	T4 registry attribution	3.33	2.0	8.88	1.57	-2.33	30.0
1283	Byzantine and Modern Greek Philology		07	T5 subject-based inference						0.0
1284	Theater and Film Studies		07	T3 declared but unspecified						0.0
1285	Classical Studies		07	T5 subject-based inference						0.0
1286	MA in Classical Archaeology and the Ancient History of Macedonia		07	T5 subject-based inference						0.0
1287	Executive MBA	IHU: Department of Business Administration ; IHU: Department of Management Science and Technology	01	T5 subject-based inference	9.68	11.94	7.23	5.54	-1.74	26.0
1288	MA in Black Sea and Eastern Mediterranean Studies: Culture and International Relations		07	T5 subject-based inference						0.0
1290	MA in Art Law and Arts Management	IHU: Department of Management Science and Technology	01	T5 subject-based inference	10.69	14.46	8.21	5.23	-1.41	14.0
1291	MSc in Energy Law, Business, Regulation and Policy	IHU: Mechanical Engineering	02	T5 subject-based inference	13.0	20.67	8.17	5.56	-1.42	14.0
1292	MSc in Bioeconomy: Biotechnology and Law	IHU: Department of Agriculture	05	T5 subject-based inference	14.11	25.95	7.89	6.17	-0.69	33.0
1293	MSc in Data Science	IHU: Department of Management Science and Technology	01	T4 registry attribution	10.69	14.46	8.21	5.23	-1.41	14.0
1294	MSc in Information and Communication Technology Systems	IHU: Department of Management Science and Technology	01	T4 registry attribution	10.69	14.46	8.21	5.23	-1.41	14.0
1295	Archaeology and History of the Ancient World: from the Early Prehistory to Late Antiquity.	NKUA: Department of History and Archaeology	07	T4 registry attribution	5.31	3.77	4.55	1.46	-3.3	35.0
1296	The world of Byzantium: History and Archaeology	NKUA: Department of History and Archaeology	07	T4 registry attribution	5.31	3.77	4.55	1.46	-3.3	35.0
1297	Modern and Contemporary History and History of Art	NKUA: Department of History and Archaeology	07	T4 registry attribution	5.31	3.77	4.55	1.46	-3.3	35.0
1298	MSc in e-Business and Digital Marketing	IHU: Department of Management Science and Technology	01	T4 registry attribution	10.69	14.46	8.21	5.23	-1.41	14.0
1299	MSc in Mobile and Web Computing: Internet of Things Applications	IHU: Department of Management Science and Technology	01	T4 registry attribution	10.69	14.46	8.21	5.23	-1.41	14.0
1300	Chemistry	UPatras: Department of Chemistry	04	T4 registry attribution	20.84	35.68	15.67	11.31	1.52	32.0
1301	Methodology of modern treatment of renal failure	DUTH: Medicine	03	T4 registry attribution	18.75	33.02	13.56	4.67	0.13	123.0

ID	Programme	Departments	Fields	Attribution tier	GS mean h	GS mean i10	OA mean h	S2 mean h	PC1	Faculty (TRS)
1302	MSc in Cybersecurity	IHU: Department of Management Science and Technology	01	T4 registry attribution	10.69	14.46	8.21	5.23	-1.41	14.0
1303	MSc in Energy Systems	IHU: Department of Management Science and Technology	01	T4 registry attribution	10.69	14.46	8.21	5.23	-1.41	14.0
1304	MSc in Energy and Finance	IHU: Department of Management Science and Technology	01	T4 registry attribution	10.69	14.46	8.21	5.23	-1.41	14.0
1305	MSc in Energy Building Design	IHU: Department of Management Science and Technology	01	T4 registry attribution	10.69	14.46	8.21	5.23	-1.41	14.0
1306	MSc in Environmental Management and Sustainability	IHU: Department of Management Science and Technology	01	T4 registry attribution	10.69	14.46	8.21	5.23	-1.41	14.0
1307	MSc in Strategic Product Design	IHU: Department of Management Science and Technology	01	T4 registry attribution	10.69	14.46	8.21	5.23	-1.41	14.0
1308	MSc in Smart Cities and Communities	IHU: Department of Management Science and Technology	01	T3 declared but unspecified	10.69	14.46	8.21	5.23	-1.41	14.0
1309	Italian Studies and Language Sciences	AUTH: School of Italian Language and Literature	07	T4 registry attribution	8.5	7.33	3.8	2.13	-3.02	16.0
1310	MSc in Banking, Financial Technology (Fintech) and Risk Management	IHU: Department of Accounting and Finance ; IHU: Department of Management Science and Technology	01	T5 subject-based inference	11.68	15.98	7.36	5.36	-1.47	28.0

Table A2. Complete register, part two: attribution and research indicators (continued, 10 of 19)

ID	Programme	Departments	Fields	Attribution tier	GS mean h	GS mean i10	OA mean h	S2 mean h	PC1	Faculty (TRS)
1311	MSc in Management	IHU: Department of Management Science and Technology ; IHU: Department of Organisation Management, Marketing and Tourism	01	T5 subject-based inference	10.15	11.96	6.87	5.65	-1.65	37.0
1312	MSc in International Accounting, Auditing and Taxation	IHU: Department of Accounting and Finance ; IHU: Department of Business Administration	01	T5 subject-based inference	10.74	13.58	6.31	5.69	-1.8	26.0
1313	MSc in Hospitality and Tourism Management	IHU: Department of Business Administration ; IHU: Department of Organisation Management, Marketing and Tourism ; IHU: Department of Management Science and Technology	01	T5 subject-based inference	9.75	11.24	6.67	5.71	-1.76	49.0
1314	MSc in Sustainable Agriculture and Business	IHU: Department of Agriculture ; IHU: Environmental Engineering ; IHU: Department of Business Administration	01, 02, 05	T5 subject-based inference	12.52	20.34	7.81	6.03	-1.09	55.0
1315	Linguistic, Literal and Intercultural studies in francophone european area	AUTH: School of English Language and Literature	07	T4 registry attribution	7.64	8.79	4.5	3.15	-2.61	24.0
1316	The Ancient Greek Theatre and Its Reception	UPatras: Department of Philology	07	T5 subject-based inference						4.0
1317	Artificial Intelligence	AUTH: Informatics	02	T4 registry attribution	23.29	52.36	14.31	9.48	2.67	30.0
1318	Data and Web Science	AUTH: Informatics	02	T4 registry attribution	23.29	52.36	14.31	9.48	2.67	30.0
1319	Communication Networks and Systems Security	AUTH: Informatics	02	T4 registry attribution	23.29	52.36	14.31	9.48	2.67	30.0
1320	Interactive hardware and software technologies	AUTH: Informatics	02	T4 registry attribution	23.29	52.36	14.31	9.48	2.67	30.0
1321	Genetics, Plant Breeding and Production of Plant Propagation Material	AUTH: School of Agriculture	05	T4 registry attribution	20.55	32.86	17.16	12.16	1.56	64.0
1322	Applied Nutrition and Dietetics	HUA: Nutrition and Dietetics	03	T4 registry attribution	31.73	74.45	15.0	12.22	6.26	23.0
1323	Journalism	AUTH: School of Journalism and Mass Media Studies	06	T4 registry attribution	13.45	21.45	9.25	4.89	-1.13	19.0
1324	Communication	AUTH: School of Journalism and Mass Media Studies	06	T4 registry attribution	13.45	21.45	9.25	4.89	-1.13	19.0

ID	Programme	Departments	Fields	Attribution tier	GS mean h	GS mean i10	OA mean h	S2 mean h	PC1	Faculty (TRS)
1325	Digital Media, Communication and Journalism	AUTH: School of Journalism and Mass Media Studies	06	T4 registry attribution	13.45	21.45	9.25	4.89	-1.13	19.0
1326	Archaeology, Arts and Culture	AUTH: School of History and Archaeology	07	T4 registry attribution	5.71	5.21	4.81	3.06	-2.95	41.0
1327	Historical Research	AUTH: School of History and Archaeology	07	T4 registry attribution	5.71	5.21	4.81	3.06	-2.95	41.0
1328	Brain & Mind	UoC: Medicine	03	T4 registry attribution	24.41	48.07	13.98	6.84	1.53	128.0
1329	Chemistry Education, Information and Communication Technology and Education for Sustainable Development	NKUA: Department of Chemistry	04	T4 registry attribution	25.44	55.63	18.55	12.26	2.69	46.0
1330	Modern Greek Philology: Interpretation, criticism and textual studies	AUTH: School of Philosophy and Education	07	T4 registry attribution	10.56	14.78	7.77	2.71	-2.02	23.0
1331	Business Administration	UPatras: Department of Business Administration	01	T4 registry attribution	9.25	9.5	9.16	7.95	-1.16	19.0
1332	Management and Business Administration in Food & Agribusiness	AUA: Department of Agricultural Economics and Rural Development	01	T3 declared but unspecified	13.05	17.4	7.59	5.78	-0.98	23.0
1335	Research Methodology in Biomedicine, Biostatistics and Clinical Bioinformatics	UThessaly: Medicine	03	T4 registry attribution	21.31	40.07	13.38	4.97	0.81	162.0
1336	Vaccines and Prevention of Infectious Diseases	UoC: Medicine	03	T4 registry attribution	24.41	48.07	13.98	6.84	1.53	128.0
1337	Theatre and Society: Theory, Stage Practice and Didactics	UoP: Department of Theatre Studies	07	T4 registry attribution	3.5	2.0	2.0	2.56	-3.51	13.0
1338	Stroke – Cerebrovascular Diseases	DUTH: Medicine	03	T4 registry attribution	18.75	33.02	13.56	4.67	0.13	123.0
1339	Emergencies and Intensive Care in Children, Adolescents and Young Adults	UoC: Medicine	03	T4 registry attribution	24.41	48.07	13.98	6.84	1.53	128.0
1340	Molecular Basis of Human Diseases	UoC: Medicine	03	T4 registry attribution	24.41	48.07	13.98	6.84	1.53	128.0
1341	Oncology: From Oncogenesis to Therapy	UoC: Medicine ; UoC: Department of Chemistry ; UoC: Department of Biology	03, 04, 05	T2 partial attribution	23.45	43.66	14.02	7.03	1.38	175.0
1342	Social Psychiatry	DUTH: Medicine	03	T4 registry attribution	18.75	33.02	13.56	4.67	0.13	123.0
1346	Industrial Management and Technology	UNIPI: Department of Business Administration ; UNIPI: Department of Banking and Financial Management	01	T5 subject-based inference	9.77	11.62	6.8	5.46	-1.91	36.0
1347	Environmental Engineering and Science	DUTH: Environmental Engineering	02	T4 registry attribution						8.0
1348	Theoretical and Applied Mathematics - Thema	UPatras: Department of Mathematics	04	T4 registry attribution	8.71	12.12	5.38	5.36	-1.67	26.0
1349	Clinical - Surgical Anatomy	DUTH: Medicine	03	T4 registry attribution	18.75	33.02	13.56	4.67	0.13	123.0
1350	Civil Law	NKUA: School of Law	06	T4 registry attribution	4.96	5.92	6.51	4.19	-2.47	105.0
1351	Business Law	NKUA: School of Law	06	T4 registry attribution	4.96	5.92	6.51	4.19	-2.47	105.0
1352	Cybersecurity and Data Science	UNIPI: Informatics	02	T4 registry attribution	22.15	51.15	13.56	8.27	1.61	20.0
1353	Sciences of education: Theory and Education	UoC: Department of Preschool Education	07	T4 registry attribution	11.0	14.94	3.61	3.95	-1.55	24.0
1354	Business Administration Executive	UAegean: Department of Business Administration	01	T4 registry attribution	10.29	10.93	6.44	5.53	-1.73	17.0
1355	Acounting and Auditing	UThessaly: Department of Economics	01	T4 registry attribution	15.69	30.56	11.3	8.77	0.48	23.0
1356	Business Mathematics	AUEB: Informatics	02	T4 registry attribution	18.24	34.0	10.28	12.44	1.73	23.0
1357	Nutrition in Health and Disease	UThessaly: Medicine	03	T4 registry attribution	21.31	40.07	13.38	4.97	0.81	162.0
1358	Drama and Performing Arts in Education and Lifelong Learning	UoP: Department of Theatre Studies	07	T4 registry attribution	3.5	2.0	2.0	2.56	-3.51	13.0
1359	Education for Sustainability and Environnment	UThessaly: Department of Early Childhood Education	07	T5 subject-based inference	8.25	8.44	4.56	5.0	-2.28	23.0
1360	Management and Rehabilitation of Patients in Critical Illness	UThessaly: Medicine	03	T4 registry attribution	21.31	40.07	13.38	4.97	0.81	162.0
1361	Deontology and Ethics in Biomedical Sciences	UThessaly: Medicine	03	T4 registry attribution	21.31	40.07	13.38	4.97	0.81	162.0
1362	Spatial Planning for Sustainable and Resilient Development	AUTH: Spatial Planning & Development	02	T4 registry attribution	13.2	18.73	9.44	8.71	-0.16	18.0

ID	Programme	Departments	Fields	Attribution tier	GS mean h	GS mean i10	OA mean h	S2 mean h	PC1	Faculty (TRS)
1363	Human Rights and Migration Studies	UoM: Department of Balkan, Slavic and Oriental Studies	07	T4 registry attribution	5.15	4.04	4.68	5.15	-2.61	33.0

Table A2. Complete register, part two: attribution and research indicators (continued, 11 of 19)

ID	Programme	Departments	Fields	Attribution tier	GS mean h	GS mean i10	OA mean h	S2 mean h	PC1	Faculty (TRS)
1364	Byzantine Studies		07	T5 subject-based inference						0.0
1365	Community Dentistry, Prevention and Oral Health	NKUA: Dentistry	03	T4 registry attribution	12.86	17.63	7.97	4.75	-1.37	66.0
1366	Biology of Reproduction - Biomarkers in Obstetrics and Gynaecology - Perinatal Medicine	UThessaly: Medicine	03	T4 registry attribution	21.31	40.07	13.38	4.97	0.81	162.0
1367	Pathology and Therapeutics of Dental and Periodontal Tissues	NKUA: Dentistry	03	T4 registry attribution	12.86	17.63	7.97	4.75	-1.37	66.0
1368	Prosthodontics - Orofacial Pain	NKUA: Dentistry	03	T4 registry attribution	12.86	17.63	7.97	4.75	-1.37	66.0
1369	Oral Pathology, Surgery and Radiology	NKUA: Dentistry	03	T4 registry attribution	12.86	17.63	7.97	4.75	-1.37	66.0
1370	Ancient and Greek Modern Literature	UoP: Department of Philology	07	T4 registry attribution	2.2	1.6	2.75	0.64	-3.76	15.0
1371	Taxation and Financial Management of Strategic Decisions	UoM: Department of Business Administration	01	T4 registry attribution	17.77	26.86	11.08	8.76	0.35	26.0
1372	MSc in Cybersecurity	UNIWA: Informatics & Computer Engineering	02	T4 registry attribution	18.83	41.67	11.75	0.4	-0.43	29.0
1373	Applications of Psychology in Education: Alternative-Experiential and Tangible-Multimodal Psychoeducational Approaches	UoC: Department of Preschool Education	07	T4 registry attribution	11.0	14.94	3.61	3.95	-1.55	24.0
1374	Education Sciences: Pedagogical and Teaching Practice	UoC: Department of Preschool Education	07	T4 registry attribution	11.0	14.94	3.61	3.95	-1.55	24.0
1375	Mathematics and Education	UoC: Department of Mathematics and Applied Mathematics	04	T4 registry attribution	9.37	12.07	5.25	5.09	-1.94	34.0
1377	Philosophy: Knowledge, Values and Society		07	T5 subject-based inference						0.0
1378	Education sciences: Art and Education	UoC: Department of Preschool Education	07	T4 registry attribution	11.0	14.94	3.61	3.95	-1.55	24.0
1379	Education Sciences: Developmental Psychology and Pedagogical Applications	UoC: Department of Preschool Education	07	T4 registry attribution	11.0	14.94	3.61	3.95	-1.55	24.0
1380	Special Education	UoC: Department of Primary Education	07	T4 registry attribution	6.46	5.92	6.82	4.9	-2.62	27.0
1381	Sport, Recreation and Sports Tourism Management	AUTH: School of Physical Education and Sports Science	07	T4 registry attribution	15.24	23.24	8.3	6.5	-0.85	35.0
1382	Education in Physical Education	AUTH: School of Physical Education and Sports Science	07	T4 registry attribution	15.24	23.24	8.3	6.5	-0.85	35.0
1383	Human Performance	AUTH: School of Physical Education and Sports Science	07	T4 registry attribution	15.24	23.24	8.3	6.5	-0.85	35.0
1384	Financial Management	HMU: Department of Accounting and Finance	01	T4 registry attribution	16.0	24.14	10.22	11.45	1.39	12.0
1385	Accountancy and Auditing	HMU: Department of Accounting and Finance	01	T4 registry attribution	16.0	24.14	10.22	11.45	1.39	12.0
1386	Hospitality and Tourism Business Administration	HMU: Department of Business and Tourism Management	01	T4 registry attribution	15.46	24.0	9.94	8.12	-0.11	17.0
1387	MSc in Informatics Engineering	HMU: Electrical & Computer Engineering	02	T4 registry attribution	17.42	32.12	12.59	11.79	1.03	38.0
1388	MSc in Media and Refugee/Migration Flows	NKUA: Department of Communication and Media Studies	06	T4 registry attribution	6.54	6.69	4.23	6.48	-1.9	22.0
1389	Energy Systems	HMU: Electrical & Computer Engineering	02	T4 registry attribution	17.42	32.12	12.59	11.79	1.03	38.0
1390	Education sciences: eLearning Pedagogy	UoC: Department of Primary Education	07	T4 registry attribution	6.46	5.92	6.82	4.9	-2.62	27.0
1391	Hematology - Oncology of Childhood and Adolescence	UoC: Medicine	03	T4 registry attribution	24.41	48.07	13.98	6.84	1.53	128.0

ID	Programme	Departments	Fields	Attribution tier	GS mean h	GS mean i10	OA mean h	S2 mean h	PC1	Faculty (TRS)
1392	Surgical Sciences	UoC: Medicine	03	T4 registry attribution	24.41	48.07	13.98	6.84	1.53	128.0
1393	Oceanography - Exploration, Assessment and Management of Marine Environment	UPatras: Department of Geology	04	T4 registry attribution	20.0	32.82	14.69	10.65	0.99	19.0
1394	Public Health	UPatras: Medicine	03	T4 registry attribution	19.58	36.76	13.48	5.57	0.44	131.0
1395	Athens International Program in Neurosciences	NKUA: Department of Biology ; NKUA: Medicine ; NKUA: Department of Psychology	03, 05, 06	T3 declared but unspecified	29.81	75.23	17.12	5.17	3.14	605.0
1396	Management of Cultural Information	Ionian: Informatics	02	T4 registry attribution	18.78	30.94	13.05	0.17	-0.34	32.0
1397	Applied Mathematics	DUTH: Civil Engineering	02	T4 registry attribution	16.29	24.88	11.91	10.48	0.22	24.0
1398	Electrical and Computer Engineering	TUC: Electrical & Computer Engineering	02	T4 registry attribution	19.8	37.55	14.3	0.29	0.88	24.0
1399	Education Sciences, Criticacal Pedagogi and Education of Teachers	UoC: Department of Primary Education	07	T4 registry attribution	6.46	5.92	6.82	4.9	-2.62	27.0
1400	MSc in Sustainable Tourism Development: Heritage, Environment, Society	HUA: Department of Economics and Sustainable Development	01	T4 registry attribution	14.8	19.4	10.86	8.17	-0.43	7.0
1401	European Policies on Youth,Entrepreneurship Education and Culture	UoM: Department of Business Administration ; UoM: Department of Economics	01	T5 subject-based inference	15.23	24.0	10.04	8.94	-0.01	47.0
1402	Cognitive Science	NKUA: Department of History and Philosophy of Science	07	T4 registry attribution	7.31	6.46	6.44	3.85	-2.57	24.0
1403	New Media Communication and Digital Marketing	Ionian: Department of Digital Media and Communication	06	T4 registry attribution	7.88	8.12	5.0	5.7	-2.38	10.0
1404	New Technologies in Environmental Education and Sustainable Development	Ionian: Department of Environment	05	T4 registry attribution	13.54	19.77	9.0	10.0	-0.28	16.0
1405	Counselling		03	T5 subject-based inference						0.0
1406	Educational Sciences	HOU: School of Humanities	07	T4 registry attribution	5.78	5.67	4.55	4.9	-2.72	15.0
1407	Adult Education	HOU: School of Humanities	07	T4 registry attribution	5.78	5.67	4.55	4.9	-2.72	15.0
1408	MEd in Teaching of English as a Foreign Language/International Language	HOU: School of Humanities	07	T4 registry attribution	5.78	5.67	4.55	4.9	-2.72	15.0
1409	MEd in Teaching of German as a Foreign Language	HOU: School of Humanities	07	T4 registry attribution	5.78	5.67	4.55	4.9	-2.72	15.0
1410	MEd in Teaching French as a Foreign Language	HOU: School of Humanities	07	T4 registry attribution	5.78	5.67	4.55	4.9	-2.72	15.0
1411	Orthodox Christian Theology and Religious Pluralism	HOU: School of Humanities	07	T4 registry attribution	5.78	5.67	4.55	4.9	-2.72	15.0
1412	Education Sciences: Special Education and Education of People with Speaking and Writing Difficulties	HOU: School of Humanities	07	T4 registry attribution	5.78	5.67	4.55	4.9	-2.72	15.0

Table A2. Complete register, part two: attribution and research indicators (continued, 12 of 19)

ID	Programme	Departments	Fields	Attribution tier	GS mean h	GS mean i10	OA mean h	S2 mean h	PC1	Faculty (TRS)
1413	Language Education for Refugees and Migrants	HOU: School of Humanities	07	T4 registry attribution	5.78	5.67	4.55	4.9	-2.72	15.0
1414	Public History	HOU: School of Humanities	07	T4 registry attribution	5.78	5.67	4.55	4.9	-2.72	15.0
1415	Current trends in linguistics for teachers	HOU: School of Humanities	07	T4 registry attribution	5.78	5.67	4.55	4.9	-2.72	15.0
1416	Education and Technologies in Distance Teaching and Learning Systems	HOU: School of Humanities	07	T4 registry attribution	5.78	5.67	4.55	4.9	-2.72	15.0
1417	Science Communication	HOU: School of Humanities	07	T4 registry attribution	5.78	5.67	4.55	4.9	-2.72	15.0
1418	Graphic Arts - Multimedia	HOU: School of Applied Arts and Sustainable Design	07	T4 registry attribution	18.0	26.0	2.75	10.17	-0.09	7.0
1419	Lighting Design	HOU: School of Applied Arts and Sustainable Design	07	T4 registry attribution	18.0	26.0	2.75	10.17	-0.09	7.0
1420	Acoustic Design and Digital Sound	HOU: School of Applied Arts and Sustainable Design	07	T4 registry attribution	18.0	26.0	2.75	10.17	-0.09	7.0
1421	Engineering Project Management	HOU: School of Science and Technology	04	T4 registry attribution	37.18	111.27	11.67	12.14	7.47	15.0

ID	Programme	Departments	Fields	Attribution tier	GS mean h	GS mean i10	OA mean h	S2 mean h	PC1	Faculty (TRS)
1422	Quality Management and Technology	HOU: School of Science and Technology	04	T4 registry attribution	37.18	111.27	11.67	12.14	7.47	15.0
1423	Waste Management	HOU: School of Science and Technology	04	T4 registry attribution	37.18	111.27	11.67	12.14	7.47	15.0
1424	Earthquake Engineering and Seismic Resistant Structures	HOU: School of Science and Technology	04	T4 registry attribution	37.18	111.27	11.67	12.14	7.47	15.0
1425	Advanced Studies in Physics	HOU: School of Science and Technology	04	T4 registry attribution	37.18	111.27	11.67	12.14	7.47	15.0
1426	Environmental Catalysis for Pollution Abatement and Clean Energy Production MSc	HOU: School of Science and Technology	04	T4 registry attribution	37.18	111.27	11.67	12.14	7.47	15.0
1427	Information Systems	HOU: School of Science and Technology	04	T4 registry attribution	37.18	111.27	11.67	12.14	7.47	15.0
1428	Teaching of Natural Sciences	HOU: School of Science and Technology	04	T4 registry attribution	37.18	111.27	11.67	12.14	7.47	15.0
1429	Pervasive and Mobile Computing Systems	HOU: School of Science and Technology	04	T4 registry attribution	37.18	111.27	11.67	12.14	7.47	15.0
1430	Mathematics	HOU: School of Science and Technology	04	T4 registry attribution	37.18	111.27	11.67	12.14	7.47	15.0
1431	Environmental Design	HOU: School of Applied Arts and Sustainable Design	07	T4 registry attribution	18.0	26.0	2.75	10.17	-0.09	7.0
1432	Bioinformatics and Neuroinformatics	HOU: School of Science and Technology ; HOU: School of Humanities	04, 07	T3 declared but unspecified	21.48	58.47	8.11	8.52	2.37	30.0
1433	Chemical and Biomolecular Analysis	HOU: School of Science and Technology	04	T4 registry attribution	37.18	111.27	11.67	12.14	7.47	15.0
1434	Cultivations under cover-Hydroponics	HOU: School of Science and Technology	04	T4 registry attribution	37.18	111.27	11.67	12.14	7.47	15.0
1435	Health Care Management		07	T5 subject-based inference						0.0
1436	Cultural Organisations Management		07	T5 subject-based inference						0.0
1444	MSc in Enterprise Risk Management (ERM)		07	T5 subject-based inference						0.0
1446	Supply Chain Management		07	T5 subject-based inference						0.0
1447	Aging and Chronic Diseases Management		07	T5 subject-based inference						0.0
1448	Sport Management		07	T5 subject-based inference						0.0
1450	Product Design and Manufacturing	TUC: Production Engineering & Management	02	T4 registry attribution	19.83	36.06	8.25	0.4	-0.55	29.0
1451	Business Administration	TUC: Production Engineering & Management	02	T4 registry attribution	19.83	36.06	8.25	0.4	-0.55	29.0
1453	Comparative Literary Studies in the Black Sea Region	DUTH: Department of Languages, Literature and Culture of Black Sea Countries	07	T5 subject-based inference	2.6	1.0	1.33	3.0	-3.66	14.0
1454	Bioethics		06	T5 subject-based inference						0.0
1455	Technologies of Environmental Legislation	DUTH: Environmental Engineering	02	T4 registry attribution						8.0
1457	Social Work in Education - Inclusion of Diversities	DUTH: Department of Social Work	06	T4 registry attribution	3.25	2.0	3.73	3.71	-3.13	15.0
1458	Applied Economics and Finance	NKUA: Department of Economics	01	T4 registry attribution	10.25	12.0	9.06	6.0	-1.59	23.0
1459	Treatment Options and Management of Vascular Surgery Emergencies	AUTH: Medicine	03	T4 registry attribution	23.04	48.73	14.62	4.6	0.83	399.0
1460	Precision Medicine - Translation Research and Therapy	AUTH: Medicine	03	T4 registry attribution	23.04	48.73	14.62	4.6	0.83	399.0
1461	Advanced Design, Technology & Management Methods of Wooden Products	UThessaly: Department of Forestry, Wood Science and Design	05	T4 registry attribution	9.6	9.0	7.67	1.5	-2.54	14.0
1462	Multifunctional Management of Natural Ecosystems and Bio-economy	UThessaly: Department of Forestry, Wood Science and Design	05	T4 registry attribution	9.6	9.0	7.67	1.5	-2.54	14.0
1463	Language Technology	NKUA: Informatics & Telecommunications	02	T4 registry attribution	22.0	42.04	12.83	12.23	2.12	36.0
1464	Fetal Maternal Medicine	NKUA: Medicine	03	T4 registry attribution	30.55	78.69	17.3	5.07	3.31	551.0

ID	Programme	Departments	Fields	Attribution tier	GS mean h	GS mean i10	OA mean h	S2 mean h	PC1	Faculty (TRS)
1465	New Technology and Minimal Invasive Techniques in Gastroin-testinal and Bariatric Surgery	NKUA: Medicine	03	T4 registry attribution	30.55	78.69	17.3	5.07	3.31	551.0
1466	Architectural and Structural Restoration of Historical Buildings and Groups	UNIWA: Civil Engineering	02	T1 explicit multi-unit attribution	9.0	9.86	7.33	5.72	-1.72	21.0
1467	Cultural Informatics and Communication	UAegean: Department of Cultural Technology and Communication	06	T4 registry attribution	15.0	25.36	9.35	8.95	-0.4	22.0
1468	Financial Management of Public Organizations and Units	UNIPI: Department of Banking and Financial Management	01	T4 registry attribution	7.45	7.0	6.36	4.71	-2.11	15.0
1469	New Generation Communication Networks and Distributed Applications Environments	UNIWA: Informatics & Computer Engineering	02	T4 registry attribution	18.83	41.67	11.75	0.4	-0.43	29.0
1470	MSc in Quantum Computing and Quantum Technologies	DUTH: Electrical & Computer Engineering	02	T4 registry attribution	19.44	37.64	14.12	10.38	1.17	32.0
1471	Web Intelligence	IHU: Information & Electronic Engineering	02	T4 registry attribution	11.86	17.33	10.48	7.97	-0.77	36.0

Table A2. Complete register, part two: attribution and research indicators (continued, 13 of 19)

ID	Programme	Departments	Fields	Attribution tier	GS mean h	GS mean i10	OA mean h	S2 mean h	PC1	Faculty (TRS)
1472	Artificial Intelligence and Data Analytics	UoM: Applied Informatics	02	T4 registry attribution				15.0		12.0
1473	Preservation & Management of Cultural Heritage	Ionian: Department of Environment	05	T2 partial attribution	13.54	19.77	9.0	10.0	-0.28	16.0
1474	Renewable Energy Sources and Energy Management in Buildings	UoWM: Electrical & Computer Engineering ; UoWM: Mechanical Engineering ; UoWM: Chemical Engineering	02	T2 partial attribution	18.58	33.5	12.92	9.81	1.02	57.0
1475	Mechatronics	UoWM: Electrical & Computer Engineering	02	T4 registry attribution	18.78	38.22	13.32	11.5	1.73	24.0
1476	Unmanned Autonomous and Remote Controlled Systems	UNIWA: Industrial Design & Production Eng.	02	T4 registry attribution	13.64	24.5	7.06	1.25	-1.63	25.0
1477	Protection of Cultural Heritage and Monuments of Nature from the Effects of Climate Change	HOU: School of Applied Arts and Sustainable Design	07	T3 declared but unspecified	18.0	26.0	2.75	10.17	-0.09	7.0
1478	Data Science and Machine Learning	HOU: School of Science and Technology	04	T4 registry attribution	37.18	111.27	11.67	12.14	7.47	15.0
1479	MSc in Biomedical Engineering	UoC: Medicine ; UoC: Computer Science ; UoC: Department of Biology	02, 03, 05	T3 declared but unspecified	23.49	44.51	14.75	5.96	1.39	170.0
1480	LLM in International and European Law	NKUA: School of Law	06	T4 registry attribution	4.96	5.92	6.51	4.19	-2.47	105.0
1481	Education Sciences: Diversity, Society and Education	DUTH: Department of Primary Education	07	T4 registry attribution	14.0	20.22	8.79	5.5	-0.81	17.0
1482	Management and Digital Transformation	HMU: Department of Management Science and Technology	01	T4 registry attribution	15.67	35.11	11.36	9.73	0.74	12.0
1483	Digital and Soft Skills in Educational Sciences	IHU: Department of Early Childhood Education and Care	07	T4 registry attribution	8.64	9.27	4.5	5.0	-2.35	13.0
1484	Techno - Economic Systems	NTUA: Electrical & Computer Engineering	02	T4 registry attribution	25.2	55.71	18.12	0.87	2.26	61.0
1485	MSc in Host-Microbe Interaction		03	T5 subject-based inference						0.0
1486	Marine Science & Technology Management	UNIPI: Department of Banking and Financial Management	01	T5 subject-based inference	7.45	7.0	6.36	4.71	-2.11	15.0
1487	Meteorology, Climatology and Atmospheric Environment	AUTH: School of Geology	04	T4 registry attribution	20.37	32.58	14.12	2.33	-0.18	34.0
1488	Informatics and Networks		02	T5 subject-based inference						0.0
1489	Gender, Culture and Society	UAegean: Department of Social Anthropology and History	06	T4 registry attribution	3.73	2.0	2.85	4.67	-2.99	19.0
1490	Social and Historical Anthropology	UAegean: Department of Social Anthropology and History	06	T4 registry attribution	3.73	2.0	2.85	4.67	-2.99	19.0
1491	Crisis and Historical Change	UAegean: Department of Social Anthropology and History	06	T4 registry attribution	3.73	2.0	2.85	4.67	-2.99	19.0

ID	Programme	Departments	Fields	Attribution tier	GS mean h	GS mean i10	OA mean h	S2 mean h	PC1	Faculty (TRS)
1492	European Business and Economic Law	AUTH: School of Law	06	T4 registry attribution	4.62	2.88	3.84	3.84	-3.03	70.0
1493	Statistical Data Science	AUEB: Department of Statistics	04	T4 registry attribution	10.31	12.92	7.38	7.17	-1.66	22.0
1494	MSc in Artificial Intelligence and Deep Learning	UNIWA: Electrical & Electronics Engineering	02	T4 registry attribution	11.93	16.26	10.65	8.33	-0.6	52.0
1495	Enseignants de langues en Europe : formation à la diversité linguistique et culturelle	NKUA: Department of History and Philosophy of Science ; NKUA: Department of Philology	07	T3 declared but unspecified	5.89	4.72	4.58	2.68	-2.96	74.0
1496	Etudes Franco-helléniques en Littérature, Civilisation et Traduction	NKUA: Department of History and Philosophy of Science	07	T4 registry attribution	7.31	6.46	6.44	3.85	-2.57	24.0
1498	Theoretical and Applied Linguistics	AUTH: School of English Language and Literature	07	T4 registry attribution	7.64	8.79	4.5	3.15	-2.61	24.0
1499	MA in English Studies: Literature and Culture	NKUA: Department of English Language and Literature	07	T4 registry attribution	4.4	2.8	5.64	1.64	-3.17	25.0
1500	German Philology: Theory and Applications	NKUA: Department of German Language and Literature	07	T4 registry attribution						1.0
1501	MA in Southeast European Studies: Politics, History, Economics	NKUA: Department of Political Science and Public Administration	06	T4 registry attribution	6.19	5.81	10.73	4.75	-2.0	31.0
1502	MSc in Global Environmental Change, Management and Technology	UAegean: Department of Environment	05	T4 registry attribution	17.86	23.43	11.64	12.64	0.96	12.0
1503	European Master in Sport and Exercise Psychology	UThessaly: Medicine	03	T5 subject-based inference	21.31	40.07	13.38	4.97	0.81	162.0
1504	MSc in Advanced Experimental and Computational Biosciences	UThessaly: Department of Biochemistry and Biotechnology	05	T4 registry attribution	22.18	42.36	15.11	0.88	0.04	23.0
1505	MSc in Environmental Sciences, Policy and Management	UAegean: Department of Environment	05	T4 registry attribution	17.86	23.43	11.64	12.64	0.96	12.0
1506	American Studies: Politics, Strategy and Economics	UNIPI: Department of Economics	01	T3 declared but unspecified	13.11	21.11	7.9	8.25	-1.25	24.0
1508	Food Law	AUTH: School of Agriculture	05	T4 registry attribution	20.55	32.86	17.16	12.16	1.56	64.0
1509	Food Science and Nutrition	AUTH: School of Agriculture	05	T4 registry attribution	20.55	32.86	17.16	12.16	1.56	64.0
1510	Dental & Craniofacial Bioengineering and Applied Biomaterials	AUTH: Dentistry	03	T4 registry attribution	16.27	26.54	10.49	6.39	-0.56	47.0
1511	Biomedical Engineering	AUTH: Chemical Engineering ; AUTH: Electrical & Computer Engineering ; AUTH: Mechanical Engineering ; AUTH: Medicine ; AUTH: School of Biology	02, 03, 05	T3 declared but unspecified	22.54	46.39	14.12	4.81	0.76	528.0
1512	Health Statistics and Data Analytics	AUTH: Medicine	03	T4 registry attribution	23.04	48.73	14.62	4.6	0.83	399.0
1513	MSc in Human Reproduction	AUTH: Medicine	03	T4 registry attribution	23.04	48.73	14.62	4.6	0.83	399.0
1514	MSc in Economics	AUEB: Department of Economics	01	T4 registry attribution	8.25	8.25	7.5	7.33	-1.98	20.0
1515	Food, Nutrition and Microbiome	DUTH: Medicine	03	T4 registry attribution	18.75	33.02	13.56	4.67	0.13	123.0
1516	MSc in Lasers, Plasma & Applications	HMU: Electronic Engineering	02	T4 registry attribution	18.38	29.0	13.2	6.0	-0.42	32.0
1519	Neurosciences	UoC: Medicine	03	T4 registry attribution	24.41	48.07	13.98	6.84	1.53	128.0
1520	Nanomedicines for drug delivery - NANOMED	UPatras: Pharmacy	03	T4 registry attribution	18.6	29.4	16.13	3.14	-0.26	25.0
1521	Supply Chain Management	IHU: Department of Business Administration	01	T4 registry attribution	8.5	9.0	6.08	5.91	-2.12	12.0
1522	Nutrition, Wellness and Public Health	UAegean: Department of Food Science and Nutrition	05	T4 registry attribution	20.38	33.62	10.82	10.0	0.34	17.0
1523	Governance, Development and Secutiy in the Mediterranean	UAegean: Department of Business Administration	01	T4 registry attribution	10.29	10.93	6.44	5.53	-1.73	17.0

Table A2. Complete register, part two: attribution and research indicators (continued, 14 of 19)

ID	Programme	Departments	Fields	Attribution tier	GS mean h	GS mean i10	OA mean h	S2 mean h	PC1	Faculty (TRS)
1524	Archaeology of the Eastern Mediterranean		07	T5 subject-based inference						0.0
1525	Artificial Intelligence	UNIPI: Digital Systems	02	T4 registry attribution	26.33	62.83	15.38	0.33	1.35	21.0

ID	Programme	Departments	Fields	Attribution tier	GS mean h	GS mean i10	OA mean h	S2 mean h	PC1	Faculty (TRS)
1526	Models of Intervention in Special Education		06, 07	T5 subject-based inference						0.0
1527	Intercultural Communication	AUTH: School of German Language and Literature	07	T4 registry attribution	7.0	7.1	3.58	2.94	-2.33	19.0
1528	Philosophy and Management	NKUA: Department of History and Philosophy of Science	07	T4 registry attribution	7.31	6.46	6.44	3.85	-2.57	24.0
1529	Intelligent Computer Systems	UAegean: Department of Cultural Technology and Communication	06	T4 registry attribution	15.0	25.36	9.35	8.95	-0.4	22.0
1530	Statistics and Actuarial-Financial Mathematics	UAegean: Department of Statistics and Actuarial-Financial Mathematics	04	T4 registry attribution	6.73	6.0	5.82	6.84	-2.26	22.0
1531	The Analysis and Teaching of First and Second - Foreign languages	UAegean: Department of Business Administration	01	T4 registry attribution	10.29	10.93	6.44	5.53	-1.73	17.0
1532	Didactics Of Mathematics, Science And Information And Communication Technologies In Education: Interdisciplinary Approach	UAegean: Department of Pre-school Education and Educational Design	07	T4 registry attribution						5.0
1533	Ancient Theatre: Educational & Literary Approaches		07	T5 subject-based inference						0.0
1534	Policy, Management and Evaluation in Education	NKUA: Department of Educational Studies	07	T4 registry attribution	9.5	10.25	6.29	0.5	-2.61	17.0
1535	Robotics, STEAM and New Technologies in Education	IHU: Civil Engineering	02	T4 registry attribution	9.29	11.86	7.08	8.0	-1.39	14.0
1536	Applied Automation Engineering Systems	IHU: Civil Engineering	02	T4 registry attribution	9.29	11.86	7.08	8.0	-1.39	14.0
1537	Cell and Gene Therapies: from bench to bedside and Good Manufacturing Practices	UPatras: Medicine	03	T4 registry attribution	19.58	36.76	13.48	5.57	0.44	131.0
1538	Energy Production and Management	NTUA: Electrical & Computer Engineering ; NTUA: Chemical Engineering ; NTUA: Mechanical Engineering	02	T2 partial attribution	23.13	46.57	13.03	3.83	1.3	150.0
1539	Translational Engineering in Health and Medicine	NTUA: Electrical & Computer Engineering ; NTUA: Chemical Engineering ; NTUA: Civil Engineering ; NTUA: Mechanical Engineering	02	T3 declared but unspecified	23.26	47.07	13.71	5.84	1.7	191.0
1540	Terrestrial Natural Ecosystems' Conservation and Restoration	DUTH: Department of Forestry and Management of the Environment and of Natural Resources	05	T4 registry attribution	15.31	22.88	12.95	11.32	0.49	21.0
1541	Environmental Design and Environmental Education	DUTH: Department of Forestry and Management of the Environment and of Natural Resources	05	T4 registry attribution	15.31	22.88	12.95	11.32	0.49	21.0
1542	Innovative Systems of Sustainable Agricultural Production	IHU: Department of Agriculture	05	T4 registry attribution	14.11	25.95	7.89	6.17	-0.69	33.0
1543	Contemporary Approaches to the Performing Arts and Film (History, Theory, Identity Politics)	UPatras: Department of Philology	07	T5 subject-based inference						4.0
1544	Biomedical Engineering and Technology	UNIWA: Biomedical Engineering ; UNIWA: Electrical & Electronics Engineering ; UNIWA: Informatics & Computer Engineering ; UNIWA: Biomedical Sciences	02, 03	T2 partial attribution	13.78	22.75	9.72	4.39	-0.82	142.0
1545	Sciences of education: Religion and Education	UoC: Department of Preschool Education	07	T4 registry attribution	11.0	14.94	3.61	3.95	-1.55	24.0
1546	Information Processing Systems and Machine Intelligence	UPatras: Computer Engineering & Informatics	02	T3 declared but unspecified	16.53	33.47	12.73	8.66	0.95	36.0
1547	International and European Economics	DUTH: Department of Economics	01	T5 subject-based inference	12.0	18.0	6.29	7.29	-1.6	19.0
1548	Biotechnology	NKUA: Department of Biology	05	T4 registry attribution	24.16	45.32	16.0	7.96	2.38	35.0
1549	Digital Technologies in Hospitality and Tourism Management	Ionian: Informatics	02	T4 registry attribution	18.78	30.94	13.05	0.17	-0.34	32.0

ID	Programme	Departments	Fields	Attribution tier	GS mean h	GS mean i10	OA mean h	S2 mean h	PC1	Faculty (TRS)
1550	Economics	UOI: Department of Economics	01	T4 registry attribution	9.56	10.67	6.94	5.38	-1.54	17.0
1551	Inventory and Monitoring of Forests and Forest Lands and Protected Areas	DUTH: Department of Forestry and Management of the Environment and of Natural Resources	05	T4 registry attribution	15.31	22.88	12.95	11.32	0.49	21.0
1552	Livestock and Wildlife Management	UoWM: Department of Agriculture	05	T4 registry attribution	12.78	15.78	11.5	5.0	-1.29	16.0
1553	Medical Engineering and Informatics	AUTH: Medicine	03	T4 registry attribution	23.04	48.73	14.62	4.6	0.83	399.0
1554	Biomedical Informatics	DUTH: Medicine	03	T4 registry attribution	18.75	33.02	13.56	4.67	0.13	123.0
1555	Cardiovascular Disease	AUTH: Medicine	03	T4 registry attribution	23.04	48.73	14.62	4.6	0.83	399.0
1556	Digital Technologies and Smart Infrastructure in Agriculture	AUA: Department of Natural Resources Development & Agricultural Engineering	05	T4 registry attribution	21.94	37.12	20.18	1.5	0.94	22.0
1557	Interdisciplinary Management of Chronic Diseases, Disability and Ageing	HMU: Nursing	03	T4 registry attribution	15.75	22.5	14.12	7.5	-0.52	13.0
1558	Applied Informatics	HUA: Informatics & Telematics	02	T4 registry attribution	19.0	32.0	12.43	1.33	-0.64	12.0
1559	Ecology and Natural Environment Management	AUA: Department of Forestry and Natural Environment Management	05	T4 registry attribution	12.71	14.43	9.62	7.5	-0.35	8.0
1560	Executive MBA	NKUA: Department of Business Administration	01	T4 registry attribution	13.44	18.11	7.75	4.83	-1.25	16.0
1561	Applied Physics	UThessaly: Department of Physics	04	T4 registry attribution	48.14	166.57	26.38	6.56	17.41	12.0
1562	MSc in Sustainable Engineering and Climate Change	TUC: Chemical & Environmental Engineering	02	T4 registry attribution	32.58	62.58	22.0	0.57	3.74	23.0
1563	Paediatric Dentistry	AUTH: Dentistry	03	T4 registry attribution	16.27	26.54	10.49	6.39	-0.56	47.0
1564	Digital Marketing	DUTH: Department of Economics	01	T5 subject-based inference	12.0	18.0	6.29	7.29	-1.6	19.0
1565	MSc in Humanitarian Logistics and Crisis Management	IHU: Department of Management Science and Technology	01	T4 registry attribution	10.69	14.46	8.21	5.23	-1.41	14.0
1566	Information Systems		01, 02	T5 subject-based inference						0.0
1567	Islands and Sustainability	UAegean: Department of Geography	04	T4 registry attribution	17.33	23.67	14.14	8.44	0.03	20.0
1568	Slavic World, Balkans and Hellenism: History, Education, Culture	AUTH: School of Theology	07	T4 registry attribution	3.33	2.0	8.88	1.57	-2.33	30.0
1569	MSc in Lifestyle Medicine	UThessaly: Medicine ; UThessaly: Department of Environment	03, 05	T1 explicit multi-unit attribution	20.9	38.67	13.22	4.7	0.67	172.0
1570	MSc Advanced Product Design Engineering & Manufacturing	UNIWA: Mechanical Engineering	02	T4 registry attribution	21.54	42.0	11.86	13.62	2.45	19.0
1571	Public Health - Health Policy	AUTH: Medicine	03	T4 registry attribution	23.04	48.73	14.62	4.6	0.83	399.0

Table A2. Complete register, part two: attribution and research indicators (continued, 15 of 19)

ID	Programme	Departments	Fields	Attribution tier	GS mean h	GS mean i10	OA mean h	S2 mean h	PC1	Faculty (TRS)
1572	Machine Learning and Data Science	TUC: Electrical & Computer Engineering	02	T4 registry attribution	19.8	37.55	14.3	0.29	0.88	24.0
1573	European and Comparative Social Law	AUTH: School of Law	06	T4 registry attribution	4.62	2.88	3.84	3.84	-3.03	70.0
1574	The Athens MA in Ancient Philosophy	NKUA: Department of History and Philosophy of Science ; NKUA: Department of History and Archaeology	07	T3 declared but unspecified	6.12	4.86	5.32	2.43	-3.0	59.0
1575	Environmental Communication and Health Promotion	UNIWA: Public and Community Health	03	T4 registry attribution	14.0	25.0	11.73	8.5	-0.4	14.0
1576	Applied Bioinformatics	AUTH: Informatics ; AUTH: Department of Mathematics ; AUTH: School of Biology ; AUTH: Medicine	02, 03, 04, 05	T3 declared but unspecified	22.14	45.6	13.99	5.25	0.78	491.0
1577	Environmental Health and Communication in General and Special Education and Training	UNIWA: Public and Community Health	03	T4 registry attribution	14.0	25.0	11.73	8.5	-0.4	14.0

ID	Programme	Departments	Fields	Attribution tier	GS mean h	GS mean i10	OA mean h	S2 mean h	PC1	Faculty (TRS)
1578	Postgraduate Program in Orthodontics	AUTH: Dentistry	03	T4 registry attribution	16.27	26.54	10.49	6.39	-0.56	47.0
1579	MSc in Circular Economy and Sustainability Strategies	UNIWA: Industrial Design & Production Eng.	02	T4 registry attribution	13.64	24.5	7.06	1.25	-1.63	25.0
1580	Geographic Information Systems	NKUA: Department of Geology and Geoenvironment	04	T4 registry attribution	20.78	39.22	12.37	13.48	1.18	39.0
1582	Course Design and Curriculum Development in Contemporary Learning Environments	UThessaly: Civil Engineering	02	T5 subject-based inference	13.86	19.14	13.33	0.0	-1.01	20.0
1583	World Textile Engineering Advanced Master: WE-TEAM	UNIWA: Industrial Design & Production Eng. ; UNIWA: Mechanical Engineering	02	T3 declared but unspecified	17.05	32.06	9.13	6.59	0.13	44.0
1584	Economic Theory and Policy	UoC: Department of Economics	01	T4 registry attribution	10.11	11.56	8.62	7.52	-1.25	21.0
1585	Analysis and Implementation of Social Policy	Panteion: Department of Social Policy	06	T4 registry attribution	7.42	8.42	5.0	1.89	-2.8	20.0
1586	Greek and Chinese Civilizations: a comparative approach	UPatras: Department of Philosophy	07	T4 registry attribution	4.62	2.5	5.4	3.17	-3.1	23.0
1587	Application of Endoscopic Surgical Techniques in Gynecology	AUTH: Medicine	03	T4 registry attribution	23.04	48.73	14.62	4.6	0.83	399.0
1588	MA in Contemporary Philosophy/Philosophy of Science	NKUA: Department of History and Philosophy of Science	07	T4 registry attribution	7.31	6.46	6.44	3.85	-2.57	24.0
1590	MSc in Innovation Management and Entrepreneurship		07	T5 subject-based inference						0.0
1591	Industrial and Environmental Applications in Micropaleontology (IdEA-M)	NKUA: Department of Geology and Geoenvironment	04	T4 registry attribution	20.78	39.22	12.37	13.48	1.18	39.0
1592	Byzantine Music: Academic Theory & Artistic Performance	NKUA: Department of Music Studies ; NKUA: Department of History and Archaeology ; NKUA: Department of Philology ; NKUA: Department of History and Philosophy of Science	07	T2 partial attribution	5.75	4.45	5.5	2.12	-2.99	130.0
1593	MA in Management of Migratory and Refugee Flows in Europe	UAegean: Department of Sociology	06	T4 registry attribution	7.17	8.33	4.36	2.59	-2.92	17.0
1594	History of Philosophy and Ideas (Greek Philosophy)	NKUA: Department of History and Philosophy of Science	07	T4 registry attribution	7.31	6.46	6.44	3.85	-2.57	24.0
1595	LLM in International & European Legal Studies	NKUA: School of Law	06	T1 explicit multi-unit attribution	4.96	5.92	6.51	4.19	-2.47	105.0
1596	MA in Digital Transformation: e-Diplomacy, e-Campaigning and Digital Law	Panteion: Department of International, European and Area Studies	06	T4 registry attribution	5.0	4.17	4.58	4.17	-2.95	28.0
1598	Shipping and Sea Transports: Economics and Politics	UoM: Department of Economics	01	T1 explicit multi-unit attribution	12.08	20.46	8.76	9.17	-0.46	21.0
1599	Exercise and Exercise-based Cardiac Rehabilitation in Patients with Cardiac Diseases	UoC: Medicine	03	T4 registry attribution	24.41	48.07	13.98	6.84	1.53	128.0
1600	MA Program in Ottoman History		06, 07	T3 declared but unspecified						0.0
1601	Data Analysis & Machine Statistical Learning	UoC: Department of Mathematics and Applied Mathematics	04	T4 registry attribution	9.37	12.07	5.25	5.09	-1.94	34.0
1602	Forensic Medicine, Anthropology and Imaging	UoC: Medicine	03	T4 registry attribution	24.41	48.07	13.98	6.84	1.53	128.0
1603	Master of Philosopy (Mphil) in "Computer Science and Informatics"	HUA: Informatics & Telematics	02	T4 registry attribution	19.0	32.0	12.43	1.33	-0.64	12.0
1604	Animation	UNIWA: Department of Graphic Design and Visual Communication	07	T4 registry attribution				3.5		16.0
1605	Epidemiology and Public Health	UNIWA: Public and Community Health	03	T4 registry attribution	14.0	25.0	11.73	8.5	-0.4	14.0
1606	Land Management & Real Estate	UNIWA: Surveying & Geoinformatics Eng.	02	T4 registry attribution	10.0	11.82	8.06	6.07	-1.59	19.0
1607	Advanced Computing Systems	UNIWA: Informatics & Computer Engineering	02	T4 registry attribution	18.83	41.67	11.75	0.4	-0.43	29.0

ID	Programme	Departments	Fields	Attribution tier	GS mean h	GS mean i10	OA mean h	S2 mean h	PC1	Faculty (TRS)
1608	MSc in Oil and Gas Process Systems Engineering	UNIWA: Mechanical Engineering	02	T4 registry attribution	21.54	42.0	11.86	13.62	2.45	19.0
1609	Leadership, Innovation, and Value Based Health Policies	UNIWA: Public Health Policies	03	T4 registry attribution	15.38	24.62	12.0	7.41	0.07	20.0
1610	Public Health	UNIWA: Public Health Policies	03	T4 registry attribution	15.38	24.62	12.0	7.41	0.07	20.0
1611	Current Applications in Medical Imaging	UNIWA: Biomedical Sciences	03	T3 declared but unspecified	11.47	15.4	8.32	4.3	-1.04	40.0
1612	Advanced Prosthetics in Dental Technology	UNIWA: Biomedical Sciences	03	T4 registry attribution	11.47	15.4	8.32	4.3	-1.04	40.0
1613	Applications of Biomedical Technology in Infertility - Male and Female Factor	UNIWA: Biomedical Sciences	03	T4 registry attribution	11.47	15.4	8.32	4.3	-1.04	40.0
1614	Clinical Optometry and Vision	UNIWA: Biomedical Sciences	03	T4 registry attribution	11.47	15.4	8.32	4.3	-1.04	40.0
1615	Hotel Management		01, 02, 07	T5 subject-based inference						0.0
1616	Applied Accounting, Auditing and Taxation	UNIWA: Department of Accounting and Finance	01	T4 registry attribution	8.9	11.9	5.27	4.25	-2.09	18.0
1617	Personalized Medicine	UPatras: Medicine	03	T4 registry attribution	19.58	36.76	13.48	5.57	0.44	131.0
1618	Stem Cells and Regenerative Medicine	AUTH: Medicine	03	T4 registry attribution	23.04	48.73	14.62	4.6	0.83	399.0
1620	International Negotiations	AUEB: Department of International and European Economic Studies	01	T4 registry attribution	10.4	14.8	7.45	5.09	-1.48	24.0
1621	Law and Economics in Energy Markets	AUEB: Department of International and European Economic Studies	01	T4 registry attribution	10.4	14.8	7.45	5.09	-1.48	24.0
1622	International and European Economic Studies	AUEB: Department of International and European Economic Studies	01	T4 registry attribution	10.4	14.8	7.45	5.09	-1.48	24.0
1623	Applied Public Economics and Policy	UNIPI: Department of Economics	01	T4 registry attribution	13.11	21.11	7.9	8.25	-1.25	24.0

Table A2. Complete register, part two: attribution and research indicators (continued, 16 of 19)

ID	Programme	Departments	Fields	Attribution tier	GS mean h	GS mean i10	OA mean h	S2 mean h	PC1	Faculty (TRS)
1624	MSc in Public Health and Epidemiology	UThessaly: Medicine	03	T4 registry attribution	21.31	40.07	13.38	4.97	0.81	162.0
1625	Research and Innovation in Health Sciences	DUTH: Medicine	03	T4 registry attribution	18.75	33.02	13.56	4.67	0.13	123.0
1626	Techno - Economic Systems in Management	NKUA: Department of Business Administration	01	T4 registry attribution	13.44	18.11	7.75	4.83	-1.25	16.0
1627	Animal Welfare, Ethics and the Law	NKUA: Department of History and Philosophy of Science	07	T1 explicit multi-unit attribution	7.31	6.46	6.44	3.85	-2.57	24.0
1628	Resilience in Educational Contexts -EMJM FLOURISH	UoC: Department of Preschool Education ; UoC: Department of Primary Education	07	T3 declared but unspecified	8.6	10.16	5.31	4.45	-2.12	51.0
1629	Climate Crisis and Information and Communication Technologies	UNIPI: Digital Systems	02	T4 registry attribution	26.33	62.83	15.38	0.33	1.35	21.0
1631	Design of resilient, sustainable and smart infrastructures	UPatras: Civil Engineering	02	T4 registry attribution	18.72	27.17	12.8	10.0	0.84	24.0
1632	Applied Biochemistry: Clinical Chemistry, Biotechnology, Evaluation of Pharmaceutical Products	UPatras: Department of Chemistry	04	T4 registry attribution	20.84	35.68	15.67	11.31	1.52	32.0
1633	Accounting in the Modern Management Environment	UPatras: Department of Business Administration	01	T4 registry attribution	9.25	9.5	9.16	7.95	-1.16	19.0
1634	Sustainable fisheries, aquaculture	UPatras: Department of Fisheries and Aquaculture	05	T4 registry attribution	15.86	25.86	9.1	10.9	-0.06	11.0
1635	Marine Biotechnology	AUA: Department of Biotechnology	05	T3 declared but unspecified	18.1	32.9	12.54	6.93	-0.26	20.0
1636	Digital Innovation and Management	UPatras: Department of Economics	01	T4 registry attribution	11.65	13.24	9.62	9.29	-0.91	18.0
1637	Education Management	UPatras: Department of Economics	01	T4 registry attribution	11.65	13.24	9.62	9.29	-0.91	18.0
1638	Tax and Financial Services Digital Transformation	UPatras: Department of Economics	01	T4 registry attribution	11.65	13.24	9.62	9.29	-0.91	18.0

ID	Programme	Departments	Fields	Attribution tier	GS mean h	GS mean i10	OA mean h	S2 mean h	PC1	Faculty (TRS)
1639	Creative Writing, Theatre and Cultural Industries: Artistic, Research and Pedagogical Applications	UoP: Department of Theatre Studies	07	T4 registry attribution	3.5	2.0	2.0	2.56	-3.51	13.0
1640	Applied Ecology and Environmental Management	UPatras: Department of Biology	05	T4 registry attribution	17.8	26.4	8.89	1.11	-1.38	28.0
1641	Art and the Public Sphere	AUTH: School of Visual and Applied Arts	07	T4 registry attribution	5.0	3.33	21.5	2.6	-1.98	20.0
1643	Care and Support for children and adolescents with special needs in the Community	UoP: Nursing ; UoP: Speech and Language Therapy	03	T1 explicit multi-unit attribution	15.94	32.01	11.76	8.98	1.56	22.0
1644	Olympic Studies, Olympic Education, Organization and Management of Olympic Events	UoP: Department of Sport Management	07	T1 explicit multi-unit attribution	9.67	10.83	8.0	3.9	-2.02	13.0
1645	Health Promotion in Third Age	UNIWA: Public and Community Health	03	T4 registry attribution	14.0	25.0	11.73	8.5	-0.4	14.0
1646	Protection, Conservation and Restoration of Cultural Monuments	AUTH: Architecture	02	T4 registry attribution	5.12	4.88	3.37	3.58	-3.06	26.0
1647	History, Ethics and Sociology of Medicine	NKUA: Medicine	03	T4 registry attribution	30.55	78.69	17.3	5.07	3.31	551.0
1648	Prevention and Mananegement of Critical Infections in Health Units	UThessaly: Medicine	03	T4 registry attribution	21.31	40.07	13.38	4.97	0.81	162.0
1649	MSc Vascular Ultrasound in Diagnosis and Management	UThessaly: Medicine	03	T4 registry attribution	21.31	40.07	13.38	4.97	0.81	162.0
1650	Sustainable Technologies of Energy Resources and Raw Materials	TUC: Mineral Resources Engineering	02	T4 registry attribution	14.7	20.6	11.45	10.31	0.22	15.0
1652	Sustainable design of structures against earthquake and other natural hazards	AUTH: Civil Engineering	02	T4 registry attribution	15.62	23.3	12.48	8.55	-0.15	51.0
1653	LLM in International Studies	DUTH: Department of Law	06	T4 registry attribution	5.2	4.8	4.42	2.63	-3.23	56.0
1654	Precision Medicine and Novel Therapies (PRETH)	HOU: School of Science and Technology	04	T4 registry attribution	37.18	111.27	11.67	12.14	7.47	15.0
1655	Automation Systems	NTUA: Mechanical Engineering	02	T4 registry attribution	21.06	38.42	16.68	12.13	2.24	43.0
1656	Applied Mechanics	NTUA: Applied Mathematical & Physical Sciences	02	T4 registry attribution	35.65	111.5	9.81	9.91	8.67	40.0
1657	Mathematical Modeling in Modern Technologies and Financial Engineering	NTUA: Applied Mathematical & Physical Sciences	02	T4 registry attribution	35.65	111.5	9.81	9.91	8.67	40.0
1658	Microsystems and Nanodevices	NTUA: Applied Mathematical & Physical Sciences	02	T4 registry attribution	35.65	111.5	9.81	9.91	8.67	40.0
1659	Ship and Marine Technology	NTUA: Naval Architecture & Marine Eng.	02	T4 registry attribution	17.62	28.88	8.77	0.8	-1.39	23.0
1660	Design of Visual Effects and Animation	HOU: School of Applied Arts and Sustainable Design	07	T4 registry attribution	18.0	26.0	2.75	10.17	-0.09	7.0
1661	Documentation and modeling of Monuments and Archaeological Sites	HOU: School of Applied Arts and Sustainable Design	07	T4 registry attribution	18.0	26.0	2.75	10.17	-0.09	7.0
1662	Sustainable Interior Design of Buildings	HOU: School of Applied Arts and Sustainable Design	07	T4 registry attribution	18.0	26.0	2.75	10.17	-0.09	7.0
1663	Folk/Popular Culture and Modern Cultural Heritage	HOU: School of Humanities	07	T4 registry attribution	5.78	5.67	4.55	4.9	-2.72	15.0
1664	Creative Writing	HOU: School of Humanities	07	T4 registry attribution	5.78	5.67	4.55	4.9	-2.72	15.0
1665	Master’s degree in Applied Developmental Psychology	HOU: School of Humanities	07	T4 registry attribution	5.78	5.67	4.55	4.9	-2.72	15.0
1666	Contemporary Italian culture and specific issues of terminology and interpretation	HOU: School of Humanities	07	T4 registry attribution	5.78	5.67	4.55	4.9	-2.72	15.0
1667	Logic	NKUA: Department of History and Philosophy of Science ; NKUA: Department of Mathematics	04, 07	T3 declared but unspecified	7.88	7.68	6.38	4.68	-2.52	69.0
1669	Biological Inorganic Chemistry	UOI: Department of Chemistry	04	T4 registry attribution	20.47	34.2	18.95	10.27	1.48	34.0
1670	MSc Leadership: Ethics and Politics	NKUA: Department of History and Philosophy of Science	07	T4 registry attribution	7.31	6.46	6.44	3.85	-2.57	24.0
1671	Modern and Contemporary Greek History	HOU: School of Humanities	07	T4 registry attribution	5.78	5.67	4.55	4.9	-2.72	15.0

ID	Programme	Departments	Fields	Attribution tier	GS mean h	GS mean i10	OA mean h	S2 mean h	PC1	Faculty (TRS)
1672	MA in Performing Arts	HOU: School of Humanities	07	T4 registry attribution	5.78	5.67	4.55	4.9	-2.72	15.0
1673	Art-Cultural Heritage-Development Policies	HOU: School of Humanities	07	T4 registry attribution	5.78	5.67	4.55	4.9	-2.72	15.0
1674	Philosophy and Arts	HOU: School of Humanities	07	T4 registry attribution	5.78	5.67	4.55	4.9	-2.72	15.0
1675	Digital Humanities: Methods, Tools, Practices	HOU: School of Humanities	07	T4 registry attribution	5.78	5.67	4.55	4.9	-2.72	15.0

Table A2. Complete register, part two: attribution and research indicators (continued, 17 of 19)

ID	Programme	Departments	Fields	Attribution tier	GS mean h	GS mean i10	OA mean h	S2 mean h	PC1	Faculty (TRS)
1676	Gender studies: Methodologies, theories, policies		07	T5 subject-based inference						0.0
1678	Precision Agriculture	HOU: School of Science and Technology	04	T3 declared but unspecified	37.18	111.27	11.67	12.14	7.47	15.0
1679	MSc in Epidemiology	HOU: School of Science and Technology	04	T4 registry attribution	37.18	111.27	11.67	12.14	7.47	15.0
1681	Master in Business Administration - Executive MBA	DUTH: Production & Management Engineering	02	T5 subject-based inference	19.07	32.21	15.33	12.54	1.55	16.0
1682	Infertility - Assisted Reproduction Techniques	NKUA: Medicine	03	T4 registry attribution	30.55	78.69	17.3	5.07	3.31	551.0
1683	MSc in Digital Health	UOI: Materials Science & Engineering ; UOI: Department of Economics	01, 02	T2 partial attribution	19.1	41.38	8.78	3.11	-0.64	41.0
1684	Primary Health Care	DUTH: Medicine	03	T4 registry attribution	18.75	33.02	13.56	4.67	0.13	123.0
1685	Systems Biology	AUA: Department of Biotechnology	05	T4 registry attribution	18.1	32.9	12.54	6.93	-0.26	20.0
1686	Applied Innovations and Digital Technologies in Healthcare	UNIWA: Public and Community Health	03	T4 registry attribution	14.0	25.0	11.73	8.5	-0.4	14.0
1687	Autism Spectrum Disorders (ASD): Health Promotion, Early Intervention, Special Education, Personal and Community Intervention	UNIWA: Public and Community Health	03	T4 registry attribution	14.0	25.0	11.73	8.5	-0.4	14.0
1688	Human Resource Management and Digital Transformation		01, 02, 07	T5 subject-based inference						0.0
1690	Financial Technology (FinTech)	UNIPI: Department of Banking and Financial Management	01	T4 registry attribution	7.45	7.0	6.36	4.71	-2.11	15.0
1691	MSc in Communication Disorders and Sciences	UoM: Department of Educational and Social Policy	06	T3 declared but unspecified	11.3	13.8	7.25	5.88	-1.9	18.0
1693	Interdisciplinary Social Interventions in Crisis Situations	HMU: Nursing	03	T4 registry attribution	15.75	22.5	14.12	7.5	-0.52	13.0
1694	Law and Information and Communication Technologies	UNIPI: Digital Systems	02	T4 registry attribution	26.33	62.83	15.38	0.33	1.35	21.0
1695	Public Management and Digital Transformation	UoP: Department of Management Science and Technology	01	T4 registry attribution	19.6	32.0	11.0	6.6	-0.26	10.0
1696	Dermatoscopy	AUTH: Medicine	03	T4 registry attribution	23.04	48.73	14.62	4.6	0.83	399.0
1697	Financial Technology	UoM: Department of Accounting and Finance	01	T4 registry attribution	8.62	8.69	6.24	6.35	-1.83	18.0
1699	Immunobiology	UoC: Department of Biology	05	T4 registry attribution	21.0	30.56	15.5	5.07	0.72	25.0
1700	MSc in Archaeological Science	NKUA: Department of Chemistry ; NKUA: Department of Geology and Geoenvironment ; NKUA: Department of History and Archaeology	04, 07	T1 explicit multi-unit attribution	18.05	35.17	12.46	9.51	0.45	120.0
1701	MSc in Digital Humanities	NKUA: Department of History and Archaeology ; NKUA: Digital Industry Technologies	02, 07	T3 declared but unspecified	8.88	10.42	8.3	1.8	-2.33	64.0
1703	Social Rights and Advocacy in Social Services	Panteion: Department of Social Policy	06	T4 registry attribution	7.42	8.42	5.0	1.89	-2.8	20.0
1704	Criminology	Panteion: Department of Sociology	06	T4 registry attribution	4.1	3.0	2.67	2.17	-3.47	27.0

ID	Programme	Departments	Fields	Attribution tier	GS mean h	GS mean i10	OA mean h	S2 mean h	PC1	Faculty (TRS)
1706	Sociology	Panteion: Department of Sociology	06	T4 registry attribution	4.1	3.0	2.67	2.17	-3.47	27.0
1707	Education Sciences: Research and Praxis in Changing Learning Environments	AUTH: School of Philosophy and Education	07	T4 registry attribution	10.56	14.78	7.77	2.71	-2.02	23.0
1708	Management in Business Administration	DUTH: Production & Management Engineering	02	T5 subject-based inference	19.07	32.21	15.33	12.54	1.55	16.0
1711	Economics and Data Science	UOI: Department of Economics	01	T4 registry attribution	9.56	10.67	6.94	5.38	-1.54	17.0
1712	International Administration Policies in Human Resources, Communication and Leadership		01	T5 subject-based inference						0.0
1713	Biological Technology: Research and Applications	UPatras: Department of Biology	05	T4 registry attribution	17.8	26.4	8.89	1.11	-1.38	28.0
1714	Chemical and Biochemical Engineering: Health & Food	AUTH: Chemical Engineering	02	T4 registry attribution	23.75	48.58	12.76	2.5	0.56	24.0
1715	Aerial Autonomous Systems	AUTH: Electrical & Computer Engineering ; AUTH: Informatics ; AUTH: Mechanical Engineering ; AUTH: Department of Mathematics	02, 04	T1 explicit multi-unit attribution	19.05	37.96	12.41	7.03	0.78	117.0
1730	Diagnostic and Therapeutic Approach To Diabetic Foot	UThessaly: Medicine	03	T4 registry attribution	21.31	40.07	13.38	4.97	0.81	162.0
1733	Cutting Edge Technologies in Vision Sciences	UoC: Medicine ; UoC: Department of Materials Science and Technology ; UoC: Department of Mathematics and Applied Mathematics ; UoC: Department of Biology	03, 04, 05	T1 explicit multi-unit attribution	22.28	40.92	13.34	7.06	1.21	208.0
1772	Advanced Information Technologies and Services	UoWM: Electrical & Computer Engineering ; UNIPI: Informatics ; UoWM: Informatics	02	T1 explicit multi-unit attribution	18.28	37.96	12.09	8.16	0.93	55.0
1778	Welding Engineering and Non Destructive Inspection	UoWM: Mechanical Engineering	02	T4 registry attribution	10.27	11.27	7.2	6.31	-1.71	20.0
1786	Food Quality Control	UoWM: Department of Agriculture ; UoWM: Chemical Engineering	02, 05	T1 explicit multi-unit attribution	20.95	35.15	15.76	8.17	1.05	29.0
1787	Electronic Business and Digital Marketing	UoWM: Department of Management Science and Technology	01	T4 registry attribution	7.67	8.0	3.0	2.4	-2.67	5.0
1788	MBA in Business Economics and Artificial Intelligence	UoWM: Department of Economics	01	T4 registry attribution	10.38	14.5	7.44	6.11	-1.37	10.0
1794	Energy and Environmental Developments	UNIWA: Mechanical Engineering	02	T4 registry attribution	21.54	42.0	11.86	13.62	2.45	19.0
1799	Sustainable Energy Systems - SES	UNIWA: Mechanical Engineering	02	T4 registry attribution	21.54	42.0	11.86	13.62	2.45	19.0
1808	Advanced Aesthetics and Cosmetic Science: Development-Quality Control and Safety of new cosmetic products	UNIWA: Biomedical Sciences	03	T4 registry attribution	11.47	15.4	8.32	4.3	-1.04	40.0
1809	Resuscitation	UNIWA: Biomedical Sciences ; UNIWA: Midwifery ; UNIWA: Nursing	03	T3 declared but unspecified	12.79	17.54	9.26	6.68	-0.87	94.0
1841	MBA in Air Transport Management	UAegean: Department of Business Administration	01	T4 registry attribution	10.29	10.93	6.44	5.53	-1.73	17.0
1853	Artificial Intelligence for Digital Transformation	AUEB: Department of Business Administration ; AUEB: Department of Economics ; AUEB: Department of Management Science and Technology	01	T1 explicit multi-unit attribution	10.78	12.82	8.24	6.18	-1.31	69.0
1855	Management Science and Technology	AUEB: Department of Management Science and Technology	01	T4 registry attribution	14.53	19.07	8.65	6.84	-0.45	20.0
1882	School Counseling and Guidance	NKUA: Department of Psychology	06	T1 explicit multi-unit attribution	18.86	29.86	13.9	3.0	-0.38	19.0

ID	Programme	Departments	Fields	Attribution tier	GS mean h	GS mean i10	OA mean h	S2 mean h	PC1	Faculty (TRS)
1936	Protection, Valorization and Conservation of Monuments and Sites	TUC: Architecture	02	T4 registry attribution	10.17	12.17	2.47	3.56	-2.62	20.0
1949	MSc in Telecommunication & Automation Systems (TeleAutoS)	HMU: Electronic Engineering	02	T4 registry attribution	18.38	29.0	13.2	6.0	-0.42	32.0

Table A2. Complete register, part two: attribution and research indicators (continued, 18 of 19)

ID	Programme	Departments	Fields	Attribution tier	GS mean h	GS mean i10	OA mean h	S2 mean h	PC1	Faculty (TRS)
1950	Applied Science and Technology in Agricultural Production	HMU: Department of Agriculture	05	T4 registry attribution	18.43	27.57	13.19	14.05	1.06	24.0
1951	Nanotechnology for Energy Applications	HMU: Electrical & Computer Engineering ; HMU: Mechanical Engineering	02	T3 declared but unspecified	20.44	44.57	14.97	9.12	1.12	50.0
1952	European Master on Embedded Intelligence Nanosystems Engineering (EMINENT)	HMU: Electronic Engineering	02	T4 registry attribution	18.38	29.0	13.2	6.0	-0.42	32.0
2021	Data Science and Machine Learning	NTUA: Electrical & Computer Engineering	02	T4 registry attribution	25.2	55.71	18.12	0.87	2.26	61.0
2184	MSc in Data-Driven Financial Reporting, Auditing and Financial Management	UoM: Department of Accounting and Finance	01	T4 registry attribution	8.62	8.69	6.24	6.35	-1.83	18.0
2213	Responsible Consumption and Production under Sustainable Mining	TUC: Mineral Resources Engineering	02	T3 declared but unspecified	14.7	20.6	11.45	10.31	0.22	15.0
2214	Climate Crisis, Risks and Disasters	HUA: Department of Geography	04	T4 registry attribution	16.08	22.92	10.07	8.56	-0.14	20.0
2215	Silver Economy: Economy, Society and Innovation in Longevity	HUA: Department of Geography	04	T2 partial attribution	16.08	22.92	10.07	8.56	-0.14	20.0
2216	Soft Matter Science and Engineering	UoC: Department of Materials Science and Technology	04	T4 registry attribution	31.73	56.4	19.93	14.0	4.94	21.0
2217	MBA in Shipping	UAegean: Department of Business Administration	01	T4 registry attribution	10.29	10.93	6.44	5.53	-1.73	17.0
2218	Education Sciences: Theatre Pedagogy	DUTH: Department of Primary Education	07	T4 registry attribution	14.0	20.22	8.79	5.5	-0.81	17.0
2224	Logistics	UNIPI: Department of Business Administration ; UNIPI: Department of Economics	01	T5 subject-based inference	12.32	18.22	7.53	7.2	-1.49	45.0
2225	Project Management	UNIPI: Department of Banking and Financial Management	01	T5 subject-based inference	7.45	7.0	6.36	4.71	-2.11	15.0
2226	Technoeconomics of Energy & Environment		02	T5 subject-based inference						0.0
2227	Applied Mathematical Sciences	NTUA: Applied Mathematical & Physical Sciences ; NTUA: Architecture ; NTUA: Mechanical Engineering	02	T1 explicit multi-unit attribution	25.11	64.59	12.0	10.04	4.26	95.0
2228	“Surgical Oncology of the Skin, Soft Tissues, Vascular Anomalies”	AUTH: Medicine	03	T4 registry attribution	23.04	48.73	14.62	4.6	0.83	399.0
2229	Cardionephrometabolic Diseases: the link between Evidence-based Medicine and Precision Medicine	AUTH: Medicine	03	T4 registry attribution	23.04	48.73	14.62	4.6	0.83	399.0
2230	Hospitality and Tourism Business Administration	IHU: Department of Organisation Management, Marketing and Tourism	01	T4 registry attribution	9.83	10.44	6.05	5.9	-1.79	23.0
2231	Fetal Maternal Medicine	AUTH: Medicine	03	T4 registry attribution	23.04	48.73	14.62	4.6	0.83	399.0
2232	Premalignant diseases in Gynecology	AUTH: Medicine	03	T4 registry attribution	23.04	48.73	14.62	4.6	0.83	399.0
2233	Cultural Studies: Modern Hellenism and the Balkans		06	T5 subject-based inference						0.0
2234	Psychological Applications in Health	AUTH: Medicine	03	T4 registry attribution	23.04	48.73	14.62	4.6	0.83	399.0

ID	Programme	Departments	Fields	Attribution tier	GS mean h	GS mean i10	OA mean h	S2 mean h	PC1	Faculty (TRS)
2235	Historical Archives Management in a Digital Environment	IHU: Computer Science	02	T1 explicit multi-unit attribution	6.55	5.73	4.46	5.86	-2.74	25.0
2236	Tourism Management and New Technologies	DUTH: Department of Economics	01	T5 subject-based inference	12.0	18.0	6.29	7.29	-1.6	19.0
2237	Social-Preventive Medicine and Quality in Health Care	AUTH: Medicine	03	T4 registry attribution	23.04	48.73	14.62	4.6	0.83	399.0
2238	Byzantine and Medieval World		07	T2 partial attribution						0.0
2239	Auditory Processing Disorder	AUTH: Medicine	03	T4 registry attribution	23.04	48.73	14.62	4.6	0.83	399.0
2240	Strategic Management and Innovative Marketing	UoWM: Department of Management Science and Technology	01	T4 registry attribution	7.67	8.0	3.0	2.4	-2.67	5.0
2241	MBA in Agribusiness	UoWM: Department of Agriculture ; UoWM: Department of Business Administration ; UoWM: Department of Management Science and Technology	01, 05	T3 declared but unspecified	12.82	17.12	10.21	6.24	-0.92	29.0
2242	School Management and Lifelong Learning		01, 02, 07	T5 subject-based inference						0.0
2248	MA in Philosophy	UPatras: Department of Philosophy	07	T4 registry attribution	4.62	2.5	5.4	3.17	-3.1	23.0
2249	Multifunctional Management of Natural Ecosystems and Bio-economy	UThessaly: Department of Forestry, Wood Science and Design	05	T4 registry attribution	9.6	9.0	7.67	1.5	-2.54	14.0
2250	History of Modern and Contemporary Art		06, 07	T3 declared but unspecified						0.0
2251	Education Sciences: Science, Sustainability and Technology Education	AUTH: School of Primary Education ; DUTH: Department of Primary Education ; UoWM: Department of Early Childhood Education	07	T1 explicit multi-unit attribution	9.35	10.98	7.91	2.66	-2.13	60.0
2252	Sciences Of Education	NKUA: School of Physical Education and Sport Science	07	T5 subject-based inference	15.56	20.31	13.76	1.75	-0.85	48.0
2253	Cutting-Edge Technologies for Sustainable Agriculture (SUSTAGRI)	AUA: Department of Natural Resources Development & Agricultural Engineering ; AUA: Department of Animal Science ; AUA: Department of Crop Science	05	T3 declared but unspecified	19.53	32.27	14.94	8.29	0.76	104.0
2254	Applied Microbiology	AUTH: School of Biology	05	T4 registry attribution	19.88	29.88	11.19	7.06	0.23	40.0
2255	Artificial Intelligence and Immersive Technologies in Education, Training, and Game Design	DUTH: Electrical & Computer Engineering ; DUTH: Department of Primary Education	02, 07	T3 declared but unspecified	17.55	31.6	12.27	8.69	0.48	49.0
2256	Basic and Applied Neurosciences	AUTH: Medicine ; AUTH: School of Biology ; AUTH: School of Psychology ; AUTH: School of Visual and Applied Arts	03, 05, 06, 07	T3 declared but unspecified	21.7	44.14	14.53	4.88	0.73	481.0
2257	Educational Sciences: Developmental Psychology and Applications in Education and Training	UoC: Department of Preschool Education	07	T4 registry attribution	11.0	14.94	3.61	3.95	-1.55	24.0
2258	Health And Social Care Services Management	AUTH: Medicine ; DUTH: Medicine ; DUTH: Department of Social Policy ; DUTH: Department of Social Work	03, 06	T1 explicit multi-unit attribution	21.24	43.14	13.88	4.58	0.5	547.0
2259	Contemporary Medical Acts: Legal Regulation and Bioethical Dimension	AUTH: Dentistry ; AUTH: Medicine ; AUTH: School of Theology	03, 07	T2 partial attribution	21.13	43.59	13.85	4.59	0.49	476.0
2260	Health and Environmental Factors	AUTH: Medicine ; AUTH: School of Geology	03, 04	T1 explicit multi-unit attribution	22.83	47.46	14.58	4.42	0.75	433.0
2261	Applied Gerontology and Geriatrics	AUTH: Medicine	03	T1 explicit multi-unit attribution	23.04	48.73	14.62	4.6	0.83	399.0

ID	Programme	Departments	Fields	Attribution tier	GS mean h	GS mean i10	OA mean h	S2 mean h	PC1	Faculty (TRS)
2262	Neurosciences, Neurolinguistics and Applications	AUTH: Medicine ; AUTH: School of German Language and Literature ; AUTH: School of Italian Language and Literature	03, 07	T1 explicit multi-unit attribution	21.8	45.38	13.74	4.44	0.55	434.0
2263	Vaccines and Infectious Diseases	AUTH: Medicine	03	T1 explicit multi-unit attribution	23.04	48.73	14.62	4.6	0.83	399.0
2264	Surgery of the Thyroid and Parathyroid Glands	AUTH: Medicine	03	T4 registry attribution	23.04	48.73	14.62	4.6	0.83	399.0
2265	Advanced Cardiopulmonary Practice-Cardiovascular Perfusion Science	AUTH: Medicine	03	T4 registry attribution	23.04	48.73	14.62	4.6	0.83	399.0

Table A2. Complete register, part two: attribution and research indicators (continued, 19 of 19)

ID	Programme	Departments	Fields	Attribution tier	GS mean h	GS mean i10	OA mean h	S2 mean h	PC1	Faculty (TRS)
2266	Critical Thinking and Soft Skills in Biomedical and Social Sciences	AUTH: Medicine ; AUTH: School of Primary Education	03, 07	T1 explicit multi-unit attribution	21.87	45.77	14.13	4.43	0.6	428.0
2267	MSc in Operational Research and Decision Making	TUC: Production Engineering & Management	02	T2 partial attribution	19.83	36.06	8.25	0.4	-0.55	29.0
2268	MSc in Intelligent Systems	TUC: Production Engineering & Management	02	T4 registry attribution	19.83	36.06	8.25	0.4	-0.55	29.0
2269	Management and Technologies in Cultural Heritage – ManTech		01, 07	T1 explicit multi-unit attribution						0.0
2270	Digital Deep Tech Driven Circular Economy	UAegean: Department of Cultural Technology and Communication	06	T4 registry attribution	15.0	25.36	9.35	8.95	-0.4	22.0
2271	MSc by Research in Digital Deep-Tech Driven Circular Economy	UAegean: Department of Cultural Technology and Communication	06	T4 registry attribution	15.0	25.36	9.35	8.95	-0.4	22.0
2272	Advanced Cybersecurity Technologies & Governance	UNIPI: Digital Systems	02	T4 registry attribution	26.33	62.83	15.38	0.33	1.35	21.0
2273	Advanced Cybersecurity Technologies and Governance by Research	UNIPI: Digital Systems	02	T4 registry attribution	26.33	62.83	15.38	0.33	1.35	21.0

Appendix B. Subject groupings

Table B1. Every programme within each subject grouping (continued, 1 of 2)

Group	Subject	ID	University	Programme	Programme (EL)	Department	Fee	Mean h (GS)
S059	Applied Accounting and Auditing	1616	UNIWA	Applied Accounting, Auditing and Taxation	Εφαρμοσμένη Λογιστική, Ελεγκτική και Φορολογία	Department of Accounting and Finance	3500.0	8.9
S059	Applied Accounting and Auditing	1312	IHU	MSc in International Accounting, Auditing and Taxation	Διεθνής Λογιστική, Ελεγκτική και Φορολογία	Department of Accounting and Finance	3900.0	12.67
S059	Applied Accounting and Auditing	1192	UoM	Applied Accounting and Auditing	Εφαρμοσμένη Λογιστική και Ελεγκτική	Department of Accounting and Finance	6000.0	8.62
S028	Applied Economics and Finance	961	UoM	Applied Economics and Finance	Εφαρμοσμένα Οικονομικά και Χρηματοοικονομικά	Department of Economics	4000.0	12.08
S028	Applied Economics and Finance	1458	NKUA	Applied Economics and Finance	Εφαρμοσμένη Οικονομική και Χρηματοοικονομική	Department of Economics	4800.0	10.25
S028	Applied Economics and Finance	1172	AUEB	Applied Economics and Finance	Εφαρμοσμένα Οικονομικά Χρηματοοικονομικά	Department of Economics	5400.0	8.25
S006	Applied Informatics	883	UoM	Applied Informatics	Εφαρμοσμένη Πληροφορική	Applied Informatics	2800.0	
S006	Applied Informatics	1558	HUA	Applied Informatics	Εφαρμοσμένη Πληροφορική	Informatics & Telematics	3400.0	19.0

Group	Subject	ID	University	Programme	Programme (EL)	Department	Fee	Mean h (GS)
S006	Applied Informatics	931	UThessaly	Applied Informatics	Εφαρμοσμένη Πληροφορική	Electrical & Computer Engineering	3600.0	17.93
S079	Biomedical Engineering	1479	UoC	MSc in Biomedical Engineering	Βοϊατρική Μηχανική	Medicine	1500.0	24.41
S079	Biomedical Engineering	1544	UNIWA	Biomedical Engineering and Technology	Βιοϊατρική Μηχανική και Τεχνολογία	Biomedical Engineering	2000.0	15.79
S079	Biomedical Engineering	1511	AUTH	Biomedical Engineering	Βιοϊατρική Μηχανική	Chemical Engineering	2250.0	23.75
S031	Business Administration	1331	UPatras	Business Administration	Διοίκηση Επιχειρήσεων	Department of Business Administration	0.0	9.25
S031	Business Administration	1451	TUC	Business Administration	Διοίκηση Επιχειρήσεων	Production Engineering & Management	4000.0	19.83
S031	Business Administration	1681	DUTH	Master in Business Administration - Executive MBA	Διοίκηση Επιχειρήσεων και Οργανισμών για Στελέχη - Executive MBA	Production & Management Engineering	4000.0	19.07
S031	Business Administration	1024	UAegean	Business Administration	Διοίκηση Επιχειρήσεων	Department of Business Administration	4200.0	10.29
S031	Business Administration	981	UNIWA	Business Administration	Διοίκηση Επιχειρήσεων		4250.0	8.9
S031	Business Administration	986	UoM	Business Administration	Διοίκηση Επιχειρήσεων	Department of Business Administration	4500.0	17.77
S031	Business Administration	1354	UAegean	Business Administration Executive	Διοίκηση Επιχειρήσεων για Στελέχη	Department of Business Administration	4800.0	10.29
S031	Business Administration	1708	DUTH	Management in Business Administration	Διοίκηση Επιχειρήσεων (MBA)	Production & Management Engineering	5000.0	19.07
S031	Business Administration	1170	AUEB	Business Administration	Διοίκηση Επιχειρήσεων	Department of Business Administration	5500.0	9.94
S031	Business Administration	1084	NKUA	Business Administration	Διοίκηση Επιχειρήσεων	Department of Economics	5700.0	10.25
S031	Business Administration	1054	UNIPI	Business Administration	Διοίκηση Επιχειρήσεων	Department of Business Administration	6900.0	11.42
S031	Business Administration	1168	AUEB	Business Administration for Executives	Διοίκηση Επιχειρήσεων για Στελέχη	Department of Business Administration	7250.0	9.94
S031	Business Administration	1189	AUEB	Business Administration	Διοίκηση Επιχειρήσεων	Department of Business Administration	7250.0	9.94
S045	Business Administration – Tourism Management	1386	HMU	Hospitality and Tourism Business Administration	Διοίκηση Επιχειρήσεων Φιλοξενίας και Τουρισμού	Department of Business and Tourism Management	3300.0	15.46
S045	Business Administration – Tourism Management	2230	IHU	Hospitality and Tourism Business Administration	Διοίκηση Επιχειρήσεων Φιλοξενίας και Τουρισμού	Department of Organisation Management, Marketing and Tourism	3300.0	9.83
S045	Business Administration – Tourism Management	1072	UNIPI	Business Administration – Tourism Management	Διοίκηση Επιχειρήσεων – Μάνατζμεντ Τουρισμού	Department of Business Administration	7500.0	11.42
S078	Data Science and Machine Learning	2021	NTUA	Data Science and Machine Learning	Επιστήμη Δεδομένων και Μηχανική Μάθηση	Electrical & Computer Engineering	0.0	25.2
S078	Data Science and Machine Learning	1572	TUC	Machine Learning and Data Science	Μηχανική Μάθηση και Επιστήμη Δεδομένων	Electrical & Computer Engineering	500.0	19.8
S078	Data Science and Machine Learning	1601	UoC	Data Analysis & Machine Statistical Learning	Ανάλυση Δεδομένων & Μηχανική - Στατιστική Μάθηση	Department of Mathematics and Applied Mathematics	2000.0	9.37
S078	Data Science and Machine Learning	1478	HOU	Data Science and Machine Learning	Επιστήμη των Δεδομένων και Μηχανική Μάθηση	School of Science and Technology	3000.0	37.18
S065	Digital Marketing	1564	DUTH	Digital Marketing	Ψηφιακό Μάρκετινγκ	Department of Economics	2850.0	12.0
S065	Digital Marketing	1787	UoWM	Electronic Business and Digital Marketing	Ηλεκτρονικό Επιχειρείν και Ψηφιακό Μάρκετινγκ	Department of Management Science and Technology	3500.0	7.67

Group	Subject	ID	University	Programme	Programme (EL)	Department	Fee	Mean h (GS)
S065	Digital Marketing	1298	IHU	MSc in e-Business and Digital Marketing	Ηλεκτρονικό Επιχειρείν και Ψηφιακό Μάρκετινγκ	Department of Management Science and Technology	3700.0	10.69
S009	Economics	1550	UOI	Economics	Οικονομικές Επιστήμες	Department of Economics	0.0	9.56
S009	Economics	973	UoM	Economics	Οικονομική Επιστήμη	Department of Economics	2500.0	12.08
S009	Economics	1514	AUEB	MSc in Economics	Οικονομική Επιστήμη	Department of Economics	2500.0	8.25
S009	Economics	892	UThessaly	Applied Economics	Εφαρμοσμένη Οικονομική	Department of Economics	2700.0	15.69
S007	Education	917	UPatras	Education	Επιστήμες της Εκπαίδευσης	Department of Education and Social Work	0.0	6.73
S007	Education	2252	NKUA	Sciences Of Education	Επιστήμες της Αγωγής	School of Physical Education and Sport Science	2400.0	15.56
S007	Education	1380	UoC	Special Education	Ειδική Αγωγή	Department of Primary Education	3000.0	6.46
S007	Education	884	NKUA	Special Education	Ειδική Αγωγή	Department of Psychology	3600.0	18.86
S004	Health Care Management	983	UNIWA	Management of Health and Social Care Services	Διοίκηση και Διαχείριση Υπηρεσιών Υγείας και Κοινωνικής Φροντίδας		2500.0	8.9
S004	Health Care Management	2258	AUTH	Health And Social Care Services Management	Διοίκηση και Οργάνωση Υπηρεσιών Υγείας και Κοινωνικής Φροντίδας	Medicine	3000.0	23.04
S004	Health Care Management	1435	HOU	Health Care Management	Διοίκηση Μονάδων Υγείας		3750.0	11.89
S004	Health Care Management	879	UoM	Health Care Management	Διοίκηση Υπηρεσιών Υγείας	Department of Business Administration	4500.0	17.77
S011	History of Art	897	UoC	History of Art	Ιστορία της Τέχνης		0.0	8.3467
S011	History of Art	1297	NKUA	Modern and Contemporary History and History of Art	Νεότερη και Σύγχρονη Ιστορία και Ιστορία της Τέχνης	Department of History and Archaeology	0.0	5.31
S011	History of Art	2250	UOI	History of Modern and Contemporary Art	Ιστορία της Μοντέρνας και Σύγχρονης Τέχνης		3000.0	12.12
S030	Information Systems	1566	DUTH	Information Systems	Πληροφοριακά Συστήματα		2850.0	12.0
S030	Information Systems	974	UoM	Information Systems	Πληροφοριακά Συστήματα	Department of Business Administration	2950.0	17.77
S030	Information Systems	1127	AUTH	Management and Information Systems	Διοίκηση Επιχειρήσεων και Πληροφοριακά Συστήματα	Informatics	3000.0	23.29
S030	Information Systems	1427	HOU	Information Systems	Πληροφοριακά Συστήματα	School of Science and Technology	3750.0	37.18
S030	Information Systems	1183	AUEB	Information Systems	Πληροφοριακά Συστήματα	Informatics	4000.0	18.24
S030	Information Systems	1093	UNIPI	Information Systems and Services	Πληροφοριακά Συστήματα και Υπηρεσίες	Digital Systems	4200.0	26.33
S030	Information Systems	1580	NKUA	Geographic Information Systems	Γεωγραφικά Συστήματα Πληροφοριών	Department of Geology and Geoenvironment	5000.0	20.78
S021	Information and Communications Systems	1319	AUTH	Communication Networks and Systems Security	Δίκτυα Επικοινωνιών και Ασφάλεια Συστημάτων	Informatics	1800.0	23.29
S021	Information and Communications Systems	1294	IHU	MSc in Information and Communication Technology Systems	Συστήματα Τεχνολογιών Πληροφορικής και Τηλεπικοινωνιών	Department of Management Science and Technology	2900.0	10.69

Group	Subject	ID	University	Programme	Programme (EL)	Department	Fee	Mean h (GS)
S021	Information and Communications Systems	933	UAegean	Information and Communication Systems Security	Ασφάλεια Πληροφοριακών και Επικοινωνιακών Συστημάτων	Information & Communication Systems Eng.	3000.0	19.09

Grouping is on the content tokens of the programme title, as described in Section 4.

Table B1. Every programme within each subject grouping (continued, 2 of 2)

Group	Subject	ID	University	Programme	Programme (EL)	Department	Fee	Mean h (GS)
S021	Information and Communications Systems	953	UAegean	Information and Communications Systems	Πληροφοριακά και Επικοινωνιακά Συστήματα	Information & Communication Systems Eng.	3000.0	19.09
S029	Law And Economics	1014	DUTH	Economics and Business Law	Οικονομικά και Δίκαιο των Επιχειρήσεων	Department of Law	3900.0	5.2
S029	Law And Economics	972	UoM	Law And Economics	Δίκαιο και Οικονομικά	Department of Economics	4800.0	13.88
S029	Law And Economics	1030	UNIPI	Law And Economics	Δίκαιο και Οικονομία	Department of Business Administration	6000.0	11.42
S056	MSc in Digital Humanities	1179	AUEB	Digital Methods for the Humanities	Ψηφιακές Μεθόδοι για τις Ανθρωπιστικές Επιστήμες	Informatics	4000.0	18.24
S056	MSc in Digital Humanities	1675	HOU	Digital Humanities: Methods, Tools, Practices	Ψηφιακές Ανθρωπιστικές Επιστήμες: μέθοδοι, εργαλεία, πρακτικές	School of Humanities	4000.0	5.78
S056	MSc in Digital Humanities	1701	NKUA	MSc in Digital Humanities	Ψηφιακές Ανθρωπιστικές Επιστήμες	Department of History and Archaeology	4000.0	5.31
S057	Management Science and Technology	1422	HOU	Quality Management and Technology	Διαχείριση και Τεχνολογία Ποιότητας	School of Science and Technology	3750.0	37.18
S057	Management Science and Technology	1486	UNIPI	Marine Science & Technology Management	Διοίκηση στη Ναυτική Επιστήμη και Τεχνολογία	Department of Banking and Financial Management	4000.0	7.45
S057	Management Science and Technology	1181	AUEB	Management Science and Technology	Διοικητική Επιστήμη και Τεχνολογία	Department of Management Science and Technology	5300.0	14.53
S057	Management Science and Technology	1346	UNIPI	Industrial Management and Technology	Βιομηχανική Διοίκηση και Τεχνολογία	Department of Business Administration	5800.0	11.42
S057	Management Science and Technology	1855	AUEB	Management Science and Technology	Διοικητική Επιστήμη και Τεχνολογία	Department of Management Science and Technology	6000.0	14.53
S033	Materials Science and Technology	988	AUTH	Processes and Technology of Advanced Materials	Διεργασίες και Τεχνολογία Προηγμένων Υλικών	Chemical Engineering	0.0	23.75
S033	Materials Science and Technology	1057	UOI	Technology of Advanced Materials	Τεχνολογίες Προηγμένων Υλικών	Materials Science & Engineering	0.0	25.86
S063	Mathematics	1220	UAegean	Studies in Mathematics	Σπουδές στα Μαθηματικά	Department of Mathematics	0.0	6.0
S063	Mathematics	1397	DUTH	Applied Mathematics	Εφαρμοσμένα Μαθηματικά	Civil Engineering	1500.0	16.29
S063	Mathematics	1430	HOU	Mathematics	Μαθηματικά	School of Science and Technology	3750.0	37.18
S023	Mathematics Education	1375	UoC	Mathematics and Education	Μαθηματικά και Εκπαίδευση	Department of Mathematics and Applied Mathematics	0.0	9.37
S023	Mathematics Education	942	DUTH	Mathematics and Science Education	Επιστήμες της Αγωγής: Εκπαίδευση στα Μαθηματικά και τις Φυσικές Επιστήμες	Department of Primary Education	2700.0	14.0
S023	Mathematics Education	1012	UoWM	Educational Sciences: Mathematics Education	Επιστήμες της Αγωγής: Διδακτική των Μαθηματικών	Informatics	2800.0	10.14

Group	Subject	ID	University	Programme	Programme (EL)	Department	Fee	Mean h (GS)
S023	Mathematics Education	1252	NKUA	Mathematics Education	Διδακτική και Μεθοδολογία των Μαθηματικών	Department of Mathematics	2800.0	8.19
S014	Physics	904	NKUA	Physics	Φυσική	Department of Physics	0.0	33.09
S014	Physics	906	NKUA	Applied Physics	Φυσική Εφαρμογών	Department of Physics	0.0	33.09
S014	Physics	1195	UPatras	Advanced Studies in Physics	Προχωρημένες Σπουδές στη Φυσική	Department of Physics	0.0	19.67
S014	Physics	1271	UoC	Advanced Physics	Προχωρημένη Φυσική	Department of Physics	0.0	23.86
S014	Physics	1561	UThessaly	Applied Physics	Εφαρμοσμένη Φυσική	Department of Physics	0.0	48.14
S014	Physics	1425	HOU	Advanced Studies in Physics	Προχωρημένες Σπουδές στη Φυσική	School of Science and Technology	3750.0	37.18
S017	Primary Health Care	1213	AUTH	Primary Health Care	Πρωτοβάθμια Φροντίδα Υγείας	Medicine	0.0	23.04
S017	Primary Health Care	1267	UoC	Public Health - Primary Health Care - Health Services	Δημόσια Υγεία - Πρωτοβάθμια Φροντίδα Υγείας - Υπηρεσίες Υγείας	Medicine	2000.0	24.41
S017	Primary Health Care	914	UThessaly	Primary Health Care	Πρωτοβάθμια Φροντίδα Υγείας	Medicine	3000.0	21.31
S017	Primary Health Care	1684	DUTH	Primary Health Care	Πρωτοβάθμια Φροντίδα Υγείας	Medicine	3000.0	18.75
S062	Public Health	1212	AUTH	Public Health and Health Policy	Δημόσια Υγεία και Πολιτική Υγείας	Medicine	0.0	23.04
S062	Public Health	1571	AUTH	Public Health - Health Policy	Δημόσια Υγεία - Πολιτική Υγείας	Medicine	0.0	23.04
S062	Public Health	1394	UPatras	Public Health	Δημόσια Υγεία	Medicine	2700.0	19.58
S062	Public Health	1610	UNIWA	Public Health	Δημοσιά Υγεία	Public Health Policies	3600.0	15.38
S001	Supply Chain Management	1521	IHU	Supply Chain Management	Διοίκηση Εφοδιαστικής Αλυσίδας	Department of Business Administration	2850.0	8.5
S001	Supply Chain Management	995	UThessaly	Supply Chain Management and Logistics	Διοίκηση Εφοδιαστικής Αλυσίδας και Logistics	Mechanical Engineering	3600.0	18.79
S001	Supply Chain Management	1446	HOU	Supply Chain Management	Διοίκηση Εφοδιαστικής Αλυσίδας		4000.0	11.89
S001	Supply Chain Management	17	AUTH	Logistics & Supply Chain Management	Εφοδιαστική & Διοίκηση Αλυσίδας Εφοδιασμού	Department of Economics	5000.0	13.88

Appendix C. Declared co-hosting

Table C1. Programmes declaring their constituent departments

ID	University	Programme	Statutory form	Departments resolved
8	DUTH	Biomedical and Molecular Sciences - Diagnosis and Treatment of Human Diseases	ΔΙΠΜΣ inter-institutional	DUTH:Department of Economics | DUTH:Medicine
13	NKUA	Identity, Education and Competences for Democratic Culture		NKUA:Department of Educational Studies | NKUA:Department of Philology
23	NTUA	Geoinformatics	ΔΠΜΣ interdepartmental	NTUA:Rural, Surveying & Geoinformatics Eng.
24	NTUA	MSc in Environment and Development	ΔΠΜΣ interdepartmental	NTUA:Rural, Surveying & Geoinformatics Eng.
925	UThessaly	Project Management, Transportation and Spatial Planning	ΔΠΜΣ interdepartmental	UThessaly:Planning & Regional Development | UThessaly:Department of Economics | UThessaly:Architecture | UThessaly:Civil Engineering | UThessaly:Department of Environment
943	UAegean	Digital Innovation and Startup Entrepreneurship	ΔΠΜΣ interdepartmental	UAegean:Information & Communication Systems Eng.

ID	University	Programme	Statutory form	Departments resolved
972	UoM	Law And Economics	ΔΙΠΜΣ inter-institutional	AUTH:Department of Economics | UoM:Department of Business Administration | UoM:Department of Economics | AUTH:School of Law | AUTH:School of Political Sciences
973	UoM	Economics	ΔΠΜΣ interdepartmental	UoM:Department of Economics
1027	UoM	Law and Informatics	ΔΠΜΣ interdepartmental	UoM:Applied Informatics | UoM:Department of Economics
1142	NKUA	MSc in Molecular Biomedicine: Mechanisms of Disease, Molecular and Cellular Therapies, and Bioinnovation		NKUA:Dentistry | NKUA:Medicine | NKUA:Nursing | NKUA:Pharmacy | NKUA:Department of Chemistry | NKUA:Department of Biology
1152	NKUA	Intensive Care Units-cardiology, Medicalandnursingcare	ΔΠΜΣ interdepartmental	NKUA:Medicine | NKUA:Nursing
1281	AUTH	Advanced Design: Innovation and Transdisciplinarity in Design		AUTH:Architecture
1341	UoC	Oncology: From Oncogenesis to Therapy	ΔΠΜΣ interdepartmental	UoC:Medicine | UoC:Department of Chemistry | UoC:Department of Biology
1466	UNIWA	Architectural and Structural Restoration of Historical Buildings and Groups		UNIWA:Civil Engineering
1473	Ionian	Preservation & Management of Cultural Heritage	ΔΠΜΣ interdepartmental	Ionian:Department of Environment
1474	UoWM	Renewable Energy Sources and Energy Management in Buildings		UoWM:Electrical & Computer Engineering | UoWM:Mechanical Engineering
1538	NTUA	Energy Production and Management	ΔΠΜΣ interdepartmental	NTUA:Electrical & Computer Engineering
1544	UNIWA	Biomedical Engineering and Technology		UNIWA:Biomedical Engineering
1569	UThessaly	MSc in Lifestyle Medicine		UThessaly:Medicine | UThessaly:Department of Environment
1592	NKUA	Byzantine Music: Academic Theory & Artistic Performance		NKUA:Department of Music Studies
1595	NKUA	LLM in International & European Legal Studies		NKUA:School of Law
1598	UoM	Shipping and Sea Transports: Economics and Politics	ΔΠΜΣ interdepartmental	UoM:Department of Economics
1627	NKUA	Animal Welfare, Ethics and the Law	ΔΠΜΣ interdepartmental	NKUA:Department of History and Philosophy of Science
1643	UoP	Care and Support for children and adolescents with special needs in the Community	ΔΠΜΣ interdepartmental	UoP:Nursing | UoP:Speech and Language Therapy
1644	UoP	Olympic Studies, Olympic Education, Organization and Management of Olympic Events		UoP:Department of Sport Management
1683	UOI	MSc in Digital Health		UOI:Materials Science & Engineering | UOI:Department of Economics
1700	NKUA	MSc in Archaeological Science		NKUA:Department of Chemistry | NKUA:Department of Geology and Geoenvironment | NKUA:Department of History and Archaeology
1715	AUTH	Aerial Autonomous Systems	ΔΠΜΣ interdepartmental	AUTH:Electrical & Computer Engineering | AUTH:Informatics | AUTH:Mechanical Engineering | AUTH:Department of Mathematics
1733	UoC	Cutting Edge Technologies in Vision Sciences	ΔΠΜΣ interdepartmental	UoC:Medicine | UoC:Department of Materials Science and Technology | UoC:Department of Mathematics and Applied Mathematics | UoC:Department of Biology
1772	UoWM	Advanced Information Technologies and Services	ΔΙΠΜΣ inter-institutional	UoWM:Electrical & Computer Engineering | UNIPI:Informatics | UoWM:Informatics
1786	UoWM	Food Quality Control	ΔΙΠΜΣ inter-institutional	UoWM:Department of Agriculture | UoWM:Chemical Engineering
1853	AUEB	Artificial Intelligence for Digital Transformation		AUEB:Department of Business Administration | AUEB:Department of Economics | AUEB:Department of Management Science and Technology

ID	University	Programme	Statutory form	Departments resolved
1882	NKUA	School Counseling and Guidance	ΔΠΜΣ interdepartmental	NKUA:Department of Psychology
2215	HUA	Silver Economy: Economy, Society and Innovation in Longevity	ΔΙΠΜΣ inter-institutional	HUA:Department of Geography
2227	NTUA	Applied Mathematical Sciences		NTUA:Applied Mathematical & Physical Sciences | NTUA:Architecture | NTUA:Mechanical Engineering
2235	IHU	Historical Archives Management in a Digital Environment	ΔΠΜΣ interdepartmental	IHU:Computer Science
2238	UoC	Byzantine and Medieval World	ΔΠΜΣ interdepartmental	
2251	DUTH	Education Sciences: Science, Sustainability and Technology Education	ΔΙΠΜΣ inter-institutional	AUTH:School of Primary Education | DUTH:Department of Primary Education | UoWM:Department of Early Childhood Education
2258	AUTH	Health And Social Care Services Management	ΔΙΠΜΣ inter-institutional	AUTH:Medicine | DUTH:Medicine | DUTH:Department of Social Policy | DUTH:Department of Social Work
2259	AUTH	Contemporary Medical Acts: Legal Regulation and Bioethical Dimension	ΔΠΜΣ interdepartmental	AUTH:Dentistry | AUTH:Medicine | AUTH:School of Theology
2260	AUTH	Health and Environmental Factors	ΔΙΠΜΣ inter-institutional	AUTH:Medicine | AUTH:School of Geology
2261	AUTH	Applied Gerontology and Geriatrics	ΔΙΠΜΣ inter-institutional	AUTH:Medicine
2262	AUTH	Neurosciences, Neurolinguistics and Applications	ΔΠΜΣ interdepartmental	AUTH:Medicine | AUTH:School of German Language and Literature | AUTH:School of Italian Language and Literature
2263	AUTH	Vaccines and Infectious Diseases	ΔΙΠΜΣ inter-institutional	AUTH:Medicine
2266	AUTH	Critical Thinking and Soft Skills in Biomedical and Social Sciences	ΔΙΠΜΣ inter-institutional	AUTH:Medicine | AUTH:School of Primary Education
2267	TUC	MSc in Operational Research and Decision Making		TUC:Production Engineering & Management
2269	UoP	Management and Technologies in Cultural Heritage – ManTech	ΔΠΜΣ interdepartmental	

Resolved by recognising the names of ranked departments within the programme's own bilingual description, as described in Section 4B.

Appendix D. Unattributable programmes

Table F1. Programmes with no ranked teaching department

ID	University	Programme	Cause
878	Hellenic Open University	Global Challenges and Analytics	no ranked department at this university in any field the subject fits
901	Ionian University	Methodology of the Criticism an Publication of Historical and Archival Sources	no ranked department at this university in any field the subject fits
1056	Athens School of Fine Arts	Fine Arts	host institution outside the ranked universe
1060	Athens School of Fine Arts	Digital Arts	host institution outside the ranked universe
1091	Athens School of Fine Arts	Art Theory and History	host institution outside the ranked universe
1289	International Hellenic University	LLM Transnational and European Commercial Law, Banking Law, Arbitration/Mediation	subject identifies field(s) 06; this university has no ranked department in any of them
1333	Mediterranean Agronomic Institute of Chania	Business Economics and Management	host institution outside the ranked universe
1334	Mediterranean Agronomic Institute of Chania	Geoinformation in Environmental Management	host institution outside the ranked universe
1343	Mediterranean Agronomic Institute of Chania	Sustainable Agriculture	host institution outside the ranked universe
1344	Mediterranean Agronomic Institute of Chania	Horticultural Genetics and Biotechnology	host institution outside the ranked universe
1345	Mediterranean Agronomic Institute of Chania	Food Quality and Chemistry of Natural Products	host institution outside the ranked universe
1437	Hellenic Open University	Strategic Management of Tourism Businesses and Destinations	subject identifies field(s) 01; this university has no ranked department in any of them
1438	Hellenic Open University	Banking, Finance and Financial Technology (FinTech)	subject identifies field(s) 01; this university has no ranked department in any of them
1439	Hellenic Open University	Master in Business Administration (MBA)	subject identifies field(s) 01; this university has no ranked department in any of them

ID	University	Programme	Cause
1440	Hellenic Open University	Contemporary Journalism Studies	subject identifies field(s) 06; this university has no ranked department in any of them
1441	Hellenic Open University	Sports Studies: Sociology, History, Anthropology	subject identifies field(s) 06; this university has no ranked department in any of them
1442	Hellenic Open University	Banking, Accounting and Finance	subject identifies field(s) 01; this university has no ranked department in any of them
1443	Hellenic Open University	Law of the Economy and of the Enterprises	subject identifies field(s) 06; this university has no ranked department in any of them
1445	Hellenic Open University	Social and Solidarity Economy	subject identifies field(s) 06; this university has no ranked department in any of them
1449	Hellenic Open University	Criminological and Penal Law perspectives on corruption, economic and organised crime	subject identifies field(s) 06; this university has no ranked department in any of them
1619	Hellenic Mediterranean University	Sound and Music Technologies	subject identifies field(s) 07; this university has no ranked department in any of them
1677	Hellenic Open University	Public Administration and E-Governance	subject identifies field(s) 06; this university has no ranked department in any of them
1680	Hellenic Open University	Public Health and Policies	subject identifies field(s) 03; this university has no ranked department in any of them

Listed rather than omitted silently.

Appendix E. Subject concept map

Table E1. Concept map used for subject-based inference (153 concepts)

Concept in programme title	Departments whose discipline it names
nanomedicin	medicine pharmacy chemistry
pharmaceut	pharmacy chemistry
drug	pharmacy medicine
toxicolog	pharmacy medicine
epidemiolog	medicine public health nursing
public health	medicine nursing public health
health management	medicine business administration economics nursing
health econom	economics medicine
bioinformatic	informatics computer biology medicine
biomedical	medicine biology electrical computer engineering
medical physic	medicine physics
radiolog	medicine physics
biostatistic	statistics mathematics medicine
biotechnolog	biology chemistry agriculture
neuroscien	medicine biology psychology
psychiatr	medicine psychology
psycholog	psychology education
nutrition	nutritional dietetics medicine agriculture food
dietetic	nutritional dietetics medicine
food	food science agriculture chemistry
sport	physical education sport medicine
rehabilitat	physiotherapy medicine nursing
nursing	nursing medicine
midwif	midwifery medicine nursing
dental	dentistry medicine
oncolog	medicine biology
genetic	biology medicine agriculture
molecular	biology chemistry medicine
environment	environmental biology geology agriculture civil engineering
climate	environmental geology physics agriculture
energ	mechanical electrical chemical engineering physics
data scien	informatics computer statistics mathematics
artificial intelligence	informatics computer electrical engineering mathematics
machine learning	informatics computer statistics mathematics

Concept in programme title	Departments whose discipline it names
cyber	informatics computer electrical engineering
telecommunicat	electrical computer informatics engineering
robotic	mechanical electrical computer engineering informatics
material	materials chemistry physics mechanical engineering
maritime	maritime shipping business economics naval engineering
shipping	maritime shipping business economics
tourism	tourism business administration economics management
hospitality	tourism business administration
logistic	business administration management industrial engineering economics
finance	economics accounting finance banking business
banking	economics accounting finance banking
account	accounting economics business
market	business administration economics management
entrepreneur	business administration economics management
innovation	business administration economics management engineering
law	law legal political
criminolog	law political sociology
human rights	law political international sociology
international relation	political international law
public administration	political administration economics law
social policy	social political economics education
sociolog	sociology social political
educat	education pedagogic primary early childhood
special education	education psychology primary
teaching	education primary early childhood philology
linguistic	philology language linguistic education
translat	philology language foreign
history	history archaeology philology
archaeolog	history archaeology
philosoph	philosophy history social
theolog	theology philosophy history
museum	history archaeology arts cultural
cultural	cultural history arts social
art	arts fine visual audiovisual cultural
music	music arts audiovisual
architect	architecture civil engineering arts
urban	architecture civil engineering planning geography
geograph	geography geology environmental planning
agricultur	agriculture crop animal environmental
forest	forestry environmental natural
aquacultur	fisheries aquaculture biology agriculture
veterinar	veterinary animal biology
regional development	regional development economic planning
rural development	rural agricultural development economic
marketing	marketing communication business administration
communicat	communication media digital journalism
media	media communication journalism digital culture
digital media	digital media communication culture creative
aerospace	aerospace mechanical electrical engineering physics
electronic	electronic electrical computer engineering
digital system	digital systems informatics computer electrical
mining	mining metallurgical mineral resources engineering geology
metallurg	metallurgical mining materials chemical engineering
mineral	mineral resources mining geology engineering
surveying	surveying rural geoinformatics geography civil engineering

Concept in programme title	Departments whose discipline it names
geoinformat	geoinformatics surveying geography geology informatics
production engineering	production management industrial mechanical engineering
industrial	industrial production design mechanical engineering business
product design	product systems design industrial mechanical engineering
naval	naval maritime mechanical engineering shipping
occupational therapy	occupational therapy physiotherapy nursing medicine
speech	speech language therapy education psychology
marine	marine oceanography biology environmental geology
oceanograph	marine oceanography geology environmental
meteorolog	physics environmental geology marine
astronom	physics astronomy mathematics
astrophysic	physics astronomy mathematics
physic	physics materials mathematics electrical engineering
chemistr	chemistry chemical engineering materials biology
mathematic	mathematics statistics informatics physics
statistic	statistics mathematics actuarial informatics economics
actuarial	actuarial statistics mathematics finance economics
geolog	geology geoenvironment geography mineral environmental
seismolog	geology geoenvironment physics civil engineering
biochemi	biochemistry biotechnology chemistry biology medicine
microbiolog	biology biochemistry medicine agriculture
oenolog	viticulture oenology wine vine beverage agriculture
viticultur	viticulture oenology wine vine agriculture
wine	wine vine beverage viticulture oenology
crop	crop agriculture production plant agricultural
soil	soil agriculture natural resources environmental agricultural
animal	animal production agriculture veterinary biology
fisher	fisheries aquaculture ichthyology marine biology
ichthyolog	ichthyology fisheries aquaculture marine biology
wildlife	forestry natural environment biology
anthropolog	anthropology sociology social history
demograph	sociology social statistics economics
political scien	political science international social
governance	political administration economics law
social work	social work education policy sociology psychology
social policy	social policy education political economics
journalis	journalism media communication mass
balkan	balkan slavic oriental history philology international
slavic	slavic balkan philology languages literature
literatur	literature philology languages greek
philolog	philology literature languages greek history
greek	greek philology literature history
classic	philology history archaeology greek
byzantin	history archaeology philology theology
conservation	conservation antiquities works art archaeology history
antiquit	conservation antiquities archaeology history
theatr	theatre drama performing arts
drama	drama theatre performing arts
film	film audiovisual arts digital media
audiovisual	audiovisual film music arts digital media
performing	performing digital arts theatre drama music
preschool	preschool early childhood education pedagogic
pre-school	pre-school preschool early childhood education
early childhood	early childhood preschool education care
primary education	primary education pedagogic

Concept in programme title	Departments whose discipline it names
pedagog	pedagogic education primary preschool
adult education	education adult lifelong
lifelong	education adult lifelong
e-learning	education informatics computer digital
library	library archival information archives
archiv	archival archives library information
information science	information library archival informatics
biomedical science	biomedical medicine biology biochemistry
energy system	energy systems mechanical electrical chemical engineering physics

A concept qualifies a department only where it names the department's discipline rather than its category. Applied only at attribution tiers T2, T3 and T5.

Nine studies. Seven fields. 23 universities, 339 departments, 8,809 tenured faculty members.

Two published ranking designs · three bibliometric sources · two global ranking systems · a harmonised 2012–2025 window

greekacademicrankings.com

© 2026 Stelios Bekiros. All rights reserved.
Deposited under a Creative Commons Attribution-NonCommercial-NoDerivatives 4.0 International licence.

ISBN 978-9918-0-1969-4